

An Introduction to the Theory of Computation

Eitan Gurari, Ohio State University
Computer Science Press, 1989, ISBN 0-7167-8182-4
Copyright © Eitan M. Gurari

To Shaula, Inbal, Itai, Erez, Netta, and Danna

[Preface](#)

[1 GENERAL CONCEPTS](#)

- [1.1 Alphabets, Strings, and Representations](#)
- [1.2 Formal Languages and Grammars](#)
- [1.3 Programs](#)
- [1.4 Problems](#)
- [1.5 Reducibility among Problems](#)

[Exercises](#)

[Bibliographic Notes](#)

[2 FINITE-MEMORY PROGRAMS](#)

- [2.1 Motivation](#)
- [2.2 Finite-State Transducers](#)
- [2.3 Finite-State Automata and Regular Languages](#)
- [2.4 Limitations of Finite-Memory Programs](#)
- [2.5 Closure Properties for Finite-Memory Programs](#)
- [2.6 Decidable Properties for Finite-Memory Programs](#)

[Exercises](#)

[Bibliographic Notes](#)

[3 RECURSIVE FINITE-DOMAIN PROGRAMS](#)

- [3.1 Recursion](#)
- [3.2 Pushdown Transducers](#)
- [3.3 Context-Free Languages](#)
- [3.4 Limitations of Recursive Finite-Domain Programs](#)
- [3.5 Closure Properties for Recursive Finite-Domain Programs](#)
- [3.6 Decidable Properties for Recursive Finite-Domain Programs](#)

[Exercises](#)

[Bibliographic Notes](#)

4 [GENERAL PROGRAMS](#)

4.1 [Turing Transducers](#)

4.2 [Programs and Turing Transducers](#)

4.3 [Nondeterminism versus Determinism](#)

4.4 [Universal Turing Transducers](#)

4.5 [Undecidability](#)

4.6 [Turing Machines and Type 0 Languages](#)

4.7 [Post's Correspondence Problem](#)

[Exercises](#)

[Bibliographic Notes](#)

5 [RESOURCE-BOUNDED COMPUTATION](#)

5.1 [Time and Space](#)

5.2 [A Time Hierarchy](#)

5.3 [Nondeterministic Polynomial Time](#)

5.4 [More *NP*-Complete Problems](#)

5.5 [Polynomial Space](#)

5.6 [P-Complete Problems](#)

[Exercises](#)

[Bibliographic Notes](#)

6 [PROBABILISTIC COMPUTATION](#)

6.1 [Error-Free Probabilistic Programs](#)

6.2 [Probabilistic Programs That Might Err](#)

6.3 [Probabilistic Turing Transducers](#)

6.4 [Probabilistic Polynomial Time](#)

[Exercises](#)

[Bibliographic Notes](#)

7 [PARALLEL COMPUTATION](#)

7.1 [Parallel Programs](#)

7.2 [Parallel Random Access Machines](#)

7.3 [Circuits](#)

7.4 [Uniform Families of Circuits](#)

7.5 [Uniform Families of Circuits and Sequential Computations](#)

7.6 [Uniform Families of Circuits and PRAM's](#)

[Exercises](#)

[Bibliographic Notes](#)

A [MATHEMATICAL NOTIONS](#)

A.1 [Sets, Relations, and Functions](#)

[A.2 Graphs and Trees](#)

[B BIBLIOGRAPHY](#)

[Index](#)

[[errata](#) | [sketches of solutions](#) | [notes on the hypertext version](#) | [zipped files](#)]

[\[next\]](#) [\[tail\]](#) [\[up\]](#)

Preface

Computations are designed to solve problems. Programs are descriptions of computations written for execution on computers. The field of computer science is concerned with the development of methodologies for designing programs, and with the development of computers for executing programs. It is therefore of central importance for those involved in the field that the characteristics of programs, computers, problems, and computation be fully understood. Moreover, to clearly and accurately communicate intuitive thoughts about these subjects, a precise and well-defined terminology is required.

This book explores some of the more important terminologies and questions concerning programs, computers, problems, and computation. The exploration reduces in many cases to a study of mathematical theories, such as those of automata and formal languages; theories that are interesting also in their own right. These theories provide abstract models that are easier to explore, because their formalisms avoid irrelevant details.

Organized into seven chapters, the material in this book gradually increases in complexity. In many cases, new topics are treated as refinements of old ones, and their study is motivated through their association to programs.

Chapter 1 is concerned with the definition of some basic concepts. It starts by considering the notion of strings, and the role that strings have in presenting information. Then it relates the concept of languages to the notion of strings, and introduces grammars for characterizing languages. The chapter continues by introducing a class of programs. The choice is made for a class, which on one hand is general enough to model all programs, and on the other hand is primitive enough to simplify the specific investigation of programs. In particular, the notion of nondeterminism is introduced through programs. The chapter concludes by considering the notion of problems, the relationship between problems and programs, and some other related notions.

Chapter 2 studies finite-memory programs. The notion of a state is introduced as an abstraction for a location in a finite-memory program as well as an assignment to the variables of the program. The notion of state is used to show how finite-memory programs can be modeled by abstract computing machines, called finite-state transducers. The transducers are essentially sets of states with rules for transition between the states. The inputs that can be recognized by finite-memory programs are characterized in terms of a class of grammars, called regular grammars. The limitations of finite-memory programs, closure properties for simplifying the job of writing finite-memory programs, and decidable properties of such programs are also studied.

Chapter 3 considers the introduction of recursion to finite-memory programs. The treatment of the new programs, called recursive finite-domain programs, resembles that for finite-memory programs in

Chapter 2. Specifically, the recursive finite-domain programs are modeled by abstract computing machines, called pushdown transducers. Each pushdown transducer is essentially a finite-state transducer that can access an auxiliary memory that behaves like a pushdown storage of unlimited size. The inputs that can be recognized by recursive finite-domain programs are characterized in terms of a generalization of regular grammars, called context-free grammars. Finally, limitations, closure properties, and decidable properties of recursive finite-domain programs are derived using techniques similar to those for finite-memory programs.

Chapter 4 deals with the general class of programs. Abstract computing machines, called Turing transducers, are introduced as generalizations of pushdown transducers that place no restriction on the auxiliary memory. The Turing transducers are proposed for characterizing the programs in general, and computability in particular. It is shown that a function is computable by a Turing transducer if and only if it is computable by a deterministic Turing transducer. In addition, it is shown that there exists a universal Turing transducer that can simulate any given deterministic Turing transducer. The limitations of Turing transducers are studied, and they are used to demonstrate some undecidable problems. A grammatical characterization for the inputs that Turing transducers recognize is also offered.

Chapter 5 considers the role of time and space in computations. It shows that problems can be classified into an infinite hierarchy according to their time requirements. It discusses the feasibility of those computations that can be carried out in "polynomial time" and the infeasibility of those computations that require "exponential time." Then it considers the role of "nondeterministic polynomial time." "Easiest" hard problems are identified, and their usefulness for detecting hard problems is exhibited. Finally, the relationship between time and space is examined.

Chapter 6 introduces instructions that allow random choices in programs. Deterministic programs with such instructions are called probabilistic programs. The usefulness of these programs is considered, and then probabilistic Turing transducers are introduced as abstractions of such programs. Finally, some interesting classes of problems that are solvable probabilistically in polynomial time are studied.

Chapter 7 is devoted to parallelism. It starts by considering parallel programs in which the communication cost is ignored. Then it introduces "high-level" abstractions for parallel programs, called PRAM's, which take into account the cost of communication. It continues by offering a class of "hardware-level" abstractions, called uniform families of circuits, which allow for a rigorous analysis of the complexity of parallel computations. The relationship between the two classes of abstractions is detailed, and the applicability of parallelism in speeding up sequential computations is considered.

The motivation for adding this text to the many already in the field originated from the desire to provide an approach that would be more appealing to readers with a background in programming. A unified treatment of the subject is therefore provided, which links the development of the mathematical theories to the study of programs.

The only cost of this approach occurs in the introduction of transducers, instead of restricting the

attention to abstract computing machines that produce no output. The cost, however, is minimal because there is negligible variation between these corresponding kinds of computing machines.

On the other hand, the benefit is extensive. This approach helps considerably in illustrating the importance of the field, and it allows for a new treatment of some topics that is more attractive to those readers whose main background is in programming. For instance, the notions of nondeterminism, acceptance, and abstract computing machines are introduced here through programs in a natural way. Similarly, the characterization of pushdown automata in terms of context-free languages is shown here indirectly through recursive finite-domain programs, by a proof that is less tedious than the direct one.

The choice of topics for the text and their organization are generally in line with what is the standard in the field. The exposition, however, is not always standard. For instance, transition diagrams are offered as representations of pushdown transducers and Turing transducers. These representations enable a significant simplification in the design and analysis of such abstract machines, and consequently provide the opportunity to illustrate many more ideas using meaningful examples and exercises.

As a natural outcome, the text also treats the topics of probabilistic and parallel computations. These important topics have matured quite recently, and so far have not been treated in other texts.

The level of the material is intended to provide the reader with introductory tools for understanding and using formal specifications in computer science. As a result, in many cases ideas are stressed more than detailed argumentation, with the objective of developing the reader's intuition toward the subject as much as possible.

This book is intended for undergraduate students at advanced stages of their studies, and for graduate students. The reader is assumed to have some experience as a programmer, as well as in handling mathematical concepts. Otherwise no specific prerequisite is necessary.

The entire text represents a one-year course load. For a lighter load some of the material may be just sketched, or even skipped, without loss of continuity. For instance, most of the proofs in Section 2.6, the end of Section 3.5, and Section 3.6, may be so treated.

Theorems, Figures, Exercises, and other items in the text are labeled with triple numbers. An item that is labeled with a triple $i.j.k$ is assumed to be the k th item of its type in Section j of Chapter i .

Finally, I am indebted to Elizabeth Zwicky for helping me with the computer facilities at Ohio State University, and to Linda Davoli and Sonia DiVittorio for their editing work. I would like to thank my colleagues Ming Li , Tim Long , and Yaacov Yesha for helping me with the difficulties I had with some of the topics, for their useful comments, and for allowing me the opportunities to teach the material. I am also very grateful to an anonymous referee and to many students whose feedback guided me to the current exposition of the subject.

[\[next\]](#) [\[front\]](#) [\[up\]](#)

[\[next\]](#) [\[prev\]](#) [\[prev-tail\]](#) [\[tail\]](#) [\[up\]](#)

Chapter 1 GENERAL CONCEPTS

Computations are designed for processing information. They can be as simple as an estimation for driving time between cities, and as complex as a weather prediction.

The study of computation aims at providing an insight into the characteristics of computations. Such an insight can be used for predicting the complexity of desired computations, for choosing the approaches they should take, and for developing tools that facilitate their design.

The study of computation reveals that there are problems that cannot be solved. And of the problems that can be solved, there are some that require infeasible amount of resources (e.g., millions of years of computation time). These revelations might seem discouraging, but they have the benefit of warning against trying to solve such problems. Approaches for identifying such problems are also provided by the study of computation.

On an encouraging note, the study of computation provides tools for identifying problems that can feasibly be solved, as well as tools for designing such solutions. In addition, the study develops precise and well-defined terminology for communicating intuitive thoughts about computations.

The study of computation is conducted in this book through the medium of programs. Such an approach can be adopted because programs are descriptions of computations.

Any formal discussion about computation and programs requires a clear understanding of these notions, as well as of related notions. The purpose of this chapter is to define some of the basic concepts used in this book. The first section of this chapter considers the notion of strings, and the role that strings have in representing information. The second section relates the concept of languages to the notion of strings, and introduces grammars for characterizing languages. The third section deals with the notion of programs, and the concept of nondeterminism in programs. The fourth section formalizes the notion of problems, and discusses the relationship between problems and programs. The fifth section defines the notion of reducibility among problems.

1.1 [Alphabets, Strings, and Representations](#)

1.2 [Formal Languages and Grammars](#)

1.3 [Programs](#)

1.4 [Problems](#)

1.5 [Reducibility among Problems](#)

[Exercises](#)

[Bibliographic Notes](#)

[\[next\]](#) [\[tail\]](#) [\[up\]](#)

1.1 Alphabets, Strings, and Representations

[Alphabets and Strings](#)

[Ordering of Strings](#)

[Representations](#)

The ability to represent information is crucial to communicating and processing information. Human societies created spoken languages to communicate on a basic level, and developed writing to reach a more sophisticated level.

The English language, for instance, in its spoken form relies on some finite set of basic sounds as a set of primitives. The words are defined in term of finite sequences of such sounds. Sentences are derived from finite sequences of words. Conversations are achieved from finite sequences of sentences, and so forth.

Written English uses some finite set of symbols as a set of primitives. The words are defined by finite sequences of symbols. Sentences are derived from finite sequences of words. Paragraphs are obtained from finite sequences of sentences, and so forth.

Similar approaches have been developed also for representing elements of other sets. For instance, the natural number can be represented by finite sequences of decimal digits.

Computations, like natural languages, are expected to deal with information in its most general form. Consequently, computations function as manipulators of integers, graphs, programs, and many other kinds of entities. However, in reality computations only manipulate strings of symbols that represent the objects. The previous discussion necessitates the following definitions.

[Alphabets and Strings](#)

A finite, nonempty ordered set will be called an *alphabet* if its elements are *symbols*, or *characters* (i.e., elements with "primitive" graphical representations). A finite sequence of symbols from a given alphabet will be called a *string* over the alphabet. A string that consists of a sequence a_1, a_2, \dots, a_n of symbols will be denoted by the juxtaposition $a_1 a_2 \dots a_n$. Strings that have zero symbols, called *empty strings*, will be denoted by ϵ .

Example 1.1.1 $\Sigma_1 = \{a, \dots, z\}$ and $\Sigma_2 = \{0, \dots, 9\}$ are alphabets. abb is a string over Σ_1 , and 123 is a string over Σ_2 . $ba12$ is not a string over Σ_1 , because it contains symbols that are not in Σ_1 . Similarly, $314 \dots$ is not a string over Σ_2 , because it is not a finite sequence. On the other hand, ϵ is a string over any alphabet.

The empty set \emptyset is not an alphabet because it contains no element. The set of natural numbers is not an alphabet, because it is not finite. The union $\Sigma_1 \cup \Sigma_2$ is an alphabet only if an ordering is placed on its symbols. \square

An alphabet of cardinality 2 is called a *binary alphabet*, and strings over a binary alphabet are called *binary strings*. Similarly, an alphabet of cardinality 1 is called a *unary alphabet*, and strings over a unary alphabet are called *unary strings*.

The *length* of a string α is denoted $|\alpha|$ and assumed to equal the number of symbols in the string.

Example 1.1.2 $\{0, 1\}$ is a binary alphabet, and $\{1\}$ is a unary alphabet. 11 is a binary string over the alphabet $\{0, 1\}$, and a unary string over the alphabet $\{1\}$.

11 is a string of length 2, $|\epsilon| = 0$, and $|01| + |1| = 3$. \square

The string consisting of a sequence α followed by a sequence β is denoted $\alpha\beta$. The string $\alpha\beta$ is called the *concatenation* of α and β . The notation α^i is used for the string obtained by concatenating i copies of the string α .

Example 1.1.3 The concatenation of the string 01 with the string 100 gives the string 01100. The concatenation $\epsilon\alpha$ of ϵ with any string α , and the concatenation $\alpha\epsilon$ of any string α with ϵ give the string α . In particular, $\epsilon\epsilon = \epsilon$.

If $\alpha = 01$, then $\alpha^0 = \epsilon$, $\alpha^1 = 01$, $\alpha^2 = 0101$, and $\alpha^3 = 010101$. \square

A string α is said to be a *substring* of a string β if $\beta = \gamma\alpha\rho$ for some γ and ρ . A substring α of a string β is said to be a *prefix* of β if $\beta = \alpha\rho$ for some ρ . The prefix is said to be a *proper prefix* of β if $\rho \neq \epsilon$. A substring α of a string β is said to be a *suffix* of β if $\beta = \gamma\alpha$ for some γ . The suffix is said to be a *proper suffix* of β if $\gamma \neq \epsilon$.

Example 1.1.4 ϵ , 0, 1, 01, 11, and 011 are the substrings of 011. ϵ , 0, and 01 are the proper prefixes of 011. ϵ , 1, and 11 are the proper suffixes of 011. 011 is a prefix and a suffix of 011. \square

If $\alpha = a_1 \dots a_n$ for some symbols a_1, \dots, a_n then $a_n \dots a_1$ is called the *reverse* of α , denoted α^{rev} . β is said to be a *permutation* of α if β can be obtained from α by reordering the symbols in α .

Example 1.1.5 Let α be the string 001. $\alpha^{\text{rev}} = 100$. The strings 001, 010, and 100 are the permutations of α . \square

The set of all the strings over an alphabet Σ will be denoted by Σ^* . Σ^+ will denote the set $\Sigma^* - \{\epsilon\}$.

Ordering of Strings

Searching is probably the most commonly applied operation on information. Due to the importance of this operation, approaches for searching information and for organizing information to facilitate searching, receive special attention. Sequential search, binary search, insertion sort, quick sort, and merge sort are some examples of such approaches. These approaches rely in most cases on the existence of a relationship that defines an ordering of the entities in question.

A frequently used relationship for strings is the one that compares them alphabetically, as reflected by the ordering of names in telephone books. The relationship and ordering can be defined in the following manner.

Consider any alphabet Σ . A string α is said to be *alphabetically smaller* in Σ^* than a string β , or equivalently, β is said to be *alphabetically bigger* in Σ^* than α if α and β are in Σ^* and either of the following two cases holds.

- a. α is a proper prefix of β .
- b. For some γ in Σ^* and some a and b in Σ such that a precedes b in Σ , the string γa is a prefix of α and the string γb is a prefix of β .

An ordered subset of Σ^* is said to be *alphabetically ordered*, if β is not alphabetically smaller in Σ^* than α whenever α precedes β in the subset.

Example 1.1.6 Let Σ be the binary alphabet $\{0, 1\}$. The string 01 is alphabetically smaller in Σ^* than the string 01100 , because 01 is a proper prefix of 01100 . On the other hand, 01100 is alphabetically smaller than 0111 , because both strings agree in their first three symbols and the fourth symbol in 01100 is smaller than the fourth symbol in 0111 .

The set $\{\epsilon, 0, 00, 000, 001, 01, 010, 011, 1, 10, 100, 101, 11, 110, 111\}$, of those strings that have length not greater than 3, is given in alphabetical ordering. \square

Alphabetical ordering is satisfactory for finite sets, because each string in such an ordered set can eventually be reached. For similar reasons, alphabetical ordering is also satisfactory for infinite sets of unary strings. However, in some other cases alphabetical ordering is not satisfactory because it can result in some strings being preceded by an unbounded number of strings. For instance, such is the case for the string 1 in the alphabetically ordered set $\{0, 1\}^*$, that is, 1 is preceded by the strings $0, 00, 000, \dots$. This deficiency motivates the following definition of canonical ordering for strings. In canonical ordering each string is preceded by a finite number of strings.

A string α is said to be *canonically smaller* or *lexicographically smaller* in Σ^* than a string β , or equivalently, β is said to be *canonically bigger* or *lexicographically bigger* in Σ^* than α if either of the

following two cases holds.

- a. α is shorter than β .
- b. α and β are of identical length but α is alphabetically smaller than β .

An ordered subset of Σ^* is said to be *canonically ordered* or *lexicographically ordered*, if β is not canonically smaller in Σ^* than α whenever α precedes β in the subset.

Example 1.1.7 Consider the alphabet $\Sigma = \{0, 1\}$. The string 11 is canonically smaller in Σ^* than the string 000, because 11 is a shorter string than 000. On the other hand, 00 is canonically smaller than 11, because the strings are of equal length and 00 is alphabetically smaller than 11.

The set $\Sigma^* = \{\epsilon, 0, 1, 00, 01, 10, 11, 000, 001, \dots\}$ is given in its canonical ordering. \square

Representations

Given the preceding definitions of alphabets and strings, representations of information can be viewed as the mapping of objects into strings in accordance with some rules. That is, formally speaking, a *representation* or *encoding* over an alphabet Σ of a set D is a function f from D to Σ^* that satisfies the following condition: $f(e_1)$ and $f(e_2)$ are disjoint nonempty sets for each pair of distinct elements e_1 and e_2 in D .

If Σ is a unary alphabet, then the representation is said to be a *unary representation*. If Σ is a binary alphabet, then the representation is said to be a *binary representation*.

In what follows each element in $f(e)$ will be referred to as a representation, or encoding, of e .

Example 1.1.8 f_1 is a binary representation over $\{0, 1\}$ of the natural numbers if $f_1(0) = \{0, 00, 000, 0000, \dots\}$, $f_1(1) = \{1, 01, 001, 0001, \dots\}$, $f_1(2) = \{10, 010, 0010, 00010, \dots\}$, $f_1(3) = \{11, 011, 0011, 00011, \dots\}$, and $f_1(4) = \{100, 0100, 00100, 000100, \dots\}$, etc.

Similarly, f_2 is a binary representation over $\{0, 1\}$ of the natural numbers if it assigns to the i th natural number the set consisting of the i th canonically smallest binary string. In such a case, $f_2(0) = \{\epsilon\}$, $f_2(1) = \{0\}$, $f_2(2) = \{1\}$, $f_2(3) = \{00\}$, $f_2(4) = \{01\}$, $f_2(5) = \{10\}$, $f_2(6) = \{11\}$, $f_2(7) = \{000\}$, $f_2(8) = \{1000\}$, $f_2(9) = \{1001\}$, \dots

On the other hand, f_3 is a unary representation over $\{1\}$ of the natural numbers if it assigns to the i th natural number the set consisting of the i th alphabetically (= canonically) smallest unary string. In such a case, $f_3(0) = \{\epsilon\}$, $f_3(1) = \{1\}$, $f_3(2) = \{11\}$, $f_3(3) = \{111\}$, $f_3(4) = \{1111\}$, \dots , $f_3(i) = \{1^i\}$, \dots

The three representations f_1 , f_2 , and f_3 are illustrated in Figure 1.1.1. \square

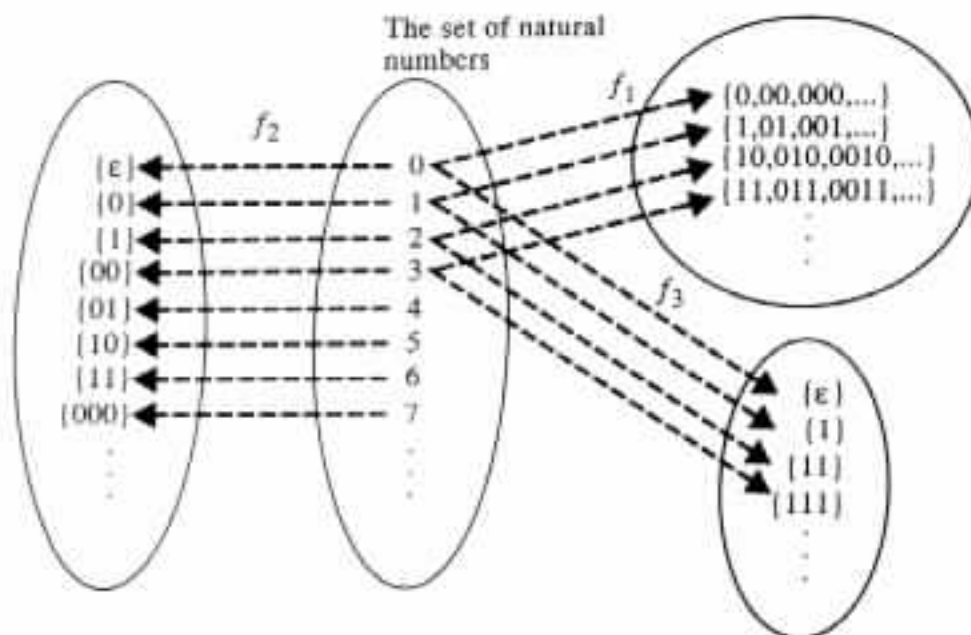


Figure 1.1.1 Representations for the natural numbers.

In the rest of the book, unless otherwise is stated, the function f_1 of Example 1.1.8 is assumed to be the binary representation of the natural numbers.

[\[next\]](#) [\[front\]](#) [\[up\]](#)

[\[next\]](#) [\[prev\]](#) [\[prev-tail\]](#) [\[tail\]](#) [\[up\]](#)

1.2 Formal Languages and Grammars

[Languages](#)

[Grammars](#)

[Derivations](#)

[Derivation Graphs](#)

[Leftmost Derivations](#)

[Hierarchy of Grammars](#)

The universe of strings is a useful medium for the representation of information as long as there exists a function that provides the interpretation for the information carried by the strings. An interpretation is just the inverse of the mapping that a representation provides, that is, an *interpretation* is a function g from Σ^* to D for some alphabet Σ and some set D . The string 111, for instance, can be interpreted as the number one hundred and eleven represented by a decimal string, as the number seven represented by a binary string, and as the number three represented by a unary string.

The parties communicating a piece of information do the representing and interpreting. The representation is provided by the sender, and the interpretation is provided by the receiver. The process is the same no matter whether the parties are human beings or programs. Consequently, from the point of view of the parties involved, a language can be just a collection of strings because the parties embed the representation and interpretation functions in themselves.

Languages

In general, if Σ is an alphabet and L is a subset of Σ^* , then L is said to be a *language* over Σ , or simply a language if Σ is understood. Each element of L is said to be a *sentence* or a *word* or a *string* of the language.

Example 1.2.1 $\{0, 11, 001\}$, $\{\epsilon, 10\}$, and $\{0, 1\}^*$ are subsets of $\{0, 1\}^*$, and so they are languages over the alphabet $\{0, 1\}$.

The empty set \emptyset and the set $\{\epsilon\}$ are languages over every alphabet. \emptyset is a language that contains no string. $\{\epsilon\}$ is a language that contains just the empty string. \square

The *union* of two languages L_1 and L_2 , denoted $L_1 \cup L_2$, refers to the language that consists of all the strings that are either in L_1 or in L_2 , that is, to $\{x \mid x \text{ is in } L_1 \text{ or } x \text{ is in } L_2\}$. The *intersection* of L_1 and L_2 , denoted $L_1 \cap L_2$, refers to the language that consists of all the strings that are both in L_1 and L_2 , that is, to $\{x \mid x \text{ is in } L_1 \text{ and in } L_2\}$. The *complementation* of a language L over Σ , or just the

complementation of L when Σ is understood, denoted \overline{L} , refers to the language that consists of all the strings over Σ that are not in L , that is, to $\{ x \mid x \text{ is in } \Sigma^* \text{ but not in } L \}$.

Example 1.2.2 Consider the languages $L_1 = \{\epsilon, 0, 1\}$ and $L_2 = \{\epsilon, 01, 11\}$. The union of these languages is $L_1 \cup L_2 = \{\epsilon, 0, 1, 01, 11\}$, their intersection is $L_1 \cap L_2 = \{\epsilon\}$, and the complementation of L_1 is $\overline{L_1} = \{00, 01, 10, 11, 000, 001, \dots\}$.

$\emptyset \cup L = L$ for each language L . Similarly, $\emptyset \cap L = \emptyset$ for each language L . On the other hand, $\overline{\emptyset} = \Sigma^*$ and $\overline{\Sigma^*} = \emptyset$ for each alphabet Σ . \square

The *difference* of L_1 and L_2 , denoted $L_1 - L_2$, refers to the language that consists of all the strings that are in L_1 but not in L_2 , that is, to $\{ x \mid x \text{ is in } L_1 \text{ but not in } L_2 \}$. The *cross product* of L_1 and L_2 , denoted $L_1 \times L_2$, refers to the set of all the pairs (x, y) of strings such that x is in L_1 and y is in L_2 , that is, to the relation $\{ (x, y) \mid x \text{ is in } L_1 \text{ and } y \text{ is in } L_2 \}$. The *composition* of L_1 with L_2 , denoted $L_1 L_2$, refers to the language $\{ xy \mid x \text{ is in } L_1 \text{ and } y \text{ is in } L_2 \}$.

Example 1.2.3 If $L_1 = \{\epsilon, 1, 01, 11\}$ and $L_2 = \{1, 01, 101\}$ then $L_1 - L_2 = \{\epsilon, 11\}$ and $L_2 - L_1 = \{101\}$.

On the other hand, if $L_1 = \{\epsilon, 0, 1\}$ and $L_2 = \{01, 11\}$, then the cross product of these languages is $L_1 \times L_2 = \{(\epsilon, 01), (\epsilon, 11), (0, 01), (0, 11), (1, 01), (1, 11)\}$, and their composition is $L_1 L_2 = \{01, 11, 001, 011, 101, 111\}$.

$L - \emptyset = L$, $\emptyset - L = \emptyset$, $\emptyset L = \emptyset$, and $\{\epsilon\}L = L$ for each language L . \square

L^i will also be used to denote the composing of i copies of a language L , where L^0 is defined as $\{\epsilon\}$. The set $L^0 \cup L^1 \cup L^2 \cup L^3 \dots$, called the *Kleene closure* or just the *closure* of L , will be denoted by L^* . The set $L^1 \cup L^2 \cup L^3 \dots$, called the *positive closure* of L , will be denoted by L^+ .

L^i consists of those strings that can be obtained by concatenating i strings from L . L^* consists of those strings that can be obtained by concatenating an arbitrary number of strings from L .

Example 1.2.4 Consider the pair of languages $L_1 = \{\epsilon, 0, 1\}$ and $L_2 = \{01, 11\}$. For these languages $L_1^2 = \{\epsilon, 0, 1, 00, 01, 10, 11\}$, and $L_2^3 = \{010101, 010111, 011101, 011111, 110101, 110111, 111101, 111111\}$. In addition, ϵ is in L_1^* , in L_1^+ , and in L_2^* but not in L_2^+ . \square

The operations above apply in a similar way to relations in $\Sigma^* \times \Delta^*$, when Σ and Δ are alphabets. Specifically, the *union* of the relations R_1 and R_2 , denoted $R_1 \cup R_2$, is the relation $\{ (x, y) \mid (x, y) \text{ is in } R_1 \text{ or in } R_2 \}$. The *intersection* of R_1 and R_2 , denoted $R_1 \cap R_2$, is the relation $\{ (x, y) \mid (x, y) \text{ is in } R_1 \text{ and in } R_2 \}$.

R_2 }. The *composition* of R_1 with R_2 , denoted R_1R_2 , is the relation $\{ (x_1x_2, y_1y_2) \mid (x_1, y_1) \text{ is in } R_1 \text{ and } (x_2, y_2) \text{ is in } R_2 \}$.

Example 1.2.5 Consider the relations $R_1 = \{(\epsilon, 0), (10, 1)\}$ and $R_2 = \{(1, \epsilon), (0, 01)\}$. For these relations $R_1 \cup R_2 = \{(\epsilon, 0), (10, 1), (1, \epsilon), (0, 01)\}$, $R_1 \cap R_2 = \emptyset$, $R_1R_2 = \{(1, 0), (0, 001), (101, 1), (100, 101)\}$, and $R_2R_1 = \{(1, 0), (110, 1), (0, 010), (010, 011)\}$. \square

The *complementation* of a relation R in $\Sigma^* \times \Delta^*$, or just the complementation of R when Σ and Δ are understood, denoted \overline{R} , is the relation $\{ (x, y) \mid (x, y) \text{ is in } \Sigma^* \times \Delta^* \text{ but not in } R \}$. The *inverse* of R , denoted R^{-1} , is the relation $\{ (y, x) \mid (x, y) \text{ is in } R \}$. $R^0 = \{(\epsilon, \epsilon)\}$. $R^i = R^{i-1}R$ for $i \geq 1$.

Example 1.2.6 If R is the relation $\{(\epsilon, \epsilon), (\epsilon, 01)\}$, then $R^{-1} = \{(\epsilon, \epsilon), (01, \epsilon)\}$, $R^0 = \{(\epsilon, \epsilon)\}$, and $R^2 = \{(\epsilon, \epsilon), (\epsilon, 01), (\epsilon, 0101)\}$. \square

A language that can be defined by a formal system, that is, by a system that has a finite number of axioms and a finite number of inference rules, is said to be a *formal language*.

Grammars

It is often convenient to specify languages in terms of grammars. The advantage in doing so arises mainly from the usage of a small number of rules for describing a language with a large number of sentences. For instance, the possibility that an English sentence consists of a subject phrase followed by a predicate phrase can be expressed by a grammatical rule of the form $\langle \text{sentence} \rangle \rightarrow \langle \text{subject} \rangle \langle \text{predicate} \rangle$. (The names in angular brackets are assumed to belong to the grammar metalanguage.) Similarly, the possibility that the subject phrase consists of a noun phrase can be expressed by a grammatical rule of the form $\langle \text{subject} \rangle \rightarrow \langle \text{noun} \rangle$. In a similar manner it can also be deduced that "Mary sang a song" is a possible sentence in the language described by the following grammatical rules.


```

<sentence> → <subject><predicate>
<subject> → <noun>
<predicate> → <verb><article><noun>
<noun> → <name>
<noun> → <string>
<name> → <u_character><string>
<string> → <string><character>
<string> → <character>
<character> → a
                ⋮
<character> → z
<u_character> → A
                ⋮
<u_character> → Z
<verb> → sang
<article> → a
    
```

The grammatical rules above also allow English sentences of the form "Mary sang a song" for other names besides Mary. On the other hand, the rules imply non-English sentences like "Mary sang a Mary," and do not allow English sentences like "Mary read a song." Therefore, the set of grammatical rules above consists of an incomplete grammatical system for specifying the English language.

For the investigation conducted here it is sufficient to consider only grammars that consist of finite sets of grammatical rules of the previous form. Such grammars are called Type 0 grammars , or phrase structure grammars , and the formal languages that they generate are called Type 0 languages.

Strictly speaking, each *Type 0 grammar* G is defined as a mathematical system consisting of a quadruple $\langle N, \Sigma, P, S \rangle$, where

N is an alphabet, whose elements are called *nonterminal* symbols.

Σ is an alphabet disjoint from N , whose elements are called *terminal* symbols.

P is a relation of finite cardinality on $(N \cup \Sigma)^*$, whose elements are called *production rules*. Moreover, each production rule (α, β) in P , denoted $\alpha \rightarrow \beta$, must have at least one nonterminal symbol in α . In each such production rule, α is said to be the *left-hand side* of the production rule, and β is said to be the *right-hand side* of the production rule.

S is a symbol in N called the *start* , or *sentence* , symbol.

Example 1.2.7 $\langle N, \Sigma, P, S \rangle$ is a Type 0 grammar if $N = \{S\}$, $\Sigma = \{a, b\}$, and $P = \{S \rightarrow aSb, S \rightarrow \epsilon\}$. By

definition, the grammar has a single nonterminal symbol S , two terminal symbols a and b , and two production rules $S \rightarrow aSb$ and $S \rightarrow \epsilon$. Both production rules have a left-hand side that consists only of the nonterminal symbol S . The right-hand side of the first production rule is aSb , and the right-hand side of the second production rule is ϵ .

$\langle N_1, \Sigma_1, P_1, S \rangle$ is not a grammar if N_1 is the set of natural numbers, or Σ_1 is empty, because N_1 and Σ_1 have to be alphabets.

If $N_2 = \{S\}$, $\Sigma_2 = \{a, b\}$, and $P_2 = \{S \rightarrow aSb, S \rightarrow \epsilon, ab \rightarrow S\}$ then $\langle N_2, \Sigma_2, P_2, S \rangle$ is not a grammar, because $ab \rightarrow S$ does not satisfy the requirement that each production rule must contain at least one nonterminal symbol on the left-hand side. \square

In general, the nonterminal symbols of a Type 0 grammar are denoted by S and by the first uppercase letters in the English alphabet A, B, C, D , and E . The start symbol is denoted by S . The terminal symbols are denoted by digits and by the first lowercase letters in the English alphabet a, b, c, d , and e . Symbols of insignificant nature are denoted by X, Y , and Z . Strings of terminal symbols are denoted by the last lowercase English characters u, v, w, x, y , and z . Strings that may consist of both terminal and nonterminal symbols are denoted by the first lowercase Greek symbols α, β , and γ . In addition, for convenience, sequences of production rules of the form

$$\begin{array}{l} \alpha \rightarrow \beta_1 \\ \alpha \rightarrow \beta_2 \\ \vdots \\ \alpha \rightarrow \beta_n \end{array}$$

are denoted as

$$\begin{array}{l} \alpha \rightarrow \beta_1 \\ \rightarrow \beta_2 \\ \vdots \\ \rightarrow \beta_n \end{array}$$

Example 1.2.8 $\langle N, \Sigma, P, S \rangle$ is a Type 0 grammar if $N = \{S, B\}$, $\Sigma = \{a, b, c\}$, and P consists of the following production rules.

$$\begin{array}{l} S \rightarrow \alpha B S c \\ \rightarrow abc \\ \rightarrow \epsilon \\ B\alpha \rightarrow \alpha B \\ Bb \rightarrow bb \end{array}$$

The nonterminal symbol S is the left-hand side of the first three production rules. Ba is the left-hand side of the fourth production rule. Bb is the left-hand side of the fifth production rule.

The right-hand side $aBSc$ of the first production rule contains both terminal and nonterminal symbols. The right-hand side abc of the second production rule contains only terminal symbols. Except for the trivial case of the right-hand side ϵ of the third production rule, none of the right-hand sides of the production rules consists only of nonterminal symbols, even though they are allowed to be of such a form. \square

Derivations

Grammars generate languages by repeatedly modifying given strings. Each modification of a string is in accordance with some production rule of the grammar in question $G = \langle N, \Sigma, P, S \rangle$. A modification to a string Υ in accordance with production rule $\alpha \rightarrow \beta$ is derived by replacing a substring α in Υ by β .

In general, a string Υ is said to directly derive a string Υ' if Υ' can be obtained from Υ by a single modification. Similarly, a string Υ is said to derive Υ' if Υ' can be obtained from Υ by a sequence of an arbitrary number of direct derivations.

Formally, a string Υ is said to *directly derive* in G a string Υ' , denoted $\Upsilon \Rightarrow_G \Upsilon'$, if Υ' can be obtained from Υ by replacing a substring α with β , where $\alpha \rightarrow \beta$ is a production rule in G . That is, if $\Upsilon = \rho\alpha\delta$ and $\Upsilon' = \rho\beta\delta$ for some strings α , β , ρ , and δ such that $\alpha \rightarrow \beta$ is a production rule in G .

Example 1.2.9 If G is the grammar $\langle N, \Sigma, P, S \rangle$ in Example 1.2.7, then both ϵ and aSb are directly derivable from S . Similarly, both ab and a^2Sb^2 are directly derivable from aSb . ϵ is directly derivable from S , and ab is directly derivable from aSb , in accordance with the production rule $S \rightarrow \epsilon$. aSb is directly derivable from S , and a^2Sb^2 is directly derivable from aSb , in accordance with the production rule $S \rightarrow aSb$.

On the other hand, if G is the grammar $\langle N, \Sigma, P, S \rangle$ of Example 1.2.8, then $aBaBabccc \Rightarrow_G aaBBabccc$ and $aBaBabccc \Rightarrow_G aBaaBbccc$ in accordance with the production rule $Ba \rightarrow aB$. Moreover, no other string is directly derivable from $aBaBabccc$ in G . \square

Υ is said to *derive* Υ' in G , denoted $\Upsilon \Rightarrow_G^* \Upsilon'$, if $\Upsilon_0 \Rightarrow_G \dots \Rightarrow_G \Upsilon_n$ for some $\Upsilon_0, \dots, \Upsilon_n$ such that $\Upsilon_0 = \Upsilon$ and $\Upsilon_n = \Upsilon'$. In such a case, the sequence $\Upsilon_0 \Rightarrow_G \dots \Rightarrow_G \Upsilon_n$ is said to be a *derivation* of Υ from Υ' whose *length* is equal to n . $\Upsilon_0, \dots, \Upsilon_n$ are said to be *sentential forms*, if $\Upsilon_0 = S$. A sentential form that contains no terminal symbols is said to be a *sentence*.

Example 1.2.10 If G is the grammar of Example 1.2.7, then a^4Sb^4 has a derivation from S . The derivation $S \Rightarrow_G^* a^4Sb^4$ has length 4, and it has the form $S \Rightarrow_G aSb \Rightarrow_G a^2Sb^2 \Rightarrow_G a^3Sb^3 \Rightarrow_G a^4Sb^4$. \square

A string is assumed to be in the language that the grammar G generates if and only if it is a string of terminal symbols that is derivable from the starting symbol. The language that is *generated* by G , denoted $L(G)$, is the set of all the strings of terminal symbols that can be derived from the start symbol, that is, the set $\{ w \mid w \text{ is in } \Sigma^*, \text{ and } S \Rightarrow_G^* w \}$. Each string in the language $L(G)$ is said to be generated by G .

Example 1.2.11 Consider the grammar G of Example 1.2.7. ϵ is in the language that G generates because of the existence of the derivation $S \Rightarrow_G \epsilon$. ab is in the language that G generates, because of the existence of the derivation $S \Rightarrow_G aSb \Rightarrow_G ab$. a^2b^2 is in the language that G generates, because of the existence of the derivation $S \Rightarrow_G aSb \Rightarrow_G a^2Sb^2 \Rightarrow_G a^2b^2$.

The language $L(G)$ that G generates consists of all the strings of the form $a \dots ab \dots b$ in which the number of a's is equal to the number of b's, that is, $L(G) = \{ a^i b^i \mid i \text{ is a natural number} \}$.

aSb is not in $L(G)$ because it contains a nonterminal symbol. a^2b is not in $L(G)$ because it cannot be derived from S in G . \square

In what follows, the notations $\mathcal{T} \Rightarrow \mathcal{T}'$ and $\mathcal{T} \Rightarrow^* \mathcal{T}'$ are used instead of $\mathcal{T} \Rightarrow_G \mathcal{T}'$ and $\mathcal{T} \Rightarrow_{G^*} \mathcal{T}'$, respectively, when G is understood. In addition, Type 0 grammars are referred to simply as grammars, and Type 0 languages are referred to simply as languages, when no confusion arises.

Example 1.2.12 If G is the grammar of Example 1.2.8, then the following is a derivation for $a^3b^3c^3$. The underlined and the overlined substrings are the left- and the right-hand sides, respectively, of those production rules used in the derivation.

$$\begin{aligned}
 \underline{S} &\Rightarrow \overline{aBSc} \\
 &\Rightarrow aB\overline{aBSc}c \\
 &\Rightarrow aBa\overline{Babc}cc \\
 &\Rightarrow aBa\overline{aB}bcc \\
 &\Rightarrow \overline{a}B\overline{a}abbccc \\
 &\Rightarrow \overline{a}a\overline{B}abbccc \\
 &\Rightarrow \overline{aa}a\overline{B}bbccc \\
 &\Rightarrow \overline{aaab}bbccc
 \end{aligned}$$

The language generated by the grammar G consists of all the strings of the form $a \dots ab \dots bc \dots c$ in which there are equal numbers of a's, b's, and c's, that is, $L(G) = \{ a^i b^i c^i \mid i \text{ is a natural number} \}$.

The first two production rules in G are used for generating sentential forms that have the pattern $aBaB \dots aBabc \dots c$. In each such sentential form the number of a 's is equal to the number of c 's and is greater by 1 than the number of B 's.

The production rule $Ba \rightarrow aB$ is used for transporting the B 's rightward in the sentential forms. The production rule $Bb \rightarrow bb$ is used for replacing the B 's by b 's, upon reaching their appropriate positions. \square

Derivation Graphs

Derivations of sentential forms in Type 0 grammars can be displayed by *derivation*, or *parse*, *graphs*. Each derivation graph is a rooted, ordered, acyclic, directed graph whose nodes are labeled. The label of each node is either a nonterminal symbol, a terminal symbol, or an empty string. The derivation graph that corresponds to a derivation $S \Rightarrow \mathcal{T}_1 \Rightarrow \dots \Rightarrow \mathcal{T}_n$ is defined inductively in the following manner.

- a. The derivation graph D_0 that corresponds to S consists of a single node labeled by the start symbol S .
- b. If $\alpha \rightarrow \beta$ is the production rule used in the direct derivation $\mathcal{T}_i \Rightarrow \mathcal{T}_{i+1}$, $0 \leq i < n$ and $\mathcal{T}_0 = S$, then the derivation graph D_{i+1} that corresponds to $\mathcal{T}_0 \Rightarrow \dots \Rightarrow \mathcal{T}_{i+1}$ is obtained from D_i by the addition of $\max(|\beta|, 1)$ new nodes. The new nodes are labeled by the characters of β , and are assigned as common successors to each of the nodes in D_i that corresponds to a character in α . Consequently, the leaves of the derivation graph D_{i+1} are labeled by \mathcal{T}_{i+1} .

Derivation graphs are also called *derivation trees* or *parse trees* when the directed graphs are trees.

Example 1.2.13 Figure 1.2.1(a) provides examples of derivation trees for derivations in the grammar of Example 1.2.7. Figure 1.2.1(b) provides examples of derivation graphs for derivations in the grammar of Example 1.2.8. \square

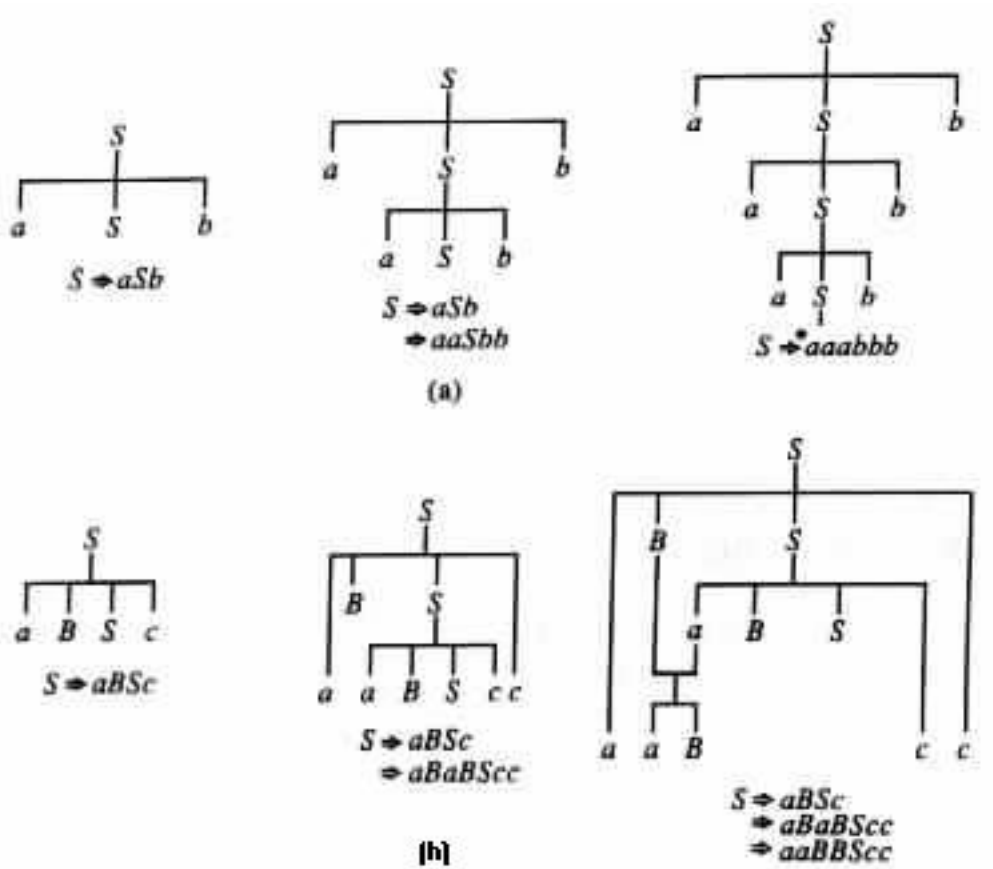


Figure 1.2.1 (a) Derivation trees. (b) Derivation graphs.

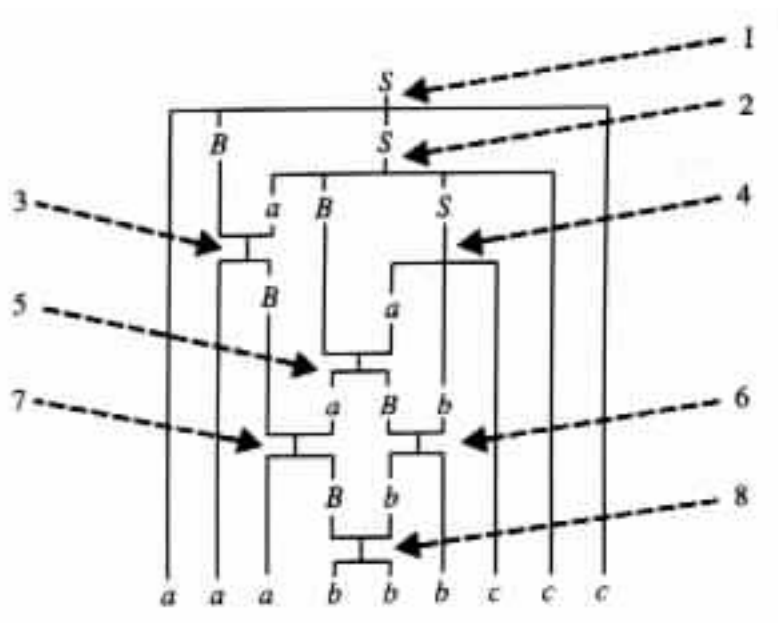


Figure 1.2.2 A derivation graph with ordering of the usage of production rules indicated with arrows.

Leftmost Derivations

A derivation $\Upsilon_0 \Rightarrow \dots \Rightarrow \Upsilon_n$ is said to be a *leftmost derivation* if α_1 is replaced before α_2 in the derivation whenever the following two conditions hold.

- α_1 appears to the left of α_2 in Υ_i , $0 \leq i < n$.
- α_1 and α_2 are replaced during the derivation in accordance with some production rules of the form $\alpha_1 \rightarrow \beta_1$ and $\alpha_2 \rightarrow \beta_2$, respectively.

Example 1.2.14 The derivation graph in Figure 1.2.2 indicates the order in which the production rules are used in the derivation of $a^3b^3c^3$ in Example 1.2.12. The substring $\alpha_1 = aB$ that is replaced in the seventh step of the derivation is in the same sentential form as the substring $\alpha_2 = Bb$ that is replaced in the sixth step of the derivation. The derivation is not a leftmost derivation because α_1 appears to the left of α_2 while it is being replaced after α_2 .

On the other hand, the following derivation is a leftmost derivation for $a^3b^3c^3$ in G . The order in which the production rules are used is similar to that indicated in Figure 1.2.2. The only difference is that the indices 6 and 7 should be interchanged.

$$\begin{aligned}
 \underline{S} &\Rightarrow \overline{aBSc} \\
 &\Rightarrow a\underline{B}a\underline{B}Sc \\
 &\Rightarrow a\underline{a}B\underline{B}Sc \\
 &\Rightarrow aaB\underline{a}bSc \\
 &\Rightarrow aa\underline{B}a\underline{B}bccc \\
 &\Rightarrow aa\underline{a}B\underline{B}bccc \\
 &\Rightarrow aaa\underline{B}b\underline{b}ccc \\
 &\Rightarrow aaab\underline{b}bccc
 \end{aligned}$$

□

[Hierarchy of Grammars](#)

The following classes of grammars are obtained by gradually increasing the restrictions that the production rules have to obey.

A *Type 1 grammar* is a Type 0 grammar $\langle N, \Sigma, P, S \rangle$ that satisfies the following two conditions.

- Each production rule $\alpha \rightarrow \beta$ in P satisfies $|\alpha| \leq |\beta|$ if it is not of the form $S \rightarrow \epsilon$.
- If $S \rightarrow \epsilon$ is in P , then S does not appear in the right-hand side of any production rule.

A language is said to be a *Type 1 language* if there exists a Type 1 grammar that generates the language.

Example 1.2.15 The grammar of Example 1.2.8 is not a Type 1 grammar, because it does not satisfy condition (b). The grammar can be modified to be of Type 1 by replacing its production rules with the following ones. E is assumed to be a new nonterminal symbol.

$$\begin{array}{l}
 S \rightarrow E \\
 \quad \rightarrow \epsilon \\
 E \rightarrow \alpha B E c \\
 \quad \rightarrow \alpha b c \\
 B \alpha \rightarrow \alpha B \\
 B b \rightarrow b b
 \end{array}$$

An addition to the modified grammar of a production rule of the form $Bb \rightarrow b$ will result in a non-Type 1 grammar, because of a violation to condition (a). \square

A *Type 2 grammar* is a Type 1 grammar in which each production rule $\alpha \rightarrow \beta$ satisfies $|\alpha| = 1$, that is, α is a nonterminal symbol. A language is said to be a *Type 2 language* if there exists a Type 2 grammar that generates the language.

Example 1.2.16 The grammar of Example 1.2.7 is not a Type 1 grammar, and therefore also not a Type 2 grammar. The grammar can be modified to be a Type 2 grammar, by replacing its production rules with the following ones. E is assumed to be a new nonterminal symbol.

$$\begin{array}{l}
 S \rightarrow \epsilon \\
 \quad \rightarrow E \\
 E \rightarrow \alpha E b \\
 \quad \rightarrow \alpha b
 \end{array}$$

An addition of a production rule of the form $aE \rightarrow EaE$ to the grammar will result in a non-Type 2 grammar. \square

A *Type 3 grammar* is a Type 2 grammar $\langle N, \Sigma, P, S \rangle$ in which each of the production rules $\alpha \rightarrow \beta$, which is not of the form $S \rightarrow \epsilon$, satisfies one of the following conditions.

- a. β is a terminal symbol.
- b. β is a terminal symbol followed by a nonterminal symbol.

A language is said to be a *Type 3 language* if there exists a Type 3 grammar that generates the language.

Example 1.2.17 The grammar $\langle N, \Sigma, P, S \rangle$, which has the following production rules, is a Type 3.

$$\begin{aligned} S &\rightarrow \epsilon \\ &\rightarrow \alpha A \\ &\rightarrow bB \\ &\rightarrow b \\ A &\rightarrow bB \\ &\rightarrow b \\ B &\rightarrow \alpha A \\ &\rightarrow bB \\ &\rightarrow b \end{aligned}$$

An addition of a production rule of the form $A \rightarrow Ba$, or of the form $B \rightarrow bb$, to the grammar will result in a non-Type 3 grammar. \square

Figure [1.2.3](#) illustrates the hierarchy of the different types of grammars.

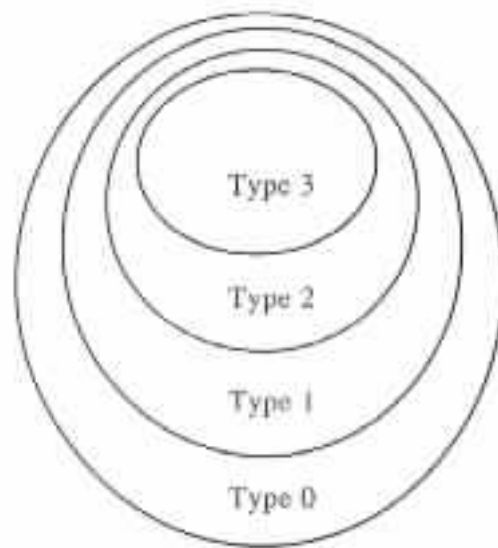


Figure 1.2.3 Hierarchy of grammars.

[\[next\]](#) [\[prev\]](#) [\[prev-tail\]](#) [\[front\]](#) [\[up\]](#)

[\[next\]](#) [\[prev\]](#) [\[prev-tail\]](#) [\[tail\]](#) [\[up\]](#)

1.3 Programs

[Choice of a Programming Language](#)

[Deterministic Programs](#)

[Computations](#)

[Nondeterministic Programs](#)

[Guessing in Programs](#)

[Configurations of Programs](#)

Our deep dependency on the processing of information brought about the deployment of programs in an ever increasing array of applications. Programs can be found at home, at work, and in businesses, libraries, hospitals, and schools. They are used for learning, playing games, typesetting, directing telephone calls, providing medical diagnostics, forecasting weather, flying airplanes, and for many other purposes.

To facilitate the task of writing programs for the multitude of different applications, numerous programming languages have been developed. The diversity of programming languages reflects the different interpretations that can be given to information. However, from the perspective of their power to express computations, there is very little difference among them. Consequently, different programming languages can be used in the study of programs.

The study of programs can benefit, however, from fixing the programming language in use. This enables a unified discussion about programs. The choice, however, must be for a language that is general enough to be relevant to all programs but primitive enough to simplify the discussion.

Choice of a Programming Language

Here, a *program* is defined as a finite sequence of instructions over some domain D . The domain D , called the *domain of the variables*, is assumed to be a set of elements with a distinguished element, called the *initial value of the variables*. Each of the elements in D is assumed to be a possible assignment of a value to the variables of the program. The sequence of instructions is assumed to consist of instructions of the following form.

- a. Read instructions of the form

read x

where x is a variable.

- b. Write instructions of the form

write x

where x is a variable.

- c. Deterministic assignment instructions of the form

$y := f(x_1, \dots, x_m)$

where x_1, \dots, x_m , and y are variables, and f is a function from D^m to D .

- d. Conditional if instructions of the form

if $Q(x_1, \dots, x_m)$ **then** I

where I is an instruction, x_1, \dots, x_m are variables, and Q is a predicate from D^m to $\{\text{false}, \text{true}\}$.

- e. Deterministic looping instructions of the form

do

\varnothing

until $Q(x_1, \dots, x_m)$

where \varnothing is a nonempty sequence of instructions, x_1, \dots, x_m are variables, and Q is a predicate from D^m to $\{\text{false}, \text{true}\}$.

- f. Conditional accept instructions of the form

if *eof* **then** **accept**

- g. Reject instructions of the form

reject

- h. Nondeterministic assignment instructions of the form

$x := ?$

where x is a variable.

- i. Nondeterministic looping instructions of the form

```
do
   $\alpha_1$ 
or
   $\alpha_2$ 
or
   $\vdots$ 
or
   $\alpha_k$ 
until  $Q(x_1, \dots, x_m)$ 
```

where $k \geq 2$, each of $\alpha_1, \dots, \alpha_k$ is a nonempty sequence of instructions, x_1, \dots, x_m are variables, and Q is a predicate from D^m to $\{\text{false}, \text{true}\}$.

In each program the domain D of the variables is assumed to have a representation over some alphabet. For instance, D can be the set of natural numbers, the set of integers, and any finite set of elements. The functions f and predicates Q are assumed to be from a given "built-in" set of computable functions and predicates (see Section 1.4 and Church's thesis in Section 4.1).

In what follows, the domains of the variables will not be explicitly noted when their nature is of little significance. In addition, expressions in infix notations will be used for specifying functions and predicates.

Programs without nondeterministic instructions are called *deterministic* programs, and programs with nondeterministic instructions are called *nondeterministic* programs.

Example 1.3.1 The program P_1 in Figure [1.3.1\(a\)](#)

<pre>read x y := 0 z := 1 do y := y + 1 z := z + 1 until z = x read y if eof then accept reject</pre>	<pre>do read x or y := ? write y until y = x if eof then accept</pre>
(a)	(b)

Figure 1.3.1 (a) A deterministic program. (b) A nondeterministic program.

is an example of a deterministic program, and the program P_2 in Figure 1.3.1(b) is an example of a nondeterministic program. The set of natural numbers is assumed for the domains of the variables, with 0 as initial value.

The program P_1 uses three variables, namely, x , y , and z . There are two functions in this program. The constant function $f_1() = 0$, and the unary function $f_2(n) = n + 1$ of addition by one. The looping instruction uses the binary predicate of equality.

The program P_2 uses two nondeterministic instructions. One of the nondeterministic instructions is an assignment instruction of the form " $y := ?$ "; the other is a looping instruction of the form "**do ... or ... until ...**" \square

An *input* of a given program is a sequence of elements from the domain of the variables of the program. Each element in an input of a program is called an *input value*.

Example 1.3.2 The programs of Example 1.3.1 (see Figure 1.3.1) can have any input that is a finite sequence of natural numbers. An input of the form "1, 2, 3, 4" consists of four input values, and an input of the form " " contains no input value.

The sequence "1, 2, 3, . . ." cannot be an input for the programs because it is not a finite sequence. \square

An *execution sequence* of a given program is an execution on a given input of the instructions according to their semantics. The instructions are executed consecutively, starting with the first instruction. The variables initially hold the initial value of the variables.

Deterministic Programs

Deterministic programs have the property that no matter how many times they are executed on a given input, the executions are always in exactly the same manner. Each instruction of a deterministic program fully specifies the operations to be performed. In contrast, nondeterministic instructions provide only partial specifications for the actions.

An execution of a read instruction **read** x reads the next input value to x . An execution of a write instruction **write** x writes the value of x .

The deterministic assignment instructions and the conditional if instructions have the conventional semantics.

An execution of a deterministic looping instruction **do** α **until** $Q(x_1, \dots, x_m)$ consists of repeatedly executing α and checking the value of $Q(x_1, \dots, x_m)$. The execution of the looping instruction is terminated upon detecting that the predicate $Q(x_1, \dots, x_m)$ has the value true. If $Q(x_1, \dots, x_m)$ is the constant true, then only one iteration is executed. On the other hand, if $Q(x_1, \dots, x_m)$ is the constant false, then the looping goes on forever, unless the execution terminates in α .

A conditional accept instruction causes an execution sequence to halt if executed after all the input is consumed, that is, after reaching the end of input file (*eof* for short). Otherwise the execution of the instruction causes the execution sequence to continue at the code following the instruction. Similarly, an execution sequence also halts upon executing a reject instruction, trying to read beyond the end of the input, trying to transfer the control beyond the end of the program, or trying to compute a value not in the domain of the variables (e.g., trying to divide by 0).

Example 1.3.3 Consider the two programs in Figure [1.3.2](#).

<pre>do if eof then accept read value write value until false</pre>	<pre>do read value write value until value < 0 if eof then accept</pre>
(a)	(b)

Figure 1.3.2 Two deterministic programs.

Assume that the programs have the set of integers for the domains of their variables, with 0 as initial value.

For each input the program in Figure 1.3.2(a) has one execution sequence. In each execution sequence the program provides an output that is equal to the input. All the execution sequences of the program terminate due to the execution of the conditional accept instruction.

On input "1, 2" the execution sequence repeatedly executes for three times the body of the deterministic looping instruction. During the first iteration, the execution sequence determines that the predicate *eof* has the value false. Consequently, the execution sequence ignores the accept command and continues by reading the value 1 and writing it out. During the second iteration the execution sequence verifies again that the end of the input has not been reached yet, and then the execution sequence reads the input value 2 and writes it out. During the third iteration, the execution sequence terminates due to the accept command, after determining a true value for the predicate *eof*.

The execution sequences of the program in Figure 1.3.2(b) halt due to the conditional accept instruction, only on inputs that end with a negative value and have no negative values elsewhere (e.g., the input "1, 2, -3"). On inputs that contain no negative values at all, the execution sequences of the program halt due to trying to read beyond the end of the input (e.g., on input "1, 2, 3"). On inputs that have negative values before their end, the execution sequences of the program halt due to the transfer of control beyond the end of the program (e.g., on input "-1, 2, -3"). \square

Intuitively, an **accept** can be viewed as a halt command that signals a successful completion of a program execution, where the **accept** can be executed only after the end of the input is reached. Similarly, a **reject** can be viewed as a halt instruction that signals an unsuccessful completion of a program execution.

The requirement that the accept commands be executed only after reading all the input values should cause no problem, because each program can be modified to satisfy this condition. Moreover, such a constraint seems to be natural, because it forces each program to check all its input values before signaling a success by an accept command. Similarly, the requirement that an execution sequence must halt upon trying to read beyond the end of an input seems to be natural. It should not matter whether the reading is due to a read instruction or to checking for the *eof* predicate.

It should be noted that the predicates $Q(x_1, \dots, x_m)$ in the conditional if instructions and in the looping instructions cannot be of the form *eof*. The predicates are defined just in terms of the values of the variables x_1, \dots, x_m , not in terms of the input.

Computations

Programs use finite sequences of instructions for describing sets of infinite numbers of computations. The descriptions of the computations are obtained by "unrolling" the sequences of instructions into execution sequences. In the case of deterministic programs, each execution sequence provides a description for a computation. On the other hand, as it will be seen below, in the case of nondeterministic programs some execution sequences might be considered as computations, whereas others might be considered noncomputations. To delineate this distinction we need the following definitions.

An execution sequence is said to be an *accepting computation* if it terminates due to an accept command. An execution sequence is said to be a *nonaccepting computation* or a *rejecting computation* if it is on input that has no accepting computations. An execution sequence is said to be a *computation* if it is an accepting computation or a nonaccepting computation.

A computation is said to be a *halting computation* if it is finite.

Example 1.3.4 Consider the program in Figure [1.3.3](#).

```
read value
do
    write value
    value := value - 2
until value = 0
if eof then accept
```

Figure 1.3.3 A deterministic program.

Assume that the domain of the variables is the set of integers, with 0 as initial value.

On an input that consists of a single, even, positive integer, the program has an execution sequence that is an accepting computation (e.g., on input "4").

On an input that consists of more than one value and that starts with an even positive integer, the program has a halting execution sequence that is a nonaccepting computation (e.g., on input "4, 3, 2").

On the rest of the inputs the program has nonhalting execution sequences that are nonaccepting computations (e.g., on input "1"). □

An input is said to be *accepted*, or *recognized*, by a program if the program has an accepting computation on such an input. Otherwise the input is said to be *not accepted*, or *rejected*, by the program.

A program is said to have an *output* y on input x if it has an accepting computation on x with output y . The outputs of the nonaccepting computations are considered to be undefined, even though such computations may execute write instructions.

Example 1.3.5 The program in Example [1.3.4](#) (see Figure [1.3.3](#)) accepts the inputs "2", "4", "6", . . . On input "6" the program has the output "6, 4, 2", and on input "2" the program has the output "2".

The program does not accept the inputs "0", "1", and "4, 2". For these inputs the program has no output, that is, the output is undefined. \square

A computation is said to be a *nondeterministic computation* if it involves the execution of a nondeterministic instruction. Otherwise the computation is said to be a *deterministic computation*.

[Nondeterministic Programs](#)

Different objectives create the need for nondeterministic instructions in programming languages. One of the objectives is to allow the programs to deal with problems that may have more than one solution. In such a case, nondeterministic instructions provide a natural method of selection (see, e.g., Example [1.3.6](#) below). Another objective is to simplify the task of programming (see, e.g., Example [1.3.9](#) below). Still another objective is to provide tools for identifying difficult problems (see Chapter 5) and for studying restricted classes of programs (see Chapter 2 and Chapter 3).

Implementation considerations should not bother the reader at this point. After all, one usually learns the semantics of new programming languages before learning, if one ever does, the implementation of such languages. Later on it will be shown how a nondeterministic program can be translated into a deterministic program that computes a related function (see Section 4.3).

Nondeterministic instructions are essentially instructions that can choose between some given options. Although one is often required to make choices in everyday life, the use of such instructions might seem strange within the context of programs.

The semantics of a nondeterministic looping instruction of the form **do α_1 or α_2 or ... or α_k until $Q(x_1, \dots, x_m)$** , are similar to those of a deterministic looping instruction of the form **do α until $Q(x_1, \dots, x_m)$** . The only difference is that in the deterministic case a fixed code segment α is executed in each iteration, whereas in the nondeterministic case an arbitrary code segment from $\alpha_1, \dots, \alpha_k$ is executed in each iteration. The choice of a code segment can differ from one iteration to another.

Example 1.3.6 The program in Figure [1.3.4](#)

```
counter := 0
/* Choose five input values. */
do
    read value
or
    read value
    write value
    counter := counter + 1
until counter = 5
/* Read the remainder of the input. */
do
    if eof then accept
    read value
until false
```

Figure 1.3.4 A nondeterministic program that chooses five input values.

is nondeterministic. The set of natural numbers is assumed to be the domain of the variables, with 0 as initial value. Parenthetical remarks are enclosed between */** and **/*.

The program on input "1, 2, 3, 4, 5, 6" has an execution sequence of the following form. The execution sequence starts with an iteration of the nondeterministic looping instruction in which the first code segment is chosen. The execution of the code segment consists of reading the input value 1, while writing nothing and leaving `counter` with the value of 0. Then the execution sequence continues with five additional iterations of the nondeterministic looping instruction. In each of the additional iterations, the second code segment is chosen. Each execution of the second code segment reads an input value, outputs the value that has been read, and increases the value of `counter` by 1. When `counter` reaches the value of 5, the execution sequence exits the first looping instruction. During the first iteration of the second looping instruction, the execution sequence halts due to the execution of the conditional accept instruction. The execution sequence is an accepting computation with output "2, 3, 4, 5, 6".

The program on input "1, 2, 3, 4, 5, 6" has four additional execution sequences similar to the one above. The only difference is that the additional execution sequences, instead of ignoring the input value 1, ignore the input values 2, 3, 4, and 5, respectively. An execution sequence ignores an input value *i* by choosing to read the value in the first code segment of the nondeterministic looping instruction. The additional execution sequences are accepting computations with outputs "1, 3, 4, 5, 6", "1, 2, 4, 5, 6", "1, 2, 3, 5, 6", and "1, 2, 3, 4, 6", respectively.

The program on input "1, 2, 3, 4, 5, 6" also has an accepting computation of the following form. The computation starts with five iterations of the first looping instruction. In each of these iterations the second code segment of the nondeterministic looping instruction is executed. During each iteration an input value

is read, that value is written into the output, and the value of `counter` is increased by 1. After five iterations of the nondeterministic looping instruction, `counter` reaches the value of 5, and the computation transfers to the deterministic looping instruction. The computation reads the input value 6 during the first iteration of the deterministic looping instruction, and terminates during the second iteration. The output of the computation is "1, 2, 3, 4, 5".

The program has $2^7 - 14$ execution sequences on input "1, 2, 3, 4, 5, 6" that are not computations. $2^6 - 7$ of these execution sequences terminate due to trying to read beyond the input end by the first read instruction, and $2^6 - 7$ of these execution sequences terminate due to trying to read beyond the input end by the second read instruction. In each of these execution sequences at least two input values are ignored by consuming the values in the first code segment of the nondeterministic looping instruction. The execution sequences differ in the input values they choose to ignore.

None of the execution sequences of the program on input "1, 2, 3, 4, 5, 6" is a nonaccepting computation, because the program has an accepting computation on such an input.

The program does not accept the input "1, 2, 3, 4". On such an input the program has 2^5 execution sequences all of which are nonaccepting computations.

The first nondeterministic looping instruction of the program is used for choosing the output values from the inputs. Upon choosing five values the execution sequences continue to consume the rest of the inputs in the second deterministic looping instruction.

On inputs with fewer than five values the execution sequences terminate in the first nondeterministic looping instruction, upon trying to read beyond the end of the inputs.

The variable `counter` records the number of values chosen at steps during each execution sequence. \square

A deterministic program has exactly one execution sequence on each input, and each execution sequence of a deterministic program is a computation. On the other hand, the last example shows that a nondeterministic program might have more than one execution sequence on a given input, and that some of the execution sequences might not be computations of the program.

Nondeterministic looping instructions have been introduced to allow selections between code segments. The motivation for introducing nondeterministic assignment instructions is to allow selections between values. Specifically, a nondeterministic assignment instruction of the form $x := ?$ assigns to the variable x an arbitrary value from the domain of the variables. The choice of the assigned value can differ from one encounter of the instruction to another.

Example 1.3.7 The program in Figure [1.3.5](#)

```
/* Nondeterministically find a value that
   a. appears exactly once in the input, and
   b. is the last value in the input.
last := ?
write last
/* Read the input values, until a value
equal to the one stored in last is reached.
*/
do
    read value
until value = last
/* Check for end of input. */
if eof then accept
reject
```

Figure 1.3.5 A nondeterministic program for determining a single appearance of the last input value.

is nondeterministic. The set of natural numbers is assumed to be the domain of the variables. The initial value is assumed to be 0.

The program accepts a given input if and only if the last value in the input does not appear elsewhere in the input. Such a value is also the output of an accepting computation. For instance, on input "1, 2, 3" the program has the output "3". On the other hand, on input "1, 2, 1" no output is defined since the program does not accept the input.

On each input the program has infinitely many execution sequences. Each execution sequence corresponds to an assignment of a different value to `last` from the domain of the variables.

An assignment to `last` of a value that appears in the input, causes an execution sequence to exit the looping instruction upon reaching such a value in the input. With such an assignment, one of the following cases holds.

- The execution sequence is an accepting computation if the value assigned to `last` appears only at the end of the input (e.g., an assignment of 3 to `last` on input "1, 2, 3").
- The execution sequence is a nonaccepting computation if the value at the end of the input appears more than once in the input (e.g., an assignment of 1 or 2 to `last` on input "1, 2, 1").
- The execution sequence is not a computation if neither (a) nor (b) hold (e.g., an assignment of 1 or 2 to `last` on input "1, 2, 3").

An assignment to `last` of a value that does not appear in the input causes an execution sequence to

terminate within the looping instruction upon trying to read beyond the end of the input. With such an assignment, one of the following cases hold.

- a. The execution sequence is a nonaccepting computation if the value at the end of the input appears more than once in the input (e.g., an assignment to `last` of any natural number that differs from 1 and 2 on input "1, 2, 1").
- b. The execution sequence is a nonaccepting computation if the input is empty (e.g., an assignment of any natural number to `last` on input " ").
- c. The execution sequence is not a computation, if neither (a) nor (b) hold (e.g., an assignment to `last` of any natural number that differs from 1, 2, and 3 on input "1, 2, 3"). \square

Intuitively, each program on each input defines "good" execution sequences, and "bad" execution sequences. The good execution sequences terminate due to the accept commands, and the bad execution sequences do not terminate due to accept commands. The best execution sequences for a given input are the computations that the program has on the input. If there exist good execution sequences, then the set of computations is identified with that set. Otherwise, the set of computations is identified with the set of bad execution sequences.

The computations of a program on a given input are either all accepting computations or all nonaccepting computations. Moreover, some of the nonaccepting computations may never halt. On inputs that are accepted the program might have execution sequences that are not computations. On the other hand, on inputs that are not accepted all the execution sequences are computations.

[Guessing in Programs](#)

The semantics of each program are characterized by the computations of the program. In the case of deterministic programs the semantics of a given program are directly related to the semantics of its instructions. That is, each execution of the instructions keeps the program within the course of a computation.

In the case of nondeterministic programs a distinction is made between execution sequences and computations, and so the semantics of a given program are related only in a restricted manner to the semantics of its instructions. That is, although each computation of the program can be achieved by executing the instructions, some of the execution sequences do not correspond to any computation of the program. The source for this phenomenon is the ability of the nondeterministic instructions to make arbitrary choices.

Each program can be viewed as having an imaginary agent with magical power that executes the program. On a given input, the task of the imaginary agent is to follow any of the computations the program has on the input. The case of deterministic programs can be considered as a lesser and restricted example in which the agent is left with no freedom. That is, the outcome of the execution of each deterministic instruction is completely determined for the agent by the semantics of the instruction. On the other hand, when executing a nondeterministic instruction the agent must satisfy not only the local semantics of the instruction, but also

the global goal of reaching an accept command whenever the global goal is achievable.

Specifically, the local semantics of a nondeterministic looping instruction of the form **do** α_1 **or** ... **or** α_k **until** $Q(x_1, \dots, x_m)$ require that in each iteration exactly one of the code segments $\alpha_1, \dots, \alpha_k$ will be chosen in an arbitrary fashion by the agent. The global semantics of a program require that the choice be made for a code segment which can lead the execution sequence to halt due to a conditional accept instruction, whenever such is possible.

Similarly, the local semantics of a nondeterministic assignment instruction of the form $x := ?$ require that each assigned value of x be chosen by the agent in an arbitrary fashion from the domain of the variables. The global semantics of the program require that the choice be made for a value that halts the execution sequence due to a conditional accept instruction, whenever such is possible.

From the discussion above it follows that the approach of "first guess a solution and then check for its validity" can be used when writing a program. This approach simplifies the task of the programmer whenever checking for the validity of a solution is simpler than the derivation of the solution. In such a case, the burden of determining a correct "guess" is forced on the agent performing the computations.

It should be emphasized that from the point of view of the agent, a guess is correct if and only if it leads an execution sequence along a computation of the program. The agent knows nothing about the problem that the program intends to solve. The only thing that drives the agent is the objective of reaching the execution of a conditional accept instruction at the end of the input. Consequently, it is still up to the programmer to fully specify the constraints that must be satisfied by the correct guesses.

Example 1.3.8 The program of Figure [1.3.6](#)

```
/* Guess the output value. */
x := ?
write x
/* Check for the correctness of the
guessed value.                               */
do
    if eof then accept
    read y
until y = x
```

Figure 1.3.6 A nondeterministic program that outputs a noninput value.

outputs a value that does not appear in the input. The program starts each computation by guessing a value

and storing it in x . Then the program reads the input and checks that each of the input values differs from the value stored in x . \square

The notion of an imaginary agent provides an appealing approach for explaining nondeterminism. Nevertheless, the notion should be used with caution to avoid misconceptions. In particular, an imaginary agent should be employed only on full programs. The definitions leave no room for one imaginary agent to be employed by other agents. For instance, an imaginary agent that is given the program P in the following example cannot be employed by other agents to derive the acceptance of exactly those inputs that the agent rejects.

Example 1.3.9 Consider the program P in Figure 1.3.7. On a given input, P outputs an arbitrary choice of input values, whose sum equals the sum of the nonchosen input values. The values have the same relative ordering in the output as in the input.

```
sum1 := 0
sum2 := 0
do
  if eof then accept
  do
    read x
    sum1 := sum1 + x
  or
    read x
    write x
    sum2 := sum2 + x
  until sum1 = sum2
  /* Check for the correctness of the
  guesses, with respect to the portion
  of the input consumed so far.
  */
until false
```

Figure 1.3.7 A nondeterministic program for partitioning the input into two subsets of equal sums of elements.

For instance, on input "2, 1, 3, 4, 2" the possible outputs are "2, 1, 3", "1, 3, 2", "2, 4", and "4, 2". On the other hand, no output is defined for input "2, 3".

In each iteration of the nested looping instruction the program guesses whether the next input value is to be

among the chosen ones. If it is to be chosen then `sum2` is increased by the magnitude of the input value. Otherwise, `sum1` is increased by the magnitude of the input value. The program checks that the sum of the nonchosen input values equals the sum of the chosen input values by comparing the value in `sum1` with the value in `sum2`. \square

Example 1.3.10 The program of Figure 1.3.8 outputs the median of its input values, that is, the $\lceil n/2 \rceil$ th smallest input value for the case that the input consists of n values. On input "1, 3, 2" the program has the output "2", and on input "2, 1, 3, 3" the program has the output "3".

```
median := ?          /* Guess the median. */
write median
count := 0
do
    /* Find the difference between the
       number of values greater than and those
       smaller than the guessed median.
    */
    do
        read x
        if x > median then
            count := count + 1
        if x < median then
            count := count - 1
        if x = median then
            do
                count := count + 1
            or
                count := count - 1
            until true
    until 0 ≤ count ≤ 1
    /* The median is correct for the portion of the
       input consumed so far.
    */
    if eof then accept
until false
```

Figure 1.3.8 A nondeterministic program that finds the median of the input values.

The program starts each computation by storing in `median` a guess for the value of the median. Then the

program reads the input values and determines in `count` the difference between the number of input values that are greater than the one stored in `median` and the number of input values that are smaller than the one stored in `median`.

For those input values that are equal to the value stored in `median`, the program guesses whether they should be considered as bigger values or smaller values.

The program checks that the guesses are correct by verifying that `count` holds either the value 0 or the value 1. \square

The *relation computed* by a program P , denoted $R(P)$, is the set $\{ (x, y) \mid P \text{ has an accepting computation on input } x \text{ with output } y \}$. When P is a deterministic program, the relation $R(P)$ is a function.

Example 1.3.11 Consider the program P in Figure 1.3.6. Assume the set of natural numbers for the domain of the variables. The relation $R(P)$ that P computes is $\{ (\alpha, a) \mid \alpha \text{ is a sequence of natural numbers, and } a \text{ is a natural number that does not appear in } \alpha \}$. \square

The language that a program P accepts is denoted by $L(P)$ and it consists of all the inputs that P accepts.

Configurations of Programs

An execution of a program on a given input is a discrete process in which the input is consumed, an output is generated, the variables change their values, and the program traverses its instructions. Each stage in the process depends on the outcome of the previous stage, but not on the history of the stages. The outcome of each stage is a configuration of the program that indicates the instruction being reached, the values stored in the variables, the portion of the input left to be read, and the output that has been generated so far. Consequently, the process can be described by a sequence of moves between configurations of the program.

Formally, a segment of a program is said to be an *instruction segment* if it is of any of the following forms.

- a. Read instruction
- b. Write instruction
- c. Assignment instruction
- d. **if** $Q(x_1, \dots, x_m)$ **then** portion of a conditional if instruction
- e. **do** portion of a looping instruction
- f. **until** $Q(x_1, \dots, x_m)$ portion of a looping instruction
- g. Conditional accept instruction
- h. Reject instruction

Consider a program P that has k instruction segments, m variables, and a domain of variables that is denoted by D . A *configuration*, or *instantaneous description*, of P is a five-tuple (i, x, u, v, w) , where $1 \leq i$

$\leq k$, x is a sequence of m values from D , and u , v , and w are sequences of values from D .

Intuitively, a configuration (i, x, u, v, w) says that P is in its i th instruction segment, its j th variable contains the j th value of x , u is the portion of the input that has already been read, the leftover of the input is v , and the output so far is w . (The component u is not needed in the definition of a configuration. It is inserted here for reasons of compatibility with future definitions that require such a component.)

Example 1.3.12 Consider the program in Figure [1.3.9](#).

```

last := ?                               /* I1 */
write last                               /* I2 */
do                                       /* I3 */
    read value                           /* I4 */
until value = last                       /* I5 */
if eof then accept                       /* I6 */
reject                                   /* I7 */

```

Figure 1.3.9 A program consisting of seven instruction segments.

Assume the set of natural numbers for the domain D of the variables, with 0 as initial value. Each line I_i in the program is an instruction segment. The program has $k = 7$ instruction segments, and $m = 2$ variables.

In each configuration (i, x, u, v, w) of the program i is a natural number between 1 and 7, and x is a pair $\langle \text{last}, \text{value} \rangle$ of natural numbers that corresponds to a possible assignment of `last` and `value` in the variables `last` and `value`, respectively. Similarly, u , v , and w are sequences of natural numbers.

The configuration $(1, \langle 0, 0 \rangle, \langle \rangle, \langle 1, 2, 3 \rangle, \langle \rangle)$ states that the program is in the first instruction segment, the variables hold the value 0, no input value has been read so far, the rest of the input is "1, 2, 3", and the output is empty.

The configuration $(5, \langle 3, 2 \rangle, \langle 1, 2 \rangle, \langle 3 \rangle, \langle 3 \rangle)$ states that the program is in the fifth instruction segment, the variable `last` holds the value 3, the variable `value` holds the value 2, "1, 2" is the portion of the input consumed so far, the rest of the input contains just the value 3, and the output so far contains only the value 3. \square

A configuration (i, x, u, v, w) of P is called an *initial configuration* if $i = 1$, x is a sequence of m initial values, u is an empty sequence, and w is an empty sequence. The configuration is said to be an *accepting configuration* if the i th instruction segment of P is a conditional accept instruction and v is an empty

sequence.

A direct move of P from configuration C_1 to configuration C_2 is denoted $C_1 \vdash_P C_2$, or simply $C_1 \vdash C_2$ if P is understood. A sequence of unspecified number of moves of P from configuration C_1 to configuration C_2 is denoted $C_1 \vdash_P^* C_2$, or simply $C_1 \vdash^* C_2$ if P is understood.

Example 1.3.13 Consider the program in Figure 1.3.9. On input "1, 2, 3" it has an accepting computation that goes through the following sequence of moves between configurations. The first configuration in the sequence is the initial configuration of the program on input "1, 2, 3", and the last configuration in the sequence is an accepting configuration of the program. In each configuration (i, x, u, v, w) the pair $x = \langle \text{last}, \text{value} \rangle$ corresponds to the assignment of last and value in the variables last and value, respectively.

$$\begin{array}{l}
 (1, \langle 0, 0 \rangle, \langle \rangle, \langle 1, 2, 3 \rangle, \langle \rangle) \vdash (2, \langle 3, 0 \rangle, \langle \rangle, \langle 1, 2, 3 \rangle, \langle \rangle) \\
 \vdash (3, \langle 3, 0 \rangle, \langle \rangle, \langle 1, 2, 3 \rangle, \langle 3 \rangle) \\
 \vdash (4, \langle 3, 0 \rangle, \langle \rangle, \langle 1, 2, 3 \rangle, \langle 3 \rangle) \\
 \vdash (5, \langle 3, 1 \rangle, \langle 1 \rangle, \langle 2, 3 \rangle, \langle 3 \rangle) \\
 \vdash (3, \langle 3, 1 \rangle, \langle 1 \rangle, \langle 2, 3 \rangle, \langle 3 \rangle) \\
 \vdash (4, \langle 3, 1 \rangle, \langle 1 \rangle, \langle 2, 3 \rangle, \langle 3 \rangle) \\
 \vdash (5, \langle 3, 2 \rangle, \langle 1, 2 \rangle, \langle 3 \rangle, \langle 3 \rangle) \\
 \vdash (3, \langle 3, 2 \rangle, \langle 1, 2 \rangle, \langle 3 \rangle, \langle 3 \rangle) \\
 \vdash (4, \langle 3, 2 \rangle, \langle 1, 2 \rangle, \langle 3 \rangle, \langle 3 \rangle) \\
 \vdash (5, \langle 3, 3 \rangle, \langle 1, 2, 3 \rangle, \langle \rangle, \langle 3 \rangle) \\
 \vdash (6, \langle 3, 3 \rangle, \langle 1, 2, 3 \rangle, \langle \rangle, \langle 3 \rangle)
 \end{array}$$

The subcomputation

$$(1, \langle 0, 0 \rangle, \langle \rangle, \langle 1, 2, 3 \rangle, \langle \rangle) \vdash^* (1, \langle 0, 0 \rangle, \langle \rangle, \langle 1, 2, 3 \rangle, \langle \rangle)$$

consists of zero moves, and the subcomputation

$$(1, \langle 0, 0 \rangle, \langle \rangle, \langle 1, 2, 3 \rangle, \langle \rangle) \vdash^* (6, \langle 3, 3 \rangle, \langle 1, 2, 3 \rangle, \langle \rangle, \langle 3 \rangle)$$

consists of eleven moves. \square

[\[next\]](#) [\[prev\]](#) [\[prev-tail\]](#) [\[front\]](#) [\[up\]](#)

[\[next\]](#) [\[prev\]](#) [\[prev-tail\]](#) [\[tail\]](#) [\[up\]](#)

1.4 Problems

[Partial Solvability and Solvability](#)

[Problems concerning Programs](#)

[Problems concerning Grammars](#)

The first two sections of this chapter treated different aspects of information. The third section considered programs. The purpose of the rest of this chapter is to deal with the motivation for writing programs for manipulating information, that is, with problems.

Each *problem* K is a pair consisting of a set and a question, where the question can be applied to each element in the set. The set is called the *domain* of the problem, and its elements are called the *instances* of the problem.

Example 1.4.1 Consider the problem K_1 defined by the following domain and question.

Domain:

$\{ \langle a, b \rangle \mid a \text{ and } b \text{ are natural numbers} \}$.

Question:

What is the integer part y of a divided by b for the given instance $x = \langle a, b \rangle$?

The domain of the problem contains the instances $\langle 0, 0 \rangle$, $\langle 5, 0 \rangle$, $\langle 3, 8 \rangle$, $\langle 24, 6 \rangle$, and $\langle 27, 8 \rangle$. On the other hand, $\langle -5, 3 \rangle$ is not an instance of the problem.

For the instance $\langle 27, 8 \rangle$ the problem asks what is the integer part of 27 divided by 8. Similarly, for the instance $\langle 0, 0 \rangle$ the problem asks what is the integer part of 0 divided by 0. \square

An answer to the question that the problem K poses for a given instance is said to be a *solution* for the problem at the given instance. The *relation induced by the problem*, denoted $R(K)$, is the set $\{ (x, y) \mid x \text{ is an instance of the problem, and } y \text{ is a solution for the problem at } x \}$. The problem is said to be a *decision problem* if for each instance the problem has either a yes or a no solution.

Example 1.4.2 Consider the problem K_1 in Example [1.4.1](#). The problem has the solution 3 at instance $\langle 27, 8 \rangle$, and an undefined solution at instance $\langle 0, 0 \rangle$. K_1 induces the relation $R(K_1) = \{ (\langle 0, 1 \rangle, 0), (\langle 0, 2 \rangle, 0), (\langle 1, 1 \rangle, 1), (\langle 0, 3 \rangle, 0), (\langle 1, 2 \rangle, 0), (\langle 2, 1 \rangle, 2), (\langle 0, 3 \rangle, 0), \dots \}$.

The problem K_1 is not a decision problem. But the problem K_2 defined by the following pair is.

Domain:

{ <a, b> | a and b are natural numbers }.

Question:

Does b divide a, for the given instance <a, b>? □

Partial Solvability and Solvability

A program P is said to *partially solve* a given problem K if it provides the answer for each instance of the problem, that is, if $R(P) = R(K)$. If, in addition, all the computations of the program are halting computations, then the program is said to *solve* the problem.

Example 1.4.3 Consider the program P_1 in Figure 1.4.1(a). The domain of the variables is assumed to equal the set of natural numbers. The program partially solves the problem K_1 of Example 1.4.1.

```

read a
read b
ans := 0
if a > b then
  do
    a := a - b
    ans := ans + 1
  until a < b
write ans
if eof then accept

```

(a)

```

read a
read b
do
  if a = b then
    if eof then accept
  a := a - b
until false

```

(b)

Figure 1.4.1 (a) A program that partially solves the problem of dividing natural numbers. (b) A program that partially decides the problem of divisibility of natural numbers.

On input "27, 8" the program halts in an accepting configuration with the answer 3 in the output. On input "0, 0" the program never halts, and so the program has undefined output on such an input. On input "27" and input "27, 8, 2" the program halts in rejecting configurations and does not define an output.

The program P_1 does not solve K_1 because it does not halt when the input value for b is 0. P_1 can be modified to a program P that solves K_1 by letting P check for a 0 assignment to b. □

A program is said to *partially decide* a problem if the following two conditions are satisfied.

- a. The problem is a decision problem; and
- b. The program accepts a given input if and only if the problem has an answer yes for the input, that is, the program accepts the language $\{ x \mid x \text{ is an instance of the problem, and the problem has the answer yes at } x \}$.

A program is said to *decide* a problem if it partially decides the problem and all its computations are halting computations.

Example 1.4.4 It is meaningless to talk about the partial decidability or decidability of the problem K_1 of Example 1.4.1 by a program, because the problem is not a decision problem. On the other hand, the problem K_2 of Example 1.4.2 is a decision problem. The latter problem is partially decidable by the program P_2 in Figure 1.4.1(b). \square

The main difference between a program P_1 that partially solves (partially decides) a problem, and a program P_2 that solves (decides) the same problem, is that P_1 might reject an input by a nonhalting computation, whereas P_2 can reject the input only by a halting computation. (Recall that on an input that is accepted by a program, the program has only accepting computations, and all these computations are halting computations. But on an input that is not accepted the program might have more than one computation, of which some may never halt.)

The notions of partial solvability, solvability, partial decidability, and decidability of a problem by a program can be intuitively generalized in a straightforward manner by considering effective (i.e., strictly mechanical) procedures instead of programs. However, formalizing the generalizations requires that the intuitive notion of effective procedure be formalized. In any case, under such intuitively understood generalizations a problem is said to be *partially solvable*, *solvable*, *partially decidable*, and *decidable* if it can be partially solved, solved, partially decided, and decided by an effective procedure, respectively.

In what follows effective procedures will also be called *algorithms*.

Example 1.4.5 The program P_1 of Example 1.4.3 describes how the problem K_1 of Example 1.4.1 can be solved. The program P_2 of Example 1.4.4 describes how the problem K_2 of Example 1.4.2 can be solved. \square

A problem is said to be *unsolvable* if no algorithm can solve it. The problem is said to be *undecidable* if it is a decision problem and no algorithm can decide it. The relationship between the different classes of problems is illustrated in the Venn diagram of Figure 1.4.2.

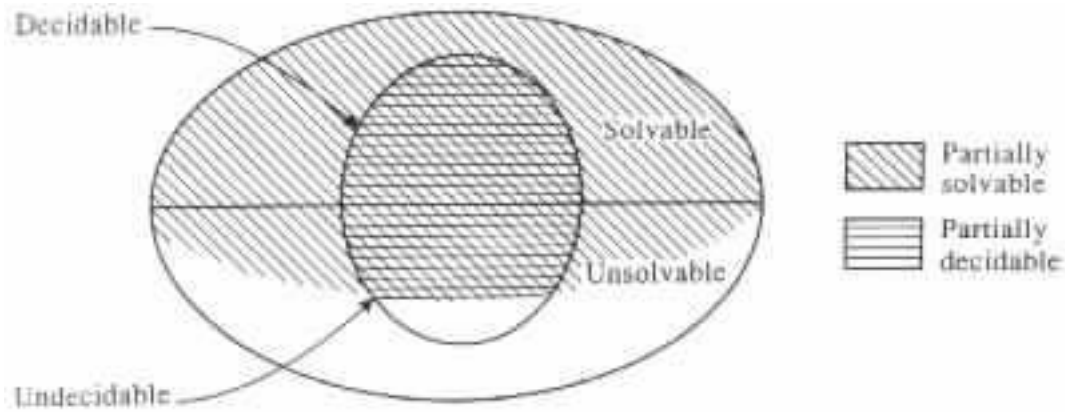


Figure 1.4.2 Classification of the set of problems.

It should be noted that an unsolvable problem might be partially solvable by an algorithm that makes an exhaustive search for a solution. In such a case the solution is eventually found whenever it is defined, but the search might continue forever whenever the solution is undefined. Similarly, an undecidable problem might also be partially decidable by an algorithm that makes an exhaustive search. However, here the solution is eventually found whenever it has the value yes, but the search might continue forever whenever it has the value no.

Example 1.4.6 The empty-word membership problem for grammars is the problem consisting of the following domain and question.

Domain:

$\{ G \mid G \text{ is a grammar} \}$.

Question:

Is the empty word ϵ in $L(G)$ for the given grammar G ?

It is possible to show that the problem is undecidable (e.g., see Theorem [4.6.2](#) and Exercise [4.5.7](#)). On the other hand, the problem is partially decidable because given an instance $G = \langle N, \Sigma, P, S \rangle$ one can exhaustively search for a derivation of the form $S = \gamma_0 \Rightarrow \gamma_1 \Rightarrow \dots \Rightarrow \gamma_{n-1} \Rightarrow \gamma_n = \epsilon$, by considering all derivations of length n for $n = 1, 2, \dots$. With such an algorithm the desired derivation will eventually be found if ϵ is in $L(G)$. However, if ϵ is not in $L(G)$, then the search might never terminate.

For the grammar $G = \langle N, \Sigma, P, S \rangle$, whose production rules are listed below, the algorithm will proceed in the following manner.

$$\begin{array}{lcl}
 S & \rightarrow & aBS \\
 & \rightarrow & Ba \\
 aB & \rightarrow & SB \\
 BS & \rightarrow & \epsilon
 \end{array}$$

The algorithm will start by determining the set of all the derivations $\Psi_1 = \{S \Rightarrow aBS, S \Rightarrow Ba\}$ of length $n = 1$. After determining that none of the derivations in Ψ_1 provides the empty string ϵ , the algorithm determines the set of all the derivations $\Psi_2 = \{S \Rightarrow aBS \Rightarrow aBaBS, S \Rightarrow aBS \Rightarrow aBBa, S \Rightarrow aBS \Rightarrow SBS, S \Rightarrow aBS, S \Rightarrow a\}$ of length $n = 2$. Then the algorithm continues by determining the set Ψ_3 of all the derivations of length 3, the set Ψ_4 of all the derivations of length 4, and so forth. The algorithm stops (with the answer yes) when, and only when, it finds a set Ψ_n of derivations of length n that includes a derivation for ϵ . Such a set Ψ_n exists for $n = 5$ because of the derivation $S \Rightarrow aBS \Rightarrow SBS \Rightarrow BaBS \Rightarrow BSBS \Rightarrow BS \Rightarrow \epsilon$.

On the other hand, for the grammar $G = \langle N, \Sigma, P, S \rangle$, whose production rules are listed below, the algorithm never stops.

$$\begin{array}{lcl}
 S & \rightarrow & aSb \\
 & \rightarrow & aAb \\
 A & \rightarrow & \epsilon
 \end{array}$$

□

The unsolvability of a problem does not mean that a solution cannot be found at some of its instances. It just means that no algorithm can uniformly find a solution for every given instance. Consequently, an unsolvable problem might have simplified versions that are solvable. The simplifications can be in the question being asked and in the domain being considered.

Example 1.4.7 The empty-word membership problem for Type 1 grammars is the problem consisting of the following domain and question.

Domain:

{ $G \mid G$ is a Type 1 grammar }.

Question:

Is the empty word ϵ in $L(G)$ for the given grammar G ?

The problem is decidable because ϵ is in $L(G)$ for a given Type 1 grammar $G = \langle N, \Sigma, P, S \rangle$ if and only if $S \rightarrow \epsilon$ is a production rule of G . □

A function f is said to be *computable* (respectively, *partially computable*, *noncomputable*) if the problem defined by the following domain and question is solvable (respectively, partially solvable, unsolvable).

Domain:

The domain of f .

Question:

What is the value of $f(x)$ at the given instance x ?

Problems concerning Programs

Although programs are written to solve problems, there are also interesting problems that are concerned with programs. The following are some examples of such decision problems.

Uniform halting problem for programs

Domain:

Set of all programs.

Question:

Does the given program halt on each of its inputs, that is, are all the computations of the program halting computations?

Halting problem for programs

Domain:

$\{ (P, x) \mid P \text{ is a program and } x \text{ is an input for } P \}$.

Question:

For the given instance (P, x) does P halt on x , that is, are all the computations of P on input x halting computations?

Recognition / acceptance problem for programs

Domain:

$\{ (P, x) \mid P \text{ is a program and } x \text{ is an input for } P \}$.

Question:

For the given instance (P, x) does P accept x ?

Membership problem for programs

Domain:

$\{ (P, x, y) \mid P \text{ is a program, and } x \text{ and } y \text{ are sequences of values from the domain of the variables of } P \}$.

Question:

Is (x, y) in the relation $R(P)$ for the given instance (P, x, y) , that is, does P have an accepting computation on x with output y ?

Emptiness problem for programs

Domain:

Set of all programs.

Question:

Does the given program accept an empty language, that is, does the program accept no input?

Ambiguity problem for programs

Domain:

Set of all programs.

Question:

Does the given program have two or more accepting computations that define the same output for some input?

Single-valuedness problem for programs

Domain:

Set of all programs.

Question:

Does the given program define a function, that is, does the given program for each input have at most one output?

Equivalence problem for programs

Domain:

$\{ (P_1, P_2) \mid P_1 \text{ and } P_2 \text{ are programs} \}$.

Question:

Does the given pair (P_1, P_2) of programs define the same relation, that is, does $R(P_1) = R(P_2)$?

Example 1.4.8 The two programs P_1 and P of Example [1.4.3](#) are equivalent, but only P_2 halts on all inputs. \square

The nonuniform halting problem, the unambiguity problem, the inequivalence problem, and so forth are defined similarly for programs as the uniform halting problem, the ambiguity problem, the equivalence problem, and so forth, respectively. The only difference is that the questions are phrased so that the solutions to the new problems are the complementation of the old ones, that is, yes becomes no and no becomes yes.

It turns out that nontrivial questions about programs are difficult, if not impossible, to answer. It is natural to expect these problems to become easier when the programs under consideration are "appropriately" restricted. The extent to which the programs have to be restricted, as well as the loss in their expressibility power, and the increase in the resources they require due to such restrictions, are interesting questions on their own.

[Problems concerning Grammars](#)

Some of the problems concerned with programs can in a similar way be defined also for grammars. The following are some examples of such problems.

Membership problem for grammars

Domain:

$\{ (G, x) \mid G \text{ is a grammar } \langle N, \Sigma, P, S \rangle \text{ and } x \text{ is a string in } \Sigma^* \}$.

Question:

Is x in $L(G)$ for the given instance (G, x) ?

Emptiness problem for grammars

Domain:

$\{ G \mid G \text{ is a grammar} \}$.

Question:

Does the given grammar define an empty language?

Ambiguity problem for grammars

Domain:

$\{ G \mid G \text{ is a grammar} \}$.

Question:

Does the given grammar G have two or more different derivation graphs for some string in $L(G)$?

Equivalence problem for grammars,

Domain:

$\{ (G_1, G_2) \mid G_1 \text{ and } G_2 \text{ are grammars} \}$.

Question:

Does the given pair of grammars generate the same language?

[\[next\]](#) [\[prev\]](#) [\[prev-tail\]](#) [\[front\]](#) [\[up\]](#)

[\[next\]](#) [\[prev\]](#) [\[prev-tail\]](#) [\[tail\]](#) [\[up\]](#)

1.5 Reducibility among Problems

A common approach in solving problems is to transform them to different problems, solve the new ones, and derive the solutions for the original problems from those for the new ones. This approach is useful when the new problems are simpler to solve, or when they already have known algorithms for solving them. A similar approach is also very useful in the classification of problems according to their complexity.

A problem K_1 , which can be transformed to another problem K_2 , is said to be reducible to the new problem. Specifically, a problem K_1 is said to be *reducible* to a problem K_2 if there exist computable total functions f and g with the following properties (see Figure 1.5.1).

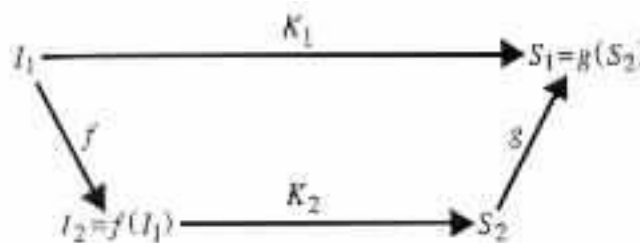


Figure 1.5.1 Reducibility from problem K_1 to problem K_2 .

If I_1 is an instance of K_1 , then

- a. $I_2 = f(I_1)$ is an instance of K_2 .
- b. K_1 has a solution S_1 at I_1 if and only if K_2 has a solution S_2 at $I_2 = f(I_1)$ such that $S_1 = g(S_2)$.

Example 1.5.1 Let Ψ be the set $\{ m \mid m = 2^i \text{ for some integer } i \}$. The problem of exponentiation of numbers from Ψ is reducible to the problem of multiplication of integer numbers. The reducibility is implied from the equalities $xy = (2^{\log x})y = 2y \cdot \log x$, which allow the choice of $f(x, y) = (y, \log x)$ and $g(z) = 2^z$ for f and g , respectively. \square

Example 1.5.2 Let K_\emptyset and $K\equiv$ be the emptiness problem and the equivalence problem for programs, respectively. Then K_\emptyset is reducible to $K\equiv$ by functions f and g of the following form. f is a function

whose value at program P is the pair of programs (P, P_\emptyset) . P_\emptyset is a program that accepts no input, for example, the program that consists only of the instruction **reject**. g is the identity function, that is, $g(\text{yes}) = \text{yes}$ and $g(\text{no}) = \text{no}$. \square

If K_1 is a problem that is reducible to a problem K_2 by total functions f and g that are computable by algorithms T_f and T_g , respectively, and K_2 is solvable by an algorithm A , then one can also get an algorithm B for solving K_1 (see Figure 1.5.2).

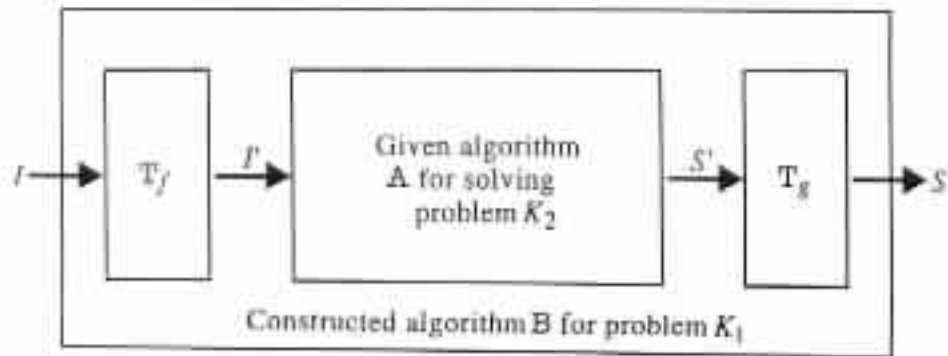


Figure 1.5.2 Reduction of problem K_1 to problem K_2 .

Given an input I , the algorithm B starts by running T_f on I . Then B gives the output I' of T_f to A . Finally B gives the output S' of A to T_g , and assumes the same output S as the one obtained from T_g .

[\[next\]](#) [\[prev\]](#) [\[prev-tail\]](#) [\[front\]](#) [\[up\]](#)

[\[next\]](#) [\[prev\]](#) [\[prev-tail\]](#) [\[tail\]](#) [\[up\]](#)

Exercises

1.1.1

- Find all the alphabets that use only symbols from the set $\{a, b, c\}$. Which of the alphabets is unary? Which is binary?
- Let S be a set of t symbols. How many unary alphabets can be constructed from the symbols of S ? How many binary alphabets?

1.1.2

For each of the following conditions find all the strings α over the alphabet $\{a, b\}$ that satisfy the condition.

- No symbol is repeated in α .
- The length of α is 3, that is, $|\alpha| = 3$.

1.1.3

- Find $\alpha\beta$, $\beta\alpha$, α^2 , $\alpha^0\beta^2$, and $\alpha^2\beta^2\epsilon$ for the case that $\alpha = a$ and $\beta = ab$.
- Find all the pairs of strings α and β over the alphabet $\{a, b\}$ that satisfy $\alpha\beta = abb$.

1.1.4

Let α be the string 011.

- Find all the proper prefixes of α^2 .
- Find all the substrings β of $\alpha\alpha^{\text{rev}}$ that satisfy $\beta = \beta^{\text{rev}}$.

1.1.5

How many strings of length t are in Σ^* if Σ is an alphabet of cardinality r .

1.1.6

For each of the following cases give the first 20 strings in $\{a, b, c\}^*$.

- $\{a, b, c\}^*$ is given in alphabetical ordering.
- $\{a, b, c\}^*$ is given in canonical ordering.

1.1.7

Let S be the set of all the strings over the alphabet $\{a, b, c\}$, that is, $S = \{a, b, c\}^*$. Let S_1 and S_2 be subsets of S . Which are the strings that appear both in S_1 and in S_2 in each of the following cases?

- S_1 contains the t alphabetically smallest strings in S , and S_2 contains all the strings in S of length t at most.
- S_1 contains the 127 alphabetically smallest strings in S , and S_2 contains the 127

canonically smallest strings in S .

1.1.8

Show that if Σ is an alphabet, then Σ^* has the following representations.

- Binary representation
- Unary representation

1.1.9

Find a binary representation for the set of rational numbers.

1.1.10

Show that if D has a binary representation f_1 , then it also has a binary representation f_2 , such that $f_2(e)$ is an infinite set for each element e of D .

1.1.11

Let f_1 and f_2 be binary representations for D_1 and D_2 , respectively. Find a binary representation f for each of the following sets.

- $D_1 \cup D_2$
- $D_1 \times D_2$
- D_1^*

1.1.12

Show that the set of real numbers does not have a binary representation.

1.2.1

Let L be the language $\{\epsilon, 0, 10\}$. Determine the following sets.

- $L \cup \overline{L}$
- $L \cap \overline{L}$
- $L\overline{L}$
- $\overline{L}L$
- L^2
- $L \times L$

1.2.2

Let $G = \langle N, \Sigma, P, S \rangle$ be a grammar in which $N = \{S\}$, $\Sigma = \{a\}$, and each production rule contains at most 3 symbols. What are the possible production rules in P ?

1.2.3

Let G be the grammar $\langle N, \Sigma, P, S \rangle$, where $N = \{S\}$, $\Sigma = \{a, b\}$, and $P = \{S \rightarrow \epsilon, S \rightarrow aSbS\}$.

- Find all the strings that are directly derivable from SaS in G .
- Find all the derivations in G that start at S and end at ab .
- Find all the sentential forms of G of length 4 at most.

1.2.4

Find all the derivations of length 3 at most that start at S in the grammar $\langle N, \Sigma, P, S \rangle$ whose production rules are listed below.

$$\begin{aligned}
 S &\rightarrow AS \\
 aS &\rightarrow bb \\
 A &\rightarrow aa
 \end{aligned}$$

1.2.5

For each of the following sets of production rules P find all the strings of length 4 or less in the language generated by the grammar $\langle N, \Sigma, P, S \rangle$.

$ \begin{aligned} S &\rightarrow aa \\ &\rightarrow bb \\ &\rightarrow aS a \\ &\rightarrow bS b \\ &\rightarrow SS \\ \text{(a)} \end{aligned} $	$ \begin{aligned} S &\rightarrow aSA \\ &\rightarrow bSB \\ &\rightarrow X \\ aA &\rightarrow Aa \\ bA &\rightarrow Ab \\ aB &\rightarrow Ba \\ bB &\rightarrow Bb \\ XA &\rightarrow Xa \\ &\rightarrow a \\ XB &\rightarrow Xb \\ &\rightarrow b \\ \text{(b)} \end{aligned} $
--	---

1.2.6

Give two parse trees for the string aababb in the grammar $G = \langle N, \Sigma, P, S \rangle$, whose production rules are listed below.

$$\begin{aligned}
 S &\rightarrow b \\
 &\rightarrow aA \\
 &\rightarrow aS \\
 A &\rightarrow Ab \\
 &\rightarrow Sa \\
 &\rightarrow a
 \end{aligned}$$

1.2.7

Consider the grammar $G = \langle N, \Sigma, P, E \rangle$ for arithmetic expressions, where $N = \{E, T, F\}$, $\Sigma = \{+, *, (,), a\}$, and P is the set consisting of the following production rules.

$$\begin{aligned}
 E &\rightarrow E + T \\
 E &\rightarrow T \\
 T &\rightarrow T * F \\
 &\rightarrow F \\
 F &\rightarrow (E) \\
 &\rightarrow a
 \end{aligned}$$

Give the derivation tree for the expression $a * (a + a)$ in G .

1.2.8

Let $G = \langle N, \Sigma, P, S \rangle$ be the grammar with the following production rules. Find the derivation graph for the string $a^3b^3c^3$ in G .

$$\begin{aligned}
 S &\rightarrow aSBc \\
 &\rightarrow \epsilon \\
 cB &\rightarrow Bc \\
 aB &\rightarrow ab \\
 bB &\rightarrow bb
 \end{aligned}$$

1.2.9

For each of the following languages give a grammar that generates the language.

- $\{ x01 \mid x \text{ is in } \{0, 1\}^* \}$
- $\{01, 10\}^*$
- $\{ x \mid x \text{ is in } \{a, b\}^*, \text{ and the number of a's in } x \text{ or the number of b's in } x \text{ is equal to } 1 \}$
- $\{ 0^i1^j \mid i \geq j \}$
- $\{ x \mid x \text{ is in } \{0, 1\}^*, \text{ and } x = x^{\text{rev}} \}$
- $\{ x \mid x \text{ is in } \{0, 1\}^*, \text{ and each } 01 \text{ in } x \text{ is followed by } 10 \}$
- $\{ x \mid x \text{ is in } \{0, 1\}^*, \text{ and the length of } x \text{ is not divisible by } 3 \}$
- $\{ x \mid x \text{ is in } \{a, b\}^*, \text{ and } x \text{ is of odd length if and only if it ends with } b \}$
- $\{ x \mid x \text{ is in } \{a, b\}^*, \text{ and } abb \text{ is not a substring of } x \}$
- $\{ x\#y \mid x \text{ is in } \{a, b\}^*, \text{ and } y \text{ is a permutation of } x \}$
- $\{ a^ib^ic^id^i \mid i \text{ is a natural number} \}$
- $\{ a^i_1\#a^i_2\#a^i_3\#\dots\#a^i_n \mid n \geq 2 \text{ and } i_j = i_k \text{ for some } 1 \leq j < k \leq n \}$
- $\{ aba^2b^2a^3b^3 \dots a^nb^n \mid n \text{ is a natural number} \}$

1.2.10

For each of the following conditions show how, from any arbitrary given pair of grammars $G_1 = \langle N_1, \Sigma_1, P_1, S_1 \rangle$ and $G_2 = \langle N_2, \Sigma_2, P_2, S_2 \rangle$, a grammar $G_3 = \langle N_3, \Sigma_3, P_3, S_3 \rangle$ that satisfies the condition can be constructed.

- $L(G_3) = \{ w \mid w^{\text{rev}} \text{ is in } L(G_1) \}$
- $L(G_3) = L(G_1) \cup L(G_2)$

- c. $L(G_3) = L(G_1)L(G_2)$
- d. $L(G_3) = (L(G_1))^*$
- e. $L(G_3) = L(G_1) \hat{\cap} L(G_2)$

1.2.11

Show that from each grammar $G_1 = \langle N, \Sigma, P_1, S \rangle$ a two-nonterminal- symbols grammar $G_2 = \langle \{S, A\}, \Sigma, P_2, S \rangle$ can be constructed such that $L(G_1) = L(G_2)$.

1.2.12

Give the leftmost derivation and a nonleftmost derivation for the string abbabb in the grammar of Exercise [1.2.5](#).

1.2.13

For each of the following cases find all the possible grammars G that satisfy the case, where $G = \langle N, \Sigma, P, S \rangle$ with $N = \{S\}$, $\Sigma = \{a, b\}$, and P being a subset of $\{S \rightarrow \epsilon, S \rightarrow abAS, S \rightarrow ab, bA \rightarrow aS\}$.

- a. G is a Type 3 grammar.
- b. G is a Type 2 grammar, but not of Type 3.
- c. G is a Type 1 grammar, but not of Type 2.

1.3.1

Consider the program P in Figure [1.E.1](#)(a). What are the outputs of P on input "2, 2"? On input "3, 2"?

```

sum1 := 0
sum2 := 0
do
  if eof then accept
  do
    read x
    sum1 := sum1 + x
  or
    read x
    write x
    sum2 := sum2 + x
  until sum1  $\neq$  sum2
until false

```

(a)

```

x := ?
write x
do
  if eof then accept
  read y
until x  $\neq$  y

```

(b)

Figure 1.E.1

1.3.2

Consider the program P in Figure 1.E.1(b). Assume that P has the domain of variables $\{0, 1, 2, 3, 4, 5\}$. What are the outputs of P on input "2, 2"? On input "3, 2"?

1.3.3

For each of the following cases write a program that corresponds to the case. Assume that the variables have the set of natural numbers as the domain of the variables, and 0 as an initial value.

- a. The program outputs an input value v such that $v + 2$ does not appear in the input.

Example: On input "1, 4, 2, 3" the program should have an accepting computation with output "3", and an accepting computation with output "4". Moreover, each accepting computation of the program should provide either the output "3" or the output "4".

- b. The program outputs an input value v such that $v + 2$ also appears in the input.

Example: On input "1, 4, 3, 2" the program should have an accepting computation with output "1", and an accepting computation with output "2". Moreover, each accepting computation of the program should provide either the output "1" or the output "2".

- c. The program outputs a value that does not appear exactly twice in the input.

Example: On input "1, 4, 1, 4, 3, 1" the program should have for each $i \neq 4$ an accepting computation with output i (i.e., $i = 0, 1, 2, 3, 5, 6, \dots$). Moreover, each accepting computation of the program should provide one of these outputs.

- d. The program outputs an input value v that appears as the v th value in the input.

Example: On input "3, 2, 1, 2, 5, 3" the program should have an accepting computation with output "2", and an accepting computation with output "5". Moreover, each accepting computation of the program should provide either of these outputs.

- e. The program outputs an input value v that appears exactly v times in the input.

Example: On input "3, 2, 1, 2, 5, 3" the program should have an accepting computation with output "1", and an accepting computation with output "2". Moreover, each accepting computation of the program should provide either of these outputs.

- f. The program accepts exactly those inputs whose values cannot be sorted into a sequence of consecutive numbers.

Example: The program should accept the input "1, 2, 1", and the input "1, 4, 2". On the other hand, the program should reject the input "1, 3, 2".

1.3.4

For each of the following cases write a program that computes the given relation.

- a. $\{ (x, y) \mid \text{There is a value in the domain of the variables that does not appear in } x \text{ and does not appear in } y \}$.

Example: With the domain of variables $\{1, 2, 3, 4, 5, 6\}$ on input "1, 2, 4, 5, 6" the program can have any output that does not contain the value 3.

- b. $\{ (x, y) \mid x \text{ is not empty, and the first value in } x \text{ is equal to the first value in } y \}$.

1.3.5

Let P_1 and P_2 be any two given programs. Find a program P_3 that computes the union $R(P_1) \cup R(P_2)$.

1.3.6

Let P be the program in Example [1.3.13](#). Give the sequence of moves between the configurations of P in the computation of P on input "1, 2, 1" that has the minimal number of moves.

1.4.1

Consider the following problem K_1 .

Domain:

$\{ (a, b) \mid a, b \text{ are natural numbers} \}$.

Question:

What is the value of the natural number c that satisfies the equality $a^2 + b^2 = c^2$?

Find a decision problem K_2 whose solutions are defined at the same instances as for K_1 .

1.4.2

Let K be the following decision problem.

Domain:

$\{ (a, b, c) \mid a, b, c \text{ are natural numbers} \}$.

Question:

Is there a pair of natural numbers x and y such that the equality $ax^2 + by = c$ holds?

- a. Write a program that decides K .
b. Write a program that partially decides K , but does not decide K .

1.4.3

Show that the following problems are partially decidable for Type 0 grammars.

- a. Membership problem
b. Nonemptiness problem

1.4.4

Show that the membership problem is decidable for Type 1 grammars.

1.4.5

Show that the inequivalence problem is partially decidable for Type 1 grammars.

1.4.6

Which of the following statements is correct?

- a. If the emptiness problem is decidable for Type 3 grammars, then it is also decidable for Type 0 grammars.
b. If the emptiness problem is undecidable for Type 3 grammars, then it is also undecidable for Type 0 grammars.
c. If the emptiness problem is decidable for Type 0 grammars, then it is also decidable for

Type 3 grammars.

- d. If the emptiness problem is undecidable for Type 0 grammars, then it is also undecidable for Type 3 grammars.

A *polynomial expression over the natural numbers*, or simply a *polynomial expression* when the natural numbers are understood, is an expression defined recursively in the following manner.

- a. Each natural number is a polynomial expression of degree 0.
- b. Each variable is a polynomial expression of degree 1.
- c. If E_1 and E_2 are polynomial expressions of degree d_1 and d_2 , respectively, then
 - i. $(E_1 + E_2)$ and $(E_1 - E_2)$ are polynomial expressions of degree $\max(d_1, d_2)$.
 - ii. $(E_1 * E_2)$ is a polynomial expression of degree $d_1 + d_2$.

A polynomial is called a *Diophantine polynomial* if it can be represented by a polynomial expression, and its variables are over the natural numbers. *Hilbert's tenth problem* is the problem of determining for any given Diophantine polynomial $Q(x_1, \dots, x_n)$ with variables x_1, \dots, x_n whether or not there exist $\hat{x}_1, \dots, \hat{x}_n$ such that $Q(\hat{x}_1, \dots, \hat{x}_n) = 0$.

A *LOOP program* is a program that consists only of instructions of the form $x \leftarrow 0$, $x \leftarrow y$, $x \leftarrow x + 1$, and **do** x α **end**. The variables can hold only natural numbers. α can be any sequence of instructions. An execution of **do** x α **end** causes the execution of α for a number of times equal to the value of x upon encountering the **do**. Each LOOP program has a distinct set of variables that are initialized to hold the input values. Similarly, each LOOP program has a distinct set of variables, called the output variables, that upon halting hold the output values of the program. Two LOOP programs are said to be *equivalent* if on identical input values they produce the same output values.

1.4.7

The following problems are known to be undecidable. Can you show that they are partially decidable?

- a. Hilbert's tenth problem
- b. The inequivalence problem for LOOP programs

1.5.1

Let Ψ be the set $\{ m \mid m = 2^i \text{ for some integer } i \}$. Show that the problem of multiplication of numbers from Ψ is reducible to the problem of addition of integer numbers.

1.5.2

Show that the nonemptiness problem for programs is reducible to the acceptance problem for programs.

1.5.3

Show that Hilbert's tenth problem is reducible to the nonemptiness problem for programs.

1.5.4

Show that the problem of determining the existence of solutions over the natural numbers for systems of Diophantine equations of the following form is reducible to Hilbert's tenth problem. Each $Q_i(x_1, \dots, x_n)$ is assumed to be a Diophantine polynomial.

$$\begin{array}{rcl} Q_1(x_1, \dots, x_n) & = & 0 \\ & \vdots & \\ Q_m(x_1, \dots, x_n) & = & 0 \end{array}$$

1.5.5

For each of the following cases show that K_1 is reducible to K_2 .

- a. K_1 is the emptiness problem for Type 0 grammars, and K_2 is the equivalence problem for Type 0 grammars.
- b. K_1 is the membership problem for Type 0 grammars, and K_2 is the equivalence problem for Type 0 grammars.

[\[next\]](#) [\[prev\]](#) [\[prev-tail\]](#) [\[front\]](#) [\[up\]](#)

[\[prev\]](#) [\[prev-tail\]](#) [\[tail\]](#) [\[up\]](#)

[Bibliographic Notes](#)

The hierarchy of grammars in Section 1.2 is due to [Chomsky](#) (1959). In the classification [Chomsky](#) (1959) used an equivalent class of grammars, called context-sensitive grammars, instead of the Type 1 grammars. Type 1 grammars are due to [Kuroda](#) (1964). [Harrison](#) (1978) provides an extensive treatment for grammars and formal languages.

Nondeterminism was introduced in [Rabin](#) and [Scott](#) (1959) and applied to programs in [Floyd](#) (1967).

The study of undecidability originated in [Turing](#) (1936) and [Church](#) (1936). Hilbert's tenth problem is due to [Hilbert](#) (1901), and its undecidability to [Matijasevic](#) (1970). LOOP programs and the undecidability of the equivalence problem for them are due to [Ritchie](#) (1963) and [Meyer](#) and [Ritchie](#) (1967).

[\[prev\]](#) [\[prev-tail\]](#) [\[front\]](#) [\[up\]](#)

[\[next\]](#) [\[prev\]](#) [\[prev-tail\]](#) [\[tail\]](#) [\[up\]](#)

Chapter 2 FINITE-MEMORY PROGRAMS

Finite-memory programs are probably one of the simplest classes of programs for which our study would be meaningful. The first section of this chapter motivates the investigation of this class. The second section introduces the mathematical systems of finite-state transducers, and shows that they model the computations of finite-memory programs. The third section provides grammatical characterizations for the languages that finite-memory programs accept, and the fourth section considers the limitations of those programs. The fifth section discusses the importance of closure properties in the design of programs, and their applicability for finite-memory programs. And the last section considers properties that are decidable for finite-memory programs.

2.1 [Motivation](#)

2.2 [Finite-State Transducers](#)

2.3 [Finite-State Automata and Regular Languages](#)

2.4 [Limitations of Finite-Memory Programs](#)

2.5 [Closure Properties for Finite-Memory Programs](#)

2.6 [Decidable Properties for Finite-Memory Programs](#)

[Exercises](#)

[Bibliographic Notes](#)

[\[next\]](#) [\[prev\]](#) [\[prev-tail\]](#) [\[front\]](#) [\[up\]](#)

[\[next\]](#) [\[tail\]](#) [\[up\]](#)

2.1 [Motivation](#)

It is often useful when developing knowledge in a new field to start by considering restricted cases and then gradually expand to the general case. Such an approach allows a gradual increase in the complexity of the argumentation. In particular, it is a quite common strategy in the investigation of infinite systems to start by considering finite subsystems. We take a similar approach here by using programs with finite domains of variables, called *finite-memory programs* or *finite-domain programs*, first.

However, it should be mentioned that finite-memory programs are also important on their own merit. They are applicable in the design and analysis of some common types of computer programs.

For instance, in compilers (i.e., in programs that translate programs written in high-level languages to equivalent programs written in machine languages) the lexical analyzers are basically designed as finite-memory programs. The main task of a lexical analyzer is to scan the given inputs and locate the symbols that belong to each of the tokens.

Example 2.1.1 Let LEXANL be the finite-memory program in Figure [2.1.1\(a\)](#).

```
char := "  "
do
  /* Find the first character of the next token. */
  if char = "  " then
    do
      if eof then accept
      read char
      until char ≠ "  "
    /* Determine the class of the token. */
    charClass := class(char)
  write className(charClass)
  /* Determine the remaining characters of the token. */
  do
    write char
    if eof then accept
    oldCharClass := charClass
    read char
    charClass := M(charClass, char)
  until charClass ≠ oldCharClass
until false
```

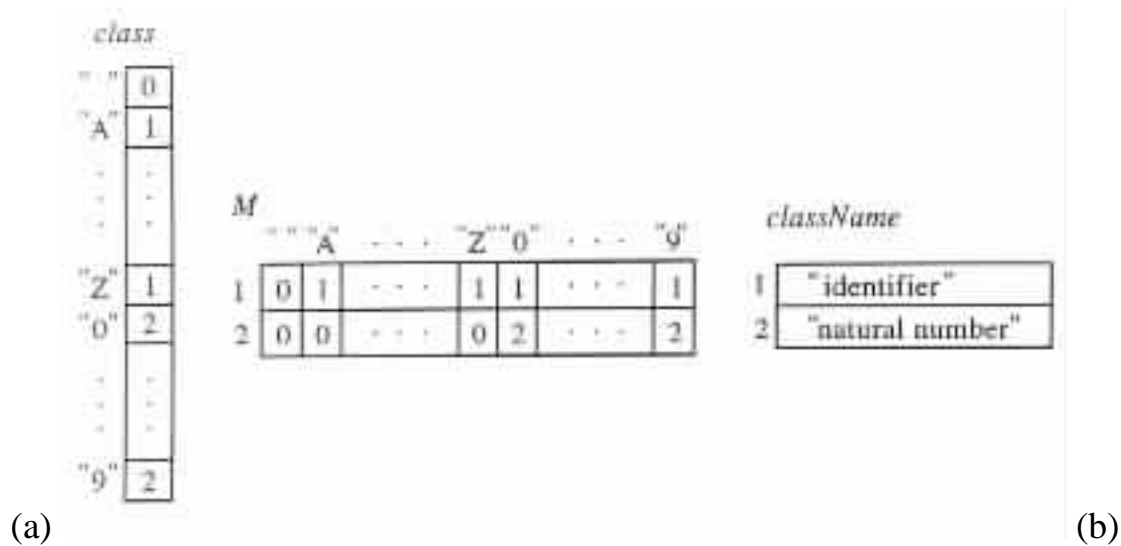


Figure 2.1.1 (a) A lexical analyzer. (b) Tables for the lexical analyzer.

The domain of the variables is assumed to equal { " ", "A", . . . , "Z", "0", . . . , "9", 0, 1, 2}, with " " as initial value. The functions class, className, and M are defined by the tables of Figure 2.1.1(b).

LEXANL is a lexical analyzer that determines the tokens in the given inputs, and classifies them into identifiers and natural numbers. Each identifier is represented by a letter followed by an arbitrary number of letters and digits. Each natural number is represented by one or more digits. Each pair of consecutive tokens, except for a natural number followed by an identifier, must be separated by one or more blanks.

LEXANL can be easily modified to recognize a different class of tokens, by just redefining class, className, and M. □

Protocols for communicating processes are also examples of systems that are frequently designed as finite-memory programs. In such systems, each process is represented by a finite-memory program. Each channel from one process to another is abstracted by an implicit queue, that is, by a first-in-first-out memory. At each instance the queue holds those messages that have been sent through the channel but not received yet. Each sending of a message is represented by the writing of the message to the appropriate channel. Each receiving of a message is represented by the reading of the message from the appropriate channel.

In Section 2.6 it is shown that finite-memory programs have some interesting decidable properties. Such decidable properties make the finite-memory programs also attractive as tools for showing the complexity of some seemingly unrelated problems.

Example 2.1.2 Consider the problem K of deciding the existence of solutions over the natural numbers for systems of linear Diophantine equations, that is, for systems of equations of the following form. The a_j 's and b_i 's are assumed to be integers.

$$\begin{aligned} a_{11}x_1 + \dots + a_{1n}x_n &= b_1 \\ &\vdots \\ a_{m1}x_1 + \dots + a_{mn}x_n &= b_m \end{aligned}$$

No straightforward algorithm seems to be evident for deciding the problem, though one can easily partially decide the problem by exhaustively searching for an assignment to the variables that satisfies the given system.

For each instance I of K , a finite-memory program P_I can be constructed to accept some input if and only if I has a solution over the natural numbers. Consequently, the problem K is reducible to the emptiness problem for finite-memory programs. The decidability of K is then implied by the decidability of the emptiness problem for finite-memory programs (Theorem [2.6.1](#)).

In fact, the proof of Theorem [2.6.1](#) implies that a system I has a solution over the natural numbers if and only if the system has a solution in which the values of x_1, \dots, x_n are no greater than some bound that depends only on the a_{ij} 's, b_i 's, m and n . \square

Computer programs that use no auxiliary memory, except for holding the input and output values, are by definition examples of finite-memory programs. However, such programs can deal with domains of high cardinality (i.e., 2^k for computers with k bits per word), and as a result their designs are generally not affected by the finiteness of their domains. Consequently, such programs should not generally be considered as "natural" finite-memory programs.

[\[next\]](#) [\[front\]](#) [\[up\]](#)

[\[next\]](#) [\[prev\]](#) [\[prev-tail\]](#) [\[tail\]](#) [\[up\]](#)

2.2 [Finite-State Transducers](#)

[Abstracted Finite-Memory Programs](#)

[Finite-State Transducers](#)

[Configurations and Moves of Finite-State Transducers](#)

[Determinism and Nondeterminism in Finite-State Transducers](#)

[Computations of Finite-State Transducers](#)

[Relations and Languages of Finite-State Transducers](#)

[From Finite-State Transducers to Finite-Memory Programs](#)

Central to the investigation of finite-memory programs is the observation that the set of all the states reachable in the computations of each such program is finite. As a result, the computations of each finite-memory program can be characterized by a finite set of states and a finite set of rules for transitions between those states.

[Abstracted Finite-Memory Programs](#)

Specifically, let P be a finite-memory program with m variables x_1, \dots, x_m , and k instruction segments I_1, \dots, I_k . Denote the initial value of the variables of P with Θ .

Each *state* of P is an $(m + 1)$ -tuple $[i, v_1, \dots, v_m]$, where i is an integer between 1 and k , and v_1, \dots, v_m are values from the domain of the variables. Intuitively, a state $[i, v_1, \dots, v_m]$ indicates that the program reached instruction segment I_i with values v_1, \dots, v_m in the variables x_1, \dots, x_m , respectively.

Example 2.2.1 Let P be the program in Figure [2.2.1](#). The domain of the variables is assumed to equal $\{0, 1\}$, and the initial value is assumed to be 0. Let $[i, x, y]$ denote the state of P that corresponds to the i th instruction segment I_i , the value x in x , and the value y in y .

```

x := ?                               /* I1 */
write x                               /* I2 */
do                                    /* I3 */
  do                                  /* I4 */
    read y                            /* I5 */
  until x = y                          /* I6 */
  if eof then accept                  /* I7 */
  do                                   /* I8 */
    x := x - 1                         /* I9 */
  or
    y := y + 1                         /* I10 */
  until x ≠ y                          /* I11 */
until false                           /* I12 */

```

Figure 2.2.1 A finite-memory program with $\{0, 1\}$ as the domain of the variables.

The state $[1, 0, 0]$ indicates that the program reached the first instruction segment with the value 0 in x and y . The state $[5, 1, 0]$ indicates that the program reached the fifth instruction segment with the value 1 in x and the value 0 in y .

From state $[5, 1, 0]$ the program can reach either state $[6, 1, 0]$ or state $[6, 1, 1]$. In the transition from state $[5, 1, 0]$ to state $[6, 1, 0]$ the program reads the value 0 and writes nothing. In the transition from state $[5, 1, 0]$ to state $[6, 1, 1]$ the program reads the value 1 and writes nothing. \square

The computational behavior of P can be abstracted by a formal system $\langle Q, \Sigma, \Delta, \delta, q_0, F \rangle$, which is defined through the algorithm below. In the formal system

- Q** represents the set of states that P can reach.
- δ** represents the set of transitions that P can take between its states.
- Σ** represents the set of input values that P can read.
- Δ** represents the set of output values that P can write.
- q_0** represents the initial state of P .
- F** represents the set of accepting states that P can reach.

The algorithm determines the sets $Q, \Sigma, \Delta, \delta$, and F by conducting a search for the elements of the sets.

Step 1

Initiate Q to the set containing just $q_0 = [1, \odot, \dots, \odot]$, and δ to be an empty set. q_0 is called the *initial state* of P , and δ is called the *transition table* of P .

Step 2

Add the state $p = [j, u_1, \dots, u_m]$ of P to Q , if for some state $q = [i, v_1, \dots, v_m]$ in Q the following condition holds: P can, by executing I_i with values v_1, \dots, v_m in its variables, reach I_j with u_1, \dots, u_m in its variables, respectively.

Step 3

Add $(q, \alpha, (p, \rho))$ to δ , if P , by executing a single instruction segment, can go from state q in Q to state p in Q while reading α and writing ρ . For notational convenience, in what follows $(q, \alpha, (p, \rho))$ will be written as (q, α, p, ρ) . Each tuple in δ is called a *transition rule* of P .

Step 4

Repeat Steps 2 and 3 as long as more states can be added to Q or more transition rules can be added to δ .

Step 5

Initialize Σ, Δ , and F to be empty sets.

Step 6

If (q, α, p, ρ) is a transition rule in δ and $\alpha \neq \epsilon$ then add α to Σ . Similarly, if (q, α, p, ρ) is a transition rule in δ and $\rho \neq \epsilon$, then add ρ to Δ . Each α in Σ is called an *input symbol* of P , and Σ is called the *input alphabet* of P . Similarly, each ρ in Δ is called an *output symbol* of P , and Δ is called the *output alphabet* of P .

Step 7

Insert to F each state $[i, v_1, \dots, v_m]$ in Q for which I_i is a conditional accept instruction. The states in F are called the *accepting*, or the *final*, states of P .

By definition δ is a relation from $Q \times (\Sigma \cup \{\epsilon\})$ to $Q \times (\Delta \cup \{\epsilon\})$. Moreover, the sets Q , Σ , Δ , δ , and F are all finite because the number of instruction segments in P , the number of variables in P , and the domain of the variables of P are all finite.

Example 2.2.2 Assume the notations of Example 2.2.1. The initial state of the program P is $[1, 0, 0]$. By executing the first instruction, the program can move from state $[1, 0, 0]$ and either enter the state $[2, 0, 0]$ or the state $[2, 1, 0]$. In both cases, no input symbol is read and no output symbol is written during the transition between the states. Hence, the transition table δ for P contains the transition rules $([1, 0, 0], \epsilon, [2, 0, 0], \epsilon)$ and $([1, 0, 0], \epsilon, [2, 1, 0], \epsilon)$.

Similarly, by executing its second instruction, the program P must move from state $[2, 1, 0]$ and enter state $[3, 1, 0]$ while reading nothing and writing 1. Hence, δ contains also the transition rule $([2, 1, 0], \epsilon, [3, 1, 0], 1)$.

The number of states in Q is no greater than $12 \times 2 \times 2$. $\{0, 1\}$ is the input and the output alphabet for the program P . $\{[7, 0, 0], [7, 1, 1]\}$ is the set of accepting states for P . \square

Finite-State Transducers

In general, a formal system M consisting of a six-tuple $\langle Q, \Sigma, \Delta, \delta, q_0, F \rangle$ is called a *finite-state transducer* if it satisfies the following conditions.

- Q** is a finite set, whose members are called the *states* of M .
- Σ** is an alphabet, called the *input alphabet* of M . Each symbol in Σ is called an *input symbol* of M .
- Δ** is an alphabet, called the *output alphabet* of M . Each symbol in Δ is called an *output symbol* of M .
- δ** is a relation from $Q \times (\Sigma \cup \{\epsilon\})$ to $Q \times (\Delta \cup \{\epsilon\})$, called the *transition table* of M . Each tuple $(q, \alpha, (p, \beta))$, or simply (q, α, p, β) , in δ is called a *transition rule* of M .
- q_0** is a state in Q , called the *initial state* of M .
- F** is a subset of Q , whose states are called the *accepting*, or the *final*, states of M .

Example 2.2.3 The tuple $M = \langle \{q_0, q_1\}, \{a, b\}, \{1\}, \{(q_0, a, q_1, 1), (q_0, b, q_1, \epsilon), (q_1, b, q_1, 1), (q_1, a, q_0, \epsilon)\}, q_0, \{q_0\} \rangle$ is a finite-state transducer. The finite-state transducer has the states q_0 and q_1 . The input alphabet of M consists of two symbols a and b . The output alphabet of M consists of a single symbol 1 . The finite-state transducer M has four transition rules. q_0 is the initial state of M , and the only accepting state of M .

The transition rule $(q_0, a, q_1, 1)$ of M uses the input symbol a and the output symbol 1 . The transition rule (q_1, a, q_0, ϵ) of M uses the input symbol a and no output symbol. \square

Each finite-state transducer $\langle Q, \Sigma, \Delta, \delta, q_0, F \rangle$ can be graphically represented by a *transition diagram* of the following form. For each state in Q the transition diagram has a corresponding node, which is shown by a circle. The initial state is identified by an arrow from nowhere that points to the corresponding node. Each accepting state is identified by a double circle. Each transition rule (q, α, p, β) in δ is represented by an edge labeled with α/β , from the node labeled by state q to the node labeled by state p . For notational convenience edges that agree in their origin and destination are merged, and their labels are separated by commas.

Example 2.2.4 The transition diagram in Figure 2.2.2

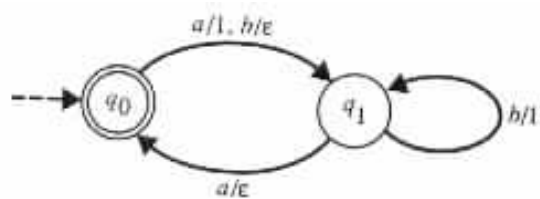


Figure 2.2.2 Transition diagram of a finite-state transducer.

represents the finite-state transducer M of Example 2.2.3. The label $a/1$ on the edge from state q_0 to state q_1 in the transition diagram corresponds to the transition rule $(q_0, a, q_1, 1)$ of M . The label b/ϵ on the edge from state q_0 to state q_1 corresponds to the transition rule (q_0, b, q_1, ϵ) . The label $b/1$ on the edge from state q_1 to itself corresponds to the transition rule $(q_1, b, q_1, 1)$. \square

Example 2.2.5 The transition diagram in Figure 2.2.3

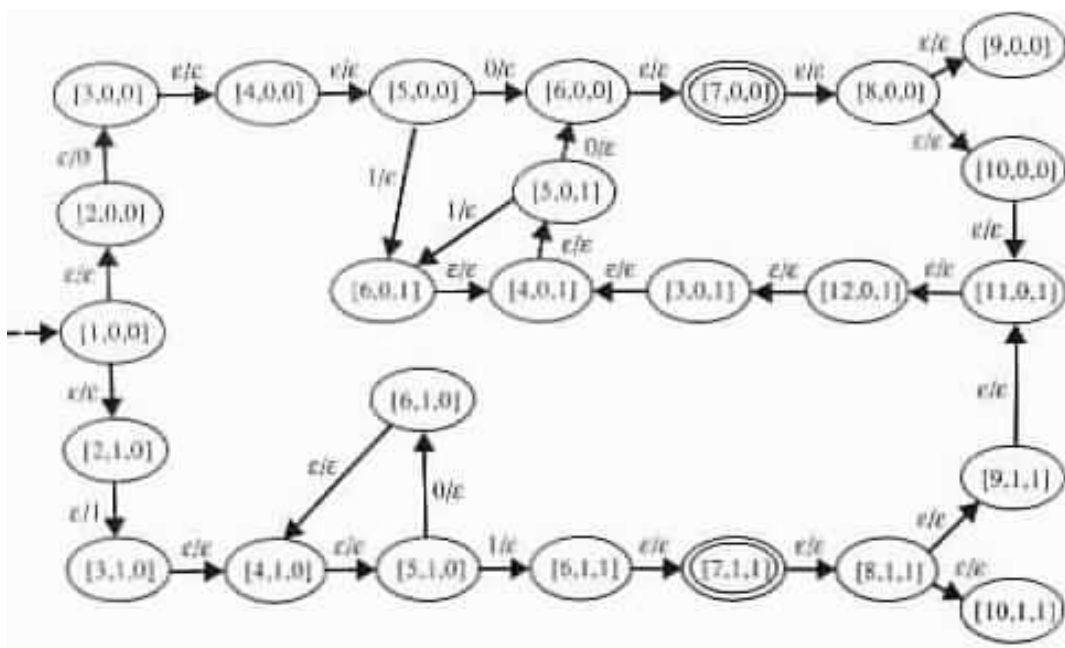


Figure 2.2.3 Transition diagram for the program of Figure 2.2.1.

represents the finite-state transducer that characterizes the program of Example 2.2.1. \square

Configurations and Moves of Finite-State Transducers

Intuitively, a finite-state transducer $M = \langle Q, \Sigma, \Delta, \delta, q_0, F \rangle$ can be viewed as an abstract computing machine. The computing machine consists of a *finite-state control*, an *input tape*, a *read-only input head*, an *output tape*, and a *write-only output head* (see Figure 2.2.4).

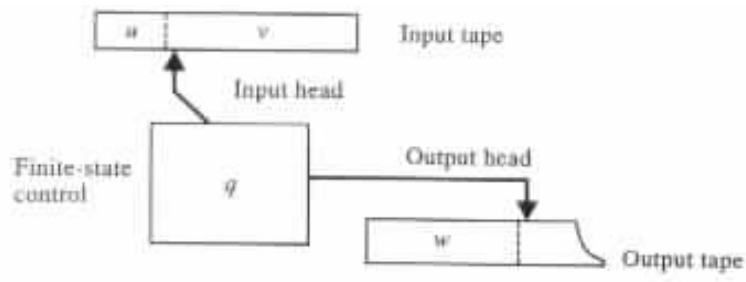


Figure 2.2.4 A view of a finite-state transducer as an abstract computing machine.

Each tape is divided into cells, which can each hold exactly one symbol.

The input tape is used for holding the input uv of M . The input head is used for accessing the input tape. The output tape is used for holding the output w of M , and the output head is used for accessing the output tape. The finite-state control is used for recording the state of M .

On each input $a_1 \dots a_n$ from Σ^* , the computing machine M has some set of possible configurations. Each *configuration*, or *instantaneous description*, of M is a pair (uqv, w) , where q is a state in Q , $uv = a_1 \dots a_n$, and w is a string in Δ^* . Intuitively, a configuration (uqv, w) says that M on input uv reached state q after reading u and writing w . With no loss of generality it is assumed that Q and Σ are mutually disjoint.

Example 2.2.6 Let M be the finite-state transducer of Example 2.2.3 (see Figure 2.2.2). The configuration $(aabq_1ba, 1)$ of M says that M reached the state q_1 after reading $u = aab$ from the input tape and writing $w = 1$ into the output tape. In addition, the configuration says that $v = ba$ is the remainder of the input (see Figure 2.2.5(a)).

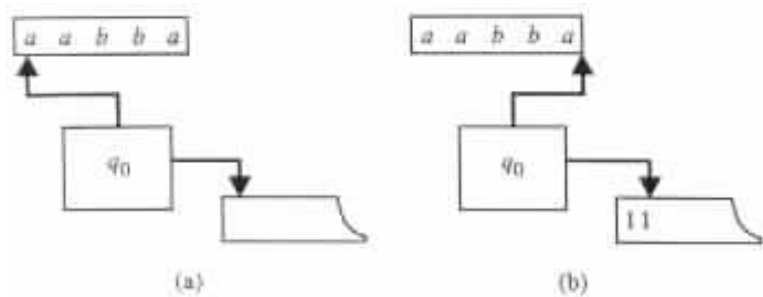


Figure 2.2.5 Configurations of the finite-state transducer of Figure 2.2.2.

The configuration (q_0aabba, ϵ) of M says that M reached the state q_0 after reading nothing (i.e., $u = \epsilon$) from the input tape and writing nothing (i.e., $w = \epsilon$) into the output tape. In addition, the configuration says that $v = aabba$ is the input to be consumed (see Figure 2.2.5(b)).

The configuration $(aabbaq_0, 1)$ of M says that M reached state q_0 after reading all the input (i.e., $v = \epsilon$) and writing $w = 11$. In addition, the configuration says that the input that has been read is $u = aabba$. \square

A configuration (uqv, w) of M is said to be an *initial configuration* if $q = q_0$ and $u = w = \epsilon$. An initial configuration says that the input head is placed at the start (leftmost position) of the input, the output tape is empty, and the finite-state control is set to the initial state.

A configuration (uqv, w) of M is said to be an *accepting configuration* if $v = \epsilon$ and q is an accepting state in F . An accepting configuration says that M reached an accepting state after reading all the input.

Example 2.2.7 The finite-state transducer M of Example 2.2.3 (see Figure 2.2.2) has the initial configuration (q_0aabba, ϵ) , and the accepting configuration $(aabbaq_0, 11)$ on input $aabba$ (see Figure 2.2.5(a) and Figure 2.2.5(b), respectively).

$(aabbaq_0, \epsilon)$ and $(aabbaq_0, 111)$ are also accepting configurations of M on input $aabba$. On the other hand, (q_0aabba, ϵ) is the only initial configuration of M on input $aabba$. \square

The transition rules of M are used for defining the possible moves of M . Each move uses some transition rule. A *move* on transition rule (q, α, p, β) consists of changing the state of the finite-state control from q to p , of reading α from the input tape, of writing β to the output tape, and of moving the input and the output heads, $|\alpha|$ and $|\beta|$ positions to the right, respectively.

A move of M from configuration C_1 to configuration C_2 is denoted $C_1 \vdash_M C_2$, or simply $C_1 \vdash C_2$ if M is understood. A sequence of zero or more moves of M from configuration C_1 to configuration C_2 is denoted $C_1 \vdash_M^* C_2$, or simply $C_1 \vdash^* C_2$, if M is understood.

Example 2.2.8 Let M be the finite-state transducer of Example 2.2.3 (see Figure 2.2.2). On input $aabba$, M can have the following sequence $(q_0aabba, \epsilon) \vdash^* (aabbaq_0, 11)$ of moves between configurations (see Figure 2.2.6):

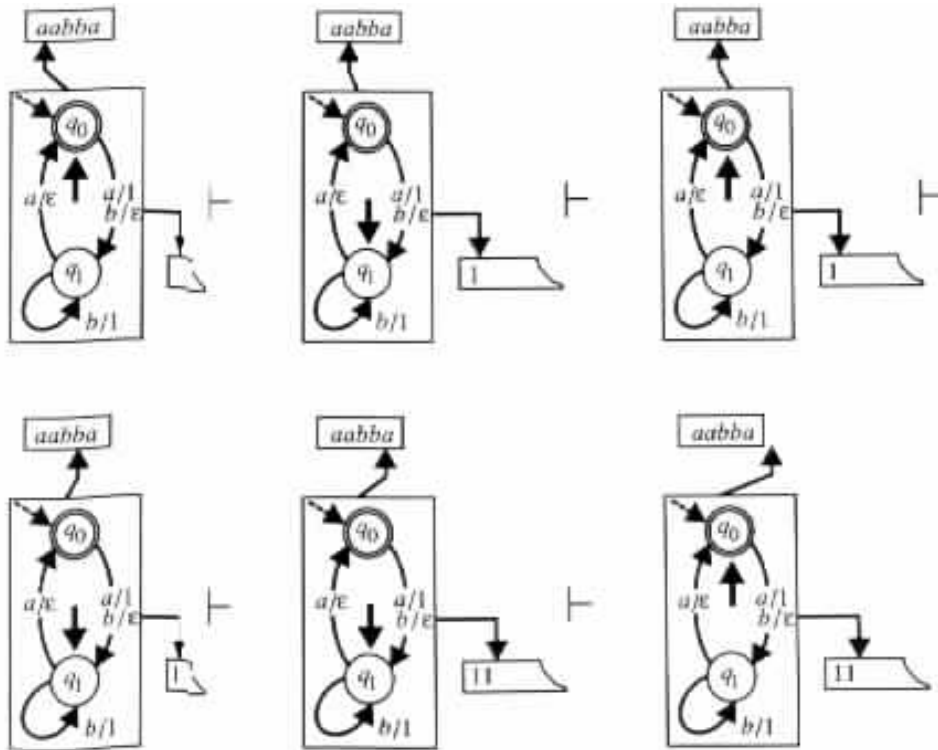


Figure 2.2.6 Sequence of moves between configurations of a finite-state transducer.

$(q_0aabba, \epsilon) \vdash (aq_1abba, 1) \vdash (aaq_0bba, 1) \vdash (aabq_1ba, 1) \vdash (aabbq_1a, 11) \vdash (aabbaq_0, 11)$.

The sequence consists of five moves. It starts with a move $(q_0aabba, \epsilon) \vdash (aq_1abba, 1)$ on the first transition rule $(q_0, a, q_1, 1)$ of

M. During the move, M makes a transition from state q_0 to state q_1 while reading a and writing 1.

The second move $(aq_1abba, 1) \vdash (aaq_0bba, 1)$ is on the fourth transition rule (q_1, a, q_0, ϵ) of M. During the move, M makes a transition from state q_1 to state q_0 while reading a and writing nothing.

The sequence continues by a move on the second transition rule (q_0, b, q_1, ϵ) , followed by a move on the third transition rule $(q_1, b, q_1, 1)$, and it terminates after an additional move on the fourth transition rule (q_1, a, q_0, ϵ) .

The sequence of moves is the only one that can start at the initial configuration and end at an accepting configuration for the input aabba. \square

By definition, $|\alpha| = 0$ or $|\alpha| = 1$ in each transition rule (q, α, p, β) . $|\alpha| = 0$ if no input symbol is read during the moves that use the transition rule (i.e., $\alpha = \epsilon$), and $|\alpha| = 1$ if exactly one input symbol is read during the moves. Similarly, $|\beta| = 0$ or $|\beta| = 1$, depending on whether nothing is written during the moves or exactly one symbol is written, respectively.

Determinism and Nondeterminism in Finite-State Transducers

A finite-state transducer $M = \langle Q, \Sigma, \Delta, \delta, q_0, F \rangle$ is said to be *deterministic* if, for each state q in Q and each input symbol a in Σ , the union $\delta(q, a) \cup \delta(q, \epsilon)$ is a multiset that contains at most one element.

Intuitively, M is deterministic if each state of M fully determines whether an input symbol is to be read on a move from the state, and the state together with the input to be consumed in the move fully determine the transition rule to be used.

A finite-state transducer is said to be *nondeterministic* if the previous conditions do not hold.

Example 2.2.9 The finite-state transducer M_1 , whose transition diagram is given in Figure 2.2.2, is deterministic. In each of its moves M_1 reads an input symbol. The transition rule to be used in each move is uniquely determined by the state and the input symbol being read.

If M_1 reads the input symbol a in the move from state q_0 , then M_1 must use the transition rule $(q_0, a, q_1, 1)$ in the move. If M_1 reads the input symbol b in the move from state q_0 then M_1 must use the transition rule (q_0, b, q_1, ϵ) in the move.

On the other hand, consider the finite-state transducer M_2 , which satisfies $M_2 = \langle Q, \Sigma, \Delta, \delta, q_0, F \rangle$ for $Q = \{q_0, q_1, q_2, q_3\}$, $\Sigma = \{a, b\}$, $\Delta = \{a, b\}$, $\delta = \{(q_0, a, q_1, a), (q_1, \epsilon, q_2, a), (q_2, \epsilon, q_1, b), (q_2, b, q_0, \epsilon), (q_2, b, q_3, a)\}$, and $F = \{q_3\}$. The transition diagram of M_2 is given in Figure 2.2.7.

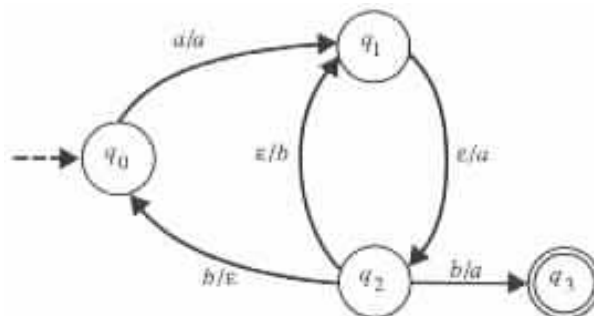


Figure 2.2.7 A nondeterministic Turing transducer.

M_2 is a nondeterministic finite-state transducer.

On moving from state q_0 , the finite-state transducer M_2 must read an input symbol. On moving from state q_1 , the finite-state transducer M_2 does not read an input symbol. The transition rules that M_2 can use on moving from states q_0 and q_1 are uniquely determined by the states, and, therefore, these states are not the source for the nondeterminism of M_2 .

The source for the nondeterminism of M_2 is in the transition rules that originate at state q_2 . The transition rules do not determine whether M_2 has to read a symbol in moving from state q_2 , nor do they specify which of the transition rules is to be used on the moves that read the symbol b. \square

[Computations of Finite-State Transducers](#)

The computations of the finite-state transducers are defined in a manner similar to that for the programs. An *accepting computation* of a finite-state transducer M is a sequence of moves of M that starts at an initial configuration and ends at an accepting configuration. A *nonaccepting*, or *rejecting*, *computation* of M is a sequence of moves on an input x for which the following conditions hold.

- a. The sequence starts from the initial configuration of M on x .
- b. If the sequence is finite, then it ends at a configuration from which no move is possible.
- c. M has no accepting computation on x .

Each accepting computation and each nonaccepting computation of M is said to be a *computation* of M .

A computation is said to be a *halting computation* if it consists of a finite number of moves.

Example 2.2.10 Let M be the finite-state transducer of Example [2.2.3](#) (see Figure [2.2.2](#)). On input $aabba$ the finite-state transducer M has a computation that is given by the sequence of moves in Example [2.2.8](#) (see Figure [2.2.6](#)). The computation is an accepting one.

Alternatively, on input aab the finite-state transducer M has the following sequence of moves: $(q_0aab, \epsilon) \vdash (aq_1ab, 1) \vdash (aaq_0b, 1) \vdash (aabq_1, 1)$. This sequence is the only one possible from the initial configuration of M on input abb ; it is a nonaccepting computation of M .

The two computations in the example are halting computations of M . \square

By definition, on inputs that are accepted by a finite-state transducer the finite-state transducer may have also executable sequences of transition rules which are not considered to be computations.

Example 2.2.11 Consider the finite-state transducer M whose transition diagram is given in Figure [2.2.7](#). On input ab , M has the accepting computation that moves along the sequence of states q_0, q_1, q_2, q_3 . Similarly, on input ab , M also has an accepting computation that moves along the sequence of states $q_0, q_1, q_2, q_1, q_2, q_3$. However, on input ab across the states q_0, q_1, q_2, q_0 , M 's sequence of moves is not a computation of M .

On input a the finite-state transducer has only one computation. The computation is a nonhalting computation that goes along the sequence of states $q_0, q_1, q_2, q_1, q_2, \dots$. On the other hand, on input aba the Turing transducer has infinitely many halting computations and infinitely many nonhalting computations. All the computations on input aba are nonaccepting computations.

The halting computations of M on input aba consume just the prefix ab of M and move through the sequences $q_0, q_1, q_2, q_1, q_2, \dots, q_1, q_2, q_3$ of states. The nonhalting computations of M on input aba consume the input until its end and move through the sequences $q_0, q_1, q_2, q_1, q_2, \dots, q_1, q_2, q_0, q_1, q_2, q_1, q_2, \dots$ of states. \square

By definition, each move in each computation must be on a transition rule that allows the computation to eventually read all the input and thereafter reach an accepting state. Whenever more than one such alternative exists in the set of feasible transition rules, any of these alternatives can be chosen. Similarly, whenever none of the feasible transition rules satisfy the conditions above, then any of these transition rules can be chosen. This fact suggests that we view the computations of the finite-state transducers as being executed by imaginary agents with magical power.

An input x is said to be *accepted*, or *recognized*, by a finite-state transducer M if M has an accepting computation on x . An accepting computation that terminates in an accepting configuration (xq_f, y) is said to have an *output* y . The output of a nonaccepting computation is assumed to be undefined.

A finite-state transducer M is said to have an *output* y on input x if it has an accepting computation on x with output y . M is said to *halt* on x if all the computations of M on input x are halting computations.

Example 2.2.12 The finite-state transducer M whose transition diagram is given in Figure 2.2.8

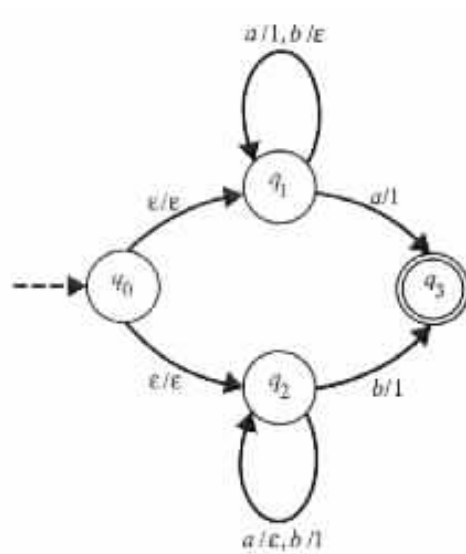


Figure 2.2.8 A nondeterministic finite-state transducer.

has, on input $baabb$, a sequence of moves that goes through the states $q_0, q_1, q_1, q_1, q_1, q_1$; a sequence of moves that goes through the states $q_0, q_2, q_2, q_2, q_2, q_2$; and a sequence of moves that goes through the states $q_0, q_2, q_2, q_2, q_2, q_3$. The sequence of moves that goes through the states $q_0, q_2, q_2, q_2, q_2, q_3$ is the only computation of M on input $baabb$. The computation is an accepting computation that provides the output 111 .

M accepts all inputs. However, the finite-state transducer of Example 2.2.11 accepts exactly those inputs that have the form $ababa \dots bab$. \square

As in the case of programs, the semantics of the finite-state transducers are characterized by their computations. Consequently, the behavior of these transducers are labeled with respect to their computations.

For instance, a finite-state transducer M is said to *move* from configuration C_1 to configuration C_2 on x if C_2 follows C_1 in the considered computation of M on x . Similarly, M is said to *read* α from its input if α is consumed from the input in the considered computation of M .

Example 2.2.13 The finite-state transducer whose transition diagram is given in Figure 2.2.8 on input baabb starts its computation with a move that takes M from state q_0 to state q_2 . M then makes four moves, which consume baab and leave M in state q_2 . Finally, M moves from state q_2 to state q_3 while reading b . \square

Relations and Languages of Finite-State Transducers

The relation *computed* by a finite-state transducer $M = \langle Q, \Sigma, \Delta, \delta, q_0, F \rangle$, denoted $R(M)$, is the set $\{ (x, y) \mid (q_0x, \epsilon) \vdash^* (xq_f, y) \text{ for some } q_f \text{ in } F \}$. That is, the relation computed by M is the set of all the pairs (x, y) such that M has an accepting computation on input x with output y .

The language *accepted*, or *recognized*, by M , denoted $L(M)$, is the set of all the inputs that M accepts, that is, the set $\{ x \mid (x, y) \text{ is in } R(M) \text{ for some } y \}$. The language is said to be *decided* by M if, in addition, M halts on all inputs, that is, on all x in Σ^* .

The language *generated* by M is the set of all the outputs that M has on its inputs, that is, the set $\{ y \mid (x, y) \text{ is in } R(M) \text{ for some } x \}$.

Example 2.2.14 The nondeterministic finite-state transducer M whose transition diagram is given in Figure 2.2.8 computes the relation $R(M) = \{ (x, 1^i) \mid x \text{ is in } \{a, b\}^*, i = \text{number of } a\text{'s in } x \text{ if the last symbol in } x \text{ is } a, \text{ and } i = \text{number of } b\text{'s in } x \text{ if the last symbol in } x \text{ is } b \}$. The finite-state automaton M accepts the language $L(M) = \{a, b\}^*$. \square

Example 2.2.15 The nondeterministic finite-state transducer M whose transition diagram is given in Figure 2.2.9

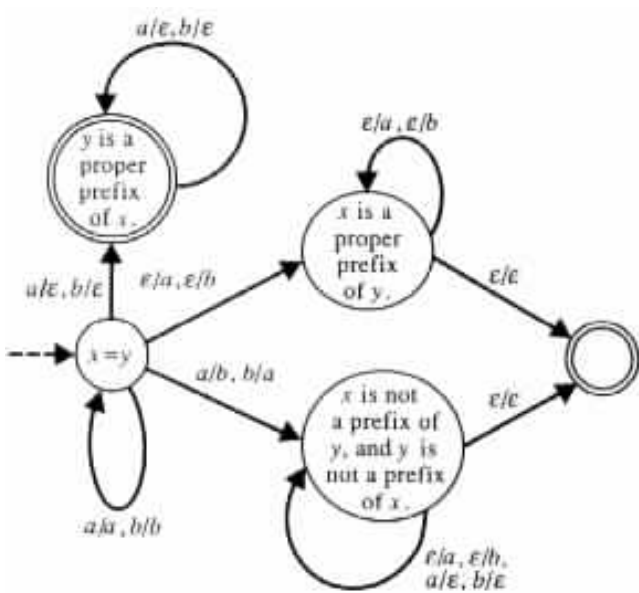


Figure 2.2.9 A finite-state transducer that computes the relation $R(M) = \{ (x, y) \mid x \text{ and } y \text{ are in } \{a, b\}^*, \text{ and } y \neq x \}$.

computes the relation $R(M) = \{ (x, y) \mid x \text{ and } y \text{ are in } \{a, b\}^*, \text{ and } y \neq x \}$.

As long as M is in its initial state " $x = y$ " the output of M is equal to the portion of the input consumed so far.

If M wants to provide an output that is a proper prefix of its input, then upon reaching the end of the output, M must move from the initial state to state "y is proper prefix of x."

If M wants its input to be a proper prefix of its output, then M must move to state "x is a proper prefix of y" upon reaching the end of the input.

Otherwise, at some nondeterministically chosen instance of the computation, M must move to state "x is not a prefix of y, and y is not a prefix of x," to create a discrepancy between a pair of corresponding input and output symbols. \square

[From Finite-State Transducers to Finite-Memory Programs](#)

The previous discussion shows us that there is an algorithm that translates any given finite-memory program into an equivalent finite-state transducer, that is, into a finite-state transducer that computes the same relation as the program. Conversely, there is also an algorithm that derives an equivalent finite-memory program from any given finite-state transducer. The program can be a "table-driven" program that simulates a given finite-state transducer $M = \langle Q, \Sigma, \Delta, \delta, q_0, F \rangle$ in the manner described in Figure [2.2.10](#).

```
state := q0
do
  /* Accept if an accepting state of M is reached at the end of the
  input.
  */
  if F(state) then
    if eof then accept
  /* Nondeterministically find the entries of the transition rule
  (q, a, p, b) used in the next simulated move.
  do in := e or read in until true
  next_state := ?
  out := ?
  if not δ(state, in, next_state, out) then reject
  /* Simulate the move.
  if out ≠ e then
    write out
  state := next_state
until false
```

Figure 2.2.10 A table-driven finite-memory program for simulating a finite-state transducer.

The program uses a variable `state` for recording M 's state in a given move, a variable `in` for recording the input M consumes in a given move, a variable `next_state` for recording the state M enters in a given move, and a variable `out` for recording the output M writes in a given move.

The program starts a simulation of M by initializing the variable `state` to the initial state q_0 of M . Then M enters an infinite loop.

The program starts each iteration of the loop by checking whether an accepting state of M has been reached at the end of the input. If such is the case, the program halts in an accepting configuration. Otherwise, the program simulates a single move of M . The predicate F is used to determine whether `state` holds an accepting state.

The simulation of each move of M is done in a nondeterministic manner. The program guesses the value for variable `in` that has to be read in the simulated move, the state for variable `next_state` that M enters in the simulated move, and the value for variable `out` that the program writes in the simulated move. Then the program uses the predicate δ to verify that the guessed values are appropriate and continues according to the outcome of the verification.

The domain of the variables of the program is assumed to equal $Q \cup \Sigma \cup \Delta \cup \{e\}$, where e is assumed to be a new symbol not in $Q \cup \Sigma \cup \Delta$, used for denoting the empty string ϵ .

In the table-driven program, F is a predicate that assumes a true value when, and only when, its parameter is an accepting state. Similarly, δ is a predicate that assumes a true value when, and only when, its entries correspond to a transition rule of M .

The programs that correspond to different finite-state transducers differ in the domains of their variables and in the truth assignments for the predicates F and δ .

The algorithm can be easily modified to give a deterministic finite-memory program whenever the finite-state transducer M is deterministic.

Example 2.2.16 For the finite-state transducer M of Figure 2.2.11(a),

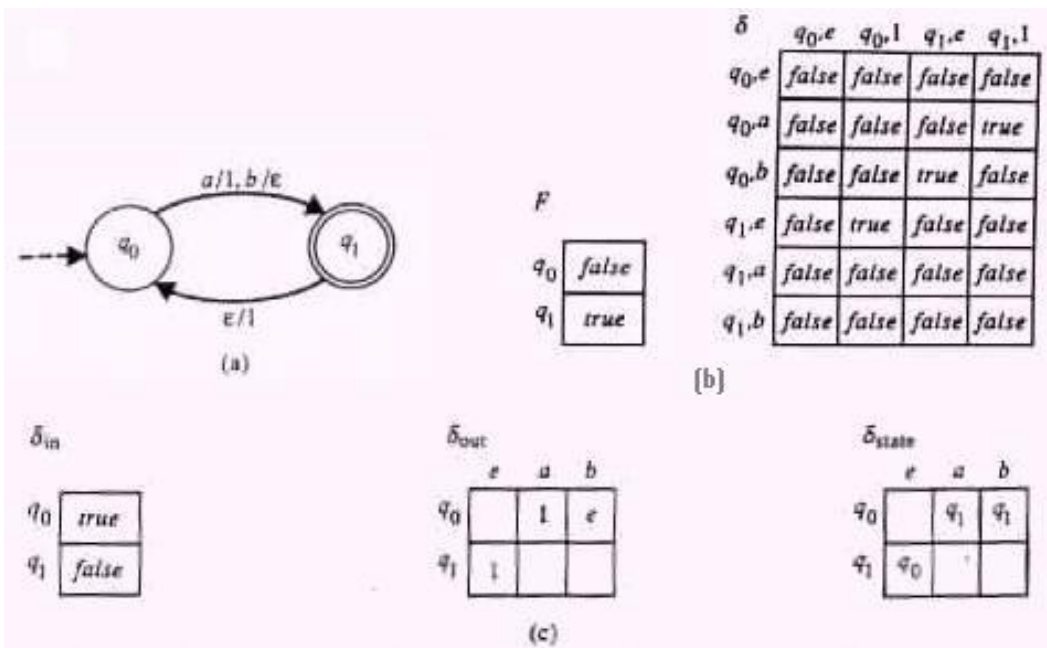


Figure 2.2.11 (a) A finite-state transducer M . (b) Tables for a table-driven program that simulates M . (c) Tables for a deterministic table-driven program that simulates M .

the program in Figure 2.2.10 has the domain of variables $\{a, b, 1, q_0, q_1, e\}$. The truth values of the predicates F and δ are defined by the corresponding tables of Figure 2.2.11(b).

The program also allows that for F and δ there are parameters that differ from those specified in the tables. On such parameters the predicates are assumed to be undefined.

The finite-state transducer can be simulated also by the deterministic table-driven program in Figure [2.2.12](#).

```
state := q0
do
  if F(state) then
    if eof then accept
  if not δin(state) then
    in := e
  if δin(state) then
    read in
    next_state := δstate(state, in)
  out := δout(state, in)
  if out ≠ e then
    write out
  state := next_state
until false
```

Figure 2.2.12 A table-driven, deterministic finite-memory program for simulating a deterministic finite-state transducer.

F is assumed to be a predicate as before, and δ_{in} , δ_{out} , and δ_{state} are assumed to be defined by the corresponding tables in Figure [2.2.11](#)(c).

The predicate δ_{in} determines whether an input symbol is to be read on moving from a given state. The function δ_{out} determines the output to be written in each simulated move, and δ_{state} determines the state to be reached in each simulated state.

The deterministic finite-state transducer can be simulated also by a non-table-driven finite-memory program of the form shown in Figure [2.2.13](#).

```
state := q0
do
  if state = q0 then
    do
      read in
      if in = a then
        do
          state := q1
          out := 1
          write out
          until true
        if in = b then
          state := q1
      until true
    if state = q1 then
```



```
do
  if eof then accept
  state := q0
  out := 1
  write out
until true
until false
```

Figure 2.2.13 A non-table-driven deterministic finite-memory program that simulates the deterministic finite-state transducer of Figure 2.2.11(a).

In such a case, through conditional if instructions, the program explicitly records the effect of F , δ_{in} , δ_{out} , and δ_{state} . \square

It follows that the finite-state transducers characterize the finite-memory programs, and so they can be used for designing and analyzing finite-memory programs. As a result, the study conducted below for finite-state transducers applies also for finite-memory programs.

Finite-state transducers offer advantages in

- a. Their straightforward graphic representations, which are in many instances more "natural" than finite-memory programs.
- b. Their succinctness, because finite-state transducers are abstractions that ignore those details irrelevant to the study undertaken.
- c. The close dependency of the outputs on the inputs.

[\[next\]](#) [\[prev\]](#) [\[prev-tail\]](#) [\[front\]](#) [\[up\]](#)

[\[next\]](#) [\[prev\]](#) [\[prev-tail\]](#) [\[tail\]](#) [\[up\]](#)

2.3 Finite-State Automata and Regular Languages

[Finite-State Automata](#)

[Nondeterminism versus Determinism in Finite-State Automata](#)

[Finite-State Automata and Type 3 Grammars](#)

[Type 3 Grammars and Regular Grammars](#)

[Regular Languages and Regular Expressions](#)

The computations of programs are driven by their inputs. The outputs are just the results of the computations, and they have no influence on the course that the computations take. Consequently, it seems that much can be studied about finite-state transducers, or equivalently, about finite-memory programs even when their outputs are ignored. The advantage of conducting a study of such stripped-down finite-state transducers is in the simplified argumentation that they allow.

[Finite-State Automata](#)

A finite-state transducer whose output components are ignored is called a finite-state automaton. Formally, a *finite-state automaton* M is a tuple $\langle Q, \Sigma, \delta, q_0, F \rangle$, where Q , Σ , q_0 , and F are defined as for finite-state transducers, and the transition table δ is a relation from $Q \times (\Sigma \cup \{\epsilon\})$ to Q .

Transition diagrams similar to those used for representing finite-state transducers can also be used to represent finite-state automata. The only difference is that in the case of finite-state automata, an edge that corresponds to a transition rule (p, α, p) is labeled by the string α .

Example 2.3.1 The finite-state automaton that is induced by the finite-state transducer of Figure [2.2.2](#) is $\langle Q, \Sigma, \delta, q_0, F \rangle$, where $Q = \{q_0, q_1\}$, $\Sigma = \{a, b\}$, $\delta = \{(q_0, a, q_1), (q_0, b, q_1), (q_1, b, q_1), (q_1, a, q_0)\}$, and $F = \{q_0\}$.

The transition diagram in Figure [2.3.1](#) represents the finite-state automaton. \square

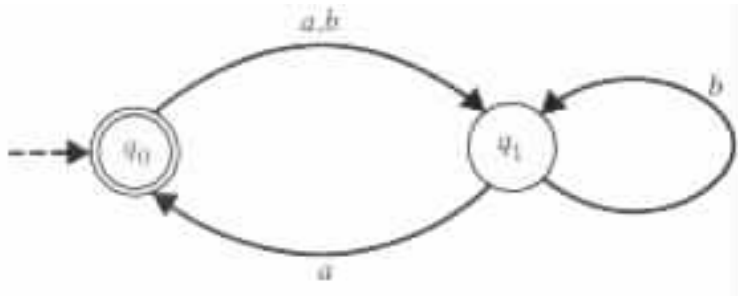


Figure 2.3.1 A finite-state automaton that corresponds to the finite-state transducer of Figure 2.2.2.

The finite-state automaton M is said to be *deterministic* if, for each state q in Q and for each input symbol a in Σ , the union $\delta(q, a) \cup \delta(q, \epsilon)$ is a multiset that contains at most one element. The finite-state automaton is said to be *nondeterministic* if it is not a deterministic finite-state automaton.

A transition rule (q, α, p) of the finite-state automaton is said to be an ϵ transition rule if $\alpha = \epsilon$. A finite-state automaton with no ϵ transition rules is said to be an ϵ -free finite-state automaton.

Example 2.3.2 Consider the finite-state automaton $M_1 = \langle \{q_0, \dots, q_6\}, \{0, 1\}, \{(q_0, 0, q_0), (q_0, \epsilon, q_1), (q_0, \epsilon, q_4), (q_1, 0, q_2), (q_1, 1, q_1), (q_2, 0, q_3), (q_2, 1, q_2), (q_3, 0, q_3), (q_3, 1, q_1), (q_4, 0, q_4), (q_4, 1, q_5), (q_5, 0, q_5), (q_5, 1, q_6), (q_6, 1, q_6), (q_6, 0, q_4)\}, q_0, \{q_0, q_3, q_6\} \rangle$. The transition diagram of M_1 is given in Figure 2.3.2.

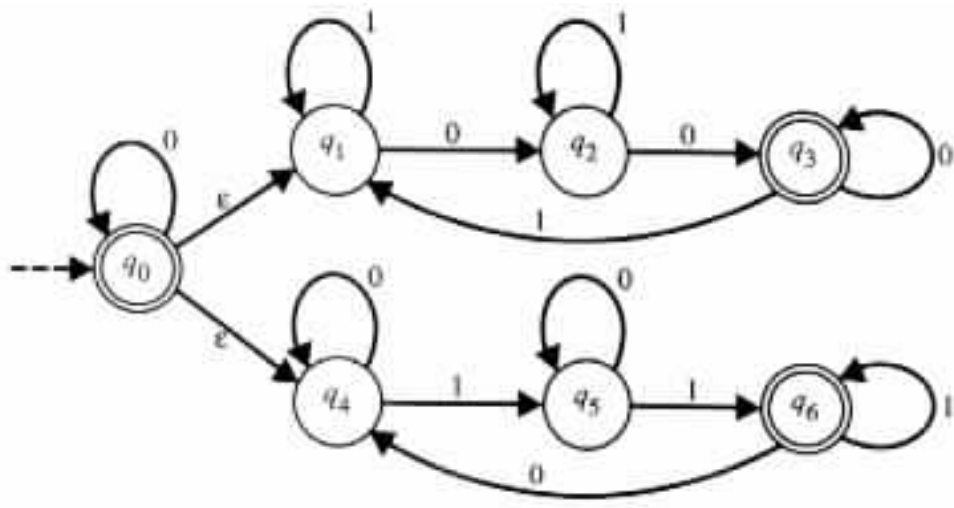


Figure 2.3.2 A nondeterministic finite-state automaton.

M_1 is nondeterministic owing to the transition rules that originate at state q_0 . One of the transition rules

requires that an input value be read, whereas the other two transition rules require that no input value be read. Moreover, M_1 is also nondeterministic when the transition rule $(q_0, 0, q_0)$ is ignored, because M_1 cannot determine locally which of the other transition rules to follow on the moves that originate at state q_0 .

The finite-state automaton M_2 in Figure 2.3.3 is a deterministic finite-state automaton.

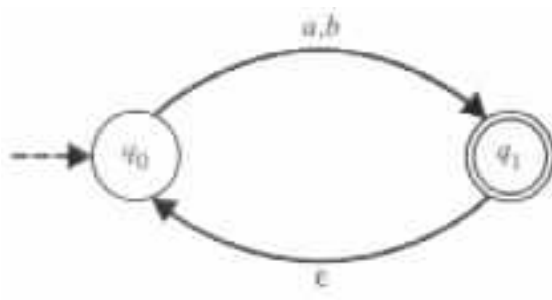


Figure 2.3.3 A deterministic finite-state automaton.

M_1 has two ϵ transition rules, and M_2 has one. \square

A *configuration*, or an *instantaneous description*, of the finite-state automaton is a singleton uqv , where q is a state in Q , and uv is a string in Σ^* . The configuration is said to be an *initial configuration* if $u = \epsilon$ and q is the initial state. The configuration is said to be an *accepting*, or *final, configuration* if $v = \epsilon$ and q is an accepting state. With no loss of generality it is assumed that Q and Σ are mutually disjoint.

Other definitions, like those of $\vdash_M, \vdash, \vdash_M^*, \vdash^*$, and acceptance, recognition, and decidability of a language by a finite-state automaton, are similar to those given for finite-state transducers.

[Nondeterminism versus Determinism in Finite-State Automata](#)

By the following theorem, nondeterminism does not add to the recognition power of finite-state automata, even though it might add to their succinctness. The proof of the theorem provides an algorithm for constructing, from any given n -state finite-state automaton, an equivalent deterministic finite-state automaton of at most 2^n states.

Theorem 2.3.1 If a language is accepted by a finite-state automaton, then it is also decided by a deterministic finite-state automaton that has no ϵ transition rules.

Proof Consider any finite-state automaton $M = \langle Q, \Sigma, \delta, q_0, F \rangle$. Let A_x denote the set of all the states

that M can reach from its initial state q_0 , by the sequences of moves that consume the string x , that is, the set $\{ q \mid q_0x \vdash^* xq \}$. Then an input w is accepted by M if and only if A_w contains an accepting state.

The proof relies on the observation that A_{xa} contains exactly those states that can be reached from the states in A_x , by the sequences of transition rules that consume a , that is, $A_{xa} = \{ p \mid q \text{ is in } A_x, \text{ and } qa \vdash^* ap \}$.

Specifically, if p is a state in A_{xa} , then by definition there is a sequence of transition rules τ_1, \dots, τ_t that takes M from the initial state q_0 to state p while consuming xa . This sequence must have a prefix τ_1, \dots, τ_i that takes M from q_0 to some state q while consuming x (see Figure 2.3.4(a)).

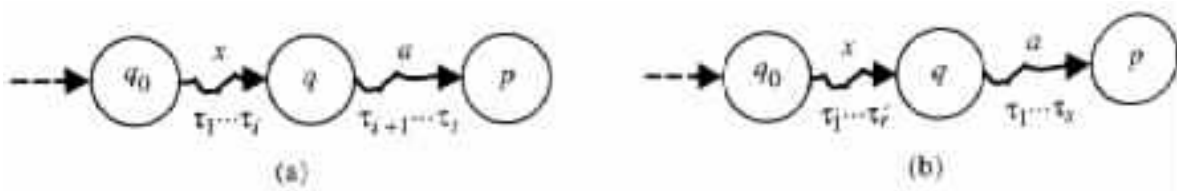


Figure 2.3.4 Sequences of transition rules that consume xa .

Consequently, q is in A_x and the subsequence $\tau_{i+1}, \dots, \tau_t$ of transition rules takes M from state q to state p while consuming a .

On the other hand, if q is in A_x and if p is a state that is reachable from state q by a sequence τ_1, \dots, τ_s of transition rules that consumes a , then the state p is in A_{xa} . In such a case, if τ'_1, \dots, τ'_r is a sequence of transition rules that takes M from the initial state q_0 to state q while consuming x , then M can reach the state p from state q_0 by the sequence $\tau'_1, \dots, \tau'_r, \tau_1, \dots, \tau_s$ of transition rules that consumes xa (see Figure 2.3.4(b)).

As a result, to determine if $a_1 \dots a_n$ is accepted by M , one needs only to follow the sequence $A_\epsilon, A_{a_1}, A_{a_1a_2}, \dots, A_{a_1 \dots a_n}$ of sets of states, where each $A_{a_1 \dots a_{i+1}}$ is uniquely determined from $A_{a_1 \dots a_i}$ and a_{i+1} . Therefore, a deterministic finite-state automaton M' of the following form decides the language that is accepted by M .

The set of states of M' is equal to $\{ A \mid A \text{ is a subset of } Q, \text{ and } A = A_x \text{ for some } x \in \Sigma^* \}$. Since Q is finite, it follows that Q has only a finite number of subsets A , and consequently M' has also only a finite number of states. The initial state of M' is the subset of Q that is equal to A_ϵ . The accepting states of M' are those states of M' that contain at least one accepting state of M . The transition table of M' is the set $\{ (A, a, A') \mid A \text{ and } A' \text{ are states of } M', a \text{ is in } \Sigma, \text{ and } A' \text{ is the set of states that the finite-state automaton } M \text{ can reach by consuming } a \text{ from those states that are in } A \}$.

By definition, M' has no ϵ transition rules. Moreover, M' is deterministic because, for each x in Σ^* and each a in Σ , the set A_{xa} is uniquely defined from the set A_x and the symbol a . \square

Example 2.3.3 Let M be the finite-state automaton whose transition diagram is given in Figure 2.3.2. The transition diagram in Figure 2.3.5

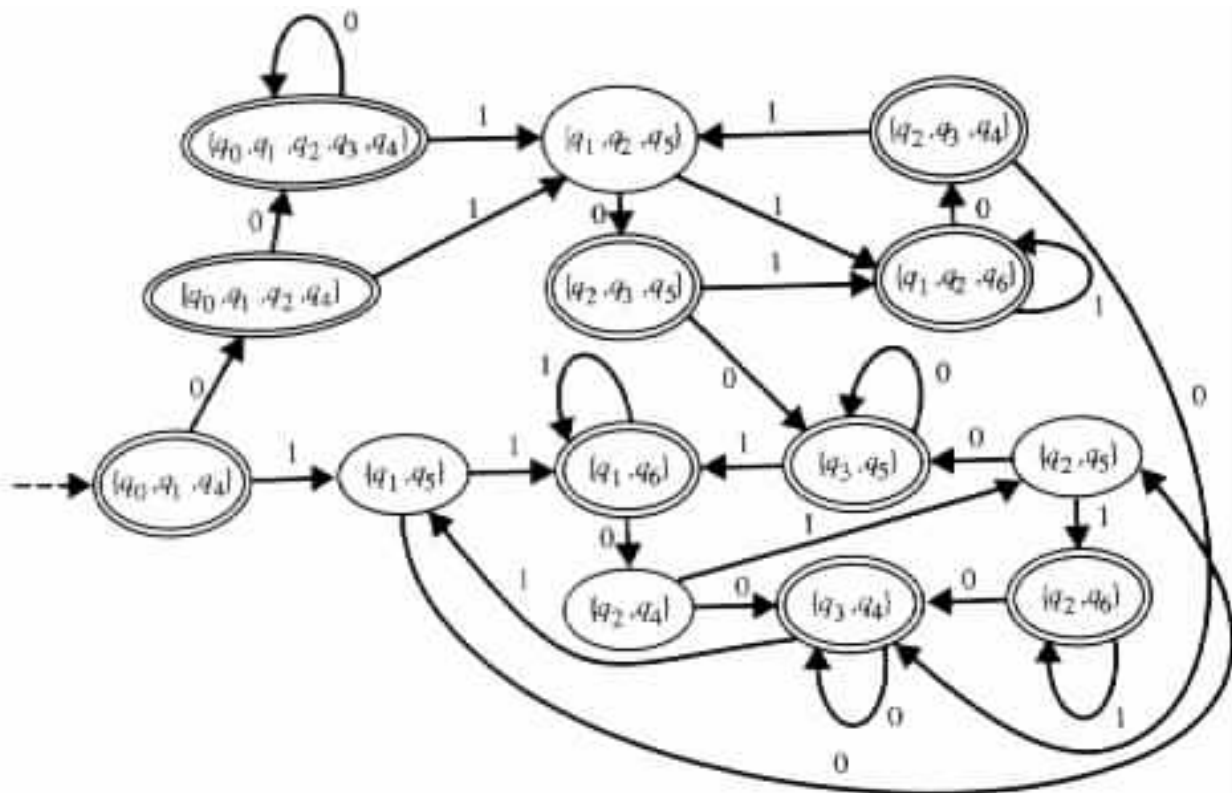


Figure 2.3.5 A transition diagram of an ϵ -free, deterministic finite-state automaton that is equivalent to the finite-state automaton whose transition diagram is given in Figure 2.3.2.

represents an ϵ -free, deterministic finite-state automaton that is equivalent to M . Using the terminology of the proof of Theorem 2.3.1 $A_\epsilon = \{q_0, q_1, q_4\}$, $A_0 = \{q_0, q_1, q_2, q_4\}$, and $A_{00} = A_{000} = \dots = A_{0^k} = \{q_0, q_1, q_2, q_3, q_4\}$.

A_ϵ is the set of all the states that M can reach without reading any input. q_0 is in A_ϵ because it is the initial state of M . q_1 and q_2 are in A_ϵ because M has ϵ transition rules that leave the initial state q_0 and enter states q_1 and q_2 , respectively.

A_0 is the set of all the states that M can reach just by reading 0 from those states that are in A_ϵ . q_0 is in A_0 because q_0 is in A_ϵ and M has the transition rule $(q_0, 0, q_0)$. q_1 is in A_0 because q_0 is in A_ϵ and M can use

the pair $(q_0, 0, q_0)$ and (q_0, ϵ, q_1) of transition rules to reach q_1 from q_0 just by reading 0. q_2 is in A_0 because q_0 is in A_ϵ and M can use the pair (q_0, ϵ, q_1) and $(q_1, 0, q_2)$ of transition rules to reach q_2 from q_0 just by reading 0. \square

The result of the last theorem cannot be generalized to finite-state transducers, because deterministic finite-state transducers can only compute functions, whereas nondeterministic finite-state transducers can also compute relations which are not functions, for example, the relation $\{(a, b), (a, c)\}$. In fact, there are also functions that can be computed by nondeterministic finite-state transducers but that cannot be computed by deterministic finite-state transducers. $R = \{ (x0, 0^{|x|}) \mid x \text{ is a string in } \{0, 1\}^* \} \cup \{ (x1, 1^{|x|}) \mid x \text{ is a string in } \{0, 1\}^* \}$ is an example of such a function. The function cannot be computed by a deterministic finite-state transducer because each deterministic finite-state transducer M satisfies the following condition, which is not shared by the function: if x_1 is a prefix of x_2 and M accepts x_1 and x_2 , then the output of M on input x_1 is a prefix of the output of M on input x_2 (Exercise [2.2.5](#)).

[Finite-State Automata and Type 3 Grammars](#)

The following two results imply that a language is accepted by a finite-state automaton if and only if it is a Type 3 language. The proof of the first result shows how Type 3 grammars can simulate the computations of finite-state automata.

Theorem 2.3.2 Finite-state automata accept only Type 3 languages.

Proof Consider any finite-state automaton $M = \langle Q, \Sigma, \delta, q_0, F \rangle$. By Theorem [2.3.1](#) it can be assumed that M is an ϵ -free, finite-state automaton. With no loss of generality, it can also be assumed that no transition rule takes M to its initial state when that state is an accepting one. (If such is not the case, then one can add a new state q'_0 to Q , make the new state q'_0 both an initial and an accepting state, and add a new transition rule (q'_0, α, q) to δ for each transition rule of the form (q_0, α, q) that is in δ .)

Let $G = \langle N, \Sigma, P, [q_0] \rangle$ be a Type 3 grammar, where N has a nonterminal symbol $[q]$ for each state q in Q and P has the following production rules.

- A production rule of the form $[q] \rightarrow a[p]$ for each transition rule (q, a, p) in the transition table δ .
- A production rule of the form $[q] \rightarrow a$ for each transition rule (q, a, p) in δ such that p is an accepting state in F .
- A production rule of the form $[q_0] \rightarrow \epsilon$ if the initial state q_0 is an accepting state in F .

The grammar G is constructed to simulate the computations of the finite-state automaton M . G records the states of M through the nonterminal symbols. In particular, G uses its start symbol $[q_0]$ to initiate a simulation of M at state q_0 . G uses a production rule of the form $[q] \rightarrow a[p]$ to simulate a move of M from state q to state p . In using such a production rule, G generates the symbol a that M reads in the

corresponding move. G uses a production rule of the form $[q] \rightarrow a$ instead of the production rule of the form $[q] \rightarrow a[p]$, when it wants to terminate a simulation at an accepting state p .

By induction on n it follows that a string $a_1a_2 \dots a_n$ has a derivation in G of the form $[q] \Rightarrow a_1[q_1] \Rightarrow a_1a_2[q_2] \Rightarrow \dots \Rightarrow a_1a_2 \dots a_{n-1}[q_{n-1}] \Rightarrow a_1a_2 \dots a_n$ if and only if M has a sequence of moves of the form $qa_1a_2 \dots a_n \vdash a_1q_1a_2 \dots a_n \vdash a_1a_2q_2a_3 \dots a_n \vdash \dots \vdash a_1 \dots a_{n-1}q_{n-1}a_n \vdash a_1a_2 \dots a_nq_n$ for some accepting state q_n . In particular the correspondence above holds for $q = q_0$. Therefore $L(G) = L(M)$. \square

Example 2.3.4 The finite-state automaton M_1 , whose transition diagram is given in Figure 2.3.6(b),

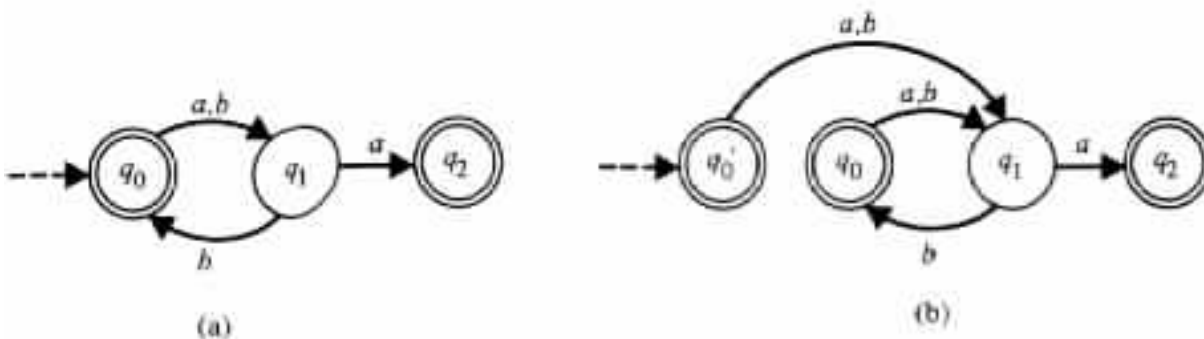


Figure 2.3.6 Two equivalent finite-state automata.

is an ϵ -free, deterministic finite-state automaton. M_1 is not suitable for a direct simulation by a Type 3 grammar because its initial state q_0 is both an accepting state and a destination of a transition rule. Without modifications to M_1 the algorithm that constructs the grammar G will produce the production rule $[q_0] \rightarrow \epsilon$ because q_0 is an accepting state, and the production rule $[q_1] \rightarrow b[q_0]$ because of the transition rule (q_1, b, q_0) . Such a pair of production rules cannot coexist in a Type 3 grammar.

M_1 is equivalent to the finite-state automaton M_2 , whose transition diagram is given in Figure 2.3.6(a). The Type 3 grammar $G = \langle N, \Sigma, P, [q'_0] \rangle$ generates the language $L(M_2)$, if $N = \{[q'_0], [q_0], [q_1], [q_2]\}$, $\Sigma = \{a, b\}$, and P consists of the following production rules.

$$\begin{aligned}
 [q'_0] &\rightarrow \epsilon \\
 &\rightarrow a[q_1] \\
 &\rightarrow b[q_1] \\
 [q_0] &\rightarrow a[q_1] \\
 &\rightarrow b[q_1] \\
 [q_1] &\rightarrow b[q_0] \\
 &\rightarrow b \\
 &\rightarrow a[q_2] \\
 &\rightarrow a
 \end{aligned}$$

The accepting computation $q'_0abaa \vdash aq_1baa \vdash abq_0aa \vdash abaq_1a \vdash abaaq_2$ of M_2 on input $abaa$ is simulated by the derivation $[q'_0] \Rightarrow a[q_1] \Rightarrow ab[q_0] \Rightarrow aba[q_1] \Rightarrow abaa$ of the grammar.

The production rule $[q_1] \rightarrow a[q_2]$ can be eliminated from the grammar without affecting the generated language. \square

The next theorem shows that the converse of Theorem 2.3.2 also holds. The proof shows how finite-state automata can trace the derivations of Type 3 grammars.

Theorem 2.3.3 Each Type 3 language is accepted by a finite-state automaton.

Proof Consider any Type 3 grammar $G = \langle N, \Sigma, P, S \rangle$. The finite-state automaton $M = \langle Q, \Sigma, \delta, q_S, F \rangle$ accepts the language that G generates if $Q, \delta, q_S,$ and F are as defined below.

M has a state q_A in Q for each nonterminal symbol A in N . In addition, Q also has a distinguished state named q_f . The state q_S of M , which corresponds to the start symbol S , is designated as the initial state of M . The state q_f of M is designated to be the only accepting state of M , that is, $F = \{q_f\}$.

M has a transition rule in δ if and only if the transition rule corresponds to a production rule of G . Each transition rule of the form (q_A, a, q_B) in δ corresponds to a production rule of the form $A \rightarrow aB$ in G . Each transition rule of the form (q_A, a, q_f) in δ corresponds to a production rule of the form $A \rightarrow a$ in G . Each transition rule of the form (q_S, ϵ, q_f) in δ corresponds to a production rule of the form $S \rightarrow \epsilon$ in G .

The finite-state automaton M is constructed so as to trace the derivations of the grammar G in its computations. M uses its states to keep track of the nonterminal symbols in use in the sentential forms of G . M uses its transition rules to consume the input symbols that G generates in the direct derivations that use the corresponding production rules.

By induction on n , the constructed finite-state automaton M has a sequence $q_{A_0}x \vdash u_1q_{A_1}v_1 \vdash u_2q_{A_2}v_2 \vdash \dots$

$\vdash u_{n-1}q_{A_{n-1}}v_{n-1} \vdash xq_{A_n}$ of n moves if and only if the grammar G has a derivation of length n of the form $A_0 \Rightarrow u_1A_1 \Rightarrow u_2A_2 \Rightarrow \dots \Rightarrow u_{n-1}A_{n-1} \Rightarrow x$. In particular, such correspondence holds for $A_0 = S$. Consequently, x is in $L(M)$ if and only if it is in $L(G)$. \square

Example 2.3.5 Consider the Type 3 grammar $G = \langle \{S, A, B\}, \{a, b\}, P, S \rangle$, where P consists of the following transition rules.

$$\begin{aligned}
 S &\rightarrow \epsilon \\
 &\rightarrow aA \\
 &\rightarrow bB \\
 A &\rightarrow aA \\
 &\rightarrow b \\
 B &\rightarrow bB \\
 &\rightarrow a
 \end{aligned}$$

The transition diagram in Figure [2.3.7](#)

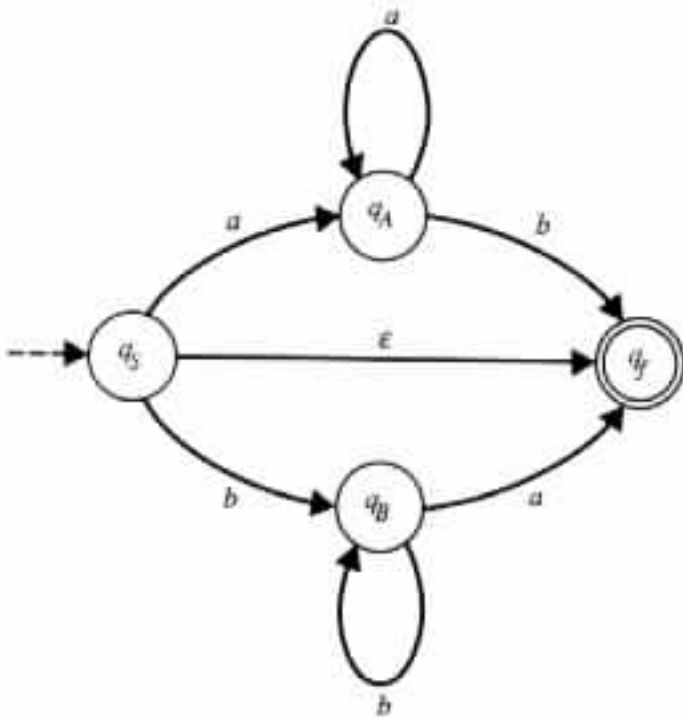


Figure 2.3.7 A finite-state automaton that accepts $L(G)$, where G is the grammar of Example [2.3.5](#).

represents a finite-state automaton that accepts the language $L(G)$. The derivation $S \Rightarrow aA \Rightarrow aaA \Rightarrow aab$ in G is traced by the computation $q_s a a b \vdash a q_A a b \vdash a a q_A b \vdash a a b q_f$ of M . \square

It turns out that finite-state automata and Type 3 grammars are quite similar mathematical systems. The

states in the automata play a role similar to the nonterminal symbols in the grammars, and the transition rules in the automata play a role similar to the production rules in the grammars.

Type 3 Grammars and Regular Grammars

Type 3 grammars seem to be minimal in the sense that placing further meaningful restrictions on them results in grammars that cannot generate all the Type 3 languages. On the other hand, some of the restrictions placed on Type 3 grammars can be relaxed without increasing the class of languages that they can generate.

Specifically, a grammar $G = \langle N, \Sigma, P, S \rangle$ is said to be a *right-linear grammar* if each of its production rules is either of the form $A \rightarrow xB$ or of the form $A \rightarrow x$, where A and B are nonterminal symbols in N and x is a string of terminal symbols in Σ^* .

The grammar is said to be a *left-linear grammar* if each of its production rules is either of the form $A \rightarrow Bx$ or of the form $A \rightarrow x$, where A and B are nonterminal symbols in N and x is a string of terminal symbols in Σ^* .

The grammar is said to be a *regular grammar* if it is either a right-linear grammar or a left-linear grammar. A language is said to be a *regular language* if it is generated by a regular grammar.

By Exercise [2.3.5](#) a language is a Type 3 language if and only if it is regular.

Regular Languages and Regular Expressions

Regular languages can also be defined, from the empty set and from some finite number of singleton sets, by the operations of union, composition, and Kleene closure. Specifically, consider any alphabet Σ . Then a *regular set* over Σ is defined in the following way.

- The empty set \emptyset , the set $\{\epsilon\}$ containing only the empty string, and the set $\{a\}$ for each symbol a in Σ , are regular sets.
- If L_1 and L_2 are regular sets, then so are the union $L_1 \cup L_2$, the composition L_1L_2 , and the Kleene closure L_1^* .
- No other set is regular.

By Exercise [2.3.6](#) the following characterization holds.

Theorem 2.3.4 A set is a regular set if and only if it is accepted by a finite-state automaton.

Regular sets of the form \emptyset , $\{\epsilon\}$, $\{a\}$, $L_\alpha \cup L_\beta$, $L_\alpha L_\beta$, and L_α^* are quite often denoted by the expressions \emptyset , ϵ , a , $(\alpha) + (\beta)$, $(\alpha)(\beta)$, and $(\alpha)^*$, respectively. α and β are assumed to be the expressions that denote L_α

and L^* in a similar manner, respectively. a is assumed to be a symbol from the alphabet. Expressions that denote regular sets in this manner are called *regular expressions*.

Some parentheses can be omitted from regular expressions, if a precedence relation between the operations of Kleene closure, composition, and union in the given order is assumed. The omission of parentheses in regular expressions is similar to that in arithmetic expressions, where closure, composition, and union in regular expressions play a role similar to exponentiation, multiplication, and addition in arithmetic expressions.

Example 2.3.6 The regular expression $0^*(1^*01^*00^*(11^*01^*00^*)^* + 0^*10^*11^*(00^*10^*11^*)^*)$ denotes the language that is recognized by the finite-state automaton whose transition diagram is given in Figure 2.3.2. The expression indicates that each string starts with an arbitrary number of 0's. Then the string continues with a string in $1^*01^*00^*(11^*01^*00^*)^*$ or with a string in $10^*11^*(00^*10^*11^*)^*$. In the first case, the string continues with an arbitrary number of 1's, followed by 0, followed by an arbitrary number of 1's, followed by one or more 0's, followed by an arbitrary number of strings in $11^*01^*00^*$. \square

By the previous discussion, nondeterministic finite-state automata, deterministic finite-state automata, regular grammars, and regular expressions are all characterizations of the languages that finite-memory programs accept. Moreover, there are effective procedures for moving between the different characterizations. These procedures provide the foundation for many systems that produce finite-memory-based programs from characterizations of the previous nature. For instance, one of the best known systems, called LEX, gets inputs that are generalizations of regular expressions and provides outputs that are scanners. The advantage of such systems is obviously in the reduced effort they require for obtaining the desired programs.

Figure [2.3.8](#)

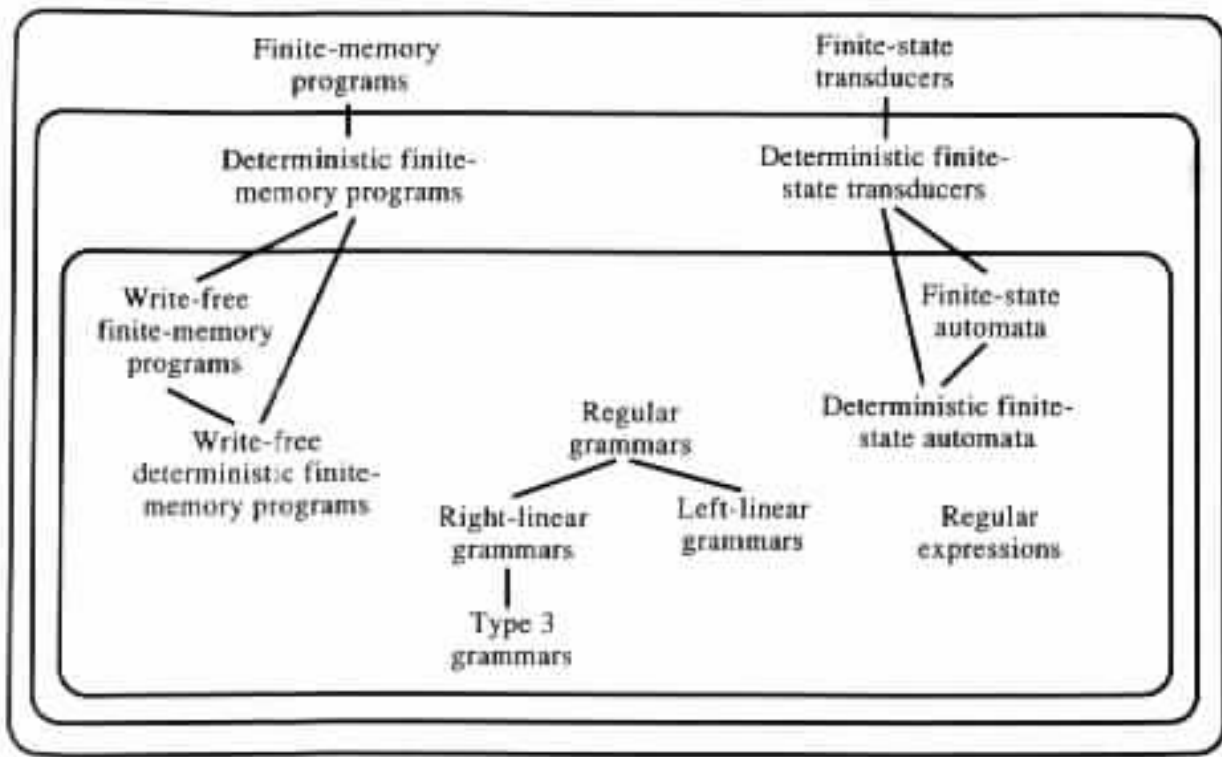


Figure 2.3.8 The structural and functional relationships between some descriptive systems.

illustrates the structural and functional hierarchies for some descriptive systems. The structural hierarchies are shown by the directed acyclic graphs. The functional hierarchy is shown by the Venn diagram.

[\[next\]](#) [\[prev\]](#) [\[prev-tail\]](#) [\[front\]](#) [\[up\]](#)

[\[next\]](#) [\[prev\]](#) [\[prev-tail\]](#) [\[tail\]](#) [\[up\]](#)

2.4 Limitations of Finite-Memory Programs

[A Pumping Lemma for Regular Languages](#)

[Applications of the Pumping Lemma](#)

[A Generalization to the Pumping Lemma](#)

It can be intuitively argued that there are computations that finite-memory programs cannot carry out, because of the limitations imposed on the amount of memory the programs can use. For instance, it can be argued that $\{ a^n b^n \mid n \geq 0 \}$ is not recognizable by any finite-memory program. The reasoning here is that upon reaching the first b in a given input, the program must remember how many a 's it read. Moreover, the argument continues that each finite-memory program has an upper bound on the number of values that it can record, whereas no such bound exists on the number of a 's that the inputs can contain. As a result, one can conclude that each finite-memory program can recognize only a finite number of strings in the set $\{ a^n b^n \mid n \geq 0 \}$.

The purposes of this section are to show that there are computations that cannot be carried out by finite-memory programs, and to provide formal tools for identifying such computations. The proofs rely on abstractions of the intuitive argument above. However, it should be mentioned that the problem of determining for any given language, whether the language is recognizable by a finite-memory program, can be shown to be undecidable (see Theorem [4.5.6](#)). Therefore, no tool can be expected to provide an algorithm that decides the problem in its general form.

[A Pumping Lemma for Regular Languages](#)

The following theorem provides necessary conditions for a language to be decidable by a finite-memory program. The proof of the theorem relies on the observations that the finite-memory programs must repeat a state on long inputs, and that the subcomputations between the repetitions of the states can be pumped.

Theorem 2.4.1 (Pumping lemma for regular languages) Every regular language L has a number m for which the following conditions hold. If w is in L and $|w| \geq m$, then w can be written as xyz , where xy^kz is in L for each $k \geq 0$. Moreover, $|xy| \leq m$, and $|y| > 0$.

Proof Consider any regular language L . Let M be a finite-state automaton that recognizes L . By Theorem [2.3.1](#) it can be assumed that M has no ϵ transition rules. Denote by m the number of states of M .

On input $w = a_1 \dots a_n$ from L the finite-state automaton M has a computation of the form

$$p_0 a_1 \cdots a_n \vdash a_1 p_1 a_2 \cdots a_n \vdash \cdots \vdash a_1 \cdots a_i p_i a_{i+1} \cdots a_n \vdash \cdots \vdash a_1 \cdots a_j p_j a_{j+1} \cdots a_n \vdash \cdots \vdash a_1 \cdots a_n p_n$$

The computation goes through some sequence p_0, p_1, \dots, p_n of $n + 1$ states, where p_0 is the initial state of M and p_n is an accepting state of M . In each move of the computation exactly one input symbol is being read.

If the length n of the input is equal at least to the number m of states of M , then the computation consists of m or more moves and some state q must be repeated within the first m moves. That is, if $n \geq m$ then $p_i = p_j$ for some i and j such that $0 \leq i < j \leq m$. In such a case, take $x = a_1 \dots a_i$, $y = a_{i+1} \dots a_j$, and $z = a_{j+1} \dots a_n$.

With such a decomposition xyz of w the above computation of M takes the form

$$p_0xyz \vdash^+ xqyz \vdash^+ xyqz \vdash^+ xyzp_n$$

During the computation the state $q = p_i = p_j$ of M is repeated. The string x is consumed before reaching the state q that is repeated. The string y is consumed between the repetition of the state q . The string z is consumed after the repetition of state q .

Consequently, M also has an accepting computation of the form

$$p_0xy^kz \vdash^+ xqy^kz \vdash^+ xyqy^{k-1}z \vdash^+ \dots \vdash^+ xy^kqz \vdash^+ xy^kzp_n$$

for each $k \geq 0$. That is, M has an accepting computation on xy^kz for each $k \geq 0$, where M starts and ends consuming each y in state q .

The substring y that is consumed between the repetition of state q is not empty, because by assumption M has no ϵ transition rules. \square

Example 2.4.1 Let L be the regular language accepted by the finite-state automaton of Figure [2.4.1](#).

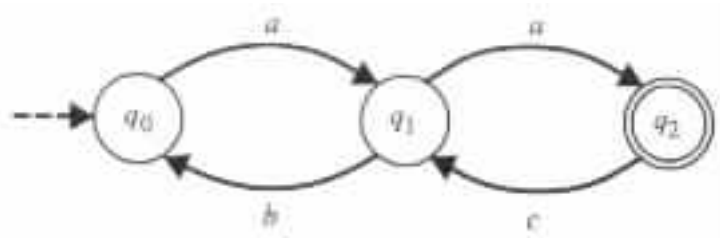


Figure 2.4.1 A finite-state automaton.

Using the terminology in the proof of the pumping lemma (Theorem [2.4.1](#)), L has the constant $m = 3$.

On input $w = ababaa$, the finite-state automaton goes through the sequence $q_0, q_1, q_0, q_1, q_0, q_1, q_2$ of states. For such an input the pumping lemma provides the decomposition $x = \epsilon, y = ab, z = abaa$; and the decomposition $x = a, y = ba, z = baa$. The first decomposition is due to the first repetition of state q_0 ; the second is a result of to the first repetition of state q_1 .

For each string w of a minimum length 3, the pumping lemma implies a decomposition xyz in which the string y must be either ab or ba or ac . If $y = ab$, then $x = \epsilon$ and the repetition of q_0 is assumed. If $y = ba$, then $x = a$ and the repetition of q_1 is assumed. If $y = ac$, then $x = a$ and the repetition of q_1 is assumed. \square

[Applications of the Pumping Lemma](#)

For proving that a given language L is not regular, the pumping lemma implies the following schema of reduction to contradiction.

- For the purpose of the proof assume that L is a regular language.
- Let m denote the constant implied by the pumping lemma for L , under the assumption in (a) that L is regular.
- Find a string w in L , whose length is at least m . Require that w implies a k , for each decomposition xyz of w , such that xy^kz is not in L . That is, find a w that implies, by using the pumping lemma, that a string not in L must, in fact, be there.
- Use the contradiction in (c) to conclude that the pumping lemma does not apply for L .
- Use the conclusion in (d) to imply that the assumption in (a), that L is regular, is false.

It should be emphasized that in the previous schema the pumping lemma implies only the existence of a constant m for the assumed regular language L , and the existence of a decomposition xyz for the chosen string w . This lemma does not provide any information about the specific values of $m, x, y,$ and z besides the restriction that they satisfy the conditions $|xy| \leq m$ and $|y| > 0$. The importance for the schema of the condition $|xy| \leq m$ lies in allowing some limitation on the possible decompositions that are to be considered for the chosen w . The importance of the restriction $|y| > 0$ is in enabling a proper change in the pumped string.

Example 2.4.2 Consider the nonregular language $L = \{ 0^n 1^n \mid n \geq 0 \}$. To prove that L is nonregular assume to the contrary that it is regular. From the assumption that L is regular deduce the existence of a fixed constant m that satisfies the conditions of the pumping lemma for L .

Choose the string $w = 0^m 1^m$ in L . By the pumping lemma, $0^m 1^m$ has a decomposition of the form xyz , where $|xy| \leq m$, $|y| > 0$, and $xy^k z$ is in L for each $k \geq 0$. That is, the decomposition must be of the form $x = 0^i$, $y = 0^j$, and $z = 0^{m-i-j} 1^m$ for some i and j such that $j > 0$. (Note that the values of i , j , and m cannot be chosen arbitrarily.) Moreover, $xy^0 z$ must be in L . However, $xy^0 z = 0^{m-j} 1^m$ cannot be in L because $j > 0$. It follows that the pumping lemma does not apply for L , consequently contradicting the assumption that L is regular.

Other choices of w can also be used to show that L is not regular. However, they might result in a more complex analysis. For instance, for $w = 0^{m-1} 1^{m-1}$ the pumping lemma provides three possible forms of decompositions:

- $x = 0^i$, $y = 0^j$, $z = 0^{m-i-j-1} 1^{m-1}$ for some $j > 0$.
- $x = 0^{m-1-j}$, $y = 0^j 1$, $z = 1^{m-2}$ for some $j > 0$.
- $x = 0^{m-1}$, $y = 1$, $z = 1^{m-2}$.

In such a case, each of the three forms of decompositions must be shown to be inappropriate to conclude that the pumping lemma does not apply to w . For (a) the choice of $k = 0$ provides $xy^0 z = 0^{m-1-j} 1^{m-1}$ not in L . For (b) the choice of $k = 2$ provides $xy^2 z = 0^{m-1} 1 0^j 1^{m-1}$ not in L . For (c) the choice of $k = 0$ provides $xy^0 z = 0^{m-1} 1^{m-2}$ not in L . \square

Example 2.4.3 Consider the nonregular language $L = \{ ww^{\text{rev}} \mid w \text{ is in } \{a, b\}^* \}$. To prove that L is not regular assume to the contrary that it is regular. Then deduce the existence of a fixed constant m that satisfies the conditions of the pumping lemma for L .

Choose $w = a^m b b a^m$ in L . By the pumping lemma, $a^m b b a^m = xyz$ for some x , y , and z such that $|xy| \leq m$, $|y| > 0$ and $xy^k z$ is in L for each $k \geq 0$. That is, $x = a^i$, $y = a^j$, and $z = a^{m-i-j} b b a^m$ for some i and j such that $j > 0$. However, $xy^0 z = a^{m-j} b b a^m$ is not in L , therefore contradicting the assumption that L is regular.

It should be noted that not every choice for w implies the desired contradiction. For instance, consider the choice of a^{2m} for w . By the pumping lemma, a^{2m} has a decomposition xyz in which $x = a^i$, $y = a^j$, and $z = a^{2m-i-j}$ for some i and j such that $j > 0$. With such a decomposition, $xy^k z = a^{2m+(k-1)j}$ is not in L if and only if $2m + (k - 1)j$ is an odd integer. On the other hand, $2m + (k - 1)j$ is an odd integer if and only if k is an even number and j is an odd number. However, although k can arbitrarily be chosen to equal any value, such is not the case with j . Consequently, the choice of a^{2m} for w does not guarantee the desired contradiction. \square

[A Generalization to the Pumping Lemma](#)

The proof of the pumping lemma is based on the observation that a state is repeated in each computation on a "long" input, with a portion of the input being consumed between the repetition. The repetition of the state allows the pumping of the subcomputation between the repetition to obtain new accepting computations on different inputs. The proof of the pumping lemma with minor modifications also holds for the following more general theorem.

Theorem 2.4.2 For each relation R that is computable by a finite-state transducer, there exists a constant m that satisfies the following conditions. If (v, w) is in R and $|v| + |w| \geq m$, then v can be written as $x_v y_v z_v$ and w can be written as $x_w y_w z_w$, where $(x_v y_v^k z_v, x_w y_w^k z_w)$ is in R for each $k \geq 0$. Moreover, $|x_v y_v| + |x_w y_w| \leq m$, and $|y_v| + |y_w| > 0$.

A schema, similar to the one that uses the pumping lemma for determining nonregular languages, can utilize Theorem [2.4.2](#) for determining relations that are not computable by finite-state transducers.

Example 2.4.4 The relation $R = \{ (u, u^{\text{rev}}) \mid u \text{ is in } \{0, 1\}^* \}$ is not computable by a finite-state transducer. If R were computable by a finite-state transducer, then there would be a constant m that satisfies the conditions of Theorem [2.4.2](#) for R . In such a case, since $(0^m 1^m, 1^m 0^m)$ is in R , then $u = 0^m 1^m$ could be written as $x_v y_v z_v$ and $u^{\text{rev}} = 1^m 0^m$ could be written as $x_w y_w z_w$, where $x_v = 0^{i_v}$, $y_v = 0^{j_v}$, $z_v = 0^{m-i_v-j_v} 1^m$, $x_w = 1^{i_w}$, $y_w = 1^{j_w}$, $z_w = 1^{m-i_w-j_w} 0^m$, and $j_v + j_w > 0$. Moreover, it would be implied that $(x_v y_v^0 z_v, x_w y_w^0 z_w) = (0^{m-j_v} 1^m, 1^{m-j_w} 0^m)$ must also be in R , which is not the case. \square

[\[next\]](#) [\[prev\]](#) [\[prev-tail\]](#) [\[front\]](#) [\[up\]](#)

[\[next\]](#) [\[prev\]](#) [\[prev-tail\]](#) [\[tail\]](#) [\[up\]](#)

2.5 Closure Properties for Finite-Memory Programs

A helpful approach in simplifying the task of programming is to divide the given problem into subproblems, design subprograms to solve the subproblems, and then combine the subprograms into a program that solves the original problem. To allow for a similar approach in designing finite-state transducers (and finite-memory programs), it is useful to determine those operations that preserve the set of relations that are computable by finite-state transducers. Such knowledge can then be used in deciding how to decompose given problems to simpler subproblems, as well as in preparing tools for automating the combining of subprograms into programs.

In general, a set is said to be *closed* under a particular operation if each application of the operation on elements of the set results in an element of the set.

Example 2.5.1 The set of natural numbers is closed under addition, but it is not closed under subtraction. The set of integers is closed under addition and subtraction, but not under division. The set $\{ S \mid S \text{ is a set of five or more integers} \}$ is closed under union, but not under intersection or complementation. The set $\{ S \mid S \text{ is a set of at most five integer numbers} \}$ is closed under intersection, but not under union or complementation. \square

The first theorem in this section is concerned with closure under the operation of union.

Theorem 2.5.1 The class of relations computable by finite-state transducers is closed under union.

Proof Consider any two finite-state transducers $M_1 = \langle Q_1, \Sigma_1, \Delta_1, \delta_1, q_{01}, F_1 \rangle$ and $M_2 = \langle Q_2, \Sigma_2, \Delta_2, \delta_2, q_{02}, F_2 \rangle$. With no loss of generality assume that the sets q_1 and q_2 of states are mutually disjoint, and that neither of them contains q_0 .

Let M_3 be the finite-state transducer $\langle Q_3, \Sigma_3, \Delta_3, \delta_3, q_0, F_3 \rangle$, where $Q_3 = Q_1 \cup Q_2 \cup \{q_0\}$, $\Sigma_3 = \Sigma_1 \cup \Sigma_2$, $\delta_3 = \delta_1 \cup \delta_2 \cup \{(q_0, \epsilon, q_{01}, \epsilon), (q_0, \epsilon, q_{02}, \epsilon)\}$, and $F_3 = F_1 \cup F_2$ (see Figure [2.5.1](#)).

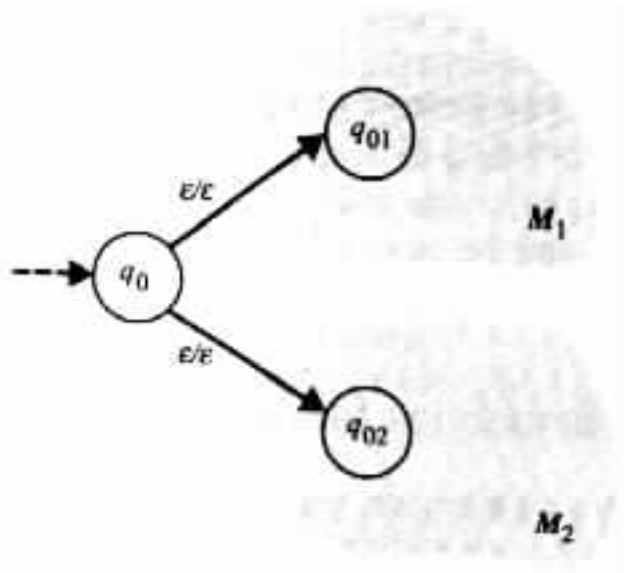


Figure 2.5.1 A schema of a finite-state transducer M_3 that computes $R(M_1) \cup R(M_2)$.

Intuitively, M_3 is a finite-state transducer that at the start of each computation nondeterministically chooses to trace either a computation of M_1 or a computation of M_2 .

By construction, $R(M_3) = R(M_1) \cup R(M_2)$. \square

Besides their usefulness in simplifying the task of programming, closure properties can also be used to identify relations that cannot be computed by finite-state transducers.

Example 2.5.2 The union of the languages $L_1 = \{\epsilon\}$ and $L_2 = \{0^i1^i \mid i \geq 1\}$ is equal to the language $L_3 = \{0^i1^i \mid i \geq 0\}$. By Theorem 2.5.1 the union $L_3 = L_1 \cup L_2$ of L_1 and L_2 is a regular language if L_1 and L_2 are regular languages. Since $L_1 = \{\epsilon\}$ is a regular language, it follows that L_3 is a regular language if L_2 is a regular language. However, by Example 2.4.2 the language $L_3 = \{0^i1^i \mid i \geq 0\}$ is not regular. Consequently, is also $L_2 = \{0^i1^i \mid i \geq 1\}$ not regular. \square

The relations $R_1 = \{(0^i1^j, c^i) \mid i, j \geq 1\}$ and $R_2 = \{(0^i1^j, c^j) \mid i, j \geq 1\}$ are computable by deterministic finite-state transducers. The pair $(0^i1^j, c^k)$ is in R_1 if and only if $k = i$, and it is in R_2 if and only if $k = j$. The intersection $R_1 \cap R_2$ contains all the pairs $(0^i1^j, c^k)$ that satisfy $k = i = j$, that is, $R_1 \cap R_2$ is the relation $\{(0^n1^n, c^n) \mid n \geq 1\}$.

If $R_1 \cap R_2$ is computable by a finite-state transducer then the language $\{0^n1^n \mid n \geq 1\}$ must be regular. However, by Example 2.4.2 the language is not regular. Therefore, the class of the relations that are computable by finite-state transducers is not closed under intersection.

The class of the relations computable by the finite-state transducers is also not closed under complementation. An assumption to the contrary would imply that the nonregular language $R_1 \cap R_2$ is regular, because by DeMorgan's law $R_1 \cap R_2 = \overline{\overline{R_1} \cup \overline{R_2}}$. That is, an assumed closure under complementation would imply that $\overline{R_1}$ and $\overline{R_2}$ are computable by finite-state transducers. Theorem [2.5.1](#) would then imply that the union $\overline{R_1} \cup \overline{R_2}$ is computable by finite-state transducers. Finally, another application of the assumption would imply that $\overline{\overline{R_1} \cup \overline{R_2}} = \overline{R_1} \cap \overline{R_2}$ is also computable by a finite-state transducer.

The choice of R_1 and R_2 also implies the nonclosure, under intersection, of the class of relations computable by deterministic finite-state transducers. The nonclosure under union and complementation, of the class of relations computable by deterministic finite-state transducers, is implied by the choice of the relations $\{(1, 1)\}$ and $\{(1, 11)\}$.

For regular languages the following theorem holds.

Theorem 2.5.2 Regular languages are closed under union, intersection, and complementation.

Proof By DeMorgan's law and the closure of regular languages under union (see Theorem [2.5.1](#)), it is sufficient to show that regular languages are closed under complementation.

For the purpose of this proof consider any finite-state automaton $M = \langle Q, \Sigma, \delta, q_0, F \rangle$. By Theorem [2.3.1](#) it can be assumed that M is deterministic, and contains no ϵ transition rules.

Let M_{eof} be M with a newly added, nonaccepting "trap" state, say, q_{trap} and the following newly added transition rules.

- a. (q, a, q_{trap}) for each pair (q, a) -- of a state q in Q and of an input symbol a in Σ -- for which no move is defined in M . That is, for each (q, a) for which no p exists in Q such that (q, a, p) is in δ .
- b. $(q_{\text{trap}}, a, q_{\text{trap}})$ for each input symbol a in Σ .

By construction M_{eof} is a deterministic finite-state automaton equivalent to M . Moreover, M_{eof} consumes all the inputs until their end, and it has no ϵ transition rules.

The complementation of the language $L(M)$ is accepted by the finite-state automaton $M_{\text{complement}}$ that is obtained from M_{eof} by interchanging the roles of the accepting and nonaccepting states.

For each given input $a_1 \dots a_n$ the finite-state automaton $M_{\text{complement}}$ has a unique path that consumes $a_1 \dots$

• a_n until its end. The path corresponds to the sequence of moves that M_{eof} takes on such an input. Therefore, $M_{\text{complement}}$ reaches an accepting state on a given input if and only if M_{eof} does not reach an accepting state on the the input. \square

Example 2.5.3 Let M be the finite-state automaton whose transition diagram is given in Figure 2.5.2(a).

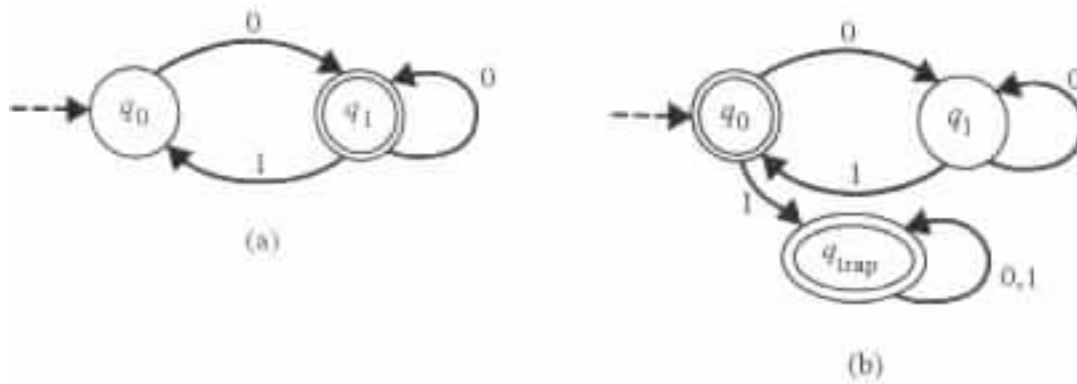


Figure 2.5.2 The finite-state automaton in (b) accepts the complementation of the language that the finite-state automaton in (a) accepts.

The complementation of $L(M)$ is accepted by the finite-state automaton whose transition diagram is given in Figure 2.5.2(b).

Without the trap state q_{trap} , neither M nor $M_{\text{complement}}$ would be able to accept the input 011, because none of them would be able to consume the whole input.

Without the requirement that the algorithm has to be applied only on deterministic finite-state automata, $M_{\text{complement}}$ could end up accepting an input that M also accepts. For instance, by adding the transition rule $(q_1, 1, q_1)$ to M and $M_{\text{complement}}$, on input 01 each of the finite-state automata can end up either in state q_0 or in state q_1 . In such a case, M would accept 01 because it can reach state q_1 , and $M_{\text{complement}}$ would accept 01 because it can reach state q_0 . \square

[\[next\]](#) [\[prev\]](#) [\[prev-tail\]](#) [\[front\]](#) [\[up\]](#)

[\[next\]](#) [\[prev\]](#) [\[prev-tail\]](#) [\[tail\]](#) [\[up\]](#)

2.6 Decidable Properties for Finite-Memory Programs

The emptiness problem, the equivalence problem, the halting problem, and other decision problems for finite-memory programs or, equivalently, for finite-state transducers are defined in a similar manner as for the general class of programs.

For instance, the equivalence problem for finite-state transducers asks for any given pair of finite-state transducers whether or not the transducers compute the same relation.

Similarly, the halting problem for finite-state transducers asks for any given pair (M, x) , of a finite-state transducer M and of an input x for M , whether or not M has only halting computations on x .

In this section, some properties of finite-state transducers are shown to be decidable. The proofs are constructive in nature and they therefore imply effective algorithms for determining the properties in discourse. The first theorem is interesting mainly for its applications (see Example [2.1.2](#)). It is concerned with the problem of determining whether an arbitrarily given finite-state automaton accepts no input.

Theorem 2.6.1 The emptiness problem is decidable for finite-state automata.

Proof Consider any finite-state automaton M . M accepts some input if and only if there is a path in its transition diagram from the node that corresponds to the initial state to a node that corresponds to an accepting state. The existence of such a path can be determined by the following algorithm.

Step 1

Mark in the transition diagram the node that corresponds to the initial state of M .

Step 2

Repeatedly mark those unmarked nodes in the transition diagram that are reachable by an edge from a marked node. Terminate the process when no additional nodes can be marked.

Step 3

If the transition diagram contains a marked node that corresponds to an accepting state, then determine that $L(M)$ is not empty. Otherwise, determine that $L(M)$ is empty. \square

By definition, a program has only halting computations on inputs that it accepts. On the other hand, on each input that it does not accept, the program may have some computations that never terminate.

An important general determination about programs is whether they halt on all inputs. The proof of the following theorem indicates how, in the case of finite-memory programs, the uniform halting problem can be reduced to the emptiness problem.

Theorem 2.6.2 The uniform halting problem is decidable for finite-state automata.

Proof Consider any finite-state automaton $M = \langle Q, \Sigma, \delta, q_0, F \rangle$. With no loss of generality, assume that the symbol c is not in Σ , and that Q has n states. In addition, assume that every state from which M can reach an accepting state by reading nothing is also an accepting state. Let A be a finite-state automaton obtained from M by replacing each ϵ transition rule of the form (q, ϵ, p) with a transition rule of the form (q, c, p) . Let B be a finite-state automaton that accepts the language $\{ x \mid x \text{ is in } (\Sigma \cup \{c\})^* \}$, and c^n is a substring of x .

M has a nonhalting computation on a given input if and only if the following two conditions hold.

- a. The input is not accepted by M .
- b. On the given input M can reach a state that can be repeated without reading any input symbol.

Consequently, M has a nonhalting computation if and only if A accepts some input that has c^n as a substring.

By the proof of Theorem [2.5.2](#), a finite-state automaton C can be constructed to accept the complementation of $L(A)$. By that same proof, a finite-state automaton D can also be constructed to accept the intersection of $L(B)$ and $L(C)$.

By construction, D is a finite-state automaton that accepts exactly those inputs that have c^n as a substring and that are not accepted by A . That is, D accepts no input if and only if M halts on all inputs. The theorem thus follows from Theorem [2.6.1](#). \square

For finite-memory programs that need not halt on all inputs, the proof of the following result implies an algorithm to decide whether or not they halt on specifically given inputs.

Theorem 2.6.3 The halting problem is decidable for finite-state automata.

Proof Consider any finite-state automaton M and any input $a_1 \dots a_n$ for M . As in the proof of Theorem [2.3.1](#), one can derive for each $i = 1, \dots, n$ the set $A_{a_1 \dots a_i}$ of all the states that can be reached by consuming $a_1 \dots a_i$. Then M is determined to halt on $a_1 \dots a_n$ if and only if either of the following two conditions hold.

- a. $A_{a_1 \dots a_n}$ contains an accepting state.
- b. For no integer i such that $1 \leq i \leq n$ the set $A_{a_1 \dots a_i}$ contains a state that can be reached from itself by a sequence of one or more moves on ϵ transition rules. \square

There are many other properties that are decidable for finite-memory programs. This section concludes

with the following theorem.

Theorem 2.6.4 The equivalence problem is decidable for finite-state automata.

Proof Two finite-state automata M_1 and M_2 are equivalent if and only if the relation $(L(M_1) \cap \overline{L(M_2)}) \cup (\overline{L(M_1)} \cap L(M_2)) = \emptyset$ holds, where $\overline{L(M_i)}$ denotes the complementation of $L(M_i)$ for $i = 1, 2$. The result then follows from the proof of Theorem [2.5.2](#) and from Theorem [2.6.1](#). \square

The result in Theorem [2.6.4](#) can be shown to hold also for deterministic finite-state transducers (see Corollary [3.6.1](#)). However, for the general class of finite-state transducers the equivalence problem can be shown to be undecidable (see Corollary [4.7.1](#)).

[\[next\]](#) [\[prev\]](#) [\[prev-tail\]](#) [\[front\]](#) [\[up\]](#)

[\[next\]](#) [\[prev\]](#) [\[prev-tail\]](#) [\[tail\]](#) [\[up\]](#)

Exercises

2.2.1

Let P be a program with k instruction segments and a domain of variables of cardinality m . Determine an upper bound on the number of states of P , and an upper bound on the number of possible transitions between these states.

2.2.2

Determine the diagram representation of a finite-state transducer that models the computations of the program in Figure [2.E.1](#).

```
x := ?
do
  read y
until y ≠ x
do
  y := y + x
  write y
or
  if eof then accept
  reject
until false
```

Figure 2.E.1

Assume that the domain of the variables is $\{0, 1\}$, and that 0 is the initial value in the domain. Denote each node in the transition diagram with the corresponding state of the program.

2.2.3

For each of the following relations give a finite-state transducer that computes the relation.

- $\{ (x\#y, a^i b^j) \mid x \text{ and } y \text{ are in } \{a, b\}^*, i = (\text{number of } a\text{'s in } x), \text{ and } j = (\text{number of } b\text{'s in } y) \}$
- $\{ (x, c^i) \mid x \text{ is in } \{a, b\}^*, \text{ and } i = (\text{number of appearances of the substring } abb\text{'s in } x) \}$
- $\{ (x, c^i) \mid x \text{ is in } \{a, b\}^*, \text{ and } i = (\text{number of appearances of the substring } aba\text{'s in } x) \}$
- $\{ (1^i, 1^j) \mid i \text{ and } j \text{ are natural numbers and } i \geq j \}$
- $\{ (x, a) \mid x \text{ is in } \{0, 1\}^*, a \text{ is in } \{0, 1\}, \text{ and } a \text{ appears at least twice in the string } x \}$
- $\{ (xy, a^i b^j) \mid x \text{ and } y \text{ are in } \{a, b\}^*, i = (\text{the number of } a\text{'s in } x), \text{ and } j = (\text{the number of } b\text{'s in } y) \}$

- g. $\{ (x, y) \mid x \text{ and } y \text{ are in } \{a, b\}^*, \text{ and either } x \text{ is a substring of } y \text{ or } y \text{ is a substring of } x \}$
- h. $\{ (x, y) \mid x \text{ is in } \{a, b\}^*, y \text{ is a substring of } x, \text{ and the first and last symbols in } y \text{ are of distinct values } \}$
- i. $\{ (x, y) \mid x \text{ and } y \text{ are in } \{a, b\}^*, \text{ and the substring } ab \text{ has the same number of appearances in } x \text{ and } y \}$
- j. $\{ (1^i, 1^j) \mid i = 2j \text{ or } i = 3j \}$
- k. $\{ (1^i, 1^j) \mid i \neq 2j \}$
- l. $\{ (x, y) \mid x \text{ and } y \text{ are in } \{a, b\}^*, \text{ and the number of } a\text{'s in } x \text{ differs from the number of } b\text{'s in } y \}$
- m. $\{ (x, y) \mid x \text{ and } y \text{ are in } \{0, 1\}^*, \text{ and (the natural number represented by } y) = 3(\text{the natural number represented by } x) \}$
- n. $\{ \left(\binom{x_1}{y_1} \right) \dots \left(\binom{x_n}{y_n} \right), z_1 \dots z_n \mid x_1, \dots, x_n, y_1, \dots, y_n, z_1, \dots, z_n \text{ are in } \{0, 1\}, \text{ and (the natural number represented by } x_1 \dots x_n) - (\text{the natural number represented by } y_1 \dots y_n) = (\text{the natural number represented by } z_1 \dots z_n) \}$

2.2.4

Let $M = \langle Q, \Sigma, \Delta, \delta, q_0, F \rangle$ be the deterministic finite-state transducer whose transition diagram is given in Figure 2.E.2.

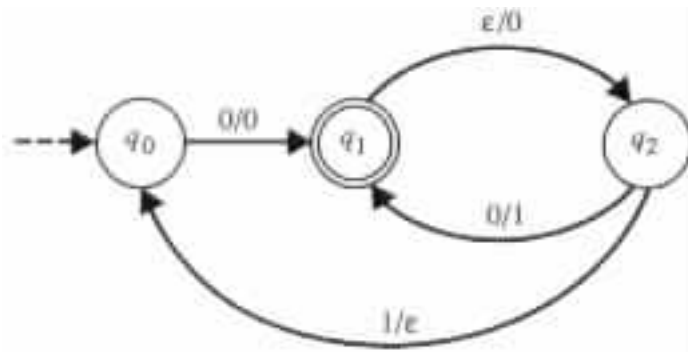


Figure 2.E.2

For each of the following relations find a finite-state transducer that computes the relation.

- a. $\{ (x, y) \mid x \text{ is in } L(M), \text{ and } y \text{ is in } \Delta^* \}$.
- b. $\{ (x, y) \mid x \text{ is in } L(M), y \text{ is in } \Delta^*, \text{ and } (x, y) \text{ is not in } R(M) \}$.

2.2.5

Show that if a deterministic finite-state transducer M accepts inputs x_1 and x_2 such that x_1 is a prefix of x_2 , then on these inputs M outputs y_1 and y_2 , respectively, such that y_1 is a prefix of y_2 .

2.2.6

Determine the sequence of configurations in the computation that the finite-state transducer $\langle \{q_0, q_1, q_2\}, \{0, 1\}, \{a, b\}, \{(q_0, 0, q_1, a), (q_1, 1, q_0, a), (q_1, 1, q_2, \epsilon), (q_2, \epsilon, q_1, b)\}, q_0, \{q_2\} \rangle$ has on input 0101.

2.2.7

Modify Example [2.2.16](#) for the case that M is the finite-state transducer whose transition diagram is given in Figure [2.2.2](#).

2.3.1

For each of the following languages construct a finite-state automaton that accepts the language.

- $\{ x \mid x \text{ is in } \{0, 1\}^*, \text{ and no two } 0\text{'s are adjacent in } x \}$
- $\{ x \mid x \text{ is in } \{a, b, c\}^*, \text{ and none of the adjacent symbols in } x \text{ are equal } \}$
- $\{ x \mid x \text{ is in } \{0, 1\}^*, \text{ and each substring of length } 3 \text{ in } x \text{ contains at least two } 1\text{'s } \}$
- $\{ 1^z \mid z = 3x + 5y \text{ for some natural numbers } x \text{ and } y \}$
- $\{ x \mid x \text{ is in } \{a, b\}^*, \text{ and } x \text{ contains an even number of } a\text{'s and an even number of } b\text{'s } \}$
- $\{ x \mid x \text{ is in } \{0, 1\}^*, \text{ and the number of } 1\text{'s between every two } 0\text{'s in } x \text{ is even } \}$
- $\{ x \mid x \text{ is in } \{0, 1\}^*, \text{ and the number of } 1\text{'s between every two substrings of the form } 00 \text{ in } x \text{ is even } \}$
- $\{ x \mid x \text{ is in } \{0, 1\}^*, \text{ but not in } \{10, 01\}^* \}$
- $\{ x \mid x \text{ is in } \{a, b, c\}^*, \text{ and a substring of } x \text{ is accepted by the finite-state automaton of Figure } \a href="#">2.4.1 \}$

2.3.2

Find a deterministic finite-state automaton that is equivalent to the finite-state automaton whose transition diagram is given in Figure [2.E.3](#).

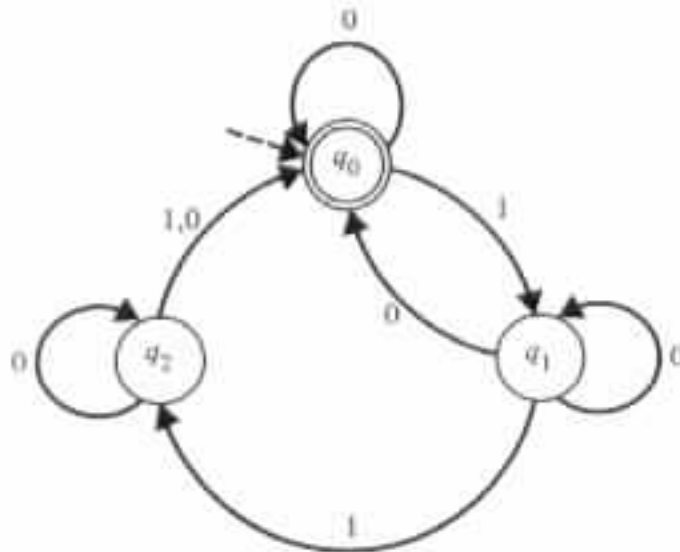


Figure 2.E.3

2.3.3

Find a Type 3 grammar that generates the language accepted by the finite-state automaton whose transition diagram is given in Figure [2.E.4](#).

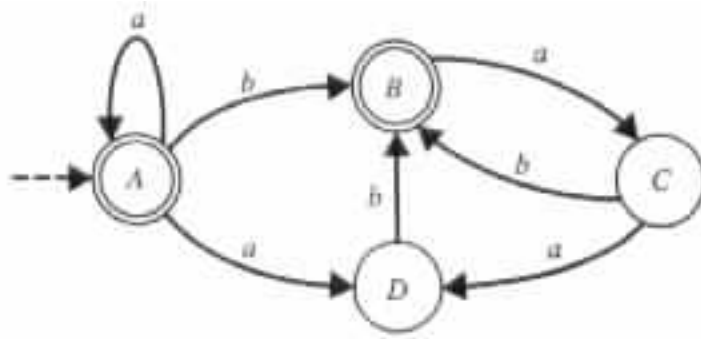


Figure 2.E.4

2.3.4

Find a finite-state automaton that accepts the language $L(G)$, for the case that $G = \langle N, \Sigma, P, S \rangle$ is the Type 3 grammar whose production rules are listed below.

$$\begin{aligned}
 S &\rightarrow aA \\
 &\rightarrow bB \\
 &\rightarrow b \\
 A &\rightarrow aS \\
 &\rightarrow bC \\
 B &\rightarrow bS \\
 &\rightarrow aC \\
 &\rightarrow bA \\
 C &\rightarrow aB
 \end{aligned}$$

2.3.5

Show that a language is generated by a Type 3 grammar if and only if it is generated by a right-linear grammar, and if and only if it is generated by a left-linear grammar.

2.3.6

Prove that a set is regular if and only if it is accepted by a finite-state automaton.

2.4.1

Let M be the finite-state automaton whose transition diagram is given in Figure [2.E.5](#).

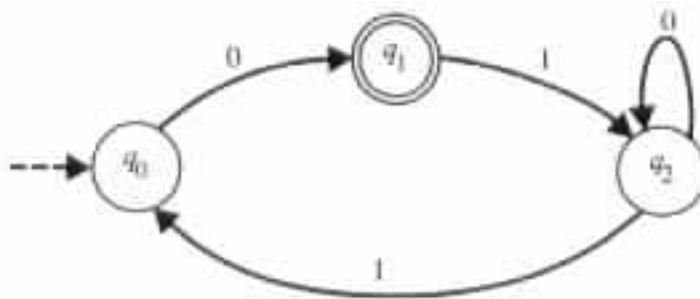


Figure 2.E.5

Using the notation of the proof of the pumping lemma for regular languages (Theorem [2.4.1](#)), what are the possible values of m , x , and y for each w in $L(M)$?

2.4.2

Use the pumping lemma for regular languages to show that none of the following languages is regular.

- a. $\{ a^n b^t \mid n > t \}$
- b. $\{ v \mid v \text{ is in } \{a, b\}^*, \text{ and } v \text{ has fewer a's than b's} \}$
- c. $\{ x \mid x \text{ is in } \{a, b\}^*, \text{ and } x = x^{\text{rev}} \}$
- d. $\{ vv^{\text{rev}} \mid v \text{ is accepted by the finite-state automaton of Figure } \a href="#">2.E.6 \}$

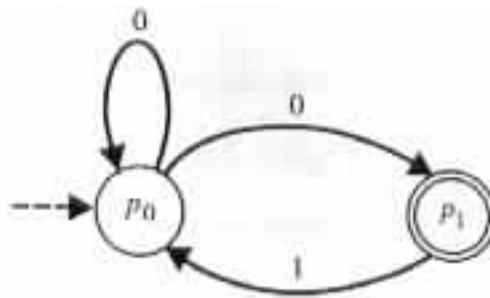


Figure 2.E.6

- e. $\{ a^{n^2} \mid n \geq 1 \}$
- f. $\{ a^n b^t \mid n \neq t \}$
- g. $\{ x \mid x \text{ is in } \{a, b\}^*, \text{ and } x \neq x^{\text{rev}} \}$

2.4.3

Show that each relation R computable by a finite-state transducer has a fixed integer m such that the following holds for all (v, w) in R . If $|w| > m \cdot \max(1, |v|)$, then $w = xyz$ for some x, y, z such that (v, xy^kz) is in R for all $k \geq 0$. Moreover, $0 < |y| \leq m$.

2.4.4

Prove that the relation $\{ (a^i b^j, c^k) \mid i \text{ and } j \text{ are natural numbers and } k = i \cdot j \}$ is not computable by a finite-state transducer.

2.5.1

Let M_1 be the finite-state automaton given in Figure 2.E.3, and M_2 be the finite-state automaton given in Figure 2.E.6. Give a finite-state automaton that accepts the relation $R(M_1) \cap R(M_2)$.

2.5.2

For each of the following cases show that regular sets are closed under the operation Ψ .

- $\Psi(L) = \{ x \mid x \text{ is in } L, \text{ and a proper prefix of } L \text{ is in } L \}$.
- $\Psi(L_1, L_2) = \{ xyzw \mid xz \text{ is in } L_1, \text{ and } yw \text{ is in } L_2 \}$.

2.5.3

Let Ψ be a permutation operation on languages defined as $\Psi(L) = \{ x \mid x \text{ is a permutation of some } y \text{ in } L \}$. Show that regular sets are not closed under Ψ .

2.5.4

Show that the set of relations that finite-state transducers compute is closed under each of the following operations Ψ .

- Inverse, that is, $\Psi(R) = R^{-1} = \{ (y, x) \mid (x, y) \text{ is in } R \}$.
- Closure, that is, $\Psi(R) = \bigcup_{i \geq 0} R^i$.
- Composition, that is, $\Psi(R_1, R_2) = \{ (x, y) \mid x = x_1x_2 \text{ and } y = y_1y_2 \text{ for some } (x_1, y_1) \text{ in } R_1, \text{ and some } (x_2, y_2) \text{ in } R_2 \}$.
- Cascade composition, that is, $\Psi(R_1, R_2) = \{ (x, z) \mid (x, y) \text{ is in } R_1 \text{ and } (y, z) \text{ is in } R_2 \text{ for some } y \}$.

2.5.5

Show that the set of the relations computed by deterministic finite-state transducers is not closed under composition.

2.5.6

Let M be the finite-state automaton whose transition diagram is given in Figure 2.E.3. Give a finite-state automaton that accepts the complementation of $L(M)$.

2.5.7

Show that the complementation of a relation computable by a deterministic finite-state transducer, is computable by a finite-state transducer.

2.6.1

Show that the problem defined by the following pair is decidable.

Domain:

$\{ M \mid M \text{ is a finite-state automaton} \}$

Question:

Is $L(M)$ a set of infinite cardinality for the given instance M ?

[\[next\]](#) [\[prev\]](#) [\[prev-tail\]](#) [\[front\]](#) [\[up\]](#)

[\[prev\]](#) [\[prev-tail\]](#) [\[tail\]](#) [\[up\]](#)

[Bibliographic Notes](#)

Finite-memory programs and their relationship to finite-state transducers have been studied in [Jones](#) and [Muchnick](#) (1977). Their applicability in designing lexical analyzers can be seen in [Aho](#) , [Sethi](#) , and [Ullman](#) (1986). Their applicability in designing communication protocols is discussed in [Danthine](#) (1980). Their usefulness for solving systems of linear Diophantine equations follows from [Büchi](#) (1960).

Finite-state transducers were introduced by [Sheperdson](#) (1959). Deterministic finite-state automata originated in [McCulloch](#) and [Pitts](#) (1943). [Rabin](#) and [Scott](#) (1959) introduced nondeterminism to finite-state automata, and showed the equivalency of nondeterministic finite-state automata to deterministic finite-state automata. The representation of finite-state transducers by transition diagrams is due to [Myhill](#) (1957).

[Chomsky](#) and [Miller](#) (1958) showed the equivalency of the class of languages accepted by finite-state automata and the class of Type 3 languages. [Kleene](#) (1956) showed that the languages that finite-state automata accept are characterized by regular expressions. LEX is due to [Lesk](#) (1975).

The pumping lemma for regular languages is due to Bar-[Hillel](#) , [Perles](#) , and [Shamir](#) (1961). Beauquier (see [Ehrenfeucht](#) , [Parikh](#) , and [Rozenberg](#) , 1981) showed the existence of a nonregular language that certifies the conditions of the pumping lemma.

The decidability of the emptiness and equivalence problems for finite-state automata, as well as Exercise [2.6.1](#), have been shown by [Moore](#) (1956).

[Hopcroft](#) and [Ullman](#) (1979) is a good source for additional coverage of these topics.

[\[prev\]](#) [\[prev-tail\]](#) [\[front\]](#) [\[up\]](#)

[\[next\]](#) [\[prev\]](#) [\[prev-tail\]](#) [\[tail\]](#) [\[up\]](#)

Chapter 3 RECURSIVE FINITE-DOMAIN PROGRAMS

Recursion is an important programming tool that deserves an investigation on its own merits. However, it takes on additional importance here by providing an intermediate class of programs -- between the restricted class of finite-memory programs and the general class of programs. This intermediate class is obtained by introducing recursion into finite-domain programs.

The first section of this chapter considers the notion of recursion in programs. The second section shows that recursive finite-domain programs are characterized by finite-state transducers that are augmented by pushdown memory. A grammatical characterization for the recursive finite-domain programs is provided in the third section. The fourth section considers the limitations of recursive finite-domain programs. And the fifth and sixth sections consider closure and decidable properties of recursive finite-domain programs, respectively.

3.1 [Recursion](#)

3.2 [Pushdown Transducers](#)

3.3 [Context-Free Languages](#)

3.4 [Limitations of Recursive Finite-Domain Programs](#)

3.5 [Closure Properties for Recursive Finite-Domain Programs](#)

3.6 [Decidable Properties for Recursive Finite-Domain Programs](#)

[Exercises](#)

[Bibliographic Notes](#)

[\[next\]](#) [\[prev\]](#) [\[prev-tail\]](#) [\[front\]](#) [\[up\]](#)

[\[next\]](#) [\[tail\]](#) [\[up\]](#)

3.1 [Recursion](#)

The task of programming is in many cases easier when recursion is allowed. However, although recursion does not in general increase the set of functions that the programs can compute, in the specific case of finite-domain programs such an increase is achieved.

Here recursion is introduced to programs by

- a. Pseudoinstructions of the following form. These are used for defining procedures. Each list of formal parameters consists of variable names that are all distinct, and each procedure body consists of an arbitrary sequence of instructions.

```
procedure <procedure name> (<list of formal parameters>)  
    <procedure body>  
end
```

- b. Call instructions of the following form. These are used for activating the execution of procedures. Each list of actual parameters is equal in size to the corresponding list of formal parameters, and it consists of variable names that are all distinct.

```
call <procedure name>(<list of actual parameters>)
```

- c. Return instructions of the following form. These are used for deactivating the execution of procedures. The instructions are restricted to appearing only inside procedure bodies.

```
return
```

Finite-domain programs that allow recursion are called *recursive finite-domain programs*.

An execution of a call instruction activates the execution of the procedure that is invoked. The activation consists of copying the values from the variables in the list of actual parameters to the corresponding variables in the list of formal parameters, and of transferring the control to the first instruction in the body of the procedure.

An execution of a return instruction causes the deactivation of the last of those activations of the procedures that are still in effect. The deactivation causes the transfer of control to the instruction immediately following the call instruction that was responsible for this last activation. Upon the transfer of control, the values from the variables in the list of formal parameters are copied to the corresponding variables in the list of actual parameters. In addition, the variables that do not appear in the list of actual parameters are restored to their values just as before the call instruction was executed.

All the variables of a program are assumed to be recognized throughout the full scope of the program, and each of them is allowed to appear in an arbitrary number of lists of formal and actual variables.

Any attempt to enter or leave a procedure without using a call instruction or a return instruction, respectively, causes the program to abort execution in a rejecting configuration.

In what follows, each call instruction and each return instruction is considered to be an instruction segment.

Example 3.1.1 Let P be the recursive finite-domain program in Figure [3.1.1](#). The variables are assumed to have the domain $\{0, 1\}$, with 0 as initial value. The program P accepts exactly those inputs in which the number of 0's is equal to the number of 1's. On each such input the program outputs those input values that are preceded by the same number of 0's as 1's.

```

do
    if eof then accept
    read x
    write x
    call RP(x)
until false
procedure RP(y)
    do
        read z
        if z ≠ y then
            return
            call RP(z)
        until false
    end
end

```

/* I₁ */
 /* I₂ */
 /* I₃ */
 /* I₄ */
 /* I₅ */
 /* I₆ */
 /* I₇ */
 /* I₈ */
 /* I₉ */
 /* I₁₀ */
 /* I₁₁ */
 /* I₁₂ */

Figure 3.1.1 A recursive finite-domain program.

On input 00111001 the program starts by reading the first input value 0 in I₃, writing 0 in I₄, and transferring the control to RP in I₅. Upon entering RP $x = y = z = 0$. In RP the program uses instruction segment I₈ to read the second input value 0, and then it calls RP recursively in I₁₁.

The embedded activation of RP reads the first 1 in the input and then executes the return instruction, to resume in I₁₂ with $x = y = z = 0$ the execution of the first activation of RP. The procedure continues by reading the second 1 of the input into z, and then returns to resume the execution of the main program in I₆ with $x = y = z = 0$. The main program reads 1 into x, prints out that value, and invokes RP.

Upon entering RP $x = y = 1$ and $z = 0$. The procedure reads 0 and then returns the control to the main program. The main program reads into x the last 0 of the input, prints the value out, and calls RP again. RP reads the last input value and returns the control to the main program, where the computation is terminated at I₂.

The table in Figure [3.1.2](#) shows the flow of data upon the activation and deactivation of RP. □

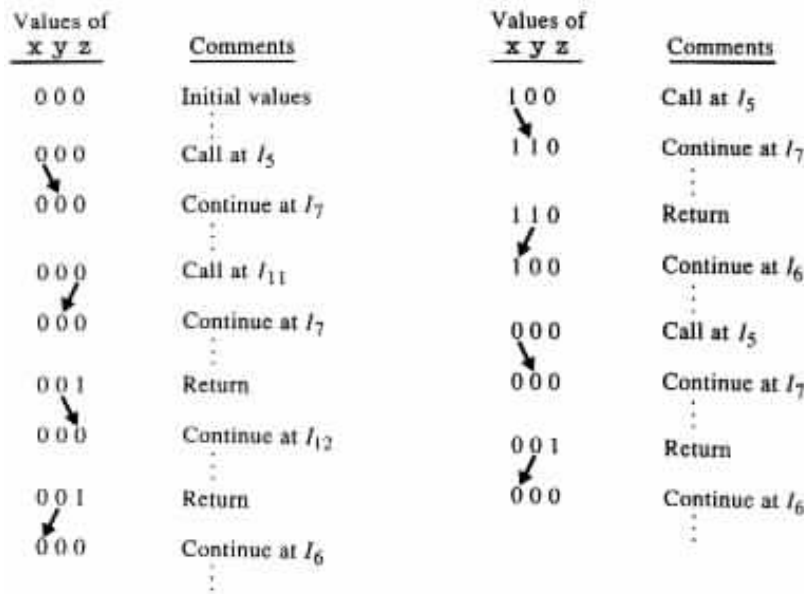


Figure 3.1.2 Flow of data in the program of Figure 3.1.1 on input 00111001.

```

call RP(parity)
if parity = 0 then
    if eof then accept
reject
procedure RP(parity)
    do          /* Process the next symbol in w. */
        read x
        write x
        parity := 1 - parity
        call RP(parity)
    or          /* Leave w and go to wrev. */
        return
    until true
/* Process the next symbol in wrev. */
read y
if y ≠ x then reject
return
end

```

Figure 3.1.3 A recursive finite-domain program.

The definition given here for recursion is not standard, but can be shown to be equivalent to standard definitions. The sole motivation for choosing the nonstandard definition is because it simplifies the notion of states of recursive programs. The convention that the variables of a program are recognizable throughout the full scope of the program is introduced to allow uniformity in the definition of states. The convention -- that upon the execution of a return instruction the variables that do not appear in the list of actual parameters are restored to their values just before the execution of the corresponding call instructions -- is introduced to show a resemblance to the notion of local variables in procedures.

Example 3.1.2 The recursive finite-domain program in Figure 3.1.3 computes the relation $\{ (ww^{\text{rev}}, w) \mid w \text{ is a string of even length in } \{0, 1\}^* \}$. The domain of the variables is assumed to equal $\{0, 1\}$, with 0 as initial value. On input 00111100 the program has a unique computation that gives the output 0011. The program makes five calls to the procedure RP while reading 0011. Then it proceeds with five returns while reading 1100. \square

It turns out that an approach similar to the one used for studying finite-memory programs can also be used for studying recursive finite-domain programs. The main difference between the two cases is in the complexity of the argumentation.

Moreover, as in the case of finite-memory programs, it should be emphasized here that recursive finite-domain programs are important not only as a vehicle for investigating the general class of programs but also on their own merits. For instance, in many compilers the syntax analyzers are basically designed as recursive finite-domain programs. (The central task of a syntax analyzer is to group together, according to some grammatical rules, the tokens in the program that is compiled. Such a grouping enables the compiler to detect the structure of the program, and therefore to generate the object code.)

[\[next\]](#) [\[front\]](#) [\[up\]](#)

3.2 Pushdown Transducers

Pushdown Transducers

Configurations and Moves of Pushdown Transducers

Determinism and Nondeterminism in Pushdown Transducers

Computations of Pushdown Transducers

From Recursive Finite-Domain Programs to Pushdown Transducers

From Pushdown Transducers to Recursive Finite-Domain Programs

Pushdown Automata

In general, recursion in programs is implemented by means of a pushdown store, that is, a last-in-first-out memory. Thus, it is only natural to suspect that recursion in finite-domain programs implicitly allows an access to some auxiliary memory. Moreover, the observation makes it also unsurprising that the computations of recursive finite-domain programs can be characterized by finite-state transducers that are augmented with a pushdown store. Such transducers are called pushdown transducers.

Pushdown Transducers

Each pushdown transducer M can be viewed as an abstract computing machine that consists of a *finite-state control*, an *input tape*, a read-only *input head*, a *pushdown tape* or *pushdown store*, a read-write *pushdown head*, an *output tape*, and a write-only *output head* (see Figure 3.2.1). Each move of M is determined by the state of M , the input to be consumed, and the content on the top of the pushdown store. Each move of M consists of changing the state of M , reading at most one input symbol, changing the content on top of the pushdown store, and writing at most one symbol into the output.

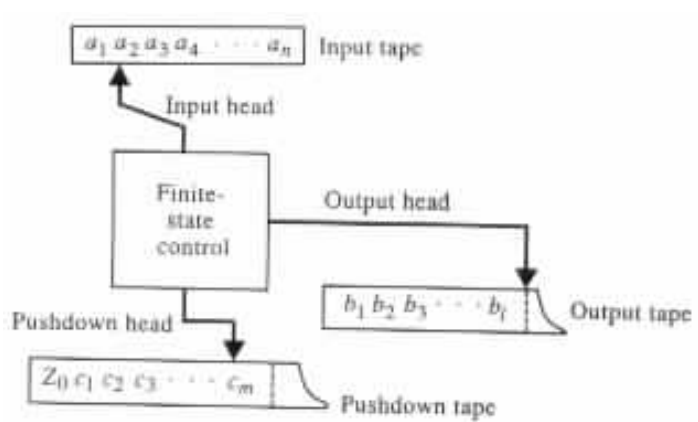


Figure 3.2.1 Schema of a pushdown transducer.

Example 3.2.1 A pushdown transducer M can compute the relation $\{ (a^i b^i, c^i) \mid i \geq 1 \}$ by checking that each input has the form $a \dots a b \dots b$ with the same number of a 's as b 's, and writing that many c 's. The computations of M can be in the following manner (see Figure 3.2.2).

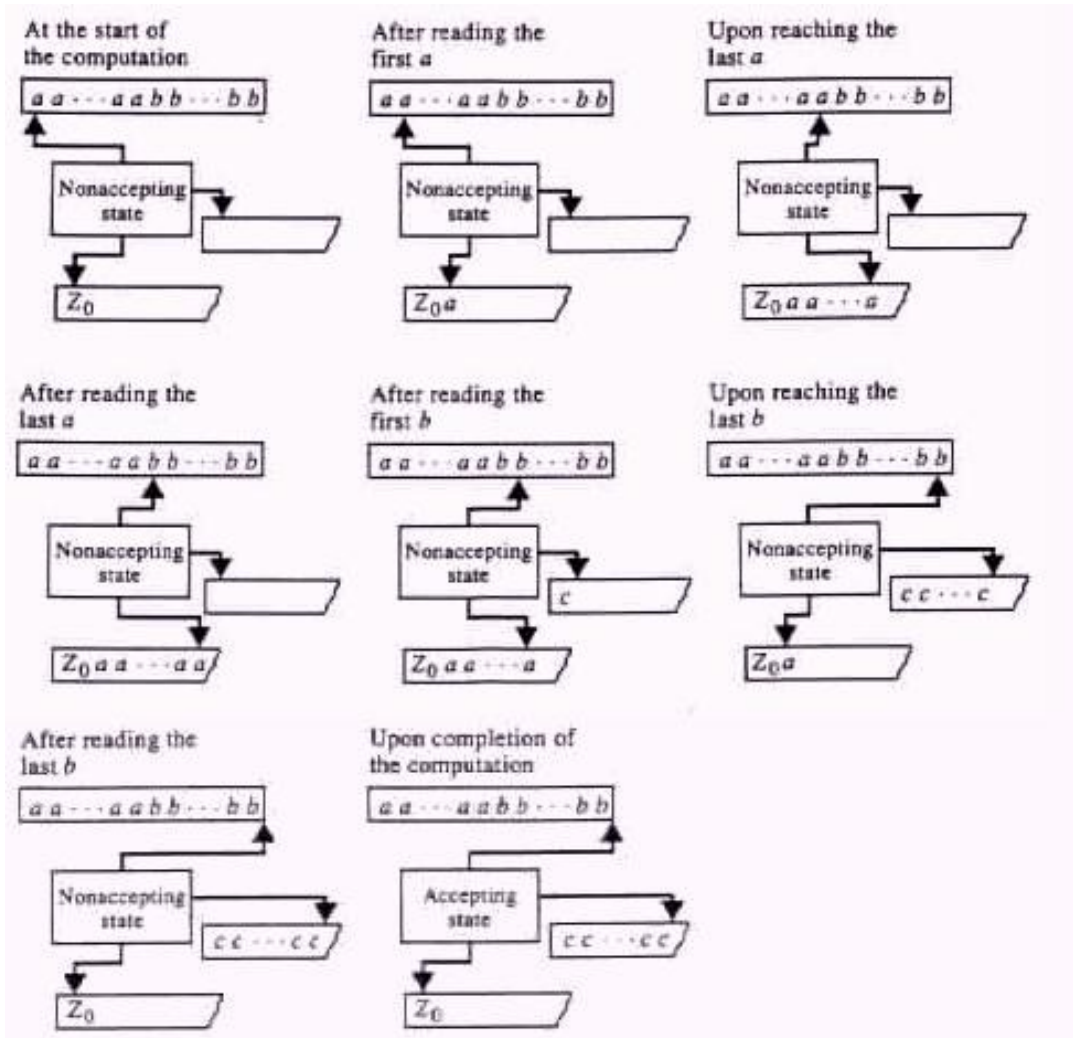


Figure 3.2.2 A description of how a pushdown transducer can compute the relation $\{ (a^i b^i, c^i) \mid i \geq 1 \}$.

Initially the pushdown store is assumed to contain just one symbol, say, Z_0 to mark the bottom of the pushdown store. M starts each computation by reading the a 's from the input tape while pushing them into the pushdown store. The symbols are read one at a time from the input.

Once M is done reading the a 's from the input, it starts reading the b 's. As M reads the b 's it retrieves, or pops, one a from the pushdown store for each symbol b that it reads from the input. In addition, M writes one c to the output for each symbol b that it reads from the input.

M accepts the input if and only if it reaches the end of the input at the same time as it reaches the symbol Z_0 in the pushdown store. M rejects the input if it reaches the symbol Z_0 in the pushdown store before reaching the end of the input, because in such a case the input contains more b 's than a 's. M rejects the input if it reaches the end of the input before reaching the symbol Z_0 in the pushdown store, because in such a case the input contains more a 's than b 's. \square

Formally, a mathematical system M consisting of an eight-tuple $\langle Q, \Sigma, \Gamma, \Delta, \delta, q_0, Z_0, F \rangle$ is called a *pushdown transducer* if it satisfies the following conditions.

Q

is a finite set, where the elements of Q are called the *states* of M .

Σ, Γ and Δ

are alphabets. Σ is called the *input alphabet* of M, and its elements are called the *input symbols* of M. Γ is called the *pushdown alphabet* of M, and its elements are called the *pushdown symbols* of M. Δ is called the *output alphabet* of M, the elements of which are called the *output symbols* of M.

δ

is a relation from $Q \times (\Sigma \cup \{\epsilon\}) \times (\Gamma \cup \{\epsilon\})$ to $Q \times \Gamma^* \times (\Delta \cup \{\epsilon\})$. δ is called the *transition table* of M, the elements of which are called the *transition rules* of M.

q_0

is an element in Q, called the *initial state* of M.

Z_0

is an element in Γ , called the *bottom pushdown symbol* of M.

F

is a subset of Q. The states in the subset F are called the *accepting*, or *final*, *states* of M.

In what follows, each transition rule $(q, \alpha, \beta, p, \Upsilon, \rho)$ of a pushdown transducer will be written as $(q, \alpha, \beta, p, \Upsilon, \rho)$.

Example 3.2.2 $M = \langle Q, \Sigma, \Gamma, \Delta, \delta, q_0, Z_0, F \rangle$ is a pushdown transducer if $Q = \{q_0, q_1, q_2\}$; $\Sigma = \{a, b\}$; $\Delta = \{a, b\}$; $\Gamma = \{Z_0, c\}$; $\delta = \{(q_0, a, \epsilon, q_0, c, \epsilon), (q_0, b, \epsilon, q_0, c, \epsilon), (q_0, \epsilon, \epsilon, q_1, \epsilon, \epsilon), (q_1, a, c, q_1, \epsilon, a), (q_1, b, c, q_1, \epsilon, b), (q_1, \epsilon, Z_0, q_2, Z_0, \epsilon)\}$; and $F = \{q_2\}$. \square

By definition, in each transition rule $(q, \alpha, \beta, p, \Upsilon, \rho)$ the entries q and p are states in Q, α is either an input symbol or an empty string, β is either a pushdown symbol or an empty string, Υ is a string of pushdown symbols, and ρ is either an output symbol or an empty string.

Each pushdown transducer $M = \langle Q, \Sigma, \Gamma, \Delta, \delta, q_0, Z_0, F \rangle$ can be graphically represented by a *transition diagram* of the following form. For each state in Q the transition diagram has a corresponding node drawn as a circle. The initial state is identified by an arrow from nowhere that points to the corresponding node. Each accepting state is identified by a double circle. Each transition rule $(q, \alpha, \beta, p, \Upsilon, \rho)$ is represented by an edge from the node that corresponds to state q to the node that corresponds to state p. In addition, the edge is labeled with

$$\frac{\alpha}{\beta/\Upsilon/\rho}$$

For notational convenience, edges that agree in their origin and destination are merged, and their labels are separated by commas.

Example 3.2.3 Figure 3.2.3 gives the transition diagram for the pushdown transducer of Example 3.2.2.

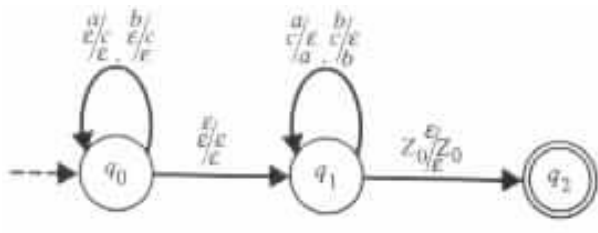


Figure 3.2.3 A transition diagram of a pushdown transducer.

The label

$$\frac{\alpha}{\epsilon/\epsilon}$$

on the edge that starts and ends at state q_0 corresponds to the transition rule $(q_0, \alpha, \epsilon, q_0, \epsilon, \epsilon)$. The label

$$\frac{\epsilon}{\epsilon/\epsilon}$$

on the edge that starts at state q_0 and ends at state q_1 corresponds to the transition rule $(q_0, \epsilon, \epsilon, q_1, \epsilon, \epsilon)$. \square

The top row " α " in the label

$$\frac{\alpha}{\beta/\gamma}$$

corresponds to the input tape. The middle row " β/γ " corresponds to the pushdown tape. The bottom row " ρ " corresponds to the output tape.

Throughout the text the following conventions are assumed for each production rule $(q, \alpha, \beta, p, \Upsilon, \rho)$ of a pushdown transducer. The conventions do not affect the power of the pushdown transducers, and they are introduced to simplify the investigation of the pushdown transducers.

- a. If $\beta = Z_0$, then Z_0 is a prefix of Υ .
- b. Υ is a string of length 2 at most.
- c. If Υ is a string of length 2, the β is equal to the first symbol in Υ .

Configurations and Moves of Pushdown Transducers

On each input x from Σ^* the pushdown transducer M has some set of possible configurations (see Figure 3.2.4). Each *configuration*, or *instantaneous description*, of M is a triplet (uqv, z, w) , where q is a state of M , $uv = x$ is the input of M , z is a string from Γ^* of pushdown symbols, and w is a string from Δ^* of output symbols. Intuitively, a configuration (uqv, z, w) says that M on input x can reach state q with z in its pushdown store, after reading u and writing w . With no loss of generality it is assumed that Σ and Q are mutually disjoint.

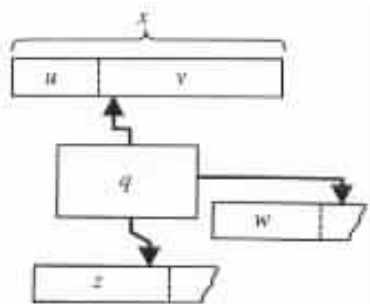


Figure 3.2.4 A configuration of a pushdown transducer.

The configuration is said to be an *initial configuration* if $q = q_0$, $u = w = \epsilon$, and $z = Z_0$. Such an initial configuration says that M is in its initial state q_0 , with none of the input symbols being read yet (i.e., $u = \epsilon$), with the output being still empty (i.e., $w = \epsilon$), and the pushdown being still in its original stage (i.e., $z = Z_0$). In addition, the configuration says that M is given the input v .

The configuration is said to be an *accepting configuration* if $v = \epsilon$ and q is an accepting state. Such an accepting configuration says that M reached an accepting state after reading all the input (i.e., $v = \epsilon$) and writing w . In addition, the configuration says that the input M has consumed is equal to v .

Example 3.2.4 Consider the pushdown transducer M whose transition diagram is given in Figure 3.2.3. (q_0abbb, Z_0, ϵ) is the initial configuration of M on input $abbb$. The configuration $(abq_1bb, Z_0cc, \epsilon)$ of M says that M consumed already $u = ab$ from the input, the remainder of the input is $v = bb$, M has reached state q_1 with the string Z_0cc in the pushdown store, and the output so far is empty. The configurations are illustrated in Figure 3.2.5(a) and Figure 3.2.5(b), respectively.

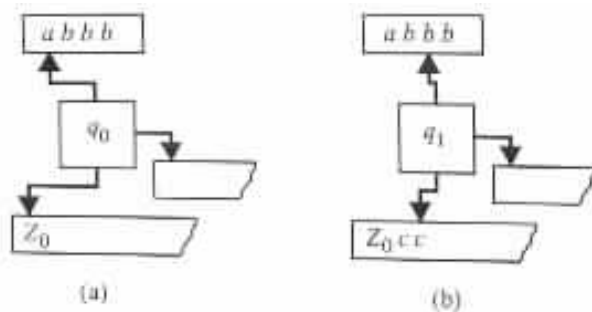


Figure 3.2.5 Configurations of the pushdown transducer of Figure 3.2.3.

$(abbbq_2, Z_0, bb)$ and $(abq_2bb, Z_0cc, \epsilon)$ are also configurations of M_0 . The first configuration is accepting. The second, however, is not an accepting configuration despite its being in an accepting state, because the input has not been consumed until its end. \square

The transition rules of M are used for defining the possible moves of M . Each move is in accordance with some transition rule. A *move* on transition rule $(q, \alpha, \beta, p, \Upsilon, \rho)$ changes the state of the finite-state control from q to p ; reads α from the input tape, moving the input head $|\alpha|$ positions to the right; writes ρ in the output tape, moving the output head $|\rho|$ positions to the right; and replaces on top of the pushdown store (i.e., from the location of the pushdown head to its left) the string β with the string Υ , moving the pushdown head $|\Upsilon| - |\beta|$ positions to the right. The move is said to be a *pop* move if $|\Upsilon| < |\beta|$. The move is said to be a *push* move if $|\beta| < |\Upsilon|$. The symbol under the pushdown head is called the *top symbol* of the pushdown store.

A move of M from configuration C_1 to configuration C_2 is denoted $C_1 \vdash_M C_2$, or simply $C_1 \vdash C_2$ if M is understood. A sequence of zero or more moves of M from configuration C_1 to configuration C_2 is denoted $C_1 \vdash_M^* C_2$, or simply $C_1 \vdash^* C_2$, if M is understood.

Example 3.2.5 The pushdown transducer whose transition diagram is given in Figure 3.2.3, has a sequence of moves on input $abbb$ that is given by the following sequence of configurations: $(q_0abbb, Z_0, \epsilon) \vdash (aq_0bbb, Z_0c, \epsilon) \vdash (abq_0bb, Z_0cc, \epsilon) \vdash (abq_1bb, Z_0cc, \epsilon) \vdash (abbq_1b, Z_0c, b) \vdash (abbbq_1, Z_0, bb) \vdash (abbbq_2, Z_0, bb)$. This sequence is the only one that can start at the initial configuration and end at an accepting configuration for the input $abbb$. The sequence of configurations is depicted graphically in Figure 3.2.6.

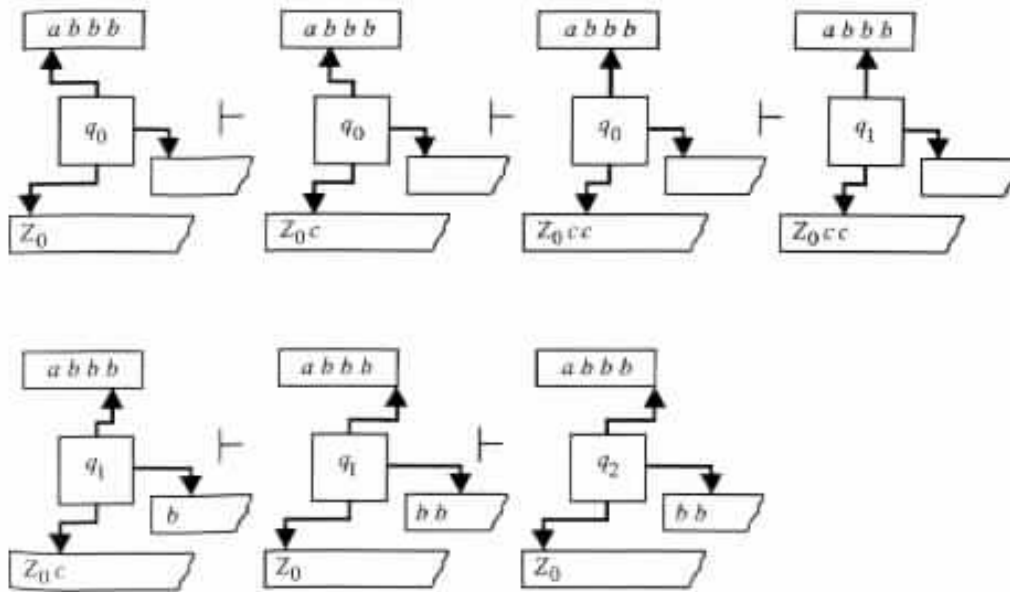


Figure 3.2.6 Transition between configurations of the pushdown transducer of Figure 3.2.3.

All the moves of M on the transition rules that both start and end at state q_0 are push moves. All the moves of M on the transition rules that both start and end at state q_1 are pop moves. \square

A string in the pushdown store that starts at the bottom symbol and ends at the top symbol, excluding the bottom symbol, is called the *content* of the pushdown store. The pushdown store is said to be *empty* if its content is empty.

Example 3.2.6 Let M be the pushdown transducer of Figure 3.2.3. Consider the computation of M on input $abbb$ (see Figure 3.2.6). M starts with an empty pushdown store, adding c to the store during the first move. After the second move, the content of the pushdown store is cc . The content of the pushdown store does not change during the third move. \square

Determinism and Nondeterminism in Pushdown Transducers

The definitions of determinism and nondeterminism in pushdown transducers are, in principal, similar to those provided for finite-state transducers. The difference arises only in the details.

A pushdown transducer $M = \langle Q, \Sigma, \Gamma, \Delta, \delta, q_0, Z_0, F \rangle$ is said to be *deterministic* if for each state q in Q ; each input symbol a in Σ ; and each pushdown symbol Z in Γ , the union $\delta(q, a, Z) \cup \delta(q, a, \epsilon) \cup \delta(q, \epsilon, Z) \cup \delta(q, \epsilon, \epsilon)$, is a multiset that contains at most one element.

Intuitively, M is deterministic if the state and the top pushdown symbol are sufficient for determining whether or not a symbol is to be read from the input, and the state, the top pushdown symbol, and the input to be read are sufficient for determining which transition rule is to be used.

A pushdown transducer is said to be *nondeterministic* if it is not a deterministic pushdown transducer.

Example 3.2.7 Let M_1 be the pushdown transducer whose transition diagram is given in Figure 3.2.3.

In a move from state q_1 , the pushdown transducer M_1 reads an input symbol if and only if the topmost pushdown symbol is not

Z_0 . If the symbol is not Z_0 , then the next symbol in the input uniquely determines which transition rule is to be used in the move. If the topmost pushdown symbol is Z_0 , then M_1 must use the transition rule that leads to q_2 . Consequently, the moves that originate at state q_1 can be fully determined "locally."

On the other hand, the moves from state q_0 cannot be determined locally, because the topmost pushdown symbol is not sufficient for determining if an input symbol is to be read in the move.

It follows that M_1 is a nondeterministic pushdown transducer. However, the pushdown transducer M_2 whose transition diagram is given in Figure 3.2.7 is deterministic.

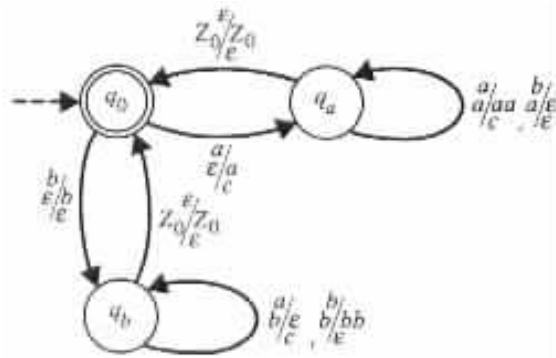


Figure 3.2.7 A deterministic pushdown transducer.

To move from state q_0 the pushdown transducer M_2 has to read an input symbol. If it reads the symbol a , then the move takes M_2 to state q_a . If it reads the symbol b , then the move takes M_2 to state q_b .

The topmost symbol in the pushdown store determines whether M_2 must enter state q_0 or state q_a on a move that originates at state q_a . If the topmost symbol is Z_0 , then M moves to state q_0 . If the topmost symbol is a , then M moves to state q_a . In the latter case M uses the transition rule (q_a, a, a, q_a, aa, c) if the input symbol to be read is a , and it uses the transition rule $(q_a, b, a, q_a, \epsilon, \epsilon)$ if the symbol to be read is b . \square

Computations of Pushdown Transducers

The computations of the pushdown transducers are also defined like the computations of the finite-state transducers. An *accepting computation* of a pushdown transducer M is a sequence of moves of M that starts at an initial configuration and ends at an accepting one. A *nonaccepting*, or *rejecting*, *computation* of M is a sequence of moves on an input x , for which the following conditions hold.

- The sequence starts from the initial configuration of M on input x .
- If the sequence is finite, it ends at a configuration from which no move is possible.
- M has no accepting computation on input x .

Each accepting computation and each nonaccepting computation of M is said to be a *computation* of M .

A computation is said to be a *halting computation* if it consists of a finite number of moves.

Example 3.2.8 Consider the pushdown transducer M whose transition diagram is given in Figure 3.2.7. The pushdown

transducer has accepting computations only on those inputs that have the same number of a's as b's. On each input w in which the pushdown transducer has an accepting computation, it writes the string c^i onto the output tape, where $i = (\text{the number of a's in } w) = (\text{the number of b's in } w)$.

The pushdown transducer enters state q_0 whenever the portion of the input read so far contains the same number of a's and b's. The pushdown transducer enters state q_a whenever the portion of the input read so far contains more a's than b's. Similarly, the pushdown transducer enters state q_b whenever the portion of the input read so far contains more b's than a's. The pushdown store is used for recording the difference between the number of a's and the number of b's, at any given instant of a computation.

On input $aabbba$ the pushdown transducer M has only one computation. M starts the computation by moving from state q_0 to state q_a , while reading a , writing c , and pushing a into the pushdown store. In the second move M reads a , writes c , pushes a into the pushdown store, and goes back to q_a . In the third and fourth moves M reads b , pops a from the pushdown store, and goes back to state q_a . In the fifth move M goes to state q_0 without reading, writing, or changing the content of the pushdown store. In the sixth move M reads b , pushes b into the pushdown store, and moves to state q_b . In its seventh move M reads a , pops b from the pushdown store, writes c , and goes back to q_b . The computation terminates in an accepting configuration by a move from state q_b to state q_0 in which no input is read, no output is written, and no change is made in the content of the pushdown store. \square

By definition, each move in each computation must be on a transition rule that keeps the computation in a path, that eventually causes the computation to read all the input and halt in an accepting state. Whenever more than one such alternative in the set of feasible transition rules exists, then any of these alternatives can be chosen. Similarly, whenever none of the feasible transition rules satisfies the conditions above, then any of these transition rules can be chosen. This observation suggests that we view the computations of the pushdown transducers as also being executed by imaginary agents with magical power.

An input x is said to be *accepted*, or *recognized*, by a pushdown transducer M if M has an accepting computation on x . An accepting computation on x that terminates in a configuration of the form (xq_f, z, w) is said to have an *output* w . The output of a nonaccepting computation is assumed to be undefined.

Example 3.2.9 Consider the pushdown transducer M , whose transition diagram is given in Figure [3.2.3](#). The pushdown transducer accepts exactly those inputs that have even length. In each accepting computation the pushdown transducer outputs the second half of the input.

As long as the pushdown transducer is in state q_0 , it repeatedly reads an input symbol and stores c in the pushdown store. Alternatively, as long as the pushdown transducer is in state q_1 , it repeatedly reads an input symbol and pops c from the pushdown store.

Upon reaching an empty pushdown store, the pushdown transducer makes a transition from state q_1 to state q_2 to verify that the end of the input has been reached. Consequently, in its accepting computations, the pushdown transducer must make a transition from state q_0 to state q_1 upon reaching the middle of its inputs.

On input $abbb$ the pushdown transducer starts (its computation) with two moves, reading the first two input symbols, pushing two c 's into the pushdown store, and returning to state q_0 . In its third move the pushdown transducer makes a transition from state q_0 to state q_1 .

The pushdown transducer continues with two moves, reading the last two symbols in the input, popping two c 's from the pushdown store, and copying the input being read onto the output tape.

The pushdown concludes its computation on input $abbb$ by moving from state q_1 to state q_2 .

If M on input $abbb$ reads more than two input symbols in the moves that originate at state q_0 , it halts in state q_1 because of an excess of symbols in the pushdown store. If M on input $abbb$ reads fewer than two input symbols in the moves that originates at state q_1 , it halts in state q_1 because of a lack of symbols in the pushdown store. In either case the sequences of moves do not define computations of M . \square

This example shows that, on inputs accepted by a pushdown transducer, the transducer may also have executable sequences of transition rules which are not considered to be computations.

Other definitions, such as those of the relations computable by pushdown transducers, the languages accepted by pushdown transducers, and the languages decided by pushdown transducers, are similar to those given for finite-state transducers in Section 2.2.

Example 3.2.10 The pushdown transducer M_1 , whose transition diagram is given in Figure 3.2.3, computes the relation $\{ (xy, y) \mid xy \text{ is in } \{a, b\}^*, \text{ and } |x| = |y| \}$.

The pushdown transducer M_2 , whose transition diagram is given in Figure 3.2.7 computes the relation $\{ (x, c^i) \mid x \text{ is in } \{a, b\}^*, \text{ and } i = (\text{number of a's in } x) = (\text{number of b's in } x) \}$. \square

[From Recursive Finite-Domain Programs to Pushdown Transducers](#)

The simulation of recursive finite-domain programs by pushdown transducers is similar to the simulation of the finite-memory programs by the finite-state transducers, as long as no call and return instructions are encountered. In such a case the pushdown transducers just trace across the states of the programs without using the pushdown store.

Upon reaching the call instructions, the pushdown transducers use their store to record the states from which the calls originate. Upon reaching the return instructions, the pushdown transducers retrieve from the store the states that activated the corresponding calls, and use this information to simulate the return instructions.

Specifically, consider any recursive finite-domain program P . Assume that P has m variables x_1, \dots, x_m , and k instruction segments I_1, \dots, I_k . Denote the initial value with \odot in the domain of the variables of P . Let a *state* of P be an $(m + 1)$ -tuple $[i, v_1, \dots, v_m]$, where i is a positive integer no greater than k and v_1, \dots, v_m are values from the domain of the variables of P .

The computational behavior of P can be modeled by a pushdown transducer $M = \langle Q, \Sigma, \Gamma, \Delta, \delta, q_0, Z_0, F \rangle$ whose states are used for recording the states of P , whose transition rules are used for simulating the transitions between the states of P , and whose pushdown store is used for recording the states of P which activated those executions of the procedures that have not been deactivated yet. $Q, \Sigma, \Gamma, \Delta, \delta, q_0, Z_0$, and F are defined in the following manner.

- Q** is a set containing of all those states that P can reach.
- Σ** is a set consisting of all those input values that P can read.
- Γ** is a set containing Z_0 and all the call states in Q . Z_0 is assumed to be a new element not in Q , and a call state is assumed to be a state that corresponds to a call instruction.
- Δ** is a set containing all the output values that P can write.
- q_0**

denotes the state $[1, \Theta, \dots, \Theta]$ of P .

F

denotes the set of all those states in Q corresponding to an instruction of the form **if eof then accept**.

δ

contains a transition rule of the form $(q, \alpha, \beta, p, \Upsilon, \rho)$ if and only if $q = [i, u_1, \dots, u_m]$ and $p = [j, v_1, \dots, v_m]$ are states in Q that satisfy the following conditions.

- By executing the instruction segment I_i , the program P (with values u_1, \dots, u_m in its variables x_1, \dots, x_m , respectively) can read α , write ρ , and reach instruction segment I_j with respective values v_1, \dots, v_m in its variables.
- If I_i is neither a call instruction nor a return instruction, then $\beta = \Upsilon = \epsilon$. That is, the pushdown store is ignored.
- If I_i is a call instruction, then $\beta = \epsilon$ and $\Upsilon = q$. That is, the state q of P prior to invoking the procedure is pushed on top of the store. The state is recorded to allow the simulation of a return instruction that deactivates the procedure's activation caused by I_i .
- If I_i is a return instruction then β is assumed to be a state of P , and the transition from state q to state p is assumed to deactivate a call made at state β . In such a case $\Upsilon = \epsilon$.

Example 3.2.11 Consider the recursive finite-domain program P in Figure 3.1.1 with $\{0, 1\}$ as the domain of its variables. The program is abstracted by the pushdown transducer whose transition diagram is given in Figure 3.2.8.

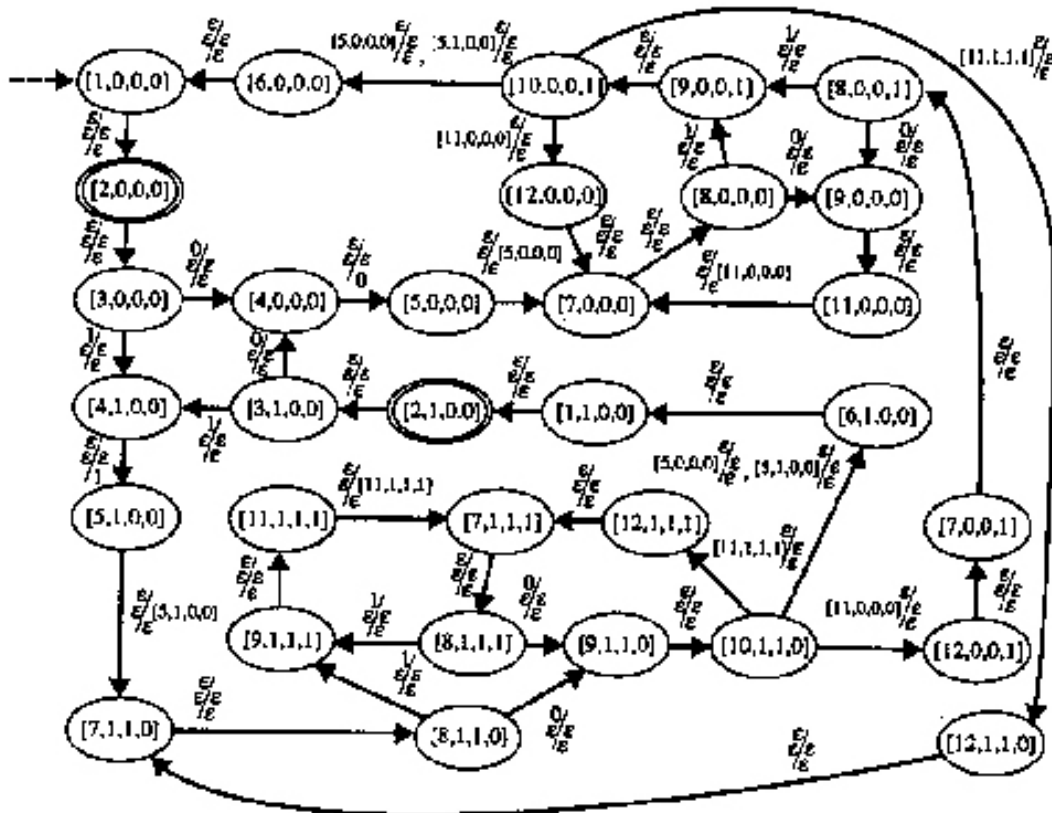


Figure 3.2.8 The transition diagram of a pushdown transducer that characterizes the recursive finite-domain program of Figure 3.1.1.

In the transition diagram, a state $[i, x, y, z]$ corresponds to instruction segment I_i with values x, y , and z in the variables x, y , and z , respectively.

On moving from state [3, 0, 0, 0] to state [4, 0, 0, 0], the pushdown transducer reads the value 0 into x . On moving from state [3, 0, 0, 0] to state [4, 1, 0, 0], the pushdown transducer reads the value 1 into x .

Each move from state [5, 1, 0, 0] to state [7, 1, 1, 0] corresponds to a call instruction, and each such move stores the state [5, 1, 0, 0] in the pushdown store. In each such move, the value of y in state [7, 1, 1, 0] is determined by the value of x in state [5, 1, 0, 0], and the values of x and z in [7, 1, 1, 0] are determined by the values of x and z in state [5, 1, 0, 0].

Each move from state [10, 1, 1, 0] to state [6, 1, 0, 0] that uses the transition rule $([10, 1, 1, 0], \epsilon, [5, 1, 0, 0], [6, 1, 0, 0], \epsilon, \epsilon, \epsilon)$ corresponds to an execution of a return instruction for a call that has been originated in state [5, 1, 0, 0]. The value of x in state [6, 1, 0, 0] is determined by the value of y in state [10, 1, 1, 0]. The values of y and z in state [6, 1, 0, 0] are determined by values of y and z in state [5, 1, 0, 0].

The pushdown transducer has the following computation on input 0011.

$$\begin{aligned}
 ([1,0,0,0]0011, Z_0, \epsilon) &\vdash ([2,0,0,0]0011, Z_0, \epsilon) \\
 &\vdash ([3,0,0,0]0011, Z_0, \epsilon) \\
 &\vdash (0[5,0,0,0]011, Z_0, 0) \\
 &\vdash (0[7,0,0,0]011, Z_0[5,0,0,0], 0) \\
 &\vdash (0[8,0,0,0]011, Z_0[5,0,0,0], 0) \\
 &\vdash (00[9,0,0,0]11, Z_0[5,0,0,0], 0) \\
 &\vdash (00[11,0,0,0]11, Z_0[5,0,0,0], 0) \\
 &\vdash (00[7,0,0,0]11, Z_0[5,0,0,0][11,0,0,0], 0) \\
 &\vdash (00[8,0,0,0]11, Z_0[5,0,0,0][11,0,0,0], 0) \\
 &\vdash (001[9,0,0,1]1, Z_0[5,0,0,0][11,0,0,0], 0) \\
 &\vdash (001[10,0,0,1]1, Z_0[5,0,0,0][11,0,0,0], 0) \\
 &\vdash (001[12,0,0,0]1, Z_0[5,0,0,0], 0) \\
 &\vdash (001[7,0,0,0]1, Z_0[5,0,0,0], 0) \\
 &\vdash (001[8,0,0,0]1, Z_0[5,0,0,0], 0) \\
 &\vdash (0011[9,0,0,1], Z_0[5,0,0,0], 0) \\
 &\vdash (0011[10,0,0,1], Z_0[5,0,0,0], 0) \\
 &\vdash (0011[6,0,0,0], Z_0, 0) \\
 &\vdash (0011[1,0,0,0], Z_0, 0)
 \end{aligned}$$

□

[From Pushdown Transducers to Recursive Finite-Domain Programs](#)

Using the previous discussion, we conclude that there is an algorithm that translates any given recursive finite-domain program into an equivalent pushdown transducer. Conversely, there is also an algorithm that derives an equivalent recursive finite-domain program from any given pushdown transducer $M = \langle Q, \Sigma, \Gamma, \Delta, \delta, q_0, Z_0, F \rangle$. The recursive finite-domain program can be a table-driven program of the form shown in Figure 3.2.9. The program simulates the pushdown transducer in a manner similar to that of simulating a finite-state transducer by a finite-memory program as shown in Section 2.2. The main difference is in simulating the effect of the pushdown store.


```

state := q0
do
  top := Z0
  call RP(top)          /* Record the bottom pushdown symbol Z0. */
until false
procedure RP(top)
do
  /* Accept if an accepting state of M is reached at the end of the input.
  */
  if F(state) then
    if eof then accept
  /* Nondeterministically find the entries of the transition rule (q, α, β, p,
  γ, ρ)
  that M uses in the next simulated move.
  */
  do in := e or read in until true          /*          in :=
α */
  do pop := e or pop := top until true     /*          pop := β */
  next_state := ?                          /* next_state :=
p */
  push := ?                                /*          push :=
γ */
  out := ?                                 /*          out
:= ρ */
  if not δ(state, in, pop, next_state, push, out) then reject
  /* Simulate the next move of M. */
  state := next_state
  if out ≠ e then write out
  if pop ≠ e then return
  if push ≠ e then call RP(push)
until false
end

```

Figure 3.2.9 A table-driven recursive finite-domain program for simulating pushdown transducers.

The program uses the variable `state` for recording the states that `M` leaves in its moves, the variable `top` for recording the topmost symbol in the pushdown store, the variable `in` for recording inputs that `M` consumes in its moves, the variable `next_state` for recording the states that `M` enters in its moves, the variable `pop` for recording the substrings that are replaced on top of the pushdown store, the variable `push` for recording the changes that have to be made on top of the pushdown store, and a variable `out` for recording the outputs that have to be written in the moves of `M`.

The content of the pushdown store is recorded indirectly through recursion. Each pushing of a symbol is simulated by a recursive call, and each popping of a symbol is simulated by a return.

The main program initializes the variable `state` to `q0`, and calls `RP` to record a pushdown store containing only `Z0`.

The body of the recursive procedure `RP` consists of an infinite loop. Each iteration of the loop starts by checking whether an

accepting state of M has been reached at the end of the input. If such is the case, the program halts in an accepting configuration. Otherwise, the program simulates a single move of M . The predicate F is used to determine whether $state$ holds an accepting state.

The simulation of each move of M is done in a nondeterministic manner. The program guesses the input to be read, the top portion of the pushdown store to be replaced, the state to be reached, the replacement to the top of the store, and the output to be written. Then the program uses the predicate δ for determining the appropriateness of the guessed values. The program aborts the simulation if it determines that the guesses are inappropriate. Otherwise, the program records the changes that have to be done as a result of the guessed transition rule.

The variables of the program are assumed to have the domain $Q \cup \Sigma \cup \Gamma \cup \Delta \cup \{e\}$, with e being a new symbol. In addition, with no loss of generality, it is assumed that each transition rule $(q, \alpha, \beta, p, \gamma, \rho)$ of M satisfies either $|\beta| + |\gamma| = 1$ or $\beta = \gamma = Z_0$. The latter assumptions are made to avoid the situation in which both a removal and an addition of a symbol in the pushdown store are to be simulated for the same move of M .

Example 3.2.12 For the pushdown transducer of Figure 3.2.3 the table-driven program has the domain of variables equal to $\{a, b, Z_0, c, q_0, q_1, q_2, e\}$. The truth values of the predicates F and δ are defined by the corresponding tables in Figure 3.2.10.

		δ				
		q_0, c, e	q_1, e, e	q_1, e, a	q_1, e, b	q_2, Z_0, e
F	q_0	false				
	q_1	false				
	q_2	true				
	q_0, e, e	false	true	false	false	false
	q_0, a, e	true	false	false	false	false
	q_0, b, e	true	false	false	false	false
		q_1, a, c	q_1, b, c	q_1, e, Z_0		
		false	false	true	false	false
		false	false	false	true	false
		false	false	false	false	true

Figure 3.2.10 Tables for a table-driven recursive finite-domain program that simulates the pushdown transducer of Figure 3.2.3.

(F and δ are assumed to have the value false for arguments that are not specified in the tables.)

The pushdown transducer can be simulated also by the non-table-driven program of Figure 3.2.11. \square

```

state := q0
next_top := Z0
call RP(next_top)
procedure RP(top)
do
  if state = q0 then
    do
      read in
      if (in ≠ a) and (in ≠ b) then reject
      next_top := c
      call RP(next_top)

```

```

    or
      state := q1
    until true
  if state = q1 then
    do
      if top = Z0 then state := q2
      if top = c then
        do
          read in
          if (in≠ a) and (in≠ b) then reject
          write in
          return
        until true
      until false
    if state = q2 then
      if eof then accept
    until false
  end
end

```

Figure 3.2.11 A non-table-driven recursive finite-domain program for simulating the pushdown transducer of Figure 3.2.3.

In a manner similar to the one discussed in Section 2.2 for finite-state transducers, the recursive finite-domain program can be modified to be deterministic whenever the given pushdown transducer is deterministic.

A formalization of the previous discussion implies the following theorem.

Theorem 3.2.1 A relation is computable by a nondeterministic (respectively, deterministic) recursive finite-domain program if and only if it is computable by a nondeterministic (respectively, deterministic) pushdown transducer.

Pushdown Automata

Pushdown transducers whose output components are ignored are called pushdown automata. Formally, a *pushdown automaton* is a tuple $\langle Q, \Sigma, \Gamma, \delta, q_0, Z_0, F \rangle$, where $Q, \Sigma, \Gamma, q_0, Z_0$, and F are defined as for pushdown transducers, and δ is a relation from $Q \times (\Sigma \cup \{\epsilon\}) \times (\Gamma \cup \{\epsilon\})$ to $Q \times \Gamma^*$.

As in the case for pushdown transducers, the following conditions are assumed for each transition rule $(q, \alpha, \beta, p, \Upsilon)$ of a pushdown automaton.

- If $\beta = Z_0$, then Z_0 is a prefix of Υ .
- Υ is a string of length 2 at most.
- If Υ is a string of length 2, then β is equal to the first symbol in Υ .

Transition diagrams similar to those used for representing pushdown transducers can be used to represent pushdown automata. The only difference is that the labels of the edges do not contain entries for outputs.

Example 3.2.13 The pushdown automaton M that is induced by the pushdown transducer of Figure 3.2.3 is $\langle Q, \Sigma, \Gamma, \delta, q_0, F \rangle$, where $Q = \{q_0, q_1, q_2\}$, $\Sigma = \{a, b\}$, $\Gamma = \{Z_0, c\}$, $\delta = \{(q_0, a, \epsilon, q_0, c), (q_0, b, \epsilon, q_0, c), (q_0, \epsilon, \epsilon, q_1, \epsilon), (q_1, a, c, q_1, \epsilon), (q_1, b, c, q_1, \epsilon)$,

$(q_1, \epsilon, Z_0, q_2, Z_0)\}$, and $F = \{q_2\}$. The pushdown automaton is represented by the transition diagram of Figure 3.2.12. \square

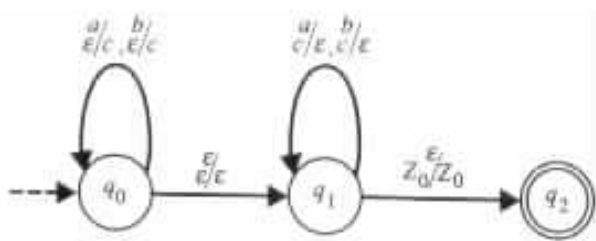


Figure 3.2.12 A transition diagram of a pushdown automaton.

The pushdown automaton is said to be *deterministic* if for each state q in Q , each input symbol a in Σ , and each pushdown symbol Z in Γ the union $\delta(q, a, Z) \cup \delta(q, a, \epsilon) \cup \delta(q, \epsilon, Z) \cup \delta(q, \epsilon, \epsilon)$ is a multiset that contains at most one element. The pushdown automaton is said to be *nondeterministic* if it is not a deterministic pushdown automaton.

A *configuration*, or an *instantaneous description*, of the pushdown automaton is a pair (uqv, z) , where q is a state in Q , uv is a string in Σ^* , and z is a string in Γ^* . Other definitions, such as those for initial and final configurations, $\vdash_M, \vdash, \vdash_M^*, \vdash^*$; and acceptance, recognition, and decidability of a language by a pushdown automaton, are similar to those given for pushdown transducers.

Example 3.2.14 The transition diagram in Figure 3.2.13

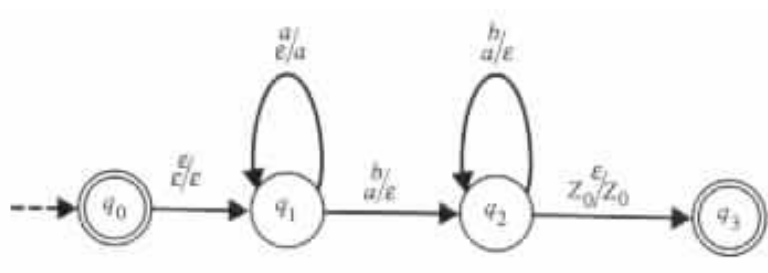


Figure 3.2.13 Transition diagram of a deterministic pushdown automaton that accepts $\{ a^i b^i \mid i \geq 0 \}$.

represents the deterministic pushdown automaton $\langle \{q_0, q_1, q_2, q_3\}, \{a, b\}, \{a, Z_0\}, \{(q_0, \epsilon, \epsilon, q_1, \epsilon), (q_1, a, \epsilon, q_1, a), (q_1, b, a, q_2, \epsilon), (q_2, b, a, q_2, \epsilon), (q_2, \epsilon, Z_0, q_3, Z_0)\}, q_0, Z_0, \{q_3\} \rangle$. The pushdown automaton accepts the language $\{ a^i b^i \mid i \geq 0 \}$. The pushdown automaton reads the a's from the input and pushes them into the pushdown store as long as it is in state q_1 . Then, it reads the b's from the input, while removing one a from the pushdown store for each b that is read. As long as it reads b's, the pushdown automaton stays in state q_2 . The pushdown automaton enters the accepting state q_3 once it has read the same number of b's as a's.

The transition diagram in Figure 3.2.14

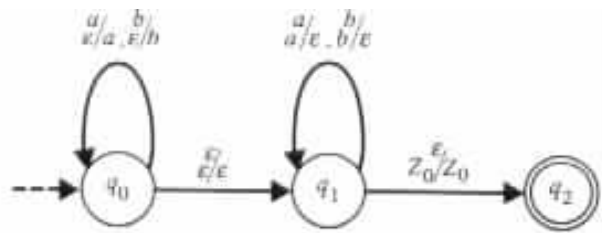


Figure 3.2.14 Transition diagram of a nondeterministic pushdown automaton that accepts $\{ ww^{\text{rev}} \mid w \text{ is in } \{a, b\}^* \}$.

is of a nondeterministic pushdown automaton that accepts the language $\{ ww^{\text{rev}} \mid w \text{ is in } \{a, b\}^* \}$. In state q_0 the pushdown automaton reads w and records it in the pushdown store in reverse order. On the other hand, in state q_1 the pushdown automaton reads w^{rev} and compares it with the string recorded in the pushdown store. \square

[\[next\]](#) [\[prev\]](#) [\[prev-tail\]](#) [\[front\]](#) [\[up\]](#)

[\[next\]](#) [\[prev\]](#) [\[prev-tail\]](#) [\[tail\]](#) [\[up\]](#)

3.3 Context-Free Languages

[From Context-Free Grammars to Type 2 Grammars](#)

[From Context-Free Grammars to Pushdown Automata](#)

[From Context-Free Grammars to Recursive Finite-Domain Programs](#)

[From Recursive Finite-Domain Programs to Context-Free Grammars](#)

[The Nonterminal Symbols of G](#)

[The Production Rules of G](#)

[L\(G\) is Contained in L\(P\)](#)

[L\(P\) is Contained in L\(G\)](#)

Pushdown automata can be characterized by Type 2 grammars or, equivalently, by context-free grammars.

Specifically, a Type 0 grammar $G = \langle N, \Sigma, P, S \rangle$ is said to be *context-free* if each of its production rules has exactly one nonterminal symbol on its left hand side, that is, if each of its production rules is of the form $A \rightarrow \alpha$.

The grammar is called context-free because it provides no mechanism to restrict the usage of a production rule $A \rightarrow \alpha$ within some specific context. However, in a Type 0 grammar such a restriction can be achieved by using a production rule of the form $\beta A \gamma \rightarrow \beta \alpha \gamma$ to specify that $A \rightarrow \alpha$ is to be used only within the context of β and γ .

The languages that context-free grammars generate are called *context-free languages*.

Example 3.3.1 The language $\{ a^{i_1} b^{i_1} a^{i_2} b^{i_2} \dots a^{i_n} b^{i_n} \mid n, i_1, \dots, i_n \geq 0 \}$ is generated by the context-free grammar $\langle N, \Sigma, P, S \rangle$, whose production rules are given below.

$$\begin{array}{l} S \rightarrow SS \\ \quad \rightarrow A \\ \quad \rightarrow \epsilon \\ A \rightarrow aAb \\ \quad \rightarrow ab \end{array}$$

□

[From Context-Free Grammars to Type 2 Grammars](#)

Recall that a Type 2 grammar is a context-free grammar $G = \langle N, \Sigma, P, S \rangle$ in which $A \rightarrow \epsilon$ in P implies that $A = S$ and that no right-hand side of the production rules contains S . By the following theorem it follows that context-free grammars and Type 2 grammars act as "maximal" and "minimal" grammars for the same class of languages.

Theorem 3.3.1 Each context-free language is also a Type 2 language.

Proof Consider any context-free grammar $G_1 = \langle N, \Sigma, P_1, S_1 \rangle$. A Type 2 grammar $G_2 = \langle N \cup \{S_2\}, \Sigma, P_2, S_2 \rangle$ satisfies $L(G_2) = L(G_1)$, if S_2 is a new symbol and P_2 is obtained from P_1 in the following way.

Initialize P_2 to equal $P_1 \cup \{S_2 \rightarrow S_1\}$. Then, as long as P_2 contains a production rule of the form $A \rightarrow \epsilon$ for some $A \neq S_2$, modify P_2 as follows.

- a. Delete the production rule $A \rightarrow \epsilon$ from P_2 .
- b. Add a production rule to P_2 of the form $B \rightarrow \alpha_A$ as long as such new production rules can be formed. α_A is assumed to be the string α with one appearance of A omitted in it, and α is assumed to be the right-hand side of a production rule of the form $B \rightarrow \alpha$ that is already in P_2 . If $\alpha_A = \epsilon$ and the production rule $B \rightarrow \epsilon$ has been removed earlier from P_2 , then the production rule is not reinserted to P_2 .

No addition of a production rule of the form $B \rightarrow \alpha_A$ to P_2 changes the generated language, because any usage of the production rule can be simulated by the pair $B \rightarrow \alpha$ and $A \rightarrow \epsilon$ of production rules.

Similarly, no deletion of a production rule $A \rightarrow \epsilon$ from P_2 affects the generated language, because each subderivation $C \Rightarrow \beta_1 A \beta_2 \Rightarrow^* \gamma_1 A \gamma_2 \Rightarrow \gamma_1 \gamma_2$ which uses $A \rightarrow \epsilon$ can be replaced with an equivalent subderivation of the form $C \Rightarrow \beta_1 \beta_2 \Rightarrow^* \gamma_1 \gamma_2$. \square

Example 3.3.2 Let G_1 be the context-free grammar whose production rules are listed below.

$$\begin{aligned}
 S_1 &\rightarrow \epsilon \\
 &\rightarrow S_1 a C C \\
 C &\rightarrow \epsilon \\
 &\rightarrow D a b \\
 D &\rightarrow S_1
 \end{aligned}$$

The construction in the proof of Theorem 3.3.1 implies the following equivalent grammars, where G_2 is a Type 2 grammar.

G'_1	G'_2	G'_3	G_2
Added $S_2 \rightarrow S_1$	Removed $S_1 \rightarrow \epsilon$	Removed $C \rightarrow \epsilon$	Removed $D \rightarrow \epsilon$
$S_2 \rightarrow S_1$	$S_2 \rightarrow S_1$	$S_2 \rightarrow S_1$	$S_2 \rightarrow S_1$
$S_1 \rightarrow \epsilon$	$\rightarrow \epsilon$	$\rightarrow \epsilon$	$\rightarrow \epsilon$
$\rightarrow S_1 a C C$	$S_1 \rightarrow S_1 a C C$	$S_1 \rightarrow S_1 a C C$	$S_1 \rightarrow S_1 a C C$
$C \rightarrow \epsilon$	$\rightarrow a C C$	$\rightarrow S_1 a C$	$\rightarrow S_1 a C$
$\rightarrow D a b$	$C \rightarrow \epsilon$	$\rightarrow S_1 a$	$\rightarrow S_1 a$
$D \rightarrow S_1$	$\rightarrow D a b$	$\rightarrow a C C$	$\rightarrow a C C$
	$D \rightarrow S_1$	$\rightarrow a C$	$\rightarrow a C$
	$\rightarrow \epsilon$	$\rightarrow a$	$\rightarrow a$
		$C \rightarrow D a b$	$C \rightarrow D a b$
		$D \rightarrow S_1$	$\rightarrow a b$
		$\rightarrow \epsilon$	$D \rightarrow S_1$

\square

[From Context-Free Grammars to Pushdown Automata](#)

Pushdown automata and recursive finite-domain programs process their inputs from left to right. To enable such entities to trace derivations of context-free grammars, the following lemma considers a similar property in the derivations of context-free grammars.

Lemma 3.3.1 If a nonterminal symbol A derives a string ρ of terminal symbols in a context-free grammar G , then ρ has a leftmost derivation from A in G .

Proof The proof is by contradiction. Recall that in context-free grammars the leftmost derivations $\rho_1 \Rightarrow \rho_2 \Rightarrow \dots \Rightarrow \rho_n$ replace

the leftmost nonterminal symbol in each sentential form ρ_i , $i = 1, 2, \dots, n - 1$.

The proof relies on the observation that the ordering in which the nonterminal symbols are replaced in the sentential forms is of no importance for the derivations in context-free grammars. Each nonterminal symbol in each sentential form is expanded without any correlation to its context in the sentential form.

Consider any context-free grammar G . For the purpose of the proof assume that a string ρ of terminal symbols has a derivation of length n from a nonterminal symbol A . In addition, assume that ρ has no leftmost derivation from A .

Let $A \Rightarrow \rho_1 \Rightarrow \dots \Rightarrow \rho_m \Rightarrow \dots \Rightarrow \rho_n = \rho$ be a derivation of length n in which $A \Rightarrow \rho_1 \Rightarrow \dots \Rightarrow \rho_m$ is a leftmost subderivation. In addition, assume that m is maximized over the derivations $A \Rightarrow^* \rho$ of length n . By the assumption that ρ has no leftmost derivation from A , it follows that $m < n - 1$.

The derivation in question satisfies $\rho_m = wB\hat{\rho}_m$, $\rho_{m+1} = wB\hat{\rho}_{m+1}$, \dots , $\rho_k = wB\hat{\rho}_k$, $\rho_{k+1} = w\beta\hat{\rho}_k$ for some string w of terminal symbols, production rule $B \rightarrow \beta$, $m < k < n$, and $\hat{\rho}_m, \dots, \hat{\rho}_k$. Thus $A \Rightarrow \rho_1 \Rightarrow \dots \Rightarrow \rho_{m-1} \Rightarrow \rho_m = wB\hat{\rho}_m \Rightarrow w\beta\hat{\rho}_m \Rightarrow w\beta\hat{\rho}_{m+1} \Rightarrow \dots \Rightarrow w\beta\hat{\rho}_k = \rho_{k+1} \Rightarrow \dots \Rightarrow \rho_n = \rho$ is also a derivation of ρ from A of length n .

However, in this new derivation $A \Rightarrow \rho_1 \Rightarrow \dots \Rightarrow \rho_m \Rightarrow w\beta\hat{\rho}_m$ is a leftmost subderivation of length $m + 1$. Consequently, contradicting the existence of a maximal m as implied above, from the assumption that ρ has only nonleftmost derivations from A .

As a result, the assumption that ρ has no leftmost derivation from A is also contradicted. \square

The proof of the following theorem shows how pushdown automata can trace the derivations of context-free grammars.

Theorem 3.3.2 Each context-free language is accepted by a pushdown automaton.

Proof Consider any context-free grammar $G = \langle N, \Sigma, P, S \rangle$. With no loss of generality assume that Z_0 is not in $N \cup \Sigma$. $L(G)$ is accepted by the pushdown automaton $M = \langle Q, \Sigma, N \cup \Sigma \cup \{Z_0\}, \delta, q_0, Z_0, \{q_f\} \rangle$ whose transition table δ consists of the following derivation rules.

- A transition rule of the form $(q_0, \epsilon, \epsilon, q_1, S)$.
- A sequence of transition rules for each $A \rightarrow \alpha$ in P . Each such sequence starts and ends at state q_1 , and replaces a nonterminal symbol A on top of the pushdown store with the string α in reverse order.
- A transition rule of the form $(q_1, a, a, q_1, \epsilon)$, for each terminal symbol a in the alphabet Σ .
- A transition rule of the form $(q_1, \epsilon, Z_0, q_f, Z_0)$.

Intuitively, we know that on a given input x the pushdown automaton M nondeterministically traces a leftmost derivation in G that starts at S and ends at x . At each stage of the tracing, the portion of the input that has already been read together with the content of the pushdown store in reverse order, record the sentential form in the corresponding stage of the derivation.

The transition rule in (a) is used for pushing the first sentential form S into the pushdown store. The transition rules in (b) are used for replacing the leftmost nonterminal symbol in a given sentential form with the right-hand side of an appropriate production rule. The transition rules in (c) are used for matching the leading terminal symbols in the sentential forms with the corresponding symbols in the given input x . The purpose of the production rule in (d) is to move the pushdown automaton into an accepting state upon reaching the end of a derivation.

By induction on n it can be verified that x has a leftmost derivation in G if and only if M has an accepting computation on x ,

where the derivation and the computation have the following forms with $u_i v_i = x$ for $1 \leq i < n$.

$ \begin{aligned} &S \\ \Rightarrow &u_1 A_1 \rho_1 \\ \Rightarrow &u_2 A_2 \rho_2 \\ \Rightarrow &\dots \\ \Rightarrow &u_{n-1} A_{n-1} \rho_{n-1} \\ \Rightarrow &x \end{aligned} $	$ \begin{aligned} (q_0 x, Z_0) &\vdash (q_1 x, Z_0 S) \\ \vdash^* &(u_1 q_1 v_1, Z_0 \rho_1^{\text{rev}} A_1) \\ \vdash^* &(u_2 q_1 v_2, Z_0 \rho_2^{\text{rev}} A_2) \\ \vdash^* &\dots \\ \vdash^* &(u_{n-1} q_1 v_{n-1}, Z_0 \rho_{n-1}^{\text{rev}} A_{n-1}) \\ \vdash^* &(x q_1, Z_0) \vdash (x q_f, Z_0) \end{aligned} $
--	---

□

Example 3.3.3 If G is the context-free grammar of Example 3.3.1, then the language $L(G)$ is accepted by the pushdown automaton M , whose transition diagram is given in Figure 3.3.1(a).

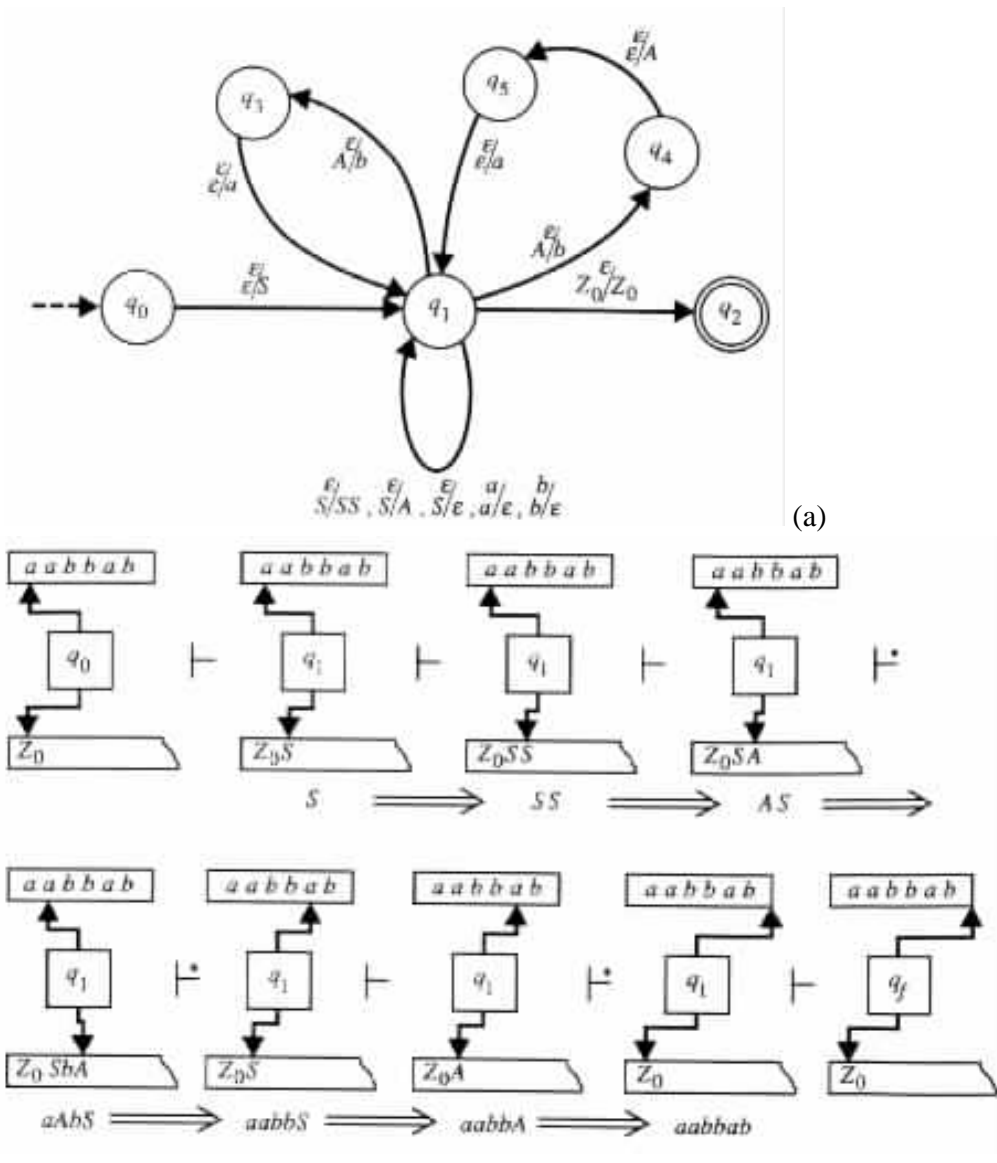


Figure 3.3.1 (a) A pushdown automaton that accepts the language generated by the grammar of Example 3.3.3. (b) A leftmost derivation in the grammar and the corresponding computation by the pushdown automaton.

aabbab has the leftmost derivation $S \Rightarrow SS \Rightarrow AS \Rightarrow aAbS \Rightarrow aabbs \Rightarrow aabbA \Rightarrow aabbab$ in G . Figure 3.3.1(b) shows the corresponding configurations of M in its computation on such an input. \square

[From Context-Free Grammars to Recursive Finite-Domain Programs](#)

By Theorems 3.2.1 and 3.3.2 each context-free language is accepted by a recursive finite-domain program. For a given context-free grammar $G = \langle N, \Sigma, P, S \rangle$, the recursive finite-domain program T that accepts $L(G)$ can be of the following form.

T on a given input x nondeterministically traces a leftmost derivation that starts at S . If the leftmost derivation provides the string x , then T accepts its input. Otherwise, T rejects the input.

T has one procedure for each nonterminal symbol in N , and one procedure for each terminal symbol in Σ . A procedure that corresponds to a nonterminal symbol A is responsible for initiating a tracing of a leftmost subderivation that starts at A . The procedure does so by nondeterministically choosing a production rule of the form $A \rightarrow X_1 \dots X_m$, and then calling the procedures that correspond to X_1, \dots, X_m in the given order. On the other hand, each procedure that corresponds to a terminal symbol is responsible for reading an input symbol and verifying that the symbol is equal to its corresponding terminal symbol.

Each of the procedures above returns the control to the point of invocation, upon successfully completing the given responsibilities. However, each of the procedures terminates the computation at a nonaccepting configuration upon determining that the given responsibility cannot be carried out.

The main program starts a computation by invoking the procedure that corresponds to the start symbol S . Upon the return of control the main program terminates the computation, where the termination is in an accepting configuration if and only if the remainder of the input is empty.

The recursive finite-domain program T can be as depicted in Figure 3.3.2.

```
call S()
if eof then accept
reject
procedure A()          /* For each nonterminal symbol A. */
do
  :
or                      /* For each production rule of the form
                        A → X1 . . . Xm. */
  call X1() . . . call Xm()
return
or
  :
until true
end
procedure a()          /* For each terminal symbol a. */
read symbol
if symbol = a then return
reject
end
```

Figure 3.3.2 A scheme of recursive finite-domain programs that simulate context-free grammars.

Example 3.3.4 If G is the context-free grammar of Example [3.3.1](#), then $L(G)$ is accepted by the recursive finite-domain program in Figure [3.3.3](#).

```

call S()
if eof then accept
reject
procedure S()
do
    call S() call S() return          /* S → SS   */
or
    call A() return                  /* S → A    */
or
    return                          /* S → ε    */
until true
end
procedure A()
do
    call a() call A() call b() return /* A → aAb */
or
    call a() call b() return         /* A → ab  */
until true
end
procedure a()
read symbol
if symbol = a then return
reject
end
procedure b()
read symbol
if symbol = b then return
reject
end
    
```

Figure 3.3.3 A recursive finite-domain program for the grammar of Example [3.3.1](#).

On input aabbab the recursive finite-domain program traces the derivation $S \Rightarrow SS \Rightarrow AS \Rightarrow aAbS \Rightarrow aabbS \Rightarrow aabbA \Rightarrow aabbab$ by calling its procedures in the order indicated in Figure [3.3.4](#). \square

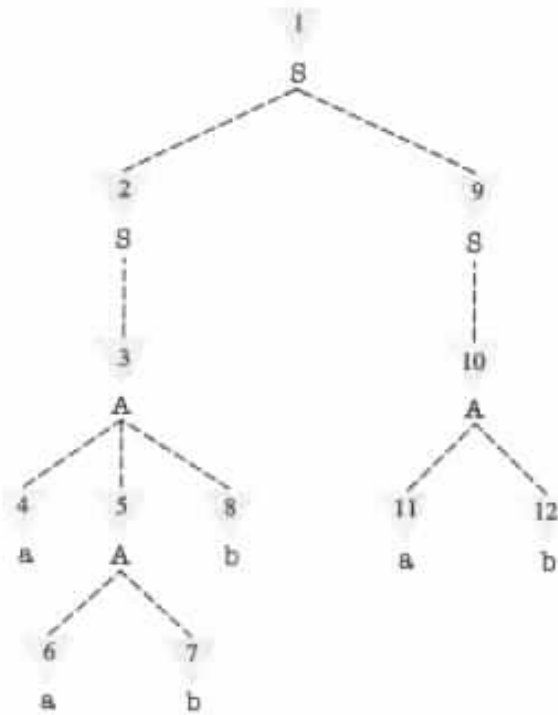


Figure 3.3.4 The calls to procedures that the program of Figure 3.3.3 makes on input aabbab.

[From Recursive Finite-Domain Programs to Context-Free Grammars](#)

A close look at the proof of Theorem 2.3.2 indicates how a given finite-memory program P can be simulated by a Type 3 grammar $G = \langle N, \Sigma, P, S \rangle$.

The grammar uses its nonterminal symbols to record the states of P. Each production rule of the form $A \rightarrow aB$ in the grammar is used to simulate a subcomputation of P that starts at the state recorded by A, ends at the state recorded by B, and reads an input symbol a. However, each production rule of the form $A \rightarrow a$ in the grammar is used to simulate a subcomputation of P that starts at the state that is recorded by A, ends at an accepting state, and reads an input symbol a. The start symbol S of G is used to record the initial state of P. The production rule $S \rightarrow \epsilon$ is used to simulate an accepting computation of P in which no input value is read.

The proof of the following theorem relies on a similar approach.

Theorem 3.3.3 Every language that is accepted by a recursive finite-domain program is a context-free language.

Proof Consider any recursive finite-domain program P. With no loss of generality it can be assumed that the program has no write instructions. The language that is accepted by P can be generated by a context-free grammar G that simulates the computations of P. The nonterminal symbols of G are used to indicate the start and end states of subcomputations of P that have to be simulated, and the production rules of G are used for simulating transitions between states of P.

[The Nonterminal Symbols of G](#)

Specifically, the nonterminal symbols of G consist of

- a. A nonterminal symbol A_q , for each state q of P . Each such nonterminal symbol A_q is used for indicating that a subcomputation of P , which starts at state q and ends at an accepting state, has to be simulated. Moreover, each execution of a return instruction in the subcomputation must be for a call that is made previously during the subcomputation.

The start symbol of G is the nonterminal symbol A_{q_0} that corresponds to the initial state q_0 of P .

- b. A nonterminal symbol $A_{q,p}$, for each pair of states q and p corresponding to instruction segments that are in the same procedure of P . Each such nonterminal symbol $A_{q,p}$ is introduced for indicating that a subcomputation, which starts at state q and ends at state p , has to be simulated. In the subcomputation the number of executions of return instructions has to equal the number of executions of call instructions. Moreover, each execution of a return instruction in the subcomputation must be for a call that is made previously during the subcomputation.

The Production Rules of G

The production rules of G consist of

- a. A production rule of the form $A_q \rightarrow \alpha A_r$, and a production rule of the form $A_{q,p} \rightarrow \alpha A_{r,p}$, for each q, r, p , and α that satisfy the following condition. The instruction segment that corresponds to state q is neither a call instruction nor a return instruction, and its execution can take the program from state q to state r while reading α .

A production rule of the form $A_q \rightarrow \alpha A_r$ replaces the objective of reaching an accepting state from state q with the objective of reaching an accepting state from state r .

A production rule of the form $A_{q,p} \rightarrow \alpha A_{r,p}$ replaces the objective of reaching state p from state q with the objective of reaching state p from state r .

- b. A production rule of the form $A_q \rightarrow \epsilon$, for each state q that corresponds to an **if eof then accept** instruction.
- c. A production rule of the form $A_q \rightarrow A_r$, for each state q that corresponds to a call instruction, where r is the state reached from q . Each such production rule simulates an execution of a **call** which is not matched by an execution of a **return**.
- d. A production rule of the form $A_q \rightarrow A_{r,s} A_t$, and a production rule of the form $A_{q,p} \rightarrow A_{r,s} A_{t,p}$, for each q, r, s, t , and p such that the following conditions hold.
 1. State q corresponds to a call instruction whose execution at such a state causes the program to enter state r .
 2. State s corresponds to a return instruction in the called procedure, and the execution of the return instruction at such a state takes the program to state t that is compatible with r .

That is, the subcomputation that starts at state q is decomposed into two subcomputations. One is to be performed by an invoked procedure, starting at state r and ending at state s ; the other takes on from the instant that the control returns from the invoked procedure, starting at state t .

- e. A production rule of the form $A_{q,q} \rightarrow \epsilon$ for each state q that corresponds to a **return** instruction.

Each of the production rules above is used for terminating a successful simulation of a subcomputation performed by an invoked procedure.

$L(G)$ is Contained in $L(P)$

A proof by induction can be used to show that the construction above implies $L(G) = L(P)$.

To show that $L(G)$, is contained in $L(P)$ it is sufficient to show that the following two conditions hold for each string α of terminal symbols.

- a. If $A_q \Rightarrow^* \alpha$ in G then P can reach from state q an accepting state while reading α , and in any prefix of the subexecution

sequence there must be at least as many executions of call instructions as executions of return instructions.

- b. If $A_{q,p} \Rightarrow^* \alpha$ in G , then P can reach state p from state q while reading α . In the subexecution sequence the number of executions of return instructions must equal the number of executions of call instructions, and in any prefix of the subexecution sequence there must be at least as many executions of call instructions as executions of return instructions.

The proof can be by induction on the number of steps i in the derivations. For $i = 1$, the only feasible derivations are those that have either the form $A_q \Rightarrow \epsilon$ or the form $A_{p,p} \Rightarrow \epsilon$. In the first case q corresponds to an accept instruction, and in the second case p corresponds to a return instruction. In both cases the subexecution sequences of the program are empty.

For $i > 1$ the derivations must have either of the following forms.

- a. $A_q \Rightarrow \alpha_1 A_r \Rightarrow^* \alpha_1 \alpha_2 = \alpha$, or $A_{q,p} \Rightarrow \alpha_1 A_{r,p} \Rightarrow^* \alpha_1 \alpha_2 = \alpha$. In either case, by definition $A_q \Rightarrow \alpha_1 A_r$ and $A_{q,p} \Rightarrow \alpha_1 A_{r,p}$ correspond to subexecution sequences that start at state q , end at state r , consume the input α_1 , and execute neither a call instruction nor a return instruction. However, by the induction hypothesis $A_r \Rightarrow^* \alpha_2$ and $A_{r,p} \Rightarrow^* \alpha_2$ correspond to subexecution sequences that have the desired properties. Consequently, $A_q \Rightarrow^* \alpha$ and $A_{q,p} \Rightarrow^* \alpha$ also correspond to subexecution sequences that have the desired properties.
- b. $A_q \Rightarrow A_{r,s} A_t \Rightarrow^* \alpha_1 \alpha_2$, or $A_{q,p} \Rightarrow A_{r,s} A_{t,p} \Rightarrow^* \alpha_1 \alpha_2$, where $A_{r,s} \Rightarrow^* \alpha_1$. In either case, by definition q corresponds to a call instruction, r is the state that P reaches from state q , s corresponds to a return instruction, and t is the state that P reaches from state s . However, by the induction hypothesis $A_{r,s} \Rightarrow^* \alpha_1$, $A_t \Rightarrow^* \alpha_2$, and $A_{t,p} \Rightarrow^* \alpha_2$ correspond to subexecution sequences that have the desired properties. Consequently, $A_q \Rightarrow^* \alpha_1 \alpha_2$ and $A_{q,p} \Rightarrow^* \alpha_1 \alpha_2$ also correspond to subexecution sequences that have the desired properties.

L(P) is Contained in L(G)

To show that $L(P)$ is contained in $L(G)$ it is sufficient to show that either of the following conditions holds for each subexecution sequence that reads α , starts at state q , ends at state p , and has at least as many executions of return instructions as of call instructions in each of the prefixes.

- a. If p corresponds to an accepting state, then G has a derivation of the form $A_q \Rightarrow^* \alpha$.
- b. If p corresponds to a return instruction and the subexecution sequence has as many executions of call instructions as of return instructions, then G has a derivation of the form $A_{q,p} \Rightarrow^* \alpha$.

The proof is by induction on the number of moves i in the subexecution sequences. For $i = 0$ the subexecution sequences consume no input, and for them G has the corresponding derivations $A_p \Rightarrow \epsilon$ and $A_{p,p} \Rightarrow \epsilon$, respectively.

For $i > 0$ either of the following cases must hold.

- a. q does not correspond to a call instruction, or q corresponds to a call instruction that is not matched in the subexecution sequence by a return instruction. In such a case, by executing a single instruction segment the subexecution sequences in question enter some state r from state q while consuming some input α_1 .

Consequently, by definition, the grammar G has a production rule of the form $A_q \rightarrow \alpha_1 A_r$ if p is an accepting state, and a production rule of the form $A_{q,p} \rightarrow \alpha_1 A_{r,p}$ if p corresponds to a return instruction.

However, by the induction hypothesis the $i-1$ moves that start in state r have in G a corresponding derivation of the form $A_r \Rightarrow^* \alpha_2$ if p is an accepting state, and of the form $A_{r,p} \Rightarrow^* \alpha_2$ if p corresponds to a return instruction. α_2 is assumed to satisfy $\alpha_1 \alpha_2 = \alpha$.

- b. q corresponds to a call instruction that is matched in the subexecution sequence by a return instruction. In such a case

the subexecution sequence from state q enters some state r by executing the call instruction that corresponds to state q . Moreover, the subexecution sequence has a corresponding execution of a return instruction that takes the subexecution sequence from some state s to some state t .

Consequently, by definition, the grammar G has a production rule of the form $A_q \rightarrow A_{r,s}A_t$ if p is an accepting state, and a production rule of the form $A_{q,p} \rightarrow A_{r,s}A_{t,p}$ if p corresponds to a return instruction.

However, by the induction hypothesis, the grammar G has a derivation of the form $A_{r,s} \Rightarrow^* \alpha_1$ for the input α_1 that the subexecution sequence consumes between states r and s . In addition, G has either a derivation of the form $A_t \Rightarrow^* \alpha_2$ or a derivation of the form $A_{t,p} \Rightarrow^* \alpha_2$, respectively, for the input α_2 that the subexecution sequence consumes between states t and p , depending on whether p is an accepting state or not. \square

Example 3.3.5 Let P be the recursive finite-domain program in Figure 3.3.5(a), with $\{a, b\}$ as a domain of the variables and a as initial value.

```

call f(x)                                /* I1 */
if eof then accept                       /* I2 */
reject                                   /* I3 */
procedure f(x)
  do                                     /* I4 */
    return                               /* I5 */
  or
    read x                               /* I6 */
    call f(x)                             /* I7 */
  until x = a                             /* I8 */
end

```

(a)

$A_{[1,a]}$	$\rightarrow A_{[4,a]}$	$A_{[4,b],[5,a]}$	$\rightarrow A_{[5,b],[5,a]}$
	$\rightarrow A_{[4,a],[5,a]} A_{[2,a]}$		$\rightarrow A_{[6,b],[5,a]}$
	$\rightarrow A_{[4,a],[5,b]} A_{[2,b]}$	$A_{[4,b],[5,b]}$	$\rightarrow A_{[5,b],[5,b]}$
$A_{[2,a]}$	$\rightarrow \epsilon$		$\rightarrow A_{[6,b],[5,b]}$
	$\rightarrow A_{[3,a]}$	$A_{[5,a],[5,a]}$	$\rightarrow \epsilon$
$A_{[2,b]}$	$\rightarrow \epsilon$	$A_{[5,b],[5,b]}$	$\rightarrow \epsilon$
	$\rightarrow A_{[3,b]}$	$A_{[6,a],[5,a]}$	$\rightarrow \alpha A_{[7,a],[5,a]}$
$A_{[4,a]}$	$\rightarrow A_{[5,a]}$		$\rightarrow \beta A_{[7,b],[5,a]}$
	$\rightarrow A_{[6,a]}$	$A_{[6,a],[5,b]}$	$\rightarrow \alpha A_{[7,a],[5,b]}$
$A_{[4,b]}$	$\rightarrow A_{[5,b]}$		$\rightarrow \beta A_{[7,b],[5,b]}$
	$\rightarrow A_{[6,b]}$	$A_{[6,b],[5,a]}$	$\rightarrow \alpha A_{[7,a],[5,a]}$
$A_{[6,a]}$	$\rightarrow \alpha A_{[7,a]}$		$\rightarrow \beta A_{[7,b],[5,a]}$
	$\rightarrow \beta A_{[7,b]}$	$A_{[6,b],[5,b]}$	$\rightarrow \alpha A_{[7,a],[5,b]}$
$A_{[6,b]}$	$\rightarrow \alpha A_{[7,a]}$		$\rightarrow \beta A_{[7,b],[5,b]}$
	$\rightarrow \beta A_{[7,b]}$	$A_{[7,a],[5,a]}$	$\rightarrow A_{[4,a],[5,a]} A_{[8,a],[5,a]}$
$A_{[7,a]}$	$\rightarrow A_{[4,a],[5,a]} A_{[8,a]}$		$\rightarrow A_{[4,a],[5,b]} A_{[8,b],[5,a]}$
	$\rightarrow A_{[4,a],[5,b]} A_{[8,b]}$	$A_{[7,a],[5,b]}$	$\rightarrow A_{[4,a],[5,a]} A_{[8,a],[5,b]}$
$A_{[7,b]}$	$\rightarrow A_{[4,b],[5,a]} A_{[8,a]}$		$\rightarrow A_{[4,a],[5,b]} A_{[8,b],[5,b]}$
	$\rightarrow A_{[4,b],[5,b]} A_{[8,b]}$	$A_{[7,b],[5,a]}$	$\rightarrow A_{[4,b],[5,a]} A_{[8,a],[5,a]}$
$A_{[8,b]}$	$\rightarrow A_{[4,b]}$		$\rightarrow A_{[4,b],[5,b]} A_{[8,b],[5,a]}$
$A_{[4,a],[5,a]}$	$\rightarrow A_{[5,a],[5,a]}$	$A_{[7,b],[5,b]}$	$\rightarrow A_{[4,b],[5,a]} A_{[8,a],[5,b]}$
	$\rightarrow A_{[6,a],[5,a]}$		$\rightarrow A_{[4,b],[5,b]} A_{[8,b],[5,b]}$
$A_{[4,a],[5,b]}$	$\rightarrow A_{[5,a],[5,b]}$	$A_{[8,b],[5,a]}$	$\rightarrow A_{[4,b],[5,a]}$
	$\rightarrow A_{[6,a],[5,b]}$	$A_{[8,b],[5,b]}$	$\rightarrow A_{[4,b],[5,b]}$

(b)

Figure 3.3.5 The grammar in (b) generates the language accepted by the program in (a).

$L(P)$ is generated by the grammar G , which has the production rules in Figure 3.3.5(b). $[i, x]$ denotes a state of P that corresponds to the instruction segment I_i , and value x in x .

The derivation tree for the string abb in the grammar G , and the corresponding transitions between the states of the program P on input "a, b, b", are shown in Figure 3.3.6. The symbol $A_{[1,a]}$ states that the computation of P has to start at state $[1, a]$ and end at an accepting state. The production rule $A_{[1,a]} \rightarrow A_{[4,a][5,b]} A_{[2,b]}$ corresponds to a call to f which returns the value b . \square

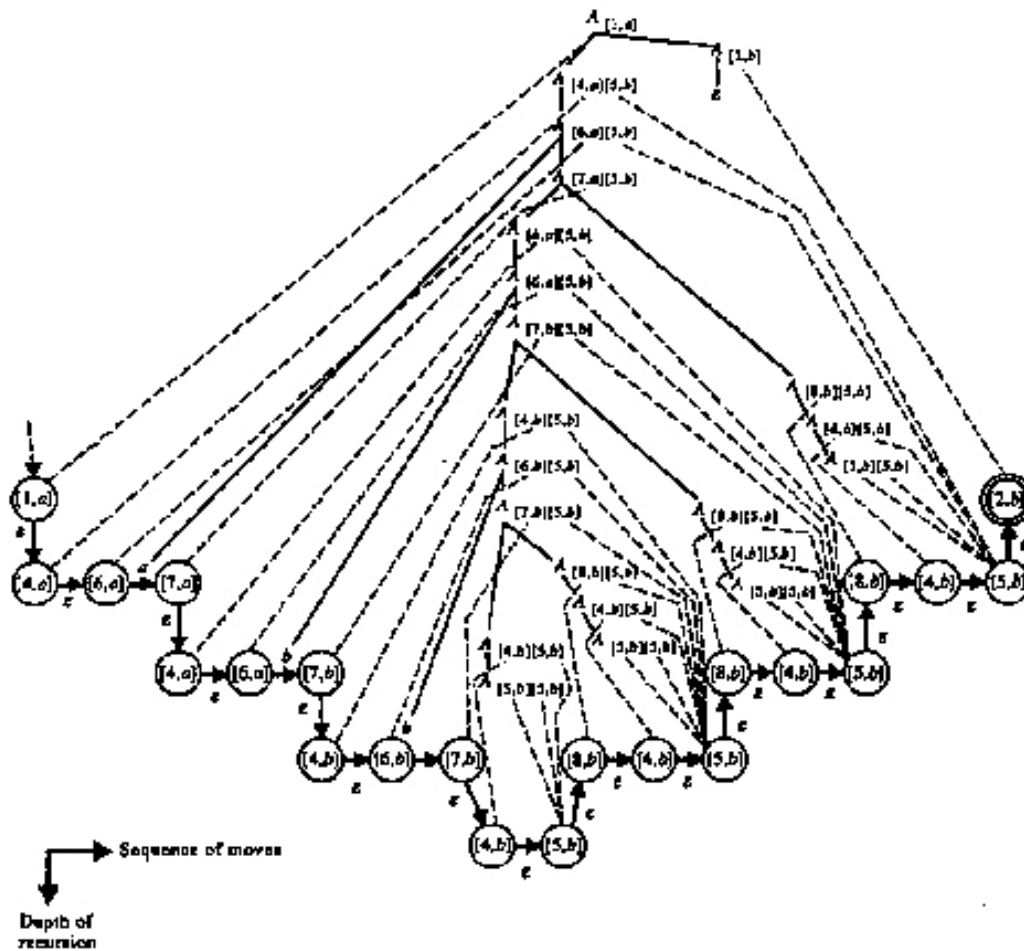


Figure 3.3.6 A correspondence between a derivation tree and a computation of a recursive finite-domain program.

Context-free grammars do not resemble pushdown automata, the way Type 3 grammars resemble finite-state automata. The difference arises because derivations in context-free grammars are recursive in nature, whereas computations of pushdown automata are iterative.

Consequently, some context-free languages can be more easily characterized by context-free grammars, and other context-free languages can be more easily characterized by pushdown automata.

[\[next\]](#) [\[prev\]](#) [\[prev-tail\]](#) [\[front\]](#) [\[up\]](#)

[\[next\]](#) [\[prev\]](#) [\[prev-tail\]](#) [\[tail\]](#) [\[up\]](#)

3.4 Limitations of Recursive Finite-Domain Programs

[A Pumping Lemma for Context-Free Languages](#)

[Applications of the Pumping Lemma](#)

[A Generalization for the Pumping Lemma](#)

The study of the limitations of finite-memory programs in Section 2.4 relied on the following observation: A subcomputation of an accepting computation of a finite-memory program can be pumped to obtain new accepting computations if the subcomputation starts and ends at the same state. For recursive finite-domain programs similar, but somewhat more complex, conditions are needed to allow pumping of subcomputations.

[A Pumping Lemma for Context-Free Languages](#)

The proof of the following theorem uses the abstraction of context-free grammars to provide conditions under which subcomputations of recursive finite-domain programs can be pumped. The corresponding theorem for the degenerated case of finite-memory programs is implied by the choice of $u = v = \epsilon$.

Theorem 3.4.1 (Pumping lemma for context-free languages) Every context-free language L has a positive integer constant m with the following property. If w is in L and $|w| \geq m$, then w can be written as $uvxyz$, where uv^kxy^kz is in L for each $k \geq 0$. Moreover, $|vxy| \leq m$ and $|vy| > 0$.

Proof Let $G = \langle N, \Sigma, P, S \rangle$ be any context-free grammar. Use t to denote the number of symbols in the longest right-hand side of the production rules of G . With no loss of generality assume that $t \geq 2$. Use $|N|$ to denote the number of nonterminal symbols in N . Choose m to equal $t^{|N|+1}$.

Consider any w in $L(G)$ such that $|w| \geq m$. Let T denote a derivation tree for w that is minimal for w in the number of nodes. Let π be a longest path from the root to a leaf in T . Let n denote the number of nodes in π .

The number of leaves in T is at most t^{n-1} . Thus, $t^{n-1} \geq |w|$ and $|w| \geq m = t^{|N|+1}$ imply that $n \geq |N| + 2$. That is, the path π must have two nodes whose corresponding nonterminal symbols, say E and F , are equal. As a result, w can be written as $uvxyz$, where vxy and x are the strings that correspond to the leaves of the subtrees of T with roots E and F , respectively (see Figure 3.4.1(a)).

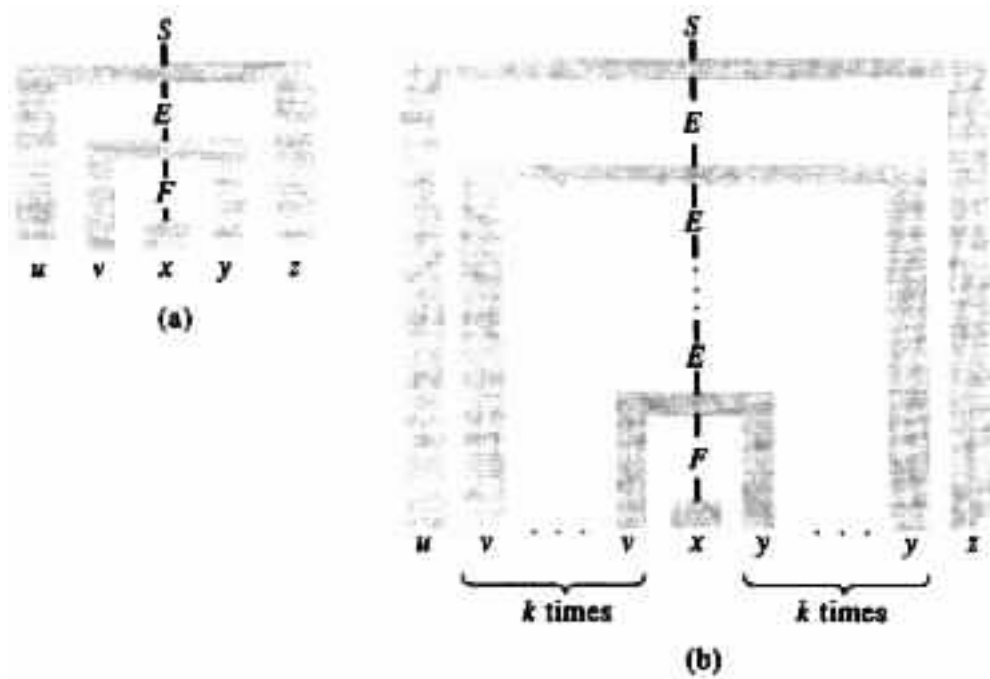


Figure 3.4.1 (a) A derivation tree T with $E = F$. (b) The derivation tree T_k .

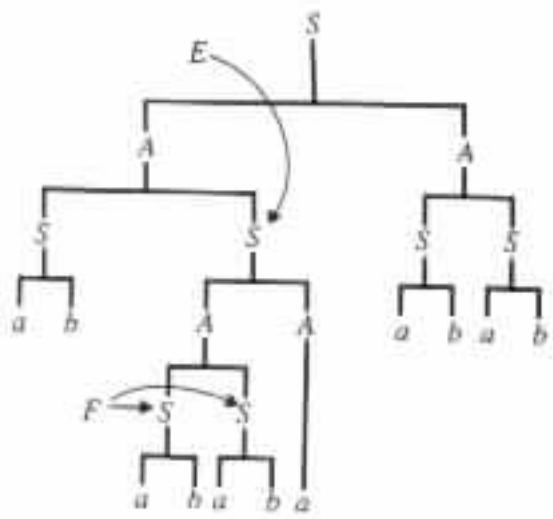
Let T_k be the derivation tree T modified so that the subtree of E , excluding the subtree of F , is pumped k times (see Figure 3.4.1(b)). Then T_k is also a derivation tree in G for each $k \geq 0$. It follows that uv^kxy^kz , which corresponds to the leaves of T_k , is also in $L(G)$ for each $k \geq 0$.

A choice of E and F from the last $|N| + 1$ nonterminal symbols in the path π implies that $|vxy| \leq t^{|N|+1} = m$, because each path from E to a leaf contains at most $|N| + 2$ nodes. However, $|vy| \neq 0$, because otherwise T_0 would also be a derivation tree for w , contradicting the assumption that T is a minimal derivation tree for w . \square

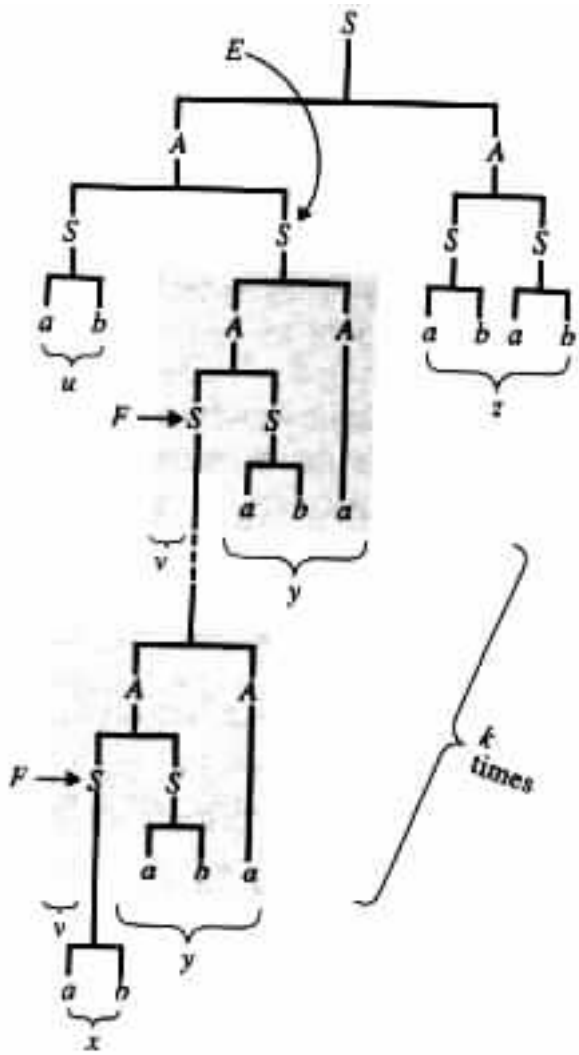
Example 3.4.1 Let $G = \langle N, \Sigma, P, S \rangle$ be the context-free grammar whose production rules are listed below.

$$\begin{aligned}
 S &\rightarrow AA \\
 &\rightarrow ab \\
 A &\rightarrow SS \\
 &\rightarrow a
 \end{aligned}$$

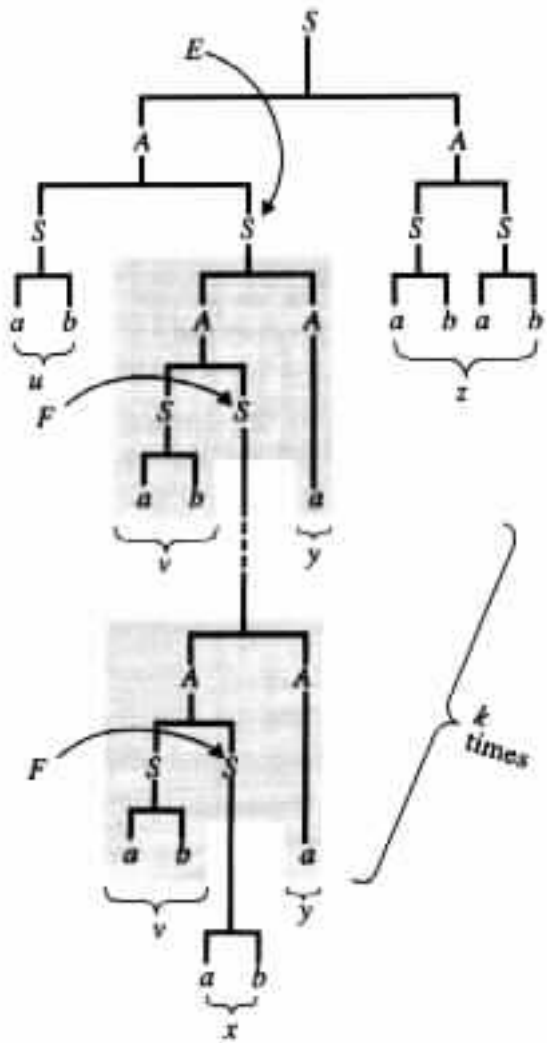
For G , using the terminology of the proof of the previous theorem, $t = 2$, $|N| = 2$, and $m = 8$. The string $w = (ab)^3a(ab)^2$ has the derivation tree given in Figure 3.4.2(a).



(a)



(b)



(c)

Figure 3.4.2 (a) A derivation tree T for $(ab)^3a(ab)^2$. (b) A derivation tree T_k for $(ab)^2(aba)^k(ab)^2$. (c) A derivation tree T_k for $ab(ab)^kaba^k(ab)^2$.

A longest path in the tree, from the root to a leaf, contains six nodes.

w has two decompositions that satisfy the constraints of the proof of the pumping lemma. One is of the form $u = ab, v = \epsilon, x = ab, y = aba, z = abab$; the other is of the form $u = ab, v = ab, x = ab, y = a, z = abab$.

$(ab)^2(aba)^k(ab)^2$ and $ab(ab)^kaba^k(ab)^2$ are the new strings in the language for $k \geq 0$, that the proof implies for w by pumping. Figures 3.4.2(b) and 3.4.2(c), respectively, show the derivation trees T_k for these strings. \square

Applications of the Pumping Lemma

The pumping lemma for context-free languages can be used to show that a language is not context-free. The method is similar to that for using the pumping lemma for regular languages to show that a language is not regular.

Example 3.4.2 Let L be the language $\{ a^n b^n c^n \mid n \geq 0 \}$. To show that L is not a context-free language, assume to the contrary that L is context-free. Consider the choice of $w = a^m b^m c^m$, where m is the constant implied by the pumping lemma for L .

By the lemma, $a^m b^m c^m$ can be written as $uvxyz$, where $|vxy| \leq m$, $|vy| > 0$, and the decomposition satisfies the following conditions.

- a. vy contains a's or b's but not c's.
- b. vy contains a's or c's but not b's.
- c. vy contains b's or c's but not a's.

Moreover, by the pumping lemma, $uv^k xy^k z$ is also in L for each $k \geq 0$. However, for (a) the choice of $k = 0$ implies $uv^0 xy^0 z$ not in L because of too many c's. Similarly, for (b) the choice of $k = 0$ implies $uv^0 xy^0 z$ not in L because of too many b's, and for (c) the choice of $k = 0$ implies $uv^0 xy^0 z$ not in L because of too many a's.

Since the pumping lemma does not hold for $a^m b^m c^m$, it also does not hold for L . It follows, therefore, that the assumption that L is a context-free language is false. \square

As in the case of the pumping lemma for regular languages the choice of the string w is of critical importance when trying to show that a language is not context-free.

Example 3.4.3 Consider the language $L = \{ \alpha\alpha \mid \alpha \text{ is in } \{a, b\}^* \}$. To show that L is not a context-free language assume the contrary. Let m be the constant implied by the pumping lemma for L .

For the choice $w = a^m b^m a^m b^m$ the pumping lemma implies a decomposition $uvxyz$ such that $|vxy| \leq m$ and $|vy| > 0$. For such a choice $uv^0 xy^0 z = uxz = a^i b^j a^s b^t$ with either $i \neq s$ or $j \neq t$. In either case, uxz is not in L . As a result, L cannot be context-free.

On the other hand, for the choice $w = a^m b a^m b$ a decomposition $uvxyz$ that satisfies $|vxy| \leq m$ and $|vy| > 0$ might be of the form $v = y = a^j$ with b in x for some $j > 0$. With such a decomposition $uv^k xy^k z = a^{m+(k-1)j} b a^{m+(k-1)j} b$ is also in L for all $k \geq 0$. Consequently the latter choice for w does not imply the desired contradiction. \square

[A Generalization for the Pumping Lemma](#)

The pumping lemma for context-free languages can be generalized to relations that are computable by pushdown transducers. This generalized pumping lemma, in turn, can be used to determine relations that cannot be computed by pushdown transducers.

Theorem 3.4.2 For each relation R that is computable by a pushdown transducer, there exists a constant m such that the following holds for each (w_1, w_2) in R . If $|w_1| + |w_2| \geq m$, then w_1 can be written as $u_1v_1x_1y_1z_1$ and w_2 can be written as $u_2v_2x_2y_2z_2$, where $(u_1v_1^kx_1y_1^kz_1, u_2v_2^kx_2y_2^kz_2)$ is also in R for each $k \geq 0$. Moreover, $|v_1x_1y_1| + |v_2x_2y_2| \leq m$ and $|v_1y_1| + |v_2y_2| > 0$.

Proof Consider any pushdown transducer M_1 . Let M_2 be the pushdown automaton obtained from M_1 by replacing each transition rule of the form $(q, \alpha, \beta, p, \mathcal{T}, \rho)$ with a transition rule of the form $(q, [\alpha, \beta], \beta, p, \mathcal{T})$ if the inequality $[\alpha, \beta] \neq [\epsilon, \epsilon]$ holds, and with a transition rule of the form $(q, \epsilon, \beta, p, \mathcal{T})$ if the equality $[\alpha, \beta] = [\epsilon, \epsilon]$ holds. Let h_1 and h_2 be the projection functions defined in the following way: $h_1(\epsilon) = h_2(\epsilon) = \epsilon$, $h_1([\alpha, \beta]) = \alpha$, $h_2([\alpha, \beta]) = \beta$, $h_1([\alpha, \beta]w) = h_1([\alpha, \beta])h_1(w)$, and $h_2([\alpha, \beta]w) = h_2([\alpha, \beta])h_2(w)$.

By construction M_2 encodes in its inputs the inputs and outputs of M_1 . h_1 and h_2 , respectively, determine the values of these encoded inputs and outputs. As a result, (w_1, w_2) is in $R(M_1)$ if and only if w is in $L(M_2)$ for some w such that $h_1(w) = w_1$ and $h_2(w) = w_2$. Use m' to denote the constant implied by the pumping lemma for context-free languages for $L(M_2)$, and choose $m = 2m'$.

Consider any (w_1, w_2) in the relation $R(M_1)$ such that $|w_1| + |w_2| \geq m$. Then there is some w in the language $L(M_2)$ such that $h_1(w) = w_1$, $h_2(w) = w_2$, and $|w| \geq m/2 = m'$. By the pumping lemma for context-free languages w can be written as $uvxyz$, where $|vxy| \leq m'$, $|vy| > 0$, and uv^kxy^kz is in $L(M_2)$ for each $k \geq 0$. The result then follows if one chooses $u_1 = h_1(u)$, $u_2 = h_2(u)$, $v_1 = h_1(v)$, $v_2 = h_2(v)$, $x_1 = h_1(x)$, $x_2 = h_2(x)$, $y_1 = h_1(y)$, $y_2 = h_2(y)$, $z_1 = h_1(z)$, and $z_2 = h_2(z)$. \square

Example 3.4.4 Let M_1 be the pushdown transducer whose transition diagram is given in Figure [3.2.3](#). Using the terminology of the proof of Theorem [3.4.2](#), M_2 is the pushdown automaton whose transition diagram is given in Figure [3.4.3](#).

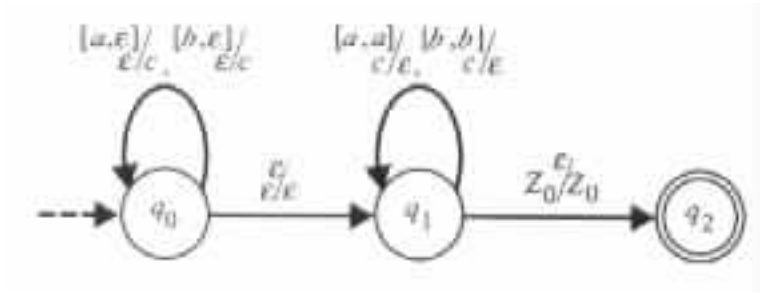


Figure 3.4.3 A pushdown automaton that "encodes" the pushdown transducer of Figure 3.2.3.

The computation of M_1 on input aabbaa gives the output baa. The computation of M_1 on input aabbaa corresponds to the computation of M_2 on input $[a, \epsilon][a, \epsilon][b, \epsilon][b, b][a, a][a, a]$. \square

[\[next\]](#) [\[prev\]](#) [\[prev-tail\]](#) [\[front\]](#) [\[up\]](#)

[\[next\]](#) [\[prev\]](#) [\[prev-tail\]](#) [\[tail\]](#) [\[up\]](#)

3.5 Closure Properties for Recursive Finite-Domain Programs

[From \$M\$ to \$M_{\text{eof}}\$](#)

[Elimination of Mixed States](#)

[A Modification to \$M_{\text{eof}}\$](#)

[A Pushdown Automaton That Accepts the Complementation of \$L\(M\)\$](#)

By a proof similar to that for Theorem [2.5.1](#), the class of the relations computable by pushdown transducers, and consequently the class of context-free languages, are closed under union. However, these classes are not closed under intersection and complementation. For instance, the language $\{ a^n b^n c^n \mid n \geq 0 \}$, which is not context-free, is the intersection of the context-free languages $\{ a^i b^j c^j \mid i, j \geq 0 \}$ and $\{ a^i b^j c^j \mid i, j \geq 0 \}$.

Similarly, the class of relations computable by pushdown transducers is not closed under intersection with the relations computable by finite-state transducers. For instance, $\{ (a^i b^j c^j, d^i) \mid i, j \geq 0 \}$ is computable by a pushdown transducer and $\{ (a^i b^j c^k, d^k) \mid i, j, k \geq 0 \}$ is computable by a finite-state transducer. However, the intersection $\{ (a^n b^n c^n, d^n) \mid n \geq 0 \}$ of these two relations cannot be computed by a pushdown transducer.

For context-free languages the following theorem holds.

Theorem 3.5.1 The class of context-free languages is closed under intersection with regular languages.

Proof Consider any pushdown automaton $M_1 = \langle Q_1, \Sigma, \Gamma, \delta_1, q_{01}, Z_0, F_1 \rangle$, and any finite-state automaton $M_2 = \langle Q_2, \Sigma, \delta_2, q_{02}, F_2 \rangle$. With no loss of generality assume that M_2 is ϵ free and deterministic (see Theorem [2.3.1](#)).

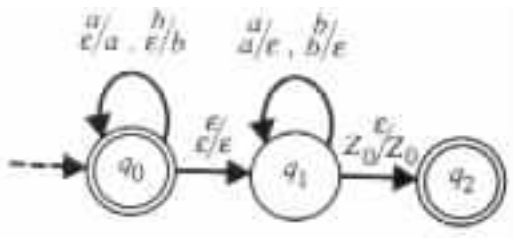
The intersection of $L(M_1)$ and $L(M_2)$ is accepted by the pushdown automaton $M_3 = \langle Q_1 \times Q_2, \Sigma, \Gamma, \delta_3, [q_{01}, q_{02}], Z_0, F_1 \times F_2 \rangle$. The transition table δ_3 contains $([q, q'], \alpha, \beta, [p, p'], \gamma)$ if and only if $(q, \alpha, \beta, p, \gamma)$ is in δ_1 , and M_2 in zero or one moves can reach state p' from state q' by reading α .

Intuitively, M_3 is a pushdown automaton that simulates the computations of M_1 and M_2 in parallel, where the simulated computations are synchronized to read each symbol of the inputs to M_1 and M_2 together.

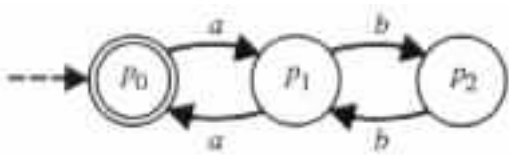
By induction on n it can be shown that M_3 accepts an input $a_1 \dots a_n$ if and only if both M_1 and M_2 accept

it. \square

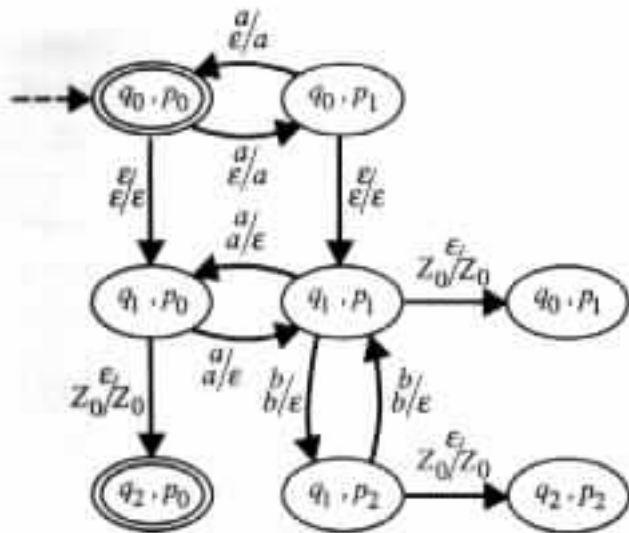
Example 3.5.1 The pushdown automaton M_3 , whose transition diagram is given in Figure 3.5.1(c),



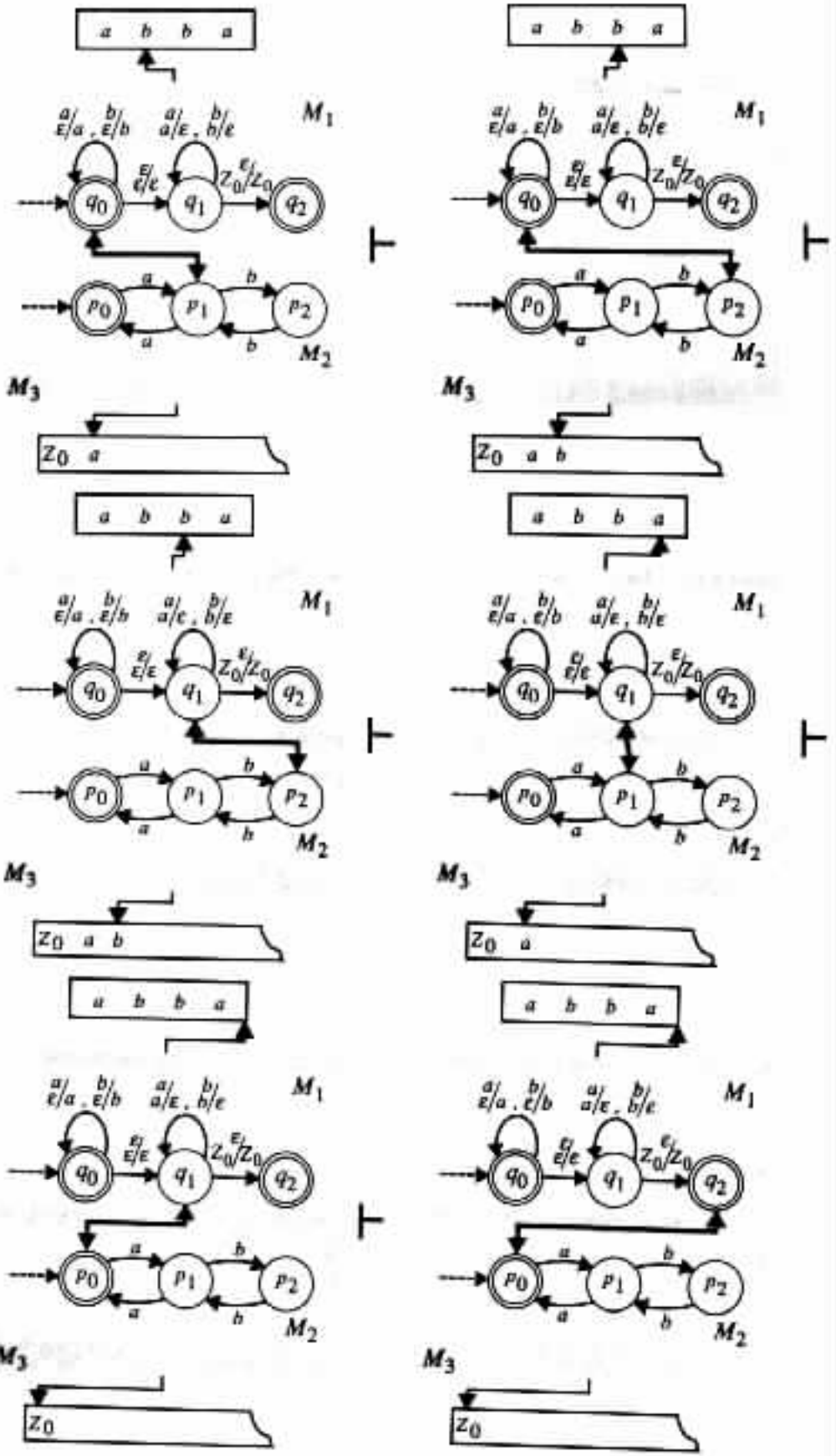
(a)



(b)



(c)



(d)

Figure 3.5.1 The language accepted by the pushdown automaton M_3 in (c) is the intersection of the language accepted by the pushdown automaton M_1 in (a), and the language accepted by the finite-state automaton M_2 in (b). The computation of M_3 on input abba is illustrated in (d).

accepts the intersection of the language accepted by the pushdown automaton M_1 , whose transition diagram is given in Figure 3.5.1(a), and the language accepted by the finite-state automaton M_2 , whose transition diagram is given in Figure 3.5.1(b).

The computation of M_3 on input abba is illustrated in Figure 3.5.1(d). \square

The languages $\{ a^i b^j c^k \mid i, j \geq 0 \}$ and $\{ a^i b^j c^k \mid i, j \geq 0 \}$ are accepted by deterministic pushdown automata, and the intersection $\{ a^n b^n c^n \mid n \geq 0 \}$ of these languages is not context-free. Consequently, the class of the languages that deterministic pushdown automata accept is not closed under intersection. However, the next theorem will show that the class is closed under complementation. The proof of the theorem uses the following lemma.

Definition A sequence of moves $(uq_1v, z_1) \vdash \dots \vdash (uq_kv, z_k)$ of a pushdown automaton M is said to be a *loop* if $k > 1$, M can move from configuration (uq_1v, z_1) on the same transition rules as from configuration (uq_kv, z_k) , and z_1 is a prefix of z_i for $i = 2, \dots, k$. The loop is said to be a *simple loop*, if it contains no loop except itself.

Lemma 3.5.1 Each deterministic pushdown automaton M_1 has an equivalent deterministic pushdown automaton M_2 that halts on all inputs.

Proof Let M_1 be any deterministic pushdown automaton. Let t denote the number of transition rules of M_1 . M_1 does not halt on a given input x if and only if it enters a simple loop on x . Moreover, each simple loop of M_1 consists of no more than t^t moves. The desired pushdown automaton M_2 can be constructed from M_1 by employing this observation.

Specifically, M_2 is just M_1 modified to use "marked" symbols in its pushdown store, as well as a counter, say, C in its finite-state control. M_2 marks the topmost symbol in its pushdown store and sets C to zero at the start of each computation, immediately after reading an input symbol, and immediately after removing a marked symbol from the pushdown store. On the other hand, M_2 increases the value of C by one whenever it simulates a move of M_1 . Upon reaching a value of $t^t + 1$ in C , the pushdown automaton M_2 determines that M_1 entered a simple loop, and so M_2 halts in a nonaccepting configuration. \square

The proof of the following theorem is a refinement of that provided for Theorem [2.5.2](#), to show that the class of regular languages is closed under complementation.

Theorem 3.5.2 The class of languages that the deterministic pushdown automata accept is closed under complementation.

Proof Consider any deterministic pushdown automaton M . By Lemma [3.5.1](#) it can be assumed that M has only halting computations, and with no loss of generality it can be assumed that $|\Upsilon| \leq 1$ in each transition rule $(q, \alpha, \beta, p, \Upsilon)$.

[From \$M\$ to \$M_{eof}\$](#)

Let M_{eof} be a deterministic pushdown automaton that accepts $L(M)$, and that in each of its computations halts after consuming all the input. M_{eof} can be constructed from M in the following manner. Let M_{eof} be M initially with an added trap state q_{trap} , and added transition rule of the form $(q_{trap}, a, \epsilon, q_{trap}, \epsilon)$ for each input symbol a . Then repeatedly add to M_{eof} a new transition rule of the form $(q, \alpha, \beta, q_{trap}, \beta)$, as long as M_{eof} does not have a next move from state q on input α and topmost pushdown content β .

[Elimination of Mixed States](#)

Call a state q of a pushdown automaton a *reading state*, if α is an input symbol in each transition rule $(q, \alpha, \beta, p, \Upsilon)$ that originates at state q . Call the state q an ϵ *state*, if $\alpha = \epsilon$ in each transition rule $(q, \alpha, \beta, p, \Upsilon)$ that originates at state q . If the state q is neither a reading state nor an ϵ state then call it a *mixed state*.

If q is a mixed state of M_{eof} , then each of the transition rules $(q, \alpha, \beta, p, \Upsilon)$ of M that satisfies $|\alpha| = 1$, can be replaced by a pair of transition rules $(q, \epsilon, \beta, q\beta, \epsilon)$ and $(q\beta, \alpha, \epsilon, p, \Upsilon)$, where $q\beta$ is a new intermediate, nonaccepting state. Using such transformations M_{eof} can be modified to include no mixed states.

[A Modification to \$M_{eof}\$](#)

M_{eof} can be further modified to obtain a similar deterministic pushdown automaton M_{eof_max} , with the only difference being that upon halting, M_{eof_max} is in a reading state. The modification can be done in the following way.

- Let M_{eof_max} initially be M_{eof} .
- Rename each state q of M to $[q, \text{accept}]$ if it is an accepting state, and to $[q, \text{reject}]$ if it is a nonaccepting state.
- As long as the pushdown automaton M_{eof_max} has a transition rule of the form $([q, \text{accept}], \epsilon, \beta,$

$[p, \text{reject}], \Upsilon)$, replace it with a transition rule of the form $([q, \text{accept}], \epsilon, \beta, [p, \text{accept}], \Upsilon)$. In addition, if $[p, \text{accept}]$ is a new state, then for each transition rule of the form $([p, \text{reject}], \alpha, \beta', p', \Upsilon)$ add also

1.

A transition rule of the form $([p, \text{accept}], \alpha, \beta', p', \Upsilon)$ if $p' \neq [p, \text{reject}]$ or $\alpha \neq \epsilon$.

2.

A transition rule of the form $([p, \text{accept}], \alpha, \beta', [p, \text{accept}], \Upsilon)$, if $p' = [p, \text{reject}]$ and $\alpha = \epsilon$.

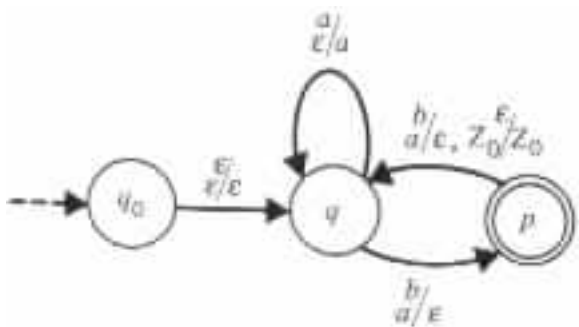
d. Let a state of $M_{\text{eof_max}}$ be an accepting state if and only if it is a reading state of the form $[q, \text{accept}]$.

The above transformations propagate the "accepting property" of ϵ states until their "blocking" reading states.

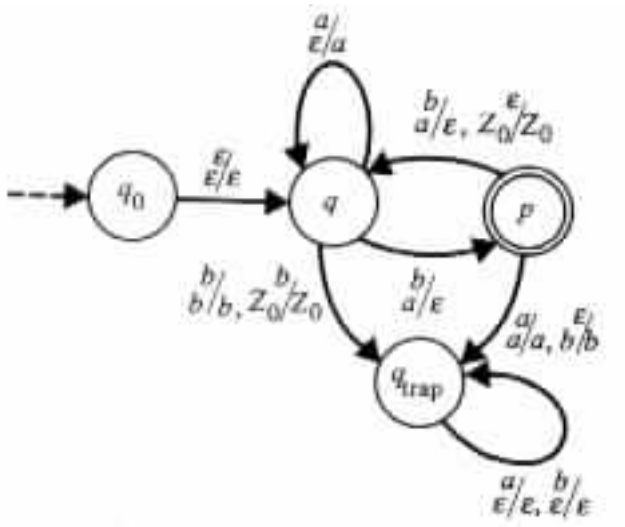
[A Pushdown Automaton That Accepts the Complementation of \$L\(M\)\$](#)

The constructed pushdown automaton $M_{\text{eof_max}}$ on a given input has a unique sequence of moves that ends at a reading state after consuming all the input. The sequence of moves remains the same, even when a different subset of the set of reading states is chosen to be the set of accepting states. Thus, the deterministic pushdown automaton that accepts the complementation of $L(M)$ can be obtained from $M_{\text{eof_max}}$, by requiring that the reading states of the form $[q, \text{reject}]$ become the accepting states. \square

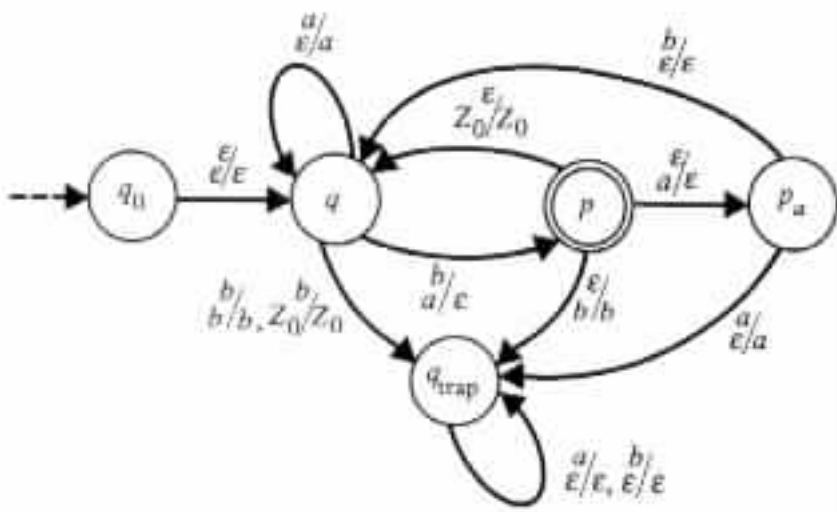
Example 3.5.2 Let M be the deterministic pushdown automaton whose transition diagram is given in Figure 3.5.2(a).



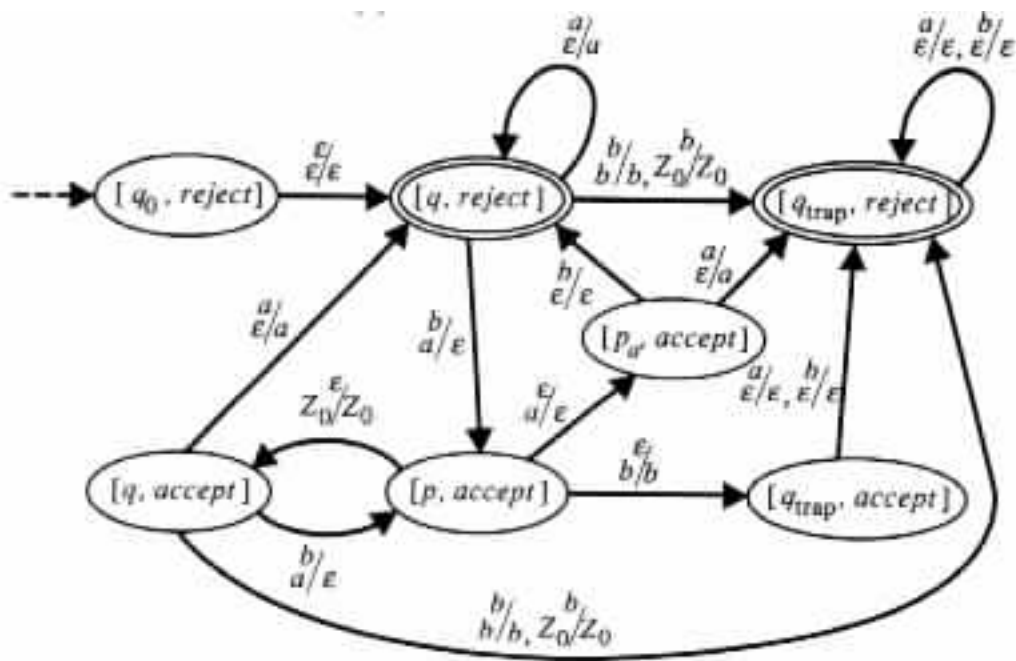
(a)



(b)



(c)



(d)

Figure 3.5.2 (a) A pushdown automaton M . (b) The complementation M_{eof} for M . (c) M_{eof} modified to include no mixed states. (d) A pushdown automaton that accepts the complementation of $L(M)$.

Using the terminology in the proof of Theorem 3.5.2, the state q_0 of M is an ϵ state, the state q is a reading state, and the state p is a mixed state.

The transition diagram of M_{eof} is given in Figure 3.5.2(b). The transition diagram of M_{eof} modified to include no mixed states, is given in Figure 3.5.2(c). The transition diagram in Figure 3.5.2(d) is of a deterministic pushdown automaton that accepts the complementation of $L(M)$. \square

The closure under complementation of the class of the languages that deterministic pushdown automata accept, the nonclosure of the class under intersection, and DeMorgan's law all imply the nonclosure of the class under union .

Corollary 3.5.1 There are languages that are accepted by nondeterministic pushdown automata, but that cannot be accepted by any deterministic pushdown automata.

[\[next\]](#) [\[prev\]](#) [\[prev-tail\]](#) [\[front\]](#) [\[up\]](#)

[\[next\]](#) [\[prev\]](#) [\[prev-tail\]](#) [\[tail\]](#) [\[up\]](#)

3.6 Decidable Properties for Recursive Finite-Domain Programs

The first theorem of this section provides a generalization of the decidability of the emptiness problem for finite-state automata.

Theorem 3.6.1 The emptiness problem is decidable for pushdown automata.

Proof Consider any pushdown automaton $M_1 = \langle Q, \Sigma, \Gamma, \delta_1, q_0, Z_0, F \rangle$. Let c be a new symbol not in Σ . Let δ_2 be δ_1 with each transition rule of the form $(q, \epsilon, \beta, p, \Uparrow)$ being replaced with a transition rule of the form $(q, c, \beta, p, \Uparrow)$. Let M_2 be the pushdown automaton $\langle Q, \Sigma \cup \{c\}, \Gamma, \delta_2, q_0, Z_0, F \rangle$.

Intuitively, we see that M_2 is the pushdown automaton M_1 modified to read the symbol c whenever M_1 is to make a move that reads no input symbol. By construction, M_1 can reach configuration (uqv, w) in t moves if and only if there exists u_c such that M_2 can reach configuration (u_cqv, w) in t moves, where u_c is a string obtained from u by insertion of some c 's and $|u_c| = t$. Thus, $T(M_1) = \emptyset$ if and only if $T(M_2) = \emptyset$.

Denote m as the constant that the pumping lemma for context-free languages implies for $L(M_2)$. The shortest string x in $L(M_2)$ cannot be longer than m . Otherwise, a contradiction would arise because by the pumping lemma if x is in $L(M_2)$ and if its length is at least m , then a shorter string is also in $L(M_2)$.

On input x the pushdown automaton M_2 can have at most $|x|$ moves. Consequently, the emptiness of $L(M_2)$ or, equivalently, of $L(M_1)$ can be checked by considering all the possible execution sequences of M_2 or, equivalently, of M_1 that consist of no more than m moves. \square

The decidability of the emptiness problem for pushdown automata can be used for showing the decidability of some problems for finite-state transducers. One such example is the decidability of the equivalence problem for deterministic finite-state transducers. For the general class of finite-state transducers as well as the class of pushdown automata the problem is undecidable (Corollary [4.7.1](#) and Corollary [4.7.2](#), respectively). On the other hand, for deterministic pushdown automata and for deterministic pushdown transducers the problem is open.

Corollary 3.6.1 The equivalence problem is decidable for deterministic finite-state transducers.

Proof Consider any two deterministic finite-state transducers M_1 and M_2 . From M_1 and M_2 a finite-state automaton M_3 can be constructed such that M_3 accepts the empty set if and only if $L(M_1) = L(M_2)$.

The construction can be as in the proof of Theorem [2.6.4](#).

On the other hand, one can also construct from M_1 and M_2 a pushdown automaton M_4 that accepts a given input if and only if both M_1 and M_2 accept it, while providing different outputs. That is, M_4 accepts the empty set if and only if M_1 and M_2 agree in their outputs on the inputs that they both accept.

A computation of M_4 on a given input consists of simulating in parallel, as in the proof of Theorem [3.5.1](#), the computations of M_1 and M_2 on such an input. The simulation is in accordance with either of the following cases, where the choice is made nondeterministically.

Case 1

M_4 simulates accepting computations of M_1 and M_2 that provide outputs of different lengths. During the simulation, M_4 ignores the outputs of M_1 and M_2 . However, at each instant of the simulation, the pushdown store of M_4 holds the absolute value of the difference between the length of the outputs produced so far by M_1 and M_2 . M_4 accepts the input if and only if it reaches accepting states of M_1 and M_2 at the end of the input, with a nonempty pushdown store.

Case 2

M_4 simulates accepting computations of M_1 and M_2 that provide outputs differing in their j th symbol, for some j that is no greater than their lengths. The simulation is similar to that in Case 1. The main difference is that M_4 records in the pushdown store the changes in the length of the output of M_i only until it establishes (nondeterministically) that M_i reached its j th output symbol, $i = 1, 2$. In addition, M_4 records in its finite-state control the j th output symbols of M_1 and M_2 . Upon completing the simulation, M_4 accepts the input if and only if its pushdown is empty and the recorded symbols in the finite-state control are distinct.

Given M_3 and M_4 , a pushdown automaton M_5 can then be constructed to accept $L(M_3) \cup L(M_4)$. M_5 accepts the empty set if and only if M_1 and M_2 are equivalent. The result thus follows from Theorem [3.6.1](#). \square

The uniform halting problem is undecidable for pushdown automata (Corollary [4.7.3](#)). However, the decidability of the emptiness problem for pushdown automata can be used to show the decidability of the uniform halting problem for deterministic pushdown automata.

Theorem 3.6.2 The uniform halting problem is decidable for deterministic pushdown automata.

Proof Consider any deterministic pushdown automaton M_1 . From M_1 a deterministic pushdown automaton M_2 , similar to that in the proof of Lemma [3.5.1](#), can be constructed. The only difference is that here M_2 accepts a given input if and only if it determines that M_1 reaches a simple loop. By

construction, M_2 accepts an empty set if and only if M_1 halts on all inputs. \square

The proof of the last theorem fails for nondeterministic pushdown automata because accepting computations of nondeterministic pushdown automata can include simple loops, without being forced to enter an infinite loop.

Theorem 3.6.3 The halting problem is decidable for pushdown automata.

Proof Consider any pair (M, x) of a pushdown automaton M and of an input x for M . From x , a finite-state automaton M_x can be constructed that accepts only the input x . However, from M , a pushdown automaton M_1 can be constructed to accept a given input if and only if M has a sequence of transition rules that leads M to a simple loop on the input. The construction can be similar to the proof of Theorem [3.6.2](#).

From M and M_x , a pushdown automaton $M_{a,x}$ can be constructed that accepts the intersection of $L(M)$ with $L(M_x)$ (see Theorem [3.5.1](#)). By construction, $M_{a,x}$ accepts a nonempty set if and only if M accepts x . By Theorem [3.6.1](#) it can be determined if $M_{a,x}$ accepts a nonempty set. If so, then M is determined to halt on input x . Otherwise, in a similar way, a pushdown automaton $M_{1,x}$ can be constructed to accept the intersection of $L(M_1)$ and $L(M_x)$. By construction, $M_{1,x}$ accepts the empty set if and only if M has only halting computations on input x . The result then follows from Theorem [3.6.1](#). \square

[\[next\]](#) [\[prev\]](#) [\[prev-tail\]](#) [\[front\]](#) [\[up\]](#)

[\[next\]](#) [\[prev\]](#) [\[prev-tail\]](#) [\[tail\]](#) [\[up\]](#)

Exercises

3.1.1

For each of the following relations give a recursive finite-domain program that computes the relation.

- $\{ (a^i b^i, c^i) \mid i \geq 0 \}$
- $\{ (xy, x) \mid xy \text{ is in } \{a, b\}^* \text{ and } |x| = |y| \}$
- $\{ (x, y) \mid x \text{ and } y \text{ are in } \{0, 1\}^*, |x| = |y|, \text{ and } y \neq x^{\text{rev}} \}$

3.2.1

For each of the following relations give a (deterministic, if possible) pushdown transducer that computes the relation.

- $\{ (a^i b^j, a^j b^i) \mid i, j \geq 0 \}$
- $\{ (x, a^i b^j) \mid x \text{ is in } \{a, b\}^*, i = (\text{number of } a\text{'s in } x), \text{ and } j = (\text{number of } b\text{'s in } x) \}$
- $\{ (xyz, xy^{\text{rev}}z) \mid xyz \text{ is in } \{a, b\}^* \}$
- $\{ (a^i b^j, c^k) \mid i \leq k \leq j \}$
- $\{ (a^i b^j, c^k) \mid k = \min(i, j) \}$
- $\{ (w, c^k) \mid w \text{ is in } \{a, b\}^*, \text{ and } k = \min(\text{number of } a\text{'s in } w, \text{ number of } b\text{'s in } w) \}$
- $\{ (xy, yx^{\text{rev}}) \mid x \text{ and } y \text{ are in } \{a, b\}^* \}$
- $\{ (x, x^{\text{rev}}x) \mid x \text{ is in } \{a, b\}^* \}$
- $\{ (x, y) \mid x \text{ and } y \text{ are in } \{a, b\}^*, \text{ and } y \text{ is a permutation of } x \}$

3.2.2

Find a pushdown transducer that simulates the computations of the recursive finite-domain program of Figure [3.E.1](#). Assume that the variables have the domain $\{0, 1\}$, and the initial value 0.

```

call RP(x)                                /* I1 */
if eof then accept                         /* I2 */
reject                                     /* I3 */
procedure RP(y)
  read x                                    /* I4 */
  if x ≠ y then                             /* I5 */
    call RP(x)                               /* I6 */
  write y                                   /* I7 */
  return                                    /* I8 */
end

```

Figure 3.E.1

3.2.3

For each of the following languages find a (deterministic, if possible) pushdown automaton that accepts the language.

- $\{ vww^{\text{rev}} \mid v \text{ and } w \text{ are in } \{a, b\}^*, \text{ and } |w| > 0 \}$
- $\{ x \mid x \text{ is in } \{a, b\}^* \text{ and each prefix of } x \text{ has at least as many a's as b's } \}$
- $\{ a^i b^j a^i \mid i, j > 0 \}$
- $\{ w \mid w \text{ is in } \{a, b\}^*, \text{ and } w \neq w^{\text{rev}} \}$
- $\{ xx^{\text{rev}} \mid x \text{ is accepted by the finite-state automaton of Figure [3.E.2](#) } \}$

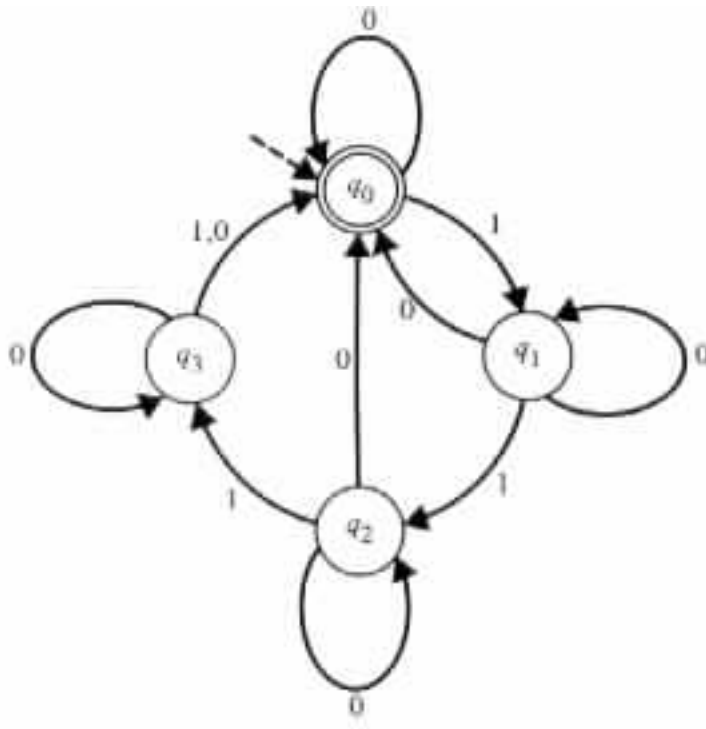


Figure 3.E.2

- f. $\{ x \mid x = x^{\text{rev}} \text{ and } x \text{ is accepted by the finite-state automaton of Figure 3.E.2} \}$

3.3.1

For each of the following languages construct a context-free grammar that generates the language.

- $\{ x\#y \mid x \text{ and } y \text{ are in } \{a, b\}^* \text{ and have the same number of a's} \}$
- $\{ a^i b^j c^k \mid i \neq j \text{ or } j \neq k \}$
- $\{ x \mid x \text{ is in } \{a, b\}^* \text{ and each prefix of } x \text{ has at least as many a's as b's} \}$
- $\{ x\#y \mid x \text{ and } y \text{ are in } \{a, b\}^* \text{ and } y \text{ is not a permutation of } x \}$
- $\{ x\#y \mid x \text{ and } y \text{ are in } \{a, b\}^* \text{ and } x \neq y \}$

3.3.2

Find a Type 2 grammar that is equivalent to the context-free grammar $G = \langle N, \Sigma, P, S \rangle$, whose production rules are given in Figure 3.E.3(a).

$$\begin{aligned}
 S &\rightarrow CD \\
 &\rightarrow a \\
 C &\rightarrow \epsilon \\
 &\rightarrow SC \\
 &\rightarrow b \\
 D &\rightarrow CC \\
 &\text{(a)}
 \end{aligned}$$

$$\begin{aligned}
 S &\rightarrow AB \\
 A &\rightarrow BAB \\
 &\rightarrow a \\
 B &\rightarrow ABA \\
 &\rightarrow b \\
 &\text{(b)}
 \end{aligned}$$

$$\begin{aligned}
 S &\rightarrow \alpha A S \alpha \\
 &\rightarrow b \\
 A &\rightarrow \alpha A \alpha \\
 &\rightarrow b \\
 &\text{(c)}
 \end{aligned}$$

$$\begin{aligned}
 S &\rightarrow \alpha A \\
 A &\rightarrow S b \\
 &\rightarrow \alpha b \\
 &\text{(d)}
 \end{aligned}$$

Figure 3.E.3

3.3.3

Let $G = \langle N, \Sigma, P, S \rangle$ be the context-free grammar whose production rules are listed in Figure 3.E.3(b). Find a recursive finite-domain program and a pushdown automaton that accept the language generated by G .

3.3.4

Let M be the pushdown automaton whose transition diagram is given in Figure 3.E.4.

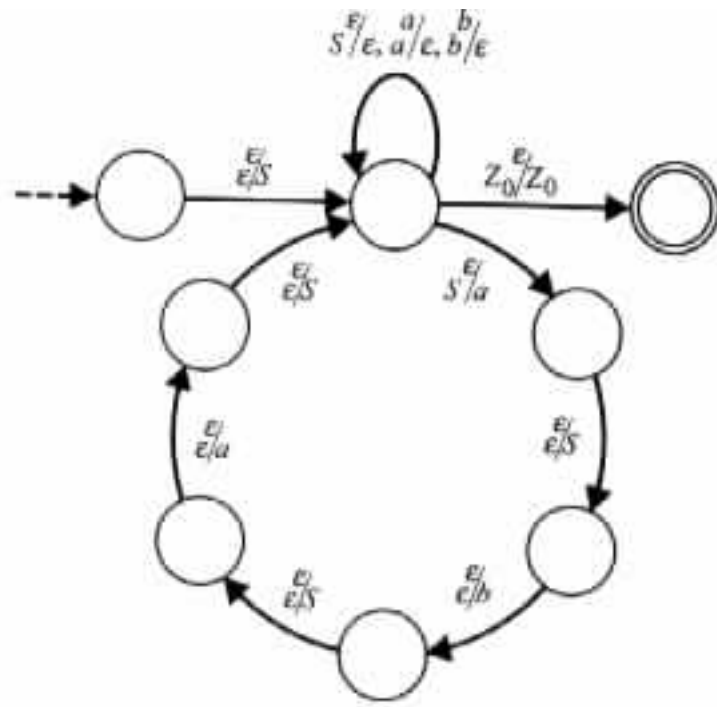


Figure 3.E.4

Find a context-free grammar that generates $L(M)$.

3.3.5

Find a deterministic pushdown automaton that accepts the language generated by the grammar $G = \langle N, \Sigma, P, S \rangle$, whose production rules are given in Figure 3.E.3(c).

3.3.6

Let the program P and the grammar G be as in Example 3.3.5. Find a derivation in G that corresponds to an accepting computation of P on input bab.

3.3.7

Find the context-free grammar that accepts the same language as the program P in Figure 3.E.5, according to the proof of Theorem 3.3.3. Assume that the domain of the variables is equal to $\{a, b\}$, with a as initial value.

```

do                                     /* I1 */
    call f(x)                           /* I2 */
    if eof then accept                   /* I3 */
until false                             /* I4 */
procedure f(x)
    if x = b then                         /* I5 */
        return                            /* I6 */
    read x                                /* I7 */
    call f(x)                              /* I8 */
    return                                  /* I9 */
end

```

Figure 3.E.5

3.4.1

Redo Example 3.4.1 for the case that G has the production rules listed in Figure 3.E.3(d) and $w = a^5b^4$.

3.4.2

Show that each of the following sets is not a context-free language.

- $\{ a^n b^l c^t \mid t > l > n > 0 \}$
- $\{ \alpha \alpha^{\text{rev}} \mid \alpha \text{ is in } \{a, b\}^* \}$
- $\{ \alpha \beta \alpha^{\text{rev}} \beta^{\text{rev}} \mid \alpha \text{ and } \beta \text{ are in } \{a, b\}^* \}$
- $\{ a^n \alpha a^n \mid \alpha \text{ is in } \{a, b\}^*, \text{ and } n = (\text{the number of a's in } \alpha) \}$
- $\{ \alpha \# \beta \mid \alpha \text{ and } \beta \text{ are in } \{a, b\}^* \text{ and } \beta \text{ is a permutation of } \alpha \}$
- $\{ \alpha \beta \mid \text{The finite-state transducer whose transition diagram is given in Figure 3.E.6} \}$

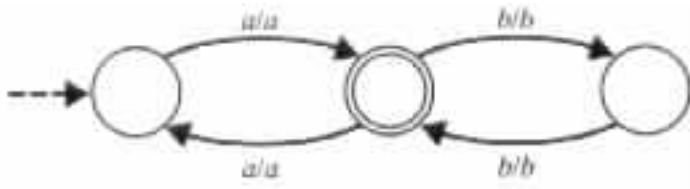


Figure 3.E.6

has output β on input α

- g. $\{ a^n \mid n \geq 1 \}$

3.4.3

Show that the relation $\{ (x, d^n) \mid x \text{ is in } \{a, b, c\}^* \text{ and } n = \min(\text{number of a's in } x, \text{number of b's in } x, \text{number of c's in } x) \}$ is not computable by a pushdown transducer.

3.5.1

Show that the class of the relations computable by pushdown transducers is closed under each of the following operations Ψ .

- Inverse, that is, $\Psi(R) = R^{-1} = \{ (y, x) \mid (x, y) \text{ is in } R \}$.
- Composition, that is, $\Psi(R_1, R_2) = \{ (x, y) \mid x = x_1x_2 \text{ and } y = y_1y_2 \text{ for some } (x_1, y_1) \text{ in } R_1 \text{ and some } (x_2, y_2) \text{ in } R_2 \}$.
- Reversal, that is, $\Psi = \{ (x^{\text{rev}}, y^{\text{rev}}) \mid (x, y) \text{ is in } R \}$.

3.5.2

Show that the class of context-free languages is not closed under the operation $\Psi(L_1, L_2) = \{ xyzw \mid xz \text{ is in } L_1 \text{ and } yw \text{ is in } L_2 \}$.

3.5.3

Find a pushdown automaton that accepts the intersection of the language accepted by the pushdown automaton whose transition diagram is given in Figure 3.E.7(a), and the language accepted by the finite-state automaton whose transition diagram is given in Figure 3.5.1(b).

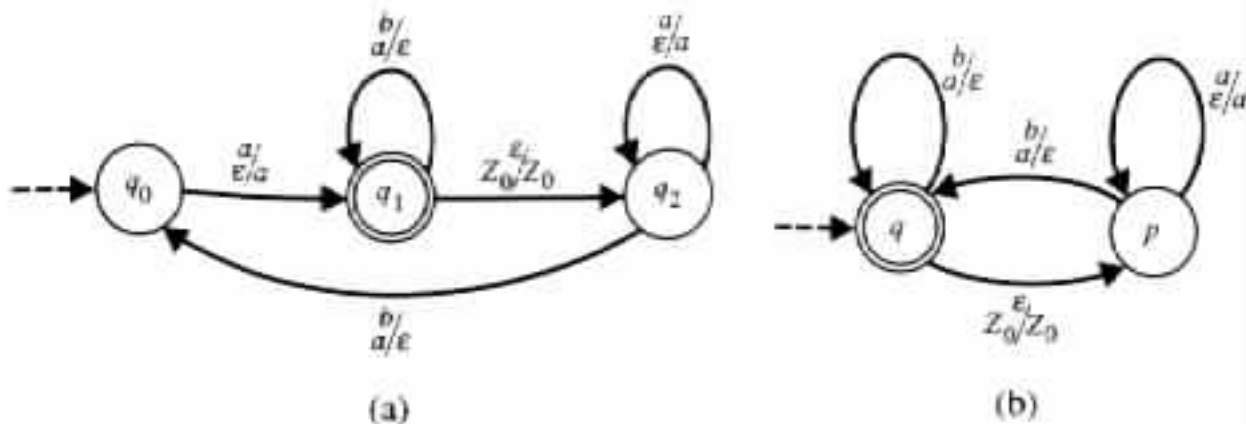


Figure 3.E.7

3.5.4

Let M be the deterministic pushdown automaton given in Figure [3.E.7\(b\)](#). Find the pushdown automaton that accepts the complementation of $L(M)$ in accordance with the proof of Theorem [3.5.2](#).

3.5.5

Show that if a relation is computable by a deterministic pushdown transducer, then its complementation is computable by a pushdown transducer.

3.6.1

Show that the membership problem is decidable for pushdown automata.

3.6.2

Show that the single valuedness problem is decidable for finite-state transducers.

3.6.3

Show that the equivalence problem for finite-state transducers is reducible to the equivalence problem for pushdown automata.

[\[next\]](#) [\[prev\]](#) [\[prev-tail\]](#) [\[front\]](#) [\[up\]](#)

[\[prev\]](#) [\[prev-tail\]](#) [\[tail\]](#) [\[up\]](#)

[Bibliographic Notes](#)

[McCarthy](#) (1963) introduced recursion to programs. Recursive finite-domain programs and their relationship to pushdown transducers were considered in [Jones](#) and [Muchnick](#) (1978).

The pushdown automata were introduced by [Oettinger](#) (1961) and [Schutzenberger](#) (1963). [Evey](#) (1963) introduced the pushdown transducers. The equivalence of pushdown automata to context-free languages were observed by [Chomsky](#) (1962) and [Evey](#) (1963).

The pumping lemma for context-free languages is from Bar-[Hillel](#) , [Perles](#) , and [Shamir](#) (1961). [Scheinberg](#) (1960) used similar arguments to show that $\{ a^n b^n c^n \mid n \geq 1 \}$ is not context-free.

The closure of context-free languages under union , and their nonclosure under intersection and complementation, were noticed by [Scheinberg](#) (1960). The closure of the class of context-free languages under composition and under intersection with regular languages is due to Bar-[Hillel](#) , [Perles](#) , and [Shamir](#) (1961). [Schutzenberger](#) (1963) showed the closure under complementation of the class of languages that are accepted by the deterministic pushdown automata (Theorem [3.5.2](#)). Bar-[Hillel](#) , [Perles](#) , and [Shamir](#) (1961) showed the closure of context-free languages under reversal (see Exercise [3.5.1\(c\)](#)).

The decidability of the emptiness problem for context-free grammars is also due to Bar-[Hillel](#) , [Perles](#) , and [Shamir](#) (1961). The decidability of the equivalence problem for the deterministic finite-state transducers in Corollary [3.6.1](#) follows from [Bird](#) (1973). The proof technique used here is from [Gurari](#) (1979). This proof technique coupled with proof techniques of [Valiant](#) (1973) were used by [Ibarra](#) and [Rosier](#) (1981) to show the decidability of the equivalence problem for some subclasses of deterministic pushdown transducers.

[Greibach](#) (1981) and [Hopcroft](#) and [Ullman](#) (1979) provide additional insight into the subject.

[\[prev\]](#) [\[prev-tail\]](#) [\[front\]](#) [\[up\]](#)

[\[next\]](#) [\[prev\]](#) [\[prev-tail\]](#) [\[tail\]](#) [\[up\]](#)

Chapter 4 GENERAL PROGRAMS

Our study of programs has so far concentrated on two subclasses, namely, the finite-memory programs and the recursive finite-domain programs. In this chapter the study is extended to the general class of programs. The first section introduces the mathematical systems of Turing transducers as a generalization to pushdown transducers, and offers the systems for characterizing the notion of computation. The second section considers the relationship between the general class of programs and the Turing transducers. Section 3 considers the relationship between determinism and nondeterminism in Turing transducers. Section 4 shows the existence of a Turing transducer, called a universal Turing transducer, that can be programmed to compute any computable function. The fifth section deals with the limitations of Turing transducers and proves the undecidability of some problems, and the sixth section shows that Turing transducers accept exactly the class of Type 0 languages. The chapter concludes with Section 7, which introduces the Post's correspondence problem, demonstrates its undecidability, and exhibits its usefulness in exploring undecidable problems.

[4.1 Turing Transducers](#)

[4.2 Programs and Turing Transducers](#)

[4.3 Nondeterminism versus Determinism](#)

[4.4 Universal Turing Transducers](#)

[4.5 Undecidability](#)

[4.6 Turing Machines and Type 0 Languages](#)

[4.7 Post's Correspondence Problem](#)

[Exercises](#)

[Bibliographic Notes](#)

[\[next\]](#) [\[prev\]](#) [\[prev-tail\]](#) [\[front\]](#) [\[up\]](#)

[\[next\]](#) [\[tail\]](#) [\[up\]](#)

4.1 Turing Transducers

[Turing Transducers](#)

[Configurations and Moves of Turing Transducers](#)

[Determinism and Nondeterminism in Turing Transducers](#)

[Computations of Turing Transducers](#)

[Turing Machines](#)

[Church's Thesis](#)

The study of finite-memory programs and recursive finite-domain programs benefited considerably from the introduction of the mathematical systems of finite-state transducers and pushdown transducers, respectively. The usefulness of these mathematical systems stemmed from the abstraction they lend to the primitive computing machines that simulate the behavior of the programs. With this in mind it is only natural to try to follow a similar approach in studying the general class of programs.

Recursive finite-domain programs have been introduced as a generalization of finite-memory programs. In parallel, pushdown transducers have been introduced as a generalization of finite-state transducers. Going to the most general class of programs, therefore, suggests trying a similar generalization to the corresponding transducers.

Turing Transducers

Among the most general models of transducers that come to mind are probably those that allow more than one auxiliary work tape, unrestricted auxiliary work tapes, two-way input heads, inputs enclosed between endmarkers, and acceptance anywhere in the inputs. A class of such models, called Turing transducers, is introduced below.

Each Turing transducer M can be viewed as an abstract computing machine that consists of a *finite-state control*, an *input tape*, a read-only *input head*, m *auxiliary work tapes* for some $m \geq 0$, a read-write *auxiliary work-tape head* for each auxiliary work tape, an *output tape*, and a write-only *output head* (see Figure [4.1.1](#)).

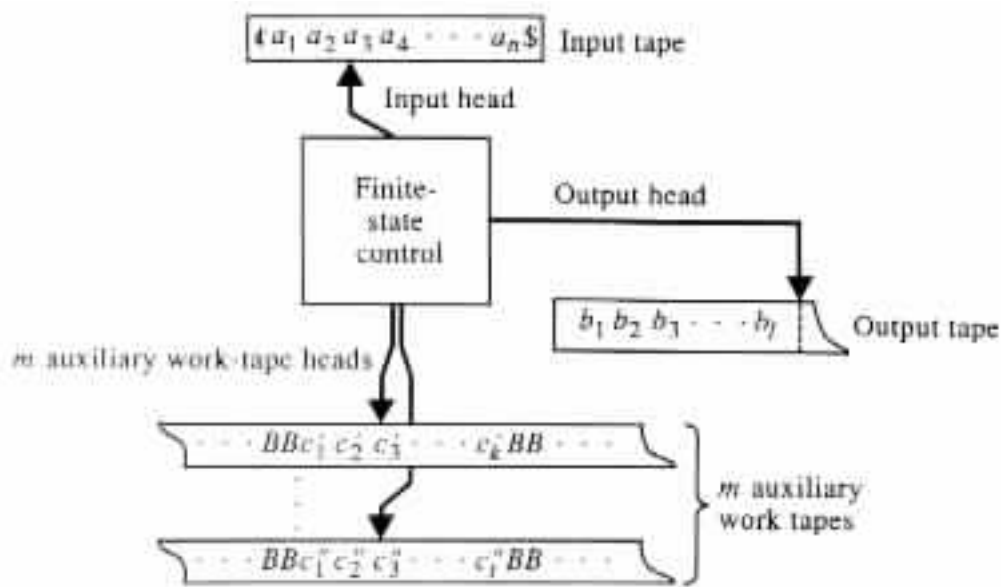


Figure 4.1.1 Schema of a Turing transducer.

Each move of M is determined by the state of M , the symbol under the input head, and the symbols under the heads of the auxiliary work tapes. Each move of M consists of changing the state of M , changing the symbol under the head of each auxiliary work tape, relocating each head by at most one position in any direction, and writing at most one symbol onto the output tape.

Initially M is assumed to have its input $a_1 \dots a_n$ stored on the input tape between a left endmarker ϕ and a right endmarker $\$$. In addition, the input head is assumed to be located at the start of the input, the auxiliary work tapes are assumed to contain just blank symbols B , and the output tape is assumed to be empty.

Example 4.1.1 A one auxiliary-work-tape Turing transducer M can compute the relation $\{ (x, x^{\text{rev}}) \mid x \text{ is in } \{a, b\}^* \text{ and } x = x^{\text{rev}} \}$ by checking that each input $a_1 \dots a_n$ satisfies the equality $a_1 \dots a_n = a_n \dots a_1$. The computations of M can be in the following manner (see Figure 4.1.2).

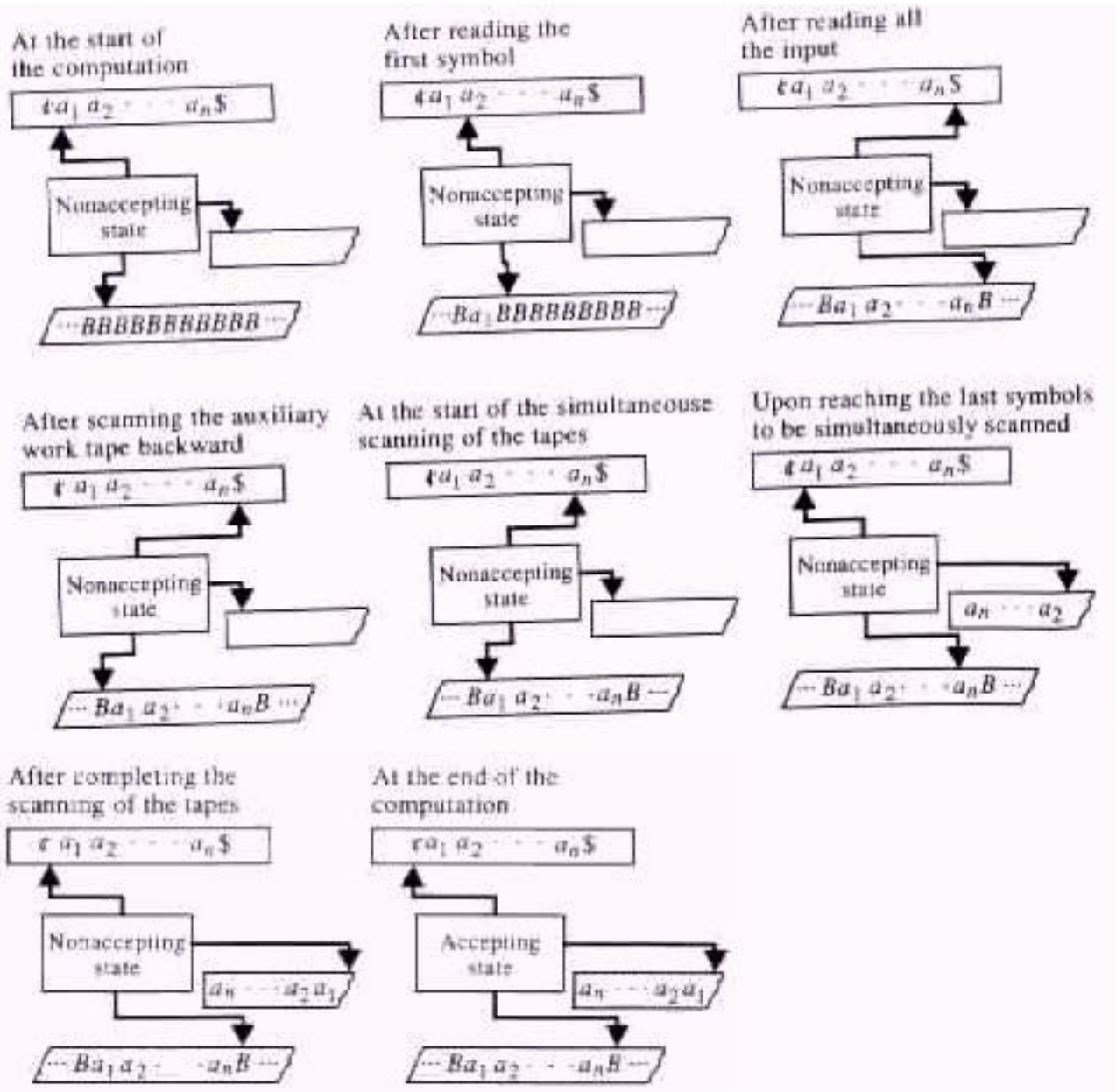


Figure 4.1.2 A description of how a Turing transducer computes the relation $\{ (x, x^{\text{rev}}) \mid x \text{ is in } \{a, b\}^* \text{ and } x = x^{\text{rev}} \}$.

M starts each computation by moving forward along the input tape and the auxiliary work tape simultaneously, one location at the time until the right endmarker \$ is encountered on the input tape. As M moves along the tapes it copies onto the auxiliary work tape the symbols being read from the input. Then M scans the auxiliary work tape backward, and locates the first nonblank symbol. Finally, M scans the input tape backward, and the auxiliary work tape forward simultaneously, symbol by symbol. As M scans the two tapes it checks for the equality of the symbols being read at each move. \square

Formally, a mathematical system M consisting of an eight-tuple $\langle Q, \Sigma, \Gamma, \Delta, \delta, q_0, B, F \rangle$ is called an *m auxiliary-work-tape Turing transducer* for $m \geq 0$ if the following conditions hold.

Q

is a finite set, and the elements of Q are called the *states* of M.

Σ, Γ, Δ

are alphabets that do not include the symbols ϵ and $\$$. Σ is called the *input alphabet* of M, and the elements of Σ are called the *input symbols* of M. Γ is called the *auxiliary work-tape alphabet* of M, and the elements of Γ are called the *auxiliary work-tape symbols* of M. Δ is called the *output alphabet* of M, and the elements of Δ are called the *output symbols* of M.

δ

is a relation from $Q \times (\Sigma \cup \{\epsilon, \$\}) \times \Gamma^m$ to $Q \times \{-1, 0, +1\} \times (\Gamma \times \{-1, 0, +1\})^m \times (\Delta \cup \{\epsilon\})$. δ is called the *transition table* of M, and the elements $(q, a, b_1, b_2, \dots, b_m, (p, d_0, c_1, d_1, c_2, d_2, \dots, c_m, d_m, \rho))$, or simply $(q, a, b_1, b_2, \dots, b_m, p, d_0, c_1, d_1, c_2, d_2, \dots, c_m, d_m, \rho)$, of the transition table δ are called the *transition rules* of M.

q_0

is an element in Q, called the *initial state* of M.

B

is a symbol in Γ , called the *blank symbol* of M.

F

is a subset of Q, and the states in F are called the *accepting*, or *final*, *states* of M.

ϵ is a symbol called *left endmarker*, and $\$$ is a symbol called *right endmarker*.

Example 4.1.2 $M = \langle Q, \Sigma, \Gamma, \Delta, \delta, q_0, B, F \rangle$ is a one auxiliary-work-tape Turing transducer if $Q = \{q_0, q_1, q_2, q_3, q_4\}$, $\Sigma = \Delta = \{a, b\}$, $\Gamma = \{a, b, B\}$, $F = \{q_4\}$, and $\delta = \{(q_0, a, B, q_1, +1, a, +1, a), (q_0, b, B, q_1, +1, b, +1, b), (q_0, \$, B, q_4, 0, B, 0, \epsilon), (q_1, a, B, q_1, +1, a, +1, a), (q_1, b, B, q_1, +1, b, +1, b), (q_1, a, B, q_2, 0, B, -1, \epsilon), (q_1, b, B, q_2, 0, B, -1, \epsilon), (q_2, a, a, q_2, 0, a, -1, \epsilon), (q_2, b, a, q_2, 0, a, -1, \epsilon), (q_2, a, b, q_2, 0, b, -1, \epsilon), (q_2, b, b, q_2, 0, b, -1, \epsilon), (q_2, a, B, q_3, 0, B, +1, \epsilon), (q_2, b, B, q_3, 0, B, +1, \epsilon), (q_3, a, a, q_3, +1, a, +1, \epsilon), (q_3, b, b, q_3, +1, b, +1, \epsilon), (q_3, \$, B, q_4, 0, B, 0, \epsilon)\}$.

The Turing transducer M has five states and 16 transition rules. M uses the state q_0 as an initial state, and the state q_4 as an accepting state. The symbol B is considered to be the blank symbol of M. \square

A mathematical system M is called a *Turing transducer* if it is an m auxiliary-work-tape Turing transducer for some $m \geq 0$.

Each Turing transducer $M = \langle Q, \Sigma, \Gamma, \Delta, \delta, q_0, B, F \rangle$ can be graphically represented by a *transition diagram* of the following form. For each state in Q the transition diagram has a corresponding node drawn as a circle. The initial state is identified by an arrow from nowhere that points to the node. Each accepting state is identified by a double circle. Each transition rule $(q, a, b_1, b_2, \dots, b_m, p, d_0, c_1, d_1, c_2, d_2, \dots, c_m, d_m, \rho)$ in δ is represented by an edge from the node that corresponds to state q to the node

that corresponds to state p , where the edge carries a label of the following form.

$$\begin{array}{l} a/d_0 \\ b_1/c_1, d_1 \\ \vdots \\ b_m/c_m, d_m \\ \hline /p \end{array}$$

In the label the top row " a/d_0 " corresponds to the input tape, the bottom row " $/p$ " corresponds to the output tape, and row " $b_i/c_i, d_i$ " corresponds to the i th auxiliary work tape.

For notational convenience, edges that agree in their origin and destination are merged, and their labels are separated by commas.

Example 4.1.3 The transition diagram in Figure 4.1.3

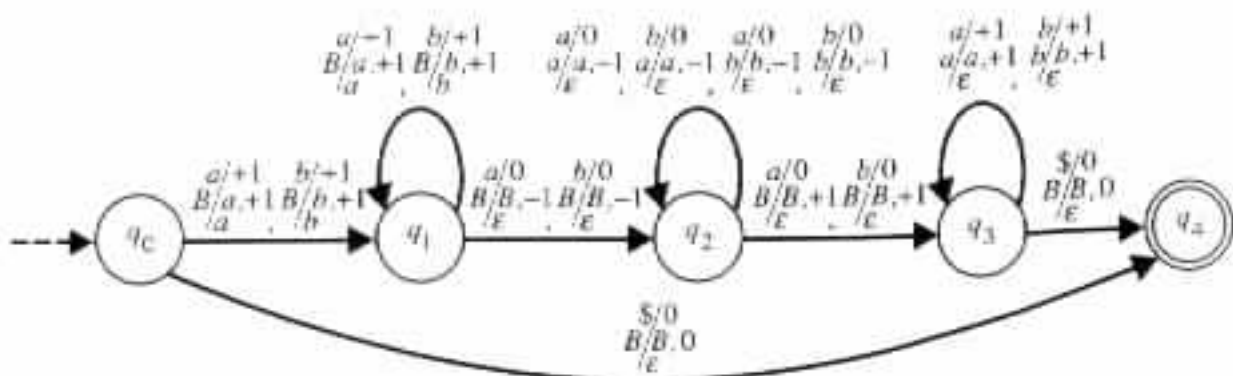


Figure 4.1.3 An one auxiliary-work-tape Turing transducer.

is a representation of the Turing transducer of Example 4.1.2. The transition rule $(q_0, a, B, q_1, +1, a, +1, a)$ of M is represented in the transition diagram by an edge from state q_0 to state q_1 that carries the label

$$\begin{array}{l} a/+1 \\ B/a,+1 \\ \hline /a, b \end{array}$$

The transition rule $(q_1, a, B, q_1, +1, a, +1, a)$ of M is represented in the transition diagram by an edge that starts and ends at state q_1 and carries a similar label. \square

[Configurations and Moves of Turing Transducers](#)

On each input x from Σ^* the Turing transducer M has some set of possible configurations. Each

configuration, or *instantaneous description*, of the Turing transducer M is an $(m + 2)$ -tuple $(uqv, u_1qv_1, \dots, u_mqv_m, w)$, where q is a state of M , $uv = \phi x \$$, $u_i v_i$ is a string in Γ^* for each $1 \leq i \leq m$, and w is a string in Δ^* . Intuitively, we see that a configuration $(uqv, u_1qv_1, \dots, u_mqv_m, w)$ says that M is in state q , with the input head at the first symbol of v , with the i th auxiliary work tape holding $\dots Bu_i v_i B \dots$, with the i th auxiliary work-tape head at the first symbol of $v_i B$, and with the output tape holding w (see Figure 4.1.4).

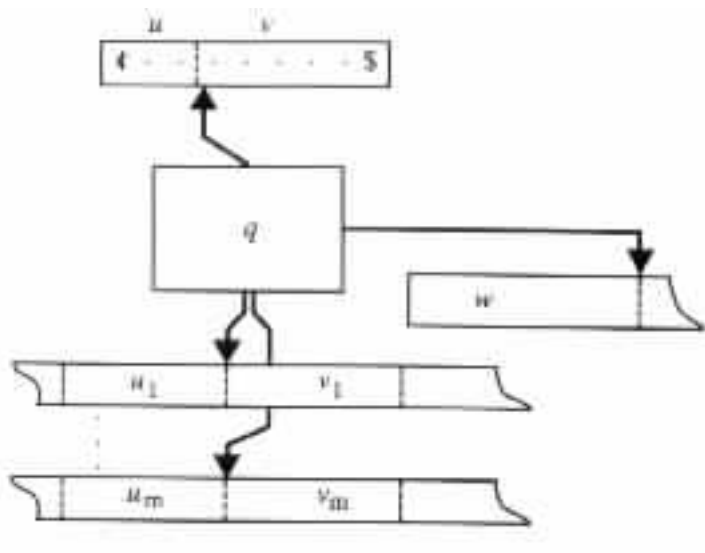


Figure 4.1.4 A configuration of a Turing transducer.

With no loss of generality it is assumed that Q and $\Sigma \cup \Gamma \cup \{\phi, \$\}$ are mutually disjoint.

The configuration is said to be an *initial configuration* if $q = q_0$, $u = \phi$, $w = \epsilon$, and $u_i v_i = \epsilon$ for each $1 \leq i \leq m$. The initial configuration says that at the start of a computation the input is stored on the input tape, delimited by the endmarker ϕ at its left and the endmarker $\$$ at its right. The input head is placed on the symbol to the right of ϕ , that is, on the leftmost symbol of the input when the input is not empty, and on the right endmarker $\$$ when the input is empty. The auxiliary work tapes are set to contain B 's only, and the finite-state control is set at the initial state.

The configuration is said to be an *accepting configuration* if q is an accepting state in F .

Example 4.1.4 Let M_1 be the one auxiliary-work-tape Turing transducer of Figure 4.1.3. $(\phi q_0 aabaab \$, q_0, \epsilon)$ is the initial configuration of M_1 on input $aabaab$. On such an input M_1 also has the configuration $(\phi aab q_2 aab \$, a q_2 ab, aab)$. The configurations are shown in Figure 4.1.5(a)

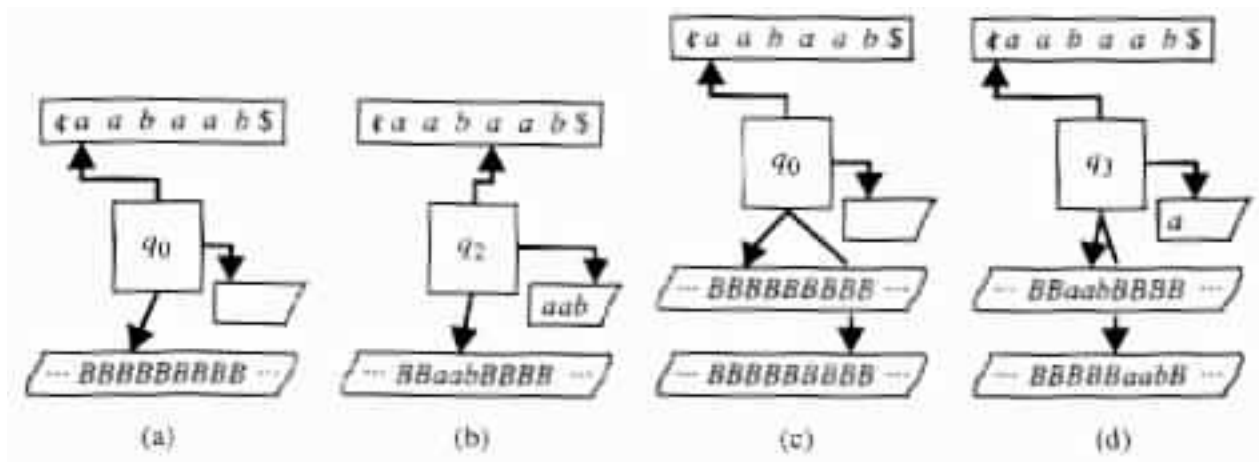


Figure 4.1.5 Configurations of Turing transducers.

and Figure 4.1.5(b), respectively.

Let M_2 be the two auxiliary-work-tape Turing transducer of Figure 4.1.6.

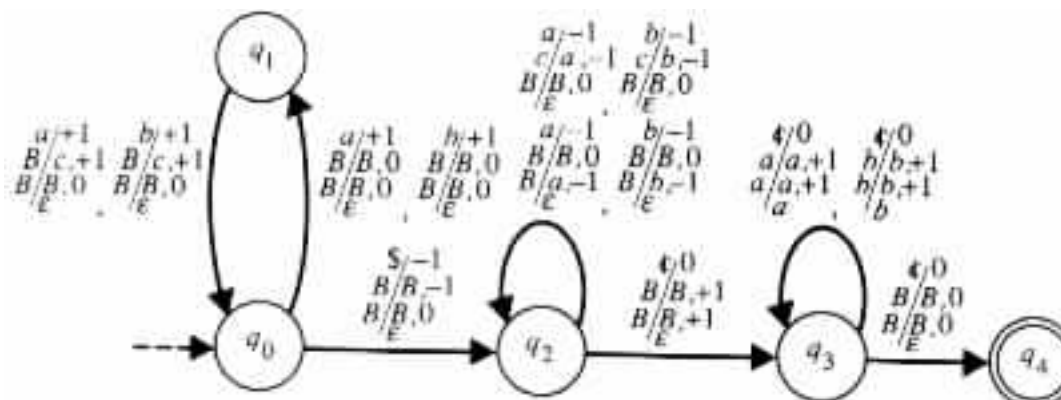


Figure 4.1.6 A two auxiliary-work-tape Turing transducer.

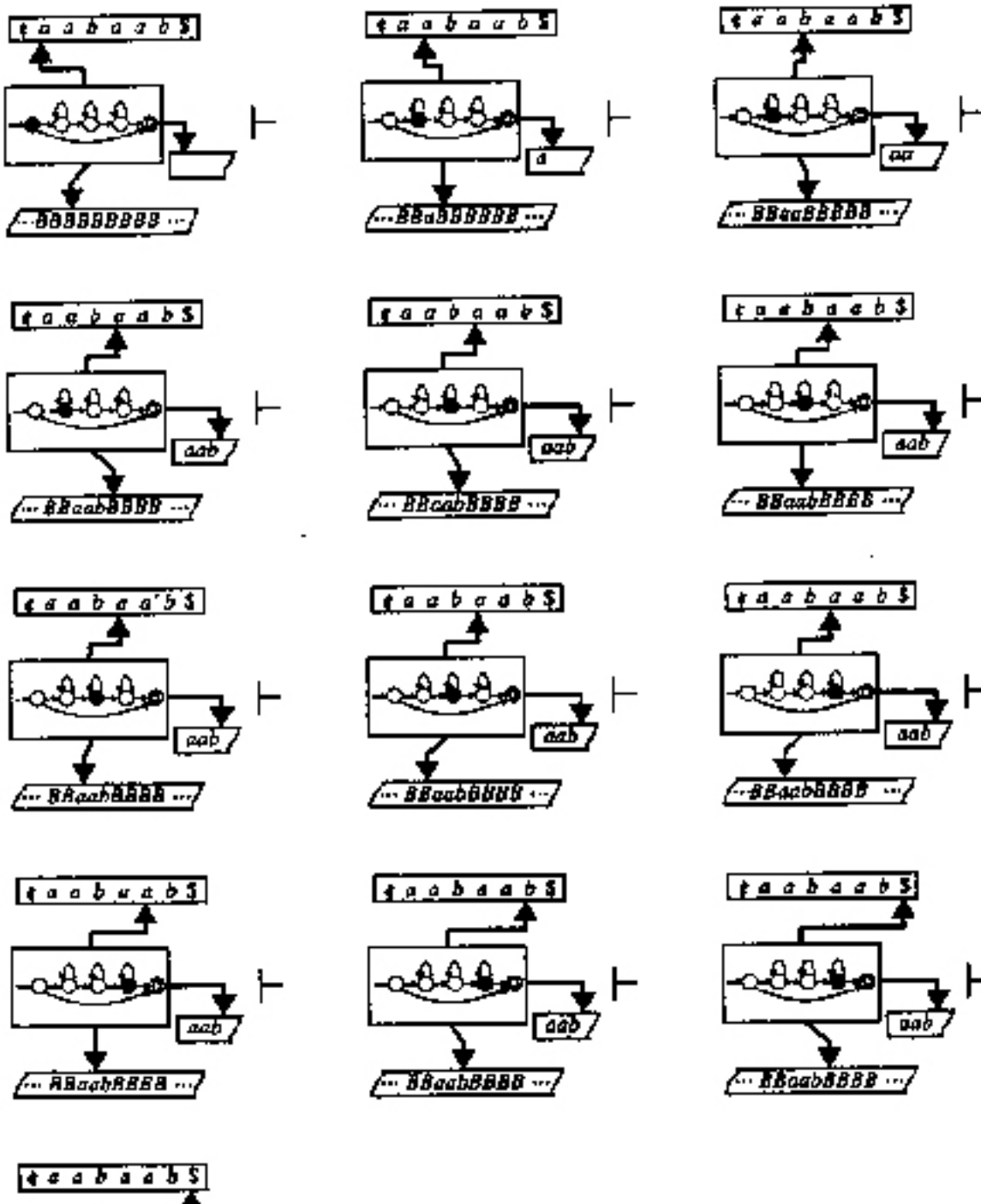
On input $aabaab$ the Turing transducer has the initial configuration $(\epsilon q_0 aabaab \$, q_0, q_0, \epsilon)$. Similarly, $(q_3 \epsilon aabaab \$, aq_3 ab, q_3 Baab, a)$ is also a configuration of M_2 on such an input. The configurations are shown in Figure 4.1.5(c) and Figure 4.1.5(d), respectively. \square

The transition rules of the Turing transducer M are used for defining the possible moves of M . Each move is in accordance with some transition rule. A *move* on transition rule $(q, a, b_1, b_2, \dots, b_m, p, d_0, c_1, d_1, c_2, d_2, \dots, c_m, d_m, \rho)$ changes the state of the finite-state control from q to p , scans a in the input tape, moves the input head d_0 positions to the right, writes ρ on the output tape, moves the output head $|d_0|$ positions to the right, scans the symbol b_i on the i th auxiliary work tape, replaces b_i with the symbol c_i ,

and moves the i th auxiliary work-tape head d_i positions to the right, for $1 \leq i \leq m$.

A move of M from configuration C_1 to configuration C_2 is denoted $C_1 \vdash_M C_2$, or simply $C_1 \vdash C_2$ if M is understood. A sequence of zero or more moves of M from configuration C_1 to configuration C_2 is denoted $C_1 \vdash_M^* C_2$, or simply $C_1 \vdash^* C_2$, if M is understood.

Example 4.1.5 The Turing transducer whose transition diagram is given in Figure 4.1.3, on input $aabaab$ has the following sequence of moves between configurations (see Figure 4.1.7).



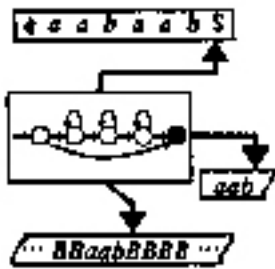


Figure 4.1.7 A sequence of moves between configurations of the Turing transducer of Figure [4.1.3](#).

$$\begin{aligned}
 (\$q_0aabaab$, q_0, \epsilon) \vdash (\aq_1abaab, aq_1, a) \\
 \vdash (\aaq_1baab, aaq_1, aa) \\
 \vdash (\$aabq_1aab$, aabq_1, aab) \\
 \vdash (\$aabq_2aab$, aaq_2b, aab) \\
 \vdash (\$aabq_2aab$, aq_2ab, aab) \\
 \vdash (\$aabq_2aab$, q_2aab, aab) \\
 \vdash (\$aabq_2aab$, q_2Baab, aab) \\
 \vdash (\$aabq_3aab$, q_3aab, aab) \\
 \vdash (\$aabaq_3ab$, aq_3ab, aab) \\
 \vdash (\$aabaq_3b$, aaq_3b, aab) \\
 \vdash (\$aabaabq_3$, aabq_3, aab) \\
 \vdash (\$aabaabq_4$, aabq_4, aab).
 \end{aligned}$$

The sequence is the only one that can start at the initial configuration and end at an accepting configuration for the input aabaab. \square

[Determinism and Nondeterminism in Turing Transducers](#)

The nature of determinism and nondeterminism in Turing transducers is similar to that in pushdown transducers and in finite-state transducers. However, defining these properties is simpler for Turing transducers, because the transition rules scan exactly one symbol in each tape at each move. In the case of the finite-state transducers and the pushdown transducers, the heads can scan zero or one symbols in each move.

Intuitively, we say that a Turing transducer is deterministic if each pair of transition rules that originate at

the same state do not agree on the symbols they scan in the tapes. On the other hand, a Turing transducer is nondeterministic if it has a pair of transition rules that originate at the same state and that agree on the symbols they scan in the corresponding tapes.

Formally, a Turing transducer $M = \langle Q, \Sigma, \Gamma, \Delta, \delta, q_0, B, F \rangle$ is said to be *deterministic* if there is no pair of transition rules

$$(q, a, b_1, \dots, b_m, p, d_0, c_1, d_1, \dots, c_m, d_m, \rho)$$

and

$$(q', a', b'_1, \dots, b'_m, p', d'_0, c'_1, d'_1, \dots, c'_m, d'_m, \rho')$$

in δ such that $(q, a, b_1, \dots, b_m) = (q', a', b'_1, \dots, b'_m)$. A Turing transducer is said to be *nondeterministic* if it is not a deterministic Turing transducer.

Example 4.1.6 The Turing transducer of Example 4.1.2 (see Figure 4.1.3) is a nondeterministic Turing transducer. The pair of transition rules

$$(q_1, a, B, q_1, +1, a, +1, a) \quad \text{and} \quad (q_1, a, B, q_2, \bar{0}, B, -1, \epsilon)$$

and the pair

$$(q_1, b, B, q_1, +1, b, +1, b) \quad \text{and} \quad (q_1, b, B, q_2, \bar{0}, B, -1, \epsilon),$$

are the cause for the nondeterminism of the Turing transducer. The first pair of transition rules agree in the prefix (q, a, B) , and the second pair agree in the prefix (q, b, B) .

However, the Turing transducer in Figure 4.1.6 is deterministic. None of the transition rules that originate at the same state agree in the symbols that they scan under the corresponding heads. For instance, the pair

$$(q_0, a, B, B, q_1, +1, B, \bar{0}, B, \bar{0}, \epsilon) \quad \text{and} \quad (q_0, b, B, B, q_1, +1, B, \bar{0}, B, \bar{0}, \epsilon)$$

of transition rules disagree in the symbols that they scan in the input tape, and the pair

$$(q_3, \bar{0}, a, a, q_3, \bar{0}, b, +1, b, +1, b) \quad \text{and} \quad (q_3, \bar{0}, b, b, q_3, \bar{0}, a, +1, a, +1, a)$$

of transition rules disagree in the symbols that they scan in their auxiliary work tapes. \square

[Computations of Turing Transducers](#)

The definitions of computations for finite-state transducers and pushdown transducers also apply for Turing transducers. Specifically, an *accepting computation* of a Turing transducer M is a sequence of moves of M that starts at an initial configuration and ends at an accepting configuration. A *nonaccepting*, or *rejecting*, *computation* of M is a sequence of moves on an input x for which the following conditions hold.

- a. The sequence starts from the initial configuration of M on input x .
- b. If the sequence is finite, then it ends at a configuration from which no move is possible.
- c. M has no accepting computation on input x .

Each accepting computation and each nonaccepting computation of M is said to be a *computation* of M .

A computation is said to be a *halting computation* if it consists of a finite number of moves.

Example 4.1.7 Consider the deterministic Turing transducer whose transition diagram is given in Figure 4.1.6. The Turing transducer has an accepting computation on a given input if and only if the input is of the form ww for some string w in $\{a, b\}^*$. On an input of the form ww the Turing transducer writes the string w onto the output tape.

Each computation of the Turing transducer starts by reading the input. Upon reading the odd symbols from the input, it moves from state q_0 to state q_1 , while leaving the auxiliary work tapes unchanged. Upon reading the even symbols from the input, the Turing transducer moves from state q_1 to state q_0 , while writing c in the first auxiliary work tape.

On inputs of odd length the Turing transducer halts in state q_1 when it reaches the right endmarker $\$$. On the other hand, on inputs of even length the Turing transducer enters state q_2 when it reaches the right endmarker $\$$. On moving from state q_0 to state q_2 the number of c 's in the second auxiliary work tape equals half of the length of the input.

In state q_2 , the Turing transducer reads backward an input of the form xy which satisfies $|x| = |y|$. As the Turing transducer reads y backward it replaces the content $c^{|y|}$ of the first auxiliary work tape with the string y . Then the Turing transducer reads x backward and writes it onto the second auxiliary work tape.

Upon reaching the left endmarker ϵ , the Turing transducer makes a transition from state q_2 to state q_3 . In state q_3 it scans the two auxiliary work tapes to check that $x = y$. If the equality holds then the Turing transducer moves from state q_3 to state q_4 . Otherwise, it halts in state q_3 .

The computation that the Turing transducer has on input $aabaab$ is shown in Figure 4.1.8. \square

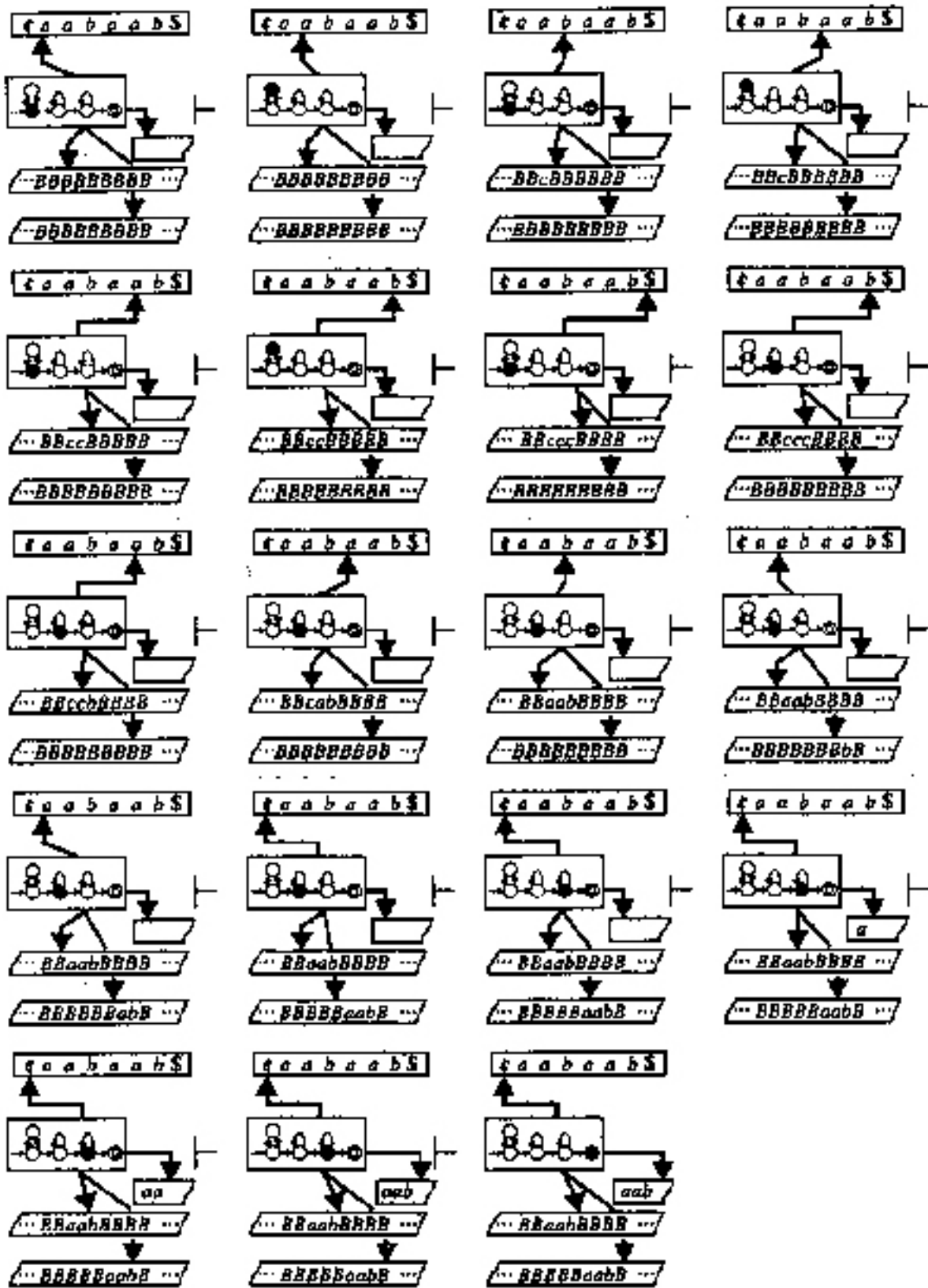


Figure 4.1.8 A computation of the Turing transducer of Figure 4.1.6.

By definition, each move in each computation must be on a transition rule that eventually causes the computation to halt in an accepting state. Whenever more than one such transition rule is possible for a given move, any of the alternatives can be chosen. Similarly, whenever none of the feasible transition rules for a given move can lead the computation to halt in an accepting state, then again any of the feasible transition rules can be chosen.

An input x is said to be *accepted*, or *recognized*, by a Turing transducer M if M has an accepting computation on input x . An accepting computation on input x that terminates in a configuration of the form $(uqv, u_1qv_1, \dots, u_mqv_m, w)$ is said to have an *output* w . The output of a nonaccepting computation is assumed to be undefined.

As in the cases of finite-state transducers and pushdown transducers, a Turing transducer may have sequences of moves on inputs that are accepted that are not considered to be computations.

Example 4.1.8 Consider the nondeterministic Turing transducer whose transition diagram is given in Figure 4.1.3. The Turing transducer accepts an input if and only if it is of the form ww for some w in $\{a, b\}^*$. On such an input ww it provides the output w .

Each computation of M_1 on a nonempty input xy starts by reading x . As M_1 reads x from the input tape it writes the string onto the auxiliary work tape. At the end of x , which is found nondeterministically, M_1 switches from state q_1 to state q_2 .

In state q_2 , the Turing transducer M_1 moves backward across the copy of x that is stored in the auxiliary work tape until it locates the first symbol in the string. Then M_1 switches to state q_3 .

In state q_3 , M_1 checks that the remainder y of the input is equal to the string x stored on the auxiliary work tape. The Turing transducer accepts the input if and only if it determines that $x = y$. \square

Other definitions, such as the relations that Turing transducers compute, the languages accepted by them, and the languages decidable by them, are similar to those given for finite-state transducers in Section 2.2, and for pushdown transducers in Section 3.2.

Example 4.1.9 The nondeterministic Turing transducer M_1 , whose transition diagram is given in Figure 4.1.3, and the deterministic Turing transducer M_2 , whose transition diagram is given in Figure 4.1.6, compute the relation $\{ (ww, w) \mid w \text{ is in } \{a, b\}^* \}$. \square

A language is said to be a *recursively enumerable language* if it is acceptable by a Turing transducer. The language is said to be *recursive* if it is decidable by a Turing transducer.

[Turing Machines](#)

Turing transducers whose output components are ignored are called Turing machines. Formally, for $m \geq 0$ an m auxiliary-work-tape Turing machine is a seven-tuple $\langle Q, \Sigma, \Gamma, \delta, q_0, B, F \rangle$, where $Q, \Sigma, \Gamma, q_0, B,$ and F are defined as for Turing transducers, and δ is a relation from $Q \times (\Sigma \cup \{\epsilon, \$\}) \times \Gamma^m$ to $Q \times \{-1, 0, +1\} \times (\Gamma \times \{-1, 0, +1\})^m$. A mathematical system M is said to be a Turing machine if it is an m auxiliary-work-tape Turing machine for some m .

Transition diagrams similar to those used for representing Turing transducers can also be used to represent Turing machines. The only difference is that the labels of the edges do not contain entries for outputs.

Example 4.1.10 The Turing machine that is induced from the Turing transducer of Figure 4.1.3 is shown in Figure 4.1.9. \square

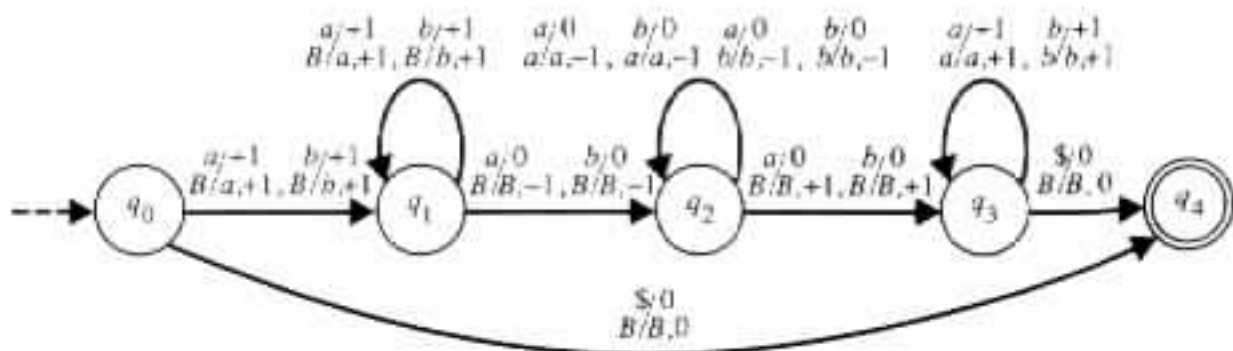


Figure 4.1.9 An one auxiliary-work-tape Turing machine.

A Turing machine is called a *linear bounded automaton* or just an LBA, if for each given input x the Turing machine visits at most $\max(|x|, 1)$ locations in each of the auxiliary work tapes.

Other definitions, such as those for deterministic and nondeterministic Turing machines, their configurations, and the moves between these configurations, are similar to those given for Turing transducers.

[Church's Thesis](#)

Over the years, various characterizations have been offered to describe the concept of computability. These characterizations were derived using different approaches, including the models of deterministic Turing transducers. However, it turned out that all these characterizations are equivalent in the sense that one can effectively go from one characterization to another. The equivalency of the different

characterizations suggests the following conjecture (which traditionally is stated in terms of Turing transducers).

Church's Thesis A function is computable (respectively, partially computable) if and only if it is computable (respectively, partially computable) by a deterministic Turing transducer.

One cannot expect to be able to prove the correctness of Church's thesis, because of the lack of a precise specification for the intuitive notion of computability. The best one can expect is an increase in confidence, due to the failure of finding counter examples.

[\[next\]](#) [\[front\]](#) [\[up\]](#)

[\[next\]](#) [\[prev\]](#) [\[prev-tail\]](#) [\[tail\]](#) [\[up\]](#)

4.2 Programs and Turing Transducers

[From Programs to Turing Transducers](#)

[From Turing Transducers to Programs](#)

The definition of a program relies on the notion of computability of functions and predicates. In the cases of finite-memory programs and recursive finite-domain programs, the computability of the program's functions and predicates is implied by the finiteness of the domains of the variables. On the other hand, for the general class of programs the issue of the computability of the functions and predicates needs to be resolved explicitly.

[From Programs to Turing Transducers](#)

By Church's thesis a program's functions and predicates can be assumed to be computable by deterministic Turing transducers. Consequently, a similar assumption can be used when showing that programs can be simulated by Turing transducers.

Consider any program P . Let D denote the domain of the variables of P and E be a binary representation for D . Then P can be simulated by a Turing transducer M of the following form.

M dedicates one auxiliary work tape for each of the variables of the program P . Each input " v_1, \dots, v_n " of the program P is presented to M by a string of the form $E(v_1)\# \dots \#E(v_n)$. Each output " w_1, \dots, w_t " of P is represented in M by a string of the form $\#E(w_1)\# \dots \#E(w_t)$. $E(u)$ stands for the binary representation of u .

For each instruction of the form **read** x , the Turing transducer M has a component that reads the representation $E(v)$ of the next input value v of P and stores it in the auxiliary work tape that corresponds to x . Similarly, for each instruction of the form **write** x the Turing transducer M has a component that copies onto the output tape the content of the auxiliary work tape that corresponds to x .

For each instruction of the form $y := f(x_1, \dots, x_m)$ the Turing transducer has a component similar to the deterministic Turing transducer that computes the function $f(x_1, \dots, x_m)$. The main difference is that the component gets the values of x_1, \dots, x_m from the auxiliary work tapes that correspond to the variables instead of from the input, and instead of writing onto the output tape the component writes the value of the function onto the auxiliary work tape that corresponds to y .

In a similar manner M has a component corresponding to each of the other instruction segments in P , as well as a component for recording the initial values of the variables of P . Moreover, the components are arranged in M in the same order as in P .

By construction, the Turing transducer M is deterministic when the program P is deterministic.

Example 4.2.1 Let P be the program in Figure [4.2.1](#).

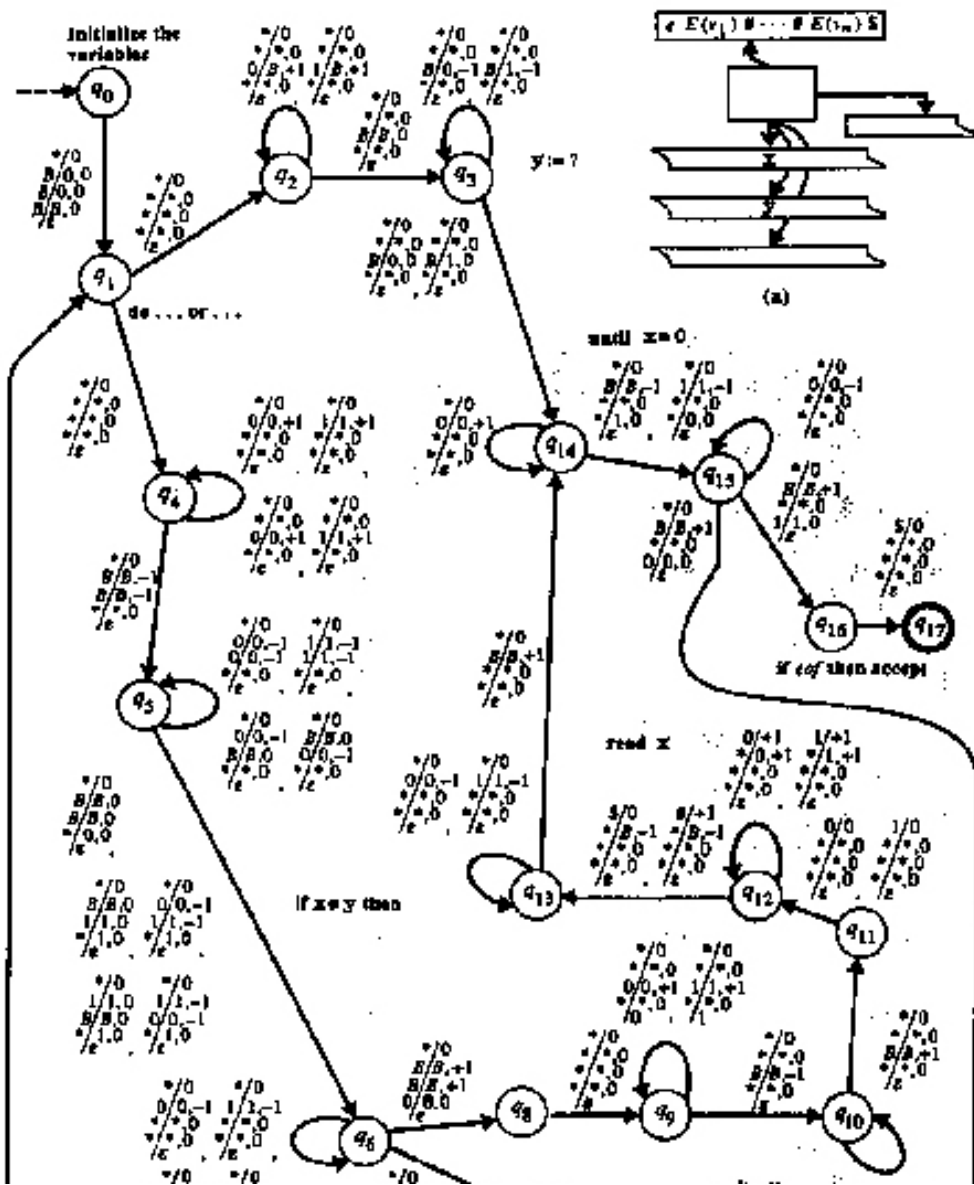
```

do
  y := ?
or
  if x ≠ y then
    reject
  write y
  read x
until x = 0
if eof then accept
    
```

Figure 4.2.1 A program.

Assume the set of natural numbers for the domain of the variables of the program, with 0 as an initial value.

Figure 4.2.2(a)



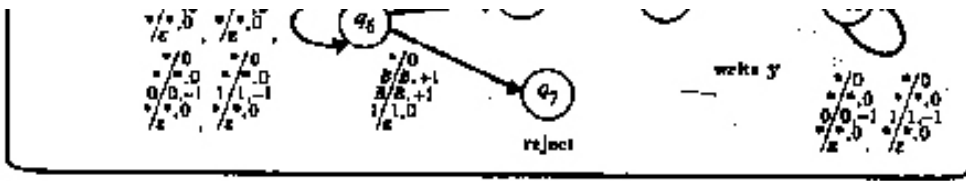


Figure 4.2.2 (a) A schema of a Turing transducer M that simulates the program of Figure 4.2.1. (b) A transition diagram for M . (The asterisk $*$ stands for the current symbol under the corresponding head.)

shows the schema of a Turing transducer M that simulates P . The first auxiliary work tape of M is used for recording the values of x . The second is used for recording the values of y , and the third is used for recording the values of predicates (0 for false and 1 for true).

Figure 4.2.2(b) gives the transition diagram of M . Each of the components of M starts and ends each subcomputation with each of the heads of the auxiliary work tapes positioned at the leftmost, nonblank symbol of the corresponding tape.

The component "Initiate the variables" records the value 0 in the first and second auxiliary work tapes.

The component "**do ... or ...**" nondeterministically chooses to proceed either to the component " $y := ?$ " or to "**if $x \neq y$ then.**"

In state q_2 the component " $y := ?$ " erases the value recorded in the second auxiliary work tape for y . Then the component enters state q_3 where it records a new value for y , which is found nondeterministically.

The component "**if $x \neq y$ then**" locates in state q_4 the rightmost digits in x and y . In state q_5 the component moves backward across the digits of x and y and determines whether the corresponding digits are equal. If so, the component stores the value 0 in the third auxiliary work tape. Otherwise, the component stores the value 1. In state q_6 the component locates the leftmost digits of x and y , and depending on the value stored on the third auxiliary work tape transfers the control either to the component "**reject**" or to "**write y .**"

The component "**write y** " outputs the symbol $\#$ in state q_8 , and the value of y in state q_9 . Then it returns to the leftmost symbol of y .

The component "**read x** " verifies in state q_{11} that the input has a value to be read and reads it in state q_{12} . Then in state q_{13} the component locates the leftmost digit of x .

The component "**until $x = 0$** " checks whether x is 0 in state q_{14} . If so, the component stores 1 in the third auxiliary work tape. Otherwise, the component stores 0. In state q_{15} the component locates the leftmost digit of x , and then, depending on the value stored on the third auxiliary work tape, either moves to the component "**do ... or ...**" or to "**if eof then accept.**"

The component "**if eof then accept**" moves from state q_{16} to the accepting state q_{17} if and only if the end of the input is reached.

□

[From Turing Transducers to Programs](#)

As a result of the previous discussion, we see that there is an algorithm that translates any given program to an equivalent Turing transducer. Conversely, there is also an algorithm that, for any given Turing transducer $M = \langle Q, \Sigma, \Gamma, \Delta, \delta, q_0, B, F \rangle$, provides an equivalent program.

The program can be table-driven and of the form shown in Figure 4.2.3.

```

/* Record the initial configuration (uqv, u1qv1, . . . , umqvm, w)
of M (see Figure 4.1.4).
*/
state := q0
u := ϕ
v := get(input)
for j := 1 to m do
  begin
    uj := B . . . B
    vj := B . . . B
  end
w := ε
do
  /* Check for acceptance conditions. */
  if F(state) then
    begin
      write w
      if eof then accept
      reject
    end
  /* Determine the transition rule
    (state, a, b1, . . . , bm, next_state, d0, c1, d1, . . . , cm, dm, ϕ)
to be used in the next simulated move.
*/
  a := top (v); b1 := top (v1); . . . ; bm := top (vm)
  (next_state, d0, c1, d1, . . . , cm, dm, ϕ) := δ̄(state, a, b1, . . . , bm)
  /* Record the changes in the input head position. */
  case
    d0 = -1: a := top (u); pop (u); push (v, a)
    d0 = +1: push (u, a); pop (v)
  end
  /* Record the changes in the auxiliary work tapes and in their corresponding
  head positions.
*/
  for j = 1 to m do
    case
      dj = -1: pop (vj); push (vj, cj); bj := top (uj);
      pop (uj); push (vj, bj)
      dj = 0: pop (vj); push (vj, cj)
      dj = +1: push (uj, cj); pop (vj)
    end
  /* Record the output and modify the state. */
  w := append (w, ϕ)
  state := next_state
until false

```

Figure 4.2.3 A table-driven program for simulating Turing transducers.

The program simulates the Turing transducer in a manner like that of a finite-memory program in Section 2.2 simulating a finite-state transducer. It is also similar to a recursive finite-domain program in Section 3.2 simulating a pushdown transducer. The main difference is in the recording of the content of the tapes.

The variables of the program are assumed to have the domain of natural numbers. Intuitively, however, we consider the variables as having the domain $Q \cup (\{\epsilon, \$\} \cup \Sigma)^* \cup \Gamma^* \cup \Delta^* \cup \{-1, 0, +1\}$.

For each of the nonoutput tapes of M the program has a pair of "pushdown" variables. One pushdown variable is used for holding the sequence of characters on the tape to the left of the corresponding head (at the given order). The other is used for holding the sequence of characters on the tape from the corresponding head position to its right (in reverse order). The pair of pushdown variables u and v is used for the input tape. The pair u_i and v_i is used for the i th auxiliary work tape. The variable w is used for recording the output, and the variable `state` is used for recording the state.

Example 4.2.2 The program records the configuration $(\epsilon aabq_3aab\$, q_3aab, aab)$ in the following manner (see Figure 4.2.4(a)).

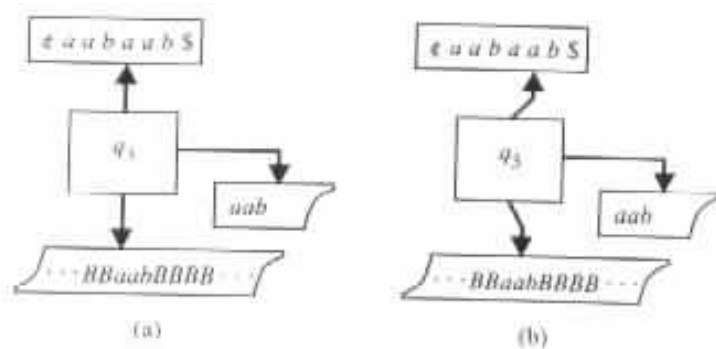


Figure 4.2.4 Configurations of a Turing transducer.

state = q_3
 $u = \epsilon aab$
 $v = \$baa$
 $u_1 = B \dots B$
 $v_1 = B \dots Bbaa$
 $w = aab$

Similarly, the program records the configuration $(\epsilon aabaq_3ab\$, aq_3ab, aab)$ in the following manner (see Figure 4.2.4(b)).

state = q_3
 $u = \epsilon aaba$
 $v = \$ba$
 $u_1 = B \dots Ba$

$$v_1 = B \dots Bba$$

$$w = aab$$

□

A simulation of a head movement to the right involves the pushing of a symbol to the first pushdown variable, and the popping of a symbol from the second. Similarly, a simulation of a head movement to the left involves the popping of a symbol from the first pushdown variable, and the pushing of a symbol to the second.

The program uses `top (var)` to determine the topmost symbol in `var`. The program uses `pop (var)` to remove the topmost symbol from `var`, and it uses `push (var, ch)` and `append (var, ϕ)` to push `ch` and `ϕ`, respectively, into `var`.

`v := get (input)` is assumed to be a code segment as shown in Figure 4.2.5(a).

```

read input
v := $
if not empty (input) then
  do
    char := top (input)
    if not input_ symbol (char) then reject
    pop (input)
    push (v, char)
  until empty (input)
  
```

(a)

```

next_ state := δstate(state, a, b1, . . . , bm)
c1 := δc1(state, a, b1, . . . , bm)
⋮
cm := δcm(state, a, b1, . . . , bm)
d1 := δd1(state, a, b1, . . . , bm)
⋮
dm := δdm(state, a, b1, . . . , bm)
ρ := δρ(state, a, b1, . . . , bm)
  
```

(b)

```

next_ state := ?
c1 := ?
⋮
cm := ?
d0 := ?
⋮
dm := ?
ρ := ?
if not δtran(state, a, b1, . . . , bm, next_ state,
  d0, c1, d1, . . . , cm, dm, ϕ) then reject
  
```

(c)

Figure 4.2.5 (a) The code segment $v := \text{get}(\text{input})$. (b) The code segment $(\text{next_state}, d_0, c_1, d_1, \dots, c_m, d_m, \rho) := \bar{\delta}(\text{state}, a, b_1, \dots, b_m)$ for a deterministic Turing transducer. (c) The code segment $(\text{next_state}, d_0, c_1, d_1, \dots, c_m, d_m, \rho) := \bar{\delta}(\text{state}, a, b_1, \dots, b_m)$ for a nondeterministic Turing transducer.

$F(\text{state})$ is assumed to be a table lookup function specifying whether state holds an accepting state. $(\text{next_state}, d_0, c_1, d_1, \dots, c_m, d_m, \rho) := \bar{\delta}(\text{state}, a, b_1, \dots, b_m)$ is assumed to be a code segment as shown in Figure 4.2.5(b) for deterministic Turing transducers, and a code segment as shown in Figure 4.2.5(c) for nondeterministic Turing transducers. $\bar{\delta}_{\text{state}}, \bar{\delta}_{c_1}, \dots, \bar{\delta}_{c_m}, \bar{\delta}_{d_0}, \dots, \bar{\delta}_{d_m}, \bar{\delta}_{\rho}, \bar{\delta}_{\text{tran}}$ are assumed to be table lookup functions specifying the desired information.

Example 4.2.3 For the deterministic Turing transducer M_1 , whose transition diagram is given in Figure 4.1.6, the following equalities hold.

$$\begin{aligned} \bar{\delta}_{\text{state}}(q_0, a, B, B) &= q_1 \\ \bar{\delta}_{c_1}(q_0, a, B, B) &= B \\ \bar{\delta}_{c_2}(q_0, a, B, B) &= B \\ \bar{\delta}_{\rho}(q_0, a, B, B) &= \epsilon \\ \bar{\delta}_{d_0}(q_0, a, B, B) &= +1 \\ \bar{\delta}_{d_1}(q_0, a, B, B) &= 0 \\ \bar{\delta}_{d_2}(q_0, a, B, B) &= 0 \\ \bar{\delta}_{\text{state}}(q_2, a, c, B) &= q_2 \\ \bar{\delta}_{c_1}(q_2, a, c, B) &= a \\ \bar{\delta}_{c_2}(q_2, a, c, B) &= B \\ \bar{\delta}_{\rho}(q_2, a, c, B) &= \epsilon \\ \bar{\delta}_{d_0}(q_2, a, c, B) &= -1 \\ \bar{\delta}_{d_1}(q_2, a, c, B) &= -1 \\ \bar{\delta}_{d_2}(q_2, a, c, B) &= 0 \end{aligned}$$

For the nondeterministic Turing transducer M_2 , whose transition diagram is given in Figure 4.1.3, the following equalities hold.

$$\begin{aligned} \bar{\delta}_{\text{tran}}(q_0, a, B, q_1, +1, a, +1, a) &= \text{true} \\ \bar{\delta}_{\text{tran}}(q_0, b, B, q_1, +1, b, +1, b) &= \text{true} \\ \bar{\delta}_{\text{tran}}(q_0, \$, B, q_4, 0, B, 0, \epsilon) &= \text{true} \\ \bar{\delta}_{\text{tran}}(q_0, a, b, q_2, 0, B, +1, \epsilon) &= \text{false} \end{aligned}$$

For M_1 and M_2 the equalities $F(q_4) = \text{true}$, and $F(q_0) = F(q_1) = F(q_2) = F(q_3) = \text{false}$ hold. \square

The program represents each of the symbols in $Q \cup \Sigma \cup \Gamma \cup \Delta \cup \{\phi, \$, -1, 0, +1\}$ by a distinct number between 0 and $k - 1$, where k denotes the cardinality of $Q \cup \Sigma \cup \Gamma \cup \Delta \cup \{\phi, \$, -1, 0, +1\}$. In particular, the blank symbol B is assumed to correspond to 0.

The variables are assumed to hold natural numbers that are interpreted as the strings corresponding to the representations of the numbers in base k .

$\text{top}(\text{var})$ returns the remainder of var divided by k . $\text{push}(\text{var}, \text{ch})$ assigns to var the value $\text{var} \times k + \text{ch}$. $\text{pop}(\text{var})$ assigns to var the integer value of var divided by k . $\text{empty}(\text{var})$ provides the value true if $\text{var} = 0$, and provides the value false otherwise. $\text{input_symbol}(\text{char})$ is assumed to provide the value true if char holds a symbol from Σ , and provides false otherwise. $\text{append}(\text{var}, \rho)$ returns $k \times \text{var} + \rho$ if $\rho \neq 0$, and returns the value of var if $\rho = 0$.

Example 4.2.4 Let M be the deterministic Turing transducer whose transition diagram is given in Figure 4.1.6. For such an M the set $Q \cup \Sigma \cup \Gamma \cup \Delta \cup \{\emptyset, \$, -1, 0, +1\}$ is equal to $\{B, a, b, c, \emptyset, \$, -1, 0, +1, q_0, q_1, q_2, q_3, q_4\}$ and has cardinality $k = 14$. Under the given order for the elements of the set $Q \cup \Sigma \cup \Gamma \cup \Delta \cup \{\emptyset, \$, -1, 0, +1\}$, the empty string ϵ , as well as any string $B \dots B$ of blank symbols, is represented by 0. a is represented by 1, and b is represented by 2. On the other hand, the input string abbab is represented by the natural number

$$\begin{aligned} 44312 &= (((1 \cdot 14 + 2) \cdot 14 + 2) \cdot 14 + 1) \cdot 14 + 2 \\ &= 1 \cdot 14^4 + 2 \cdot 14^3 + 2 \cdot 14^2 + 1 \cdot 14^1 + 2 \cdot 14^0. \end{aligned}$$

□

An obvious distinction between programs and Turing transducers is in the primitiveness and uniformity of the descriptions of the latter. These characteristics contribute to the importance of Turing transducers in the study of computation.

[\[next\]](#) [\[prev\]](#) [\[prev-tail\]](#) [\[front\]](#) [\[up\]](#)

[\[next\]](#) [\[prev\]](#) [\[prev-tail\]](#) [\[tail\]](#) [\[up\]](#)

4.3 Nondeterminism versus Determinism

[From Nondeterminism to Determinism](#)

[Deterministic Turing Transducers with Two Auxiliary Work Tapes](#)

Nondeterministic finite-state transducers can compute some functions that no deterministic finite-state transducer can. Similarly, nondeterministic pushdown automata can accept some languages that no deterministic pushdown automaton can. However, every language that is accepted by a nondeterministic finite-state automaton is also accepted by a deterministic finite-state automaton.

[From Nondeterminism to Determinism](#)

The following theorem relates nondeterminism to determinism in Turing transducers.

Theorem 4.3.1 Every Turing transducer M_1 has a corresponding deterministic Turing transducer M_2 such that

- a. M_2 accepts the same inputs as M_1 , that is, $L(M_2) = L(M_1)$.
- b. M_2 halts on exactly the same inputs as M_1 .
- c. M_2 has an output y on a given input only if M_1 can output y on such an input, that is, $R(M_2) \subseteq R(M_1)$.

Proof Consider any m auxiliary-work-tape Turing transducer M_1 and any input x for M_1 . Let τ_1, \dots, τ_r denote the transition rules of M_1 . Let $C_{i_1 \dots i_t}$ denote the configuration that M_1 reaches on input x from its initial configuration, through a sequence of moves that uses the sequence of transition rules $\tau_{i_1} \dots \tau_{i_t}$. If no such sequence of moves is possible, then $C_{i_1 \dots i_t}$ is assumed to denote an undefined configuration. The desired Turing transducer M_2 can be a deterministic $m + 1$ auxiliary-work-tape Turing transducer of the following form.

M_2 on the given input x searches along the sequence $C_\epsilon, C_1, C_2, \dots, C_r, C_{11}, C_{12}, \dots, C_{rr}, C_{111}, C_{112}, \dots, C_{rrr}, \dots$ for an accepting configuration of M_1 on input x .

M_2 halts in an accepting configuration upon reaching an accepting configuration of M_1 . M_2 halts in a rejecting configuration upon reaching a t , such that all the configurations $C_{i_1 \dots i_t}$ of M_1 are undefined. In an accepting computation, M_2 provides the output associated with the accepting configuration of M_1 .

A computation of M_2 on input x proceeds as follows. M_2 lists the strings $\alpha = i_1 \dots i_t$ in $\{1, \dots, r\}^*$ on its first auxiliary work tape, one at a time, in canonical order until either of the following two conditions holds (see the flowchart in Figure 4.3.1).

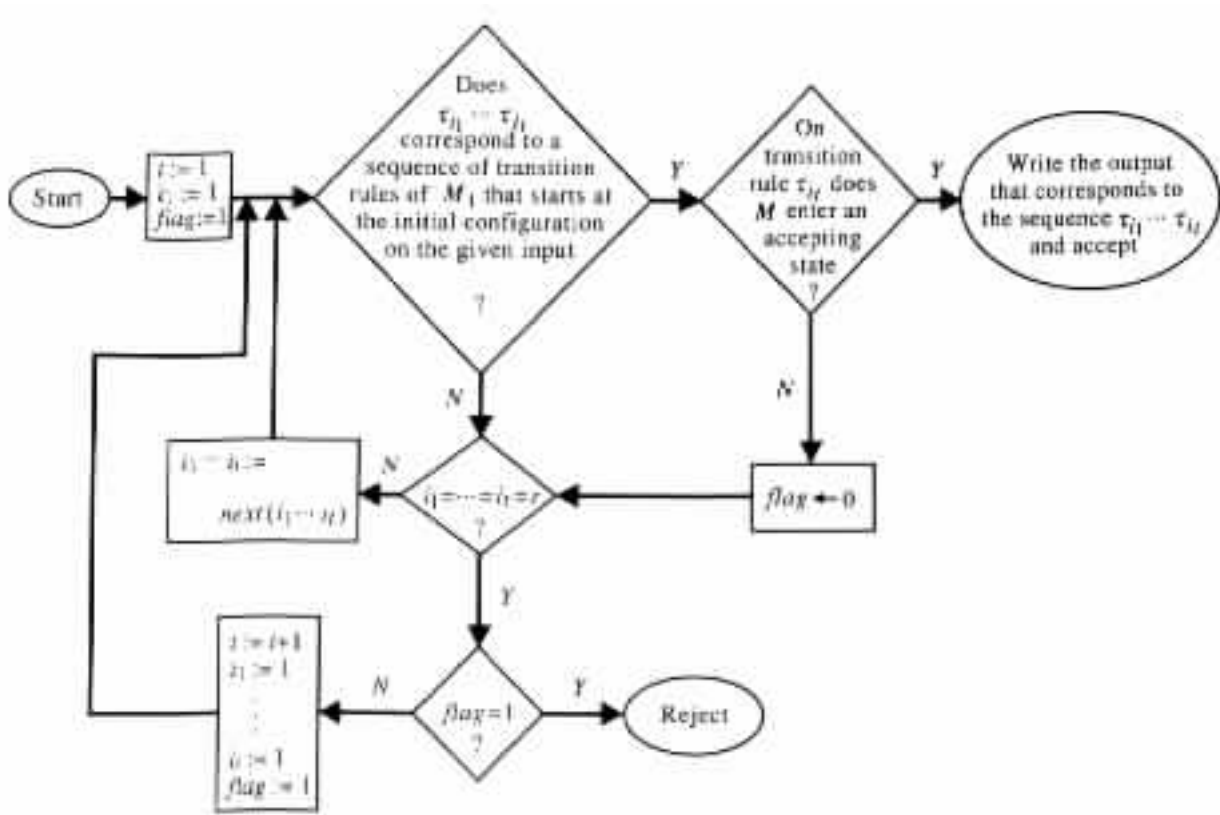


Figure 4.3.1 "Simulation" of a nondeterministic Turing transducer M_1 by a deterministic Turing transducer M_2 .

- a. M_2 determines a string $\alpha = i_1 \dots i_t$ in $\{1, \dots, r\}^*$, such that $C_{i_1 \dots i_t}$ is an accepting configuration of M_1 on input x . Such a configuration corresponds to the accepting computation $C_{\epsilon} \vdash C_{i_1} \vdash \dots \vdash C_{i_1 \dots i_t}$ of M_1 on input x . In such a case, M_2 has the same output as the accepting computation of M_1 , and it halts in an accepting configuration.

M_2 finds out whether a given $C_{i_1 \dots i_t}$ is a defined configuration by scanning over the string $i_1 \dots i_t$ while trying to trace a sequence of moves $C_{\epsilon} \vdash C_{i_1} \vdash \dots \vdash C_{i_1 \dots i_t}$ of M_1 on input x . During the tracing M_2 ignores the output of M_1 .

M_2 uses its input head to trace the input head movements of M_1 . M_2 uses its finite-state control to record the states of M_1 . M_2 uses m of its auxiliary work tapes to trace the changes in the

corresponding auxiliary work tapes of M_1 .

M_2 determines the output of M_1 that corresponds to a given string $i_1 \dots i_t$ by scanning the string and extracting the output associated with the corresponding sequence of transition rules $\tau_{i_1} \dots \tau_{i_t}$.

- b. M_2 determines a t , such that $C_{i_1 \dots i_t}$ is an undefined configuration for all the strings $\alpha = i_1 \dots i_t$ in $\{1, \dots, r\}^*$. In such a case, M_2 halts in a nonaccepting configuration.

M_2 determines that a given string $i_1 \dots i_t$ corresponds to an undefined configuration $C_{i_1 \dots i_t}$ by verifying that M_1 has no sequence of moves of the form $C_{\varepsilon} \vdash C_{i_1} \vdash \dots \vdash C_{i_1 \dots i_t}$ on input x . The verification is made by a tracing similar to the one described in (a).

M_2 uses a flag in its finite-state control for determining the existence of a t , such that $C_{i_1 \dots i_t}$ are undefined configurations for all $i_1 \dots i_t$ in $\{1, \dots, r\}^*$. M_2 sets the flag to 1 whenever t is increased by 1. M_2 sets the flag to 0 whenever a string $i_1 \dots i_t$ is determined, such that $C_{i_1 \dots i_t}$ is a defined configuration. M_2 determines that the property holds whenever t is to be increased on a flag that contains the value of 1. \square

Example 4.3.1 Let M_1 be the nondeterministic, one auxiliary-work-tape Turing transducer given in Figure [4.3.2\(a\)](#).

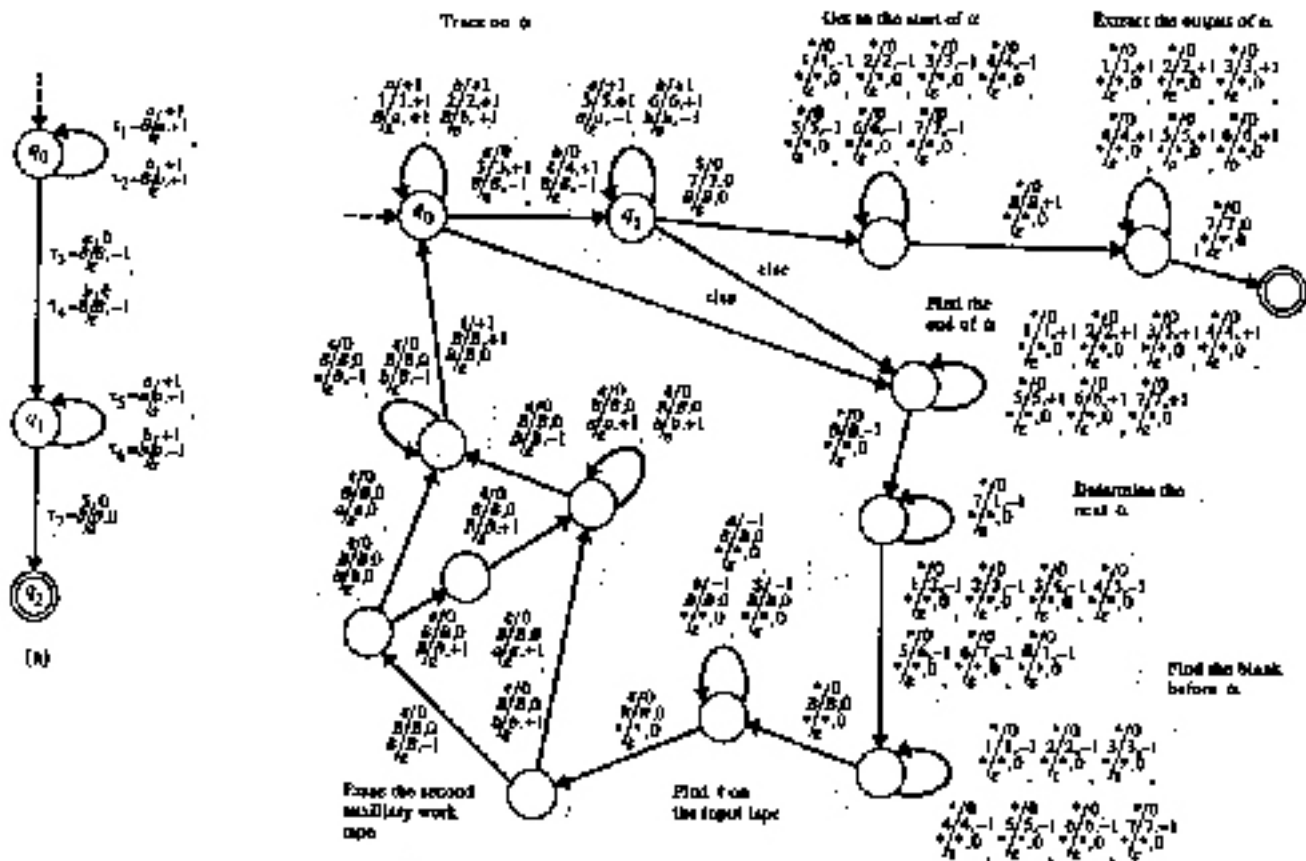


Figure 4.3.2 (a) A nondeterministic Turing transducer M . (b) A deterministic Turing transducer that computes the same function as M . (The asterisk $*$ stands for the current symbol under the corresponding head.)

M_1 computes the relation $\{ (ww^{rev}, w^{rev}) \mid w \text{ is in } \{a, b\}^+ \}$. On input $abba$ the Turing transducer M_1 has an accepting computation $C_{\epsilon} \vdash C_1 \vdash C_{12} \vdash C_{124} \vdash C_{1246} \vdash C_{12465} \vdash C_{124657}$ that corresponds to the sequence of transition rules $\tau_1 \tau_2 \tau_4 \tau_6 \tau_5 \tau_7$.

Let M_2 be the deterministic Turing transducer in Figure 4.3.2(b). M_2 computes the same function as M_1 and is similar to the Turing transducer in the proof of Theorem 4.3.1. The main difference is that here M_2 halts only in its accepting computations.

On input $abba$ the Turing transducer M_2 lists the strings in $\{1, \dots, 7\}^*$ on its first auxiliary work tape, one at a time, in canonical order. The Turing transducer M_2 checks whether each of those strings $\alpha = i_1 \dots i_t$ defines an accepting computation $C_{\epsilon} \vdash C_{i_1} \vdash \dots \vdash C_{i_1 \dots i_t}$ of M_1 .

The Turing transducer M_2 detects that none of the strings $"", "1", \dots, "7", "1 1", \dots, "7 7", \dots, "1 1 1 1 1", \dots, "1 2 4 6 5 6"$, representing the sequences $\epsilon, \tau_1, \dots, \tau_7, \tau_1 \tau_1, \dots, \tau_7 \tau_7, \dots, \tau_1 \tau_1 \tau_1 \tau_1 \tau_1 \tau_1, \dots, \tau_1 \tau_2 \tau_4 \tau_6 \tau_5 \tau_6$, respectively, corresponds to an accepting computation of M_1 on input $abba$. Then M_2 determines that the string $"1 2 4 6 5 7"$, which represents the sequence $\tau_1 \tau_2 \tau_4 \tau_6 \tau_5 \tau_7$, corresponds to an

accepting computation of M_1 on input $abba$. With this determination, the Turing transducer M_2 writes the output of this computation, and halts in an accepting configuration.

M_2 uses the component "Trace on α " to check, by tracing on the given input, that there exists a sequence of moves of M_1 of the form $C_\epsilon \vdash C_{i_1} \vdash \dots \vdash C_{i_1 \dots i_t}$, for the $\alpha = i_1 \dots i_t$ that is stored in the first auxiliary work tape of M_2 . Such a sequence of moves corresponds to an accepting computation of M_1 if and only if $\tau_{i_t} = \tau_7$. The component "Trace on α " is essentially M_1 modified to follow the sequence of transition rules dictated by the content of the first auxiliary work tape of M_2 .

M_2 uses the components "Find the end of α ," "Determine the next α ," "Find the blank before α ," "Find ϕ on the input tape," and "Erase the second auxiliary work tape" to prepare itself for the consideration of the next α from the canonically ordered set $\{1, \dots, 7\}^*$. \square

Deterministic Turing Transducers with Two Auxiliary Work Tapes

The following proposition implies that Theorem [4.3.1](#) also holds when M_2 is a deterministic, two auxiliary-work-tape Turing transducer.

Proposition 4.3.1 Each deterministic Turing transducer M_1 has an equivalent deterministic Turing transducer M_2 with two auxiliary work tapes.

Proof Consider any deterministic, m auxiliary-work-tape Turing transducer M_1 . On a given input x , the Turing transducer M_2 simulates the computation $C_0 \vdash C_1 \vdash C_2 \vdash \dots$ that M_1 has on input x .

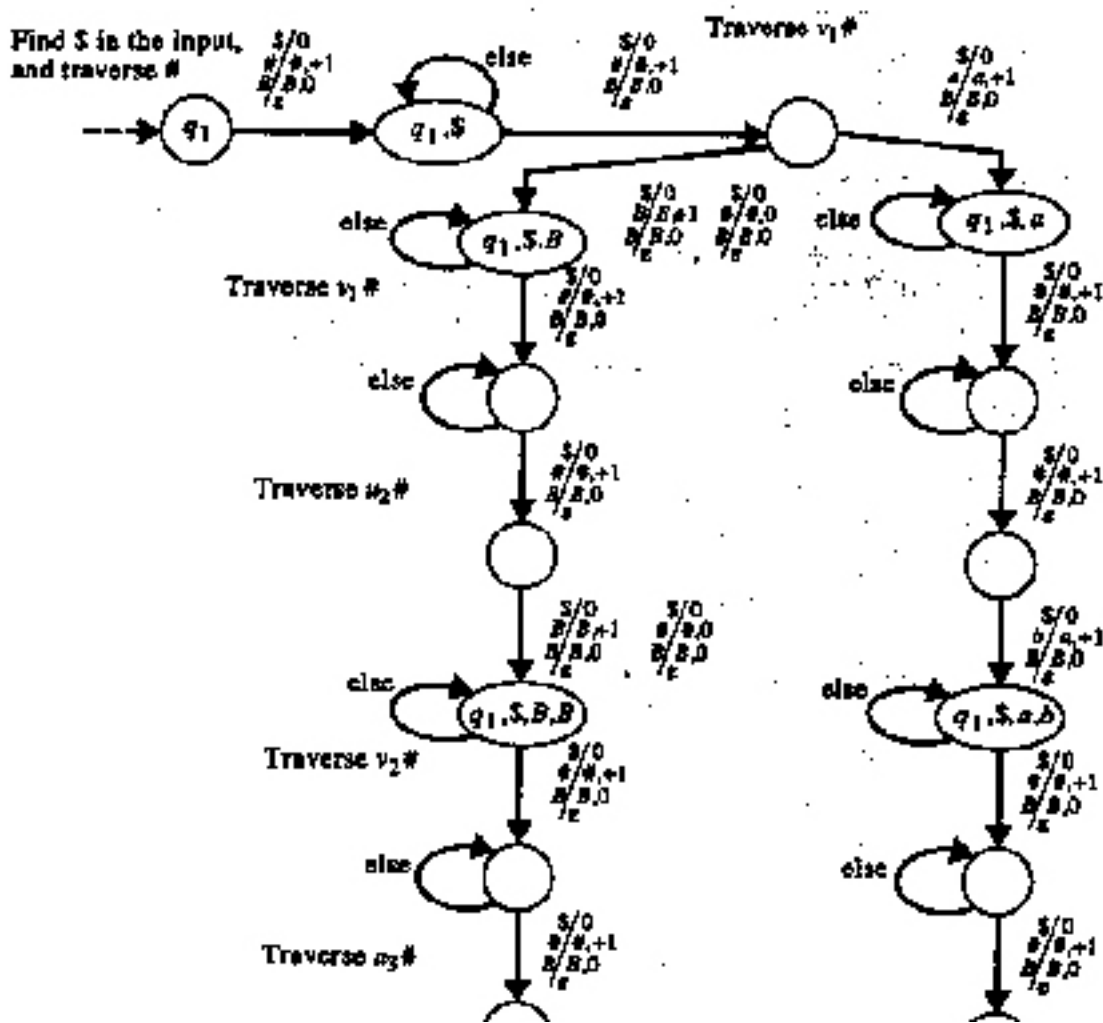
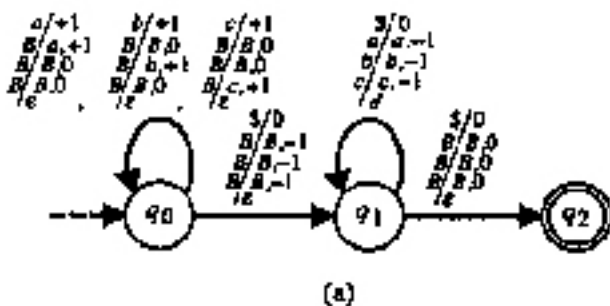
M_2 starts by recording the initial configuration $C_0 = (\phi q_0 x \$, q_0, \dots, q_0, \epsilon)$ of M_1 on input x . Then M_2 repeatedly replaces the recorded configuration C_i of M_1 , with the next configuration C_{i+1} of the simulated computation.

M_2 halts upon reaching a halting configuration of M_1 . M_2 halts in an accepting configuration if and only if it determines that M_1 does so.

M_2 records a configuration $C_i = (uqv, u_1qv_1, \dots, u_mqv_m, w)$ of M_1 in the following manner. The state q is stored in the finite-state control of M_2 . The input head location of M_1 is recorded by the location of the input head of M_2 . The output w of M_1 is recorded on the output tape of M_2 . The tuple $(u_1, v_1, \dots, u_m, v_m)$ is stored as a string of the form $\#u_1\#v_1\#\dots\#u_m\#v_m\#$ on an auxiliary work tape of M_2 , where $\#$ is assumed to be a new symbol. The tuple is stored on the first auxiliary work tape of M_2 when i is even and on the second auxiliary work tape when i is odd.

The Turing transducer M_2 starts a computation by laying a string of $(2m + 1)$ symbols $\#$ in the first auxiliary work tape. Such a string represents the situation in which $u_1 = v_1 = \dots = u_m = v_m = \epsilon$. M_2 determines the transition rule $(q, a, b_1, b_2, \dots, b_m, p, d_0, c_1, d_1, c_2, d_2, \dots, c_m, d_m, \rho)$ to be used in a given move by getting q from the finite-state control, a from the input tape, and b_1, \dots, b_m from the auxiliary work tape that records $\#u_1\#v_1\#\dots\#u_m\#v_m\#$. \square

Example 4.3.2 Let M_1 be the Turing transducer whose transition diagram is given in Figure 4.3.3(a).



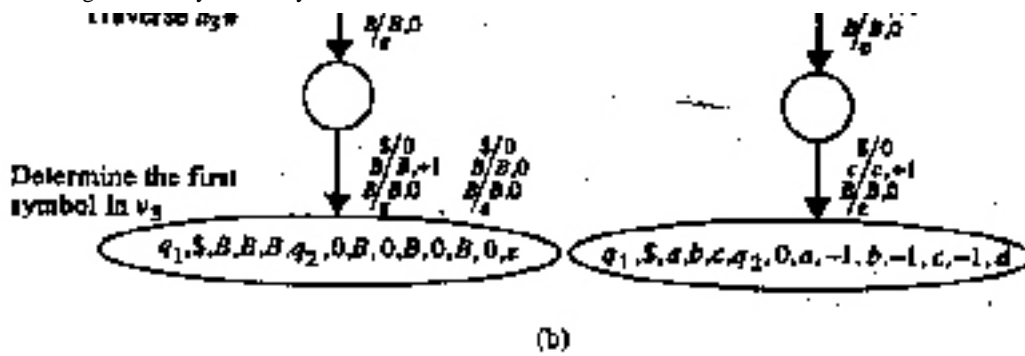


Figure 4.3.3 The segment of the Turing transducer in part (b) determines the transition rule used by the Turing transducer in part (a) from state q_1 .

The Turing transducer M_2 in the proof of Proposition 4.3.1 can use a segment D as in Figure 4.3.3(b) to determine the transition rule that M_1 uses on moving from state q_1 .

D assumes that M_1 is in configuration $(uq_1v, u_1q_1v_1, \dots, u_mq_1v_m, w)$, that M_2 is in state q_1 , that $\#u_1\#v_1\#\dots\#u_m\#v_m\#$ is stored on the first auxiliary work tape of M_2 , and that the head of the first auxiliary work tape is placed on the first symbol of $\#u_1\#v_1\#\dots\#u_m\#v_m\#$. \square

Since Turing transducers can compute relations that are not functions, it follows that nondeterministic Turing transducers have more definition power than deterministic Turing transducers. However, Theorem 4.3.1 implies that such is not the case for Turing machines. In fact, Theorem 4.3.1 together with Proposition 4.3.1 imply the following corollary.

Corollary 4.3.1 A function is computable (or, respectively, partially computable) by a Turing transducer if and only if it is computable (or, respectively, partially computable) by a deterministic, two auxiliary-work-tape Turing transducer.

[\[next\]](#) [\[prev\]](#) [\[prev-tail\]](#) [\[front\]](#) [\[up\]](#)

[\[next\]](#) [\[prev\]](#) [\[prev-tail\]](#) [\[tail\]](#) [\[up\]](#)

4.4 Universal Turing Transducers

[A Representation for Turing Transducers](#)

[A Universal Turing Transducer](#)

Programs are written to instruct computing machines on how to solve given problems. A program P is considered to be executable by a computing machine A if A can, when given P and any x for P , simulate any computation of P on input x .

In many cases, a single computing machine can execute more than one program, and thus can be programmed to compute different functions. However, it is not clear from the previous discussion just how general a computing machine can be. Theorem [4.4.1](#) below, together with Church's thesis, imply that there are machines that can be programmed to compute any computable function. One such example is the computing machine D , which consists of a "universal" Turing transducer U and of a translator T , which have the following characteristics (see Figure [4.4.1](#)).

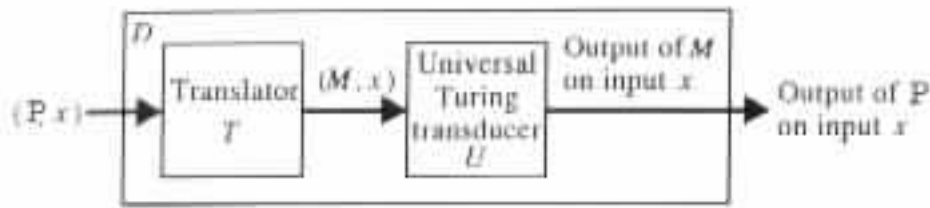


Figure 4.4.1 A programmable computing machine D .

U is a deterministic Turing transducer that can execute any given deterministic Turing transducer M . That is, U on any given (M, x) simulates the computation of M on input x (see the proof of Theorem [4.4.1](#)).

T is a deterministic Turing transducer whose inputs are pairs (P, x) of programs P written in some fixed programming language, and inputs x for P . T on a given input (P, x) outputs x together with a deterministic Turing transducer M that is equivalent to P . In particular, if P is a deterministic Turing transducer (i.e., a program written in the "machine" language), then T is a trivial translator that just outputs its input. On the other hand, if P is a program written in a higher level programming language, then T is a compiler that provides a deterministic Turing transducer M for simulating P .

When given an input (P, x) , the computing machine D provides the pair to T , and then it feeds the output

(M, x) of T to U , to obtain the desired output of P on input x .

Definitions A *universal Turing transducer* U is a deterministic Turing transducer that on any given pair (M, x) , of a deterministic Turing transducer M and of an input x for M , simulates the behavior of M on x . Inputs that do not have the form (M, x) are rejected by U . *Universal Turing machines* are defined similarly.

It should be noted that a pair (M, x) is presented to a universal Turing transducer in encoded form, and that the output of the universal Turing transducer is the encoding of the output of M on input x . For convenience, the mentioning of the encoding is omitted when no confusion arises. Moreover, unless otherwise stated, a "standard" binary representation is implicitly assumed for the encodings.

[A Representation for Turing Transducers](#)

In what follows, a string is said to be a *standard binary representation* of a Turing transducer $M = \langle Q, \Sigma, \Gamma, \Delta, \delta, q_0, B, F \rangle$ if it is equal to $E(M)$, where E is defined recursively in the following way.

- $E(M) = E(F)01E(\delta)$.
- $E(F) = E(p_1) \dots E(p_k)$ for some ordering $\{p_1, \dots, p_k\}$ of the states of F .
- $E(B) = 0$ is the binary representation of the blank symbol.
- $E(\delta) = E(\tau_1)01E(\tau_2)01 \dots 01E(\tau_r)01$ for some ordering $\{\tau_1, \dots, \tau_r\}$ of the transition rules of δ .
- $E(\tau) = E(q)E(a)E(b_1) \dots E(b_m)E(p)E(d_0)E(c_1)E(d_1) \dots E(c_m) E(d_m)E(\rho)$ for each $\tau = (q, a, b_1, \dots, b_m, p, d_0, c_1, d_1, \dots, c_m, d_m, \rho)$ in δ .
- $E(d) = 011$ for $d = -1$, $E(d) = 0111$ for $d = 0$, $E(d) = 01111$ for $d = +1$, and $E(\rho) = 0$ for an output $\rho = \epsilon$.
- $E(q_i) = 01^{i+2}$ for each state q_i in Q , and some ordering q_0, \dots, q_s of the states of Q . Note that the order assumes the initial state q_0 to be the first.
- $E(e_i) = 01^{i+1}$ for each symbol e_i in $(\Sigma \cup \Gamma \cup \Delta \cup \{\phi, \$\}) - \{B\}$ and some order $\{e_1, \dots, e_t\}$ in which $e_1 = \phi$ and $e_2 = \$$.

Intuitively, we see that E provides a binary representation for the symbols in the alphabets of the Turing transducer, a binary representation for the states of the Turing transducer, and a binary representation for the possible heads movements. Then it provides a representation for a sequence of such entities, by concatenating the representations of the entities. The string 01 is used as separator for avoiding ambiguity.

By definition, a given Turing transducer can have some finite number of standard binary representations. Each of these representations depends on the order chosen for the states in Q , the order chosen for the symbols in $(\Sigma \cup \Gamma \cup \Delta \cup \{\phi, \$\}) - \{B\}$, the order chosen for the states in F , and the order chosen for the transition rules in δ . On the other hand, different Turing transducers can have identical standard binary

representations if they are *isomorphic*, that is, if they are equal except for the names of their states and the symbols in their alphabets.

Example 4.4.1 If M is the Turing transducer whose transition diagram is given in Figure 4.1.3, then $E(M)$ can be the standard binary representation

$$E(q_4)01E(q_0, \alpha, B, q_1, +1, \alpha, +1, \alpha)01 \cdots 01E(q_3, \$, B, q_4, \emptyset, B, \emptyset, \epsilon)01 = \\ E(q_4)01E(q_0)E(\alpha)E(B)E(q_1) \cdots E(q_3)E(\$)E(B)E(q_4)E(\emptyset)E(B)E(\emptyset)E(\epsilon)01$$

where $E(q_0) = 011$, $E(q_1) = 0111$, $E(q_2) = 01111$, $E(q_3) = 011111$, $E(q_4) = 0111111$, $E(B) = 0$, $E(\emptyset) = 011$, $E(\$) = 0111$, $E(a) = 01111, \dots$

0 and 00 are examples of binary strings that are not standard binary representations of any Turing transducer.

The string

$$\alpha = 01^40101^201^4001^201^401^401^401^60101^201^5001^301^30 \\ 01^200101^301^401^401^301^4001^200101^301^3001^401^4001^3001$$

represents a Turing transducer with one accepting state and four transition rules. Only the first transition rule has a nonempty output. The Turing transducer has one auxiliary work tape. \square

$E(M)01E(\emptyset x \$)$ is assumed to be the standard binary representation of (M, x) , with $E(\emptyset x \$) = E(\emptyset)E(a_1) \dots E(a_n)E(\$)$ when $x = a_1 \dots a_n$.

A Universal Turing Transducer

The proof of the following result provides an example of a universal Turing transducer.

Theorem 4.4.1 There exists a universal Turing transducer U .

Proof U can be a two auxiliary-work-tape Turing transducer similar to M_2 in the proof of Proposition 4.3.1. Specifically, U starts each computation by checking that its input is a pair (M, x) of some deterministic Turing transducer $M = \langle Q, \Sigma, \Gamma, \Delta, \delta, q_0, B, F \rangle$ and of some input x for M (given in standard binary representation). If the input is not of such a form, then U halts in a nonaccepting configuration. However, if the input is of such a form, U simulates a computation of M on x .

U , like M_2 , uses two auxiliary work tapes for keeping track of the content of the auxiliary work tapes of M . However, U also uses the auxiliary work tapes for keeping track of the states and the input head

locations of M . Specifically, the universal Turing transducer U records a configuration $(uqv, u_1qv_1, \dots, u_mqv_m, w)$ of M by storing $\#E(q)\#|u\#E(u_1)\#E(v_1)\#\dots\#E(u_m)\#E(v_m)\#$ in an auxiliary work tape, and storing $E(w)$ in the output tape.

To determine the transition rule $(q, a, b_1, \dots, b_m, p, d_0, c_1, d_1, \dots, c_m, d_m, \rho)$ that M uses in a simulated move, U extracts the state q and the symbols a, b_1, \dots, b_m . U records the string $E(q)E(a)E(b_1)\dots E(b_m)$ in the auxiliary work tape that does not keep the configuration of M that is in effect. Then U determines $p, d_0, c_1, d_1, \dots, c_m, d_m, \rho$ by searching $E(M)$ for the substring that follows a substring of the form $01E(q)E(a)E(b_1)\dots E(b_m)$. \square

[\[next\]](#) [\[prev\]](#) [\[prev-tail\]](#) [\[front\]](#) [\[up\]](#)

[\[next\]](#) [\[prev\]](#) [\[prev-tail\]](#) [\[tail\]](#) [\[up\]](#)

4.5 Undecidability

[A Proof by a Generic Approach](#)

[Proofs by Reduction](#)

The finiteness of memory and the restricted access to it, respectively, constrain the capabilities of finite-state transducers and pushdown transducers. In the case of Turing transducers, however, none of the constraints made on memory is significant, because they can all be removed and still the transducers acquire no more definition power. Yet there are languages that Turing transducers cannot decide or even accept. The intuitive explanation for this phenomenon is that each Turing transducer is a description of a language (i.e., a set of strings), which itself has a description by a string. Consequently, there are more languages than Turing transducers.

Specifically, each language over an alphabet Σ is a subset of Σ^* . The set of all the languages over Σ is the power set 2^{Σ^*} , which is uncountably infinite. On the other hand, the number of Turing transducers that specify languages over Σ is countably infinite, because they are all representable by strings from Σ^* .

[A Proof by a Generic Approach](#)

The proof of the following theorem implicitly uses the previous observation. As with the limitations of the finite-memory programs in Section 2.4 and the limitations of the recursive finite-domain programs in Section 3.4, we here use a proof by reduction to contradiction. The variant of the technique used here is called a proof by diagonalization, owing to the employment of the diagonal of a table for choosing the language that provides the contradiction.

Convention In this chapter x_i will denote the i th string in the canonically ordered set of binary strings. Similarly, M_i will denote the Turing machine that has a standard binary representation equal to the i th string, in the canonically ordered set of the standard binary representations of Turing machines. (With no loss of generality it is assumed that isomorphic Turing machines are equal.)

Theorem 4.5.1 There are nonrecursively enumerable languages, that is, languages that cannot be accepted by any Turing machine.

Proof Let L_{accept} be the language $\{ (M, x) \mid \text{The turing machine } M \text{ accepts the string } x \}$. The language L_{accept} has a table representation T_{accept} in which the rows are indexed by M_1, M_2, M_3, \dots the columns are indexed by x_1, x_2, x_3, \dots and each entry at row M_i and column x_j holds either 1 or 0, depending on whether M_i accepts x_j or not (see Figure [4.5.1\(a\)](#)).

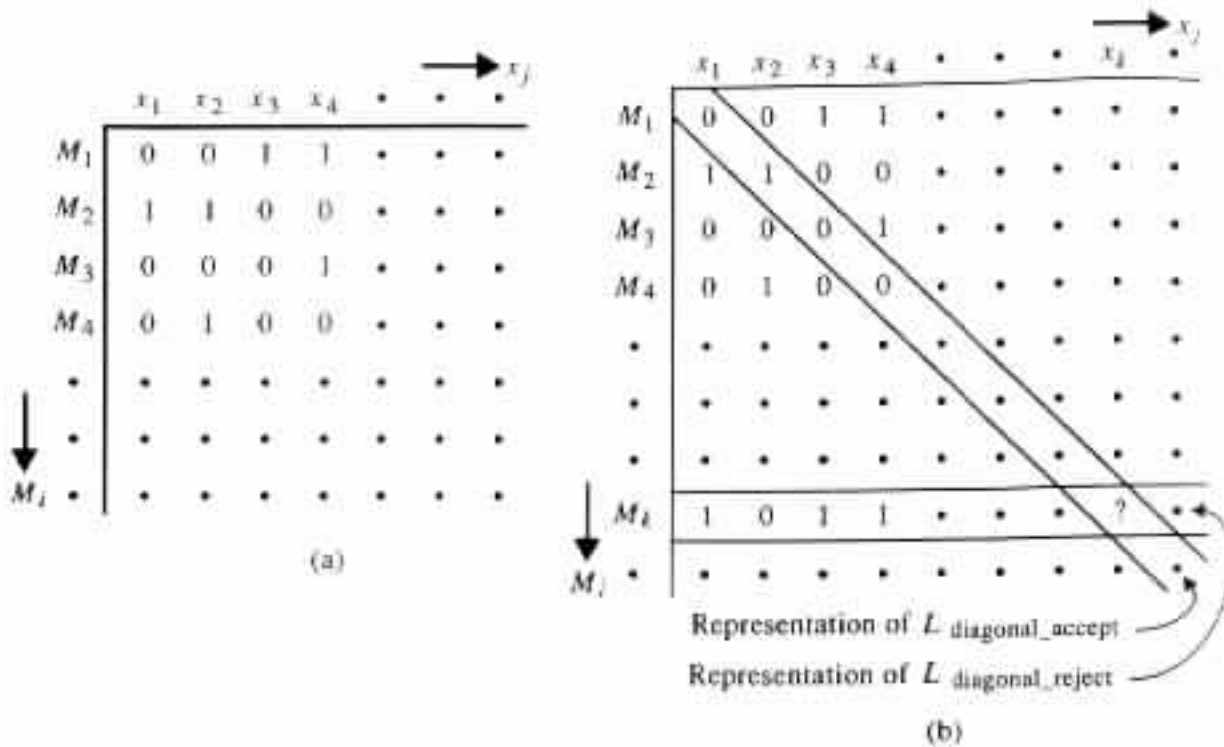


Figure 4.5.1 (a) Hypothetical table T_{accept} indicating acceptance of word x_j by Turing machine M_i . (b) Representations of $L_{diagonal_accept}$ and $L_{diagonal_reject}$ in T_{accept} .

Each language L can be represented by a vector that holds 1 at its j th entry if x_j is in L , and holds 0 at its j th entry if x_j is not in L . In particular, the language $L(M_i)$ is represented by the i th row in T_{accept} .

The approach of the proof is to find a language that corresponds to no row in T_{accept} , and so cannot be accepted by any Turing machine. One such option is to construct the language from the diagonal of T_{accept} .

The diagonal of the table T_{accept} is a representation of $L_{diagonal_accept} = \{ x \mid x = x_i \text{ and } M_i \text{ accepts } x_i \}$. Let $L_{diagonal_reject}$ denote the complementation $\{ x \mid x = x_i \text{ and } M_i \text{ does not accept } x_i \}$ of $L_{diagonal_accept}$. Each Turing machine that accepts $L_{diagonal_reject}$ implies some row M_k in T_{accept} that holds values complementing those in the diagonal at similar locations (see Figure 4.5.1(b)). In particular, the k th digit in row M_k must be the complementation of the k th digit in the diagonal. However, the k th digit in row M_k is also the k th digit in the diagonal, consequently implying that no Turing machine can accept the language $L_{diagonal_reject}$.

The discussion above can be formalized in the following way. For the sake of the proof assume that $L_{diagonal_reject}$ is accepted by some Turing machine M . Then there exists an index k such that $M = M_k$.

Now consider the string x_k . For x_k either of the following cases must hold.

Case 1

x_k is in $L_{\text{diagonal_reject}}$. In Case 1, the assumption that the Turing machine M_k accepts the language $L_{\text{diagonal_reject}}$ implies that M_k accepts the string x_k . Alternatively, the definition of $L_{\text{diagonal_reject}}$ implies that M_k does not accept x_k . Thus Case 1 cannot hold.

Case 2

x_k is not in $L_{\text{diagonal_reject}}$. Similarly, in Case 2, the assumption that M_k accepts $L_{\text{diagonal_reject}}$ implies that M_k does not accept x_k . And alternatively, the definition of $L_{\text{diagonal_reject}}$ implies that M_k accepts x_k . Hence, implying that Case 2 cannot hold either.

The result follows because for the assumption that there is a Turing machine M that accepts $L_{\text{diagonal_reject}}$ to hold, either Case 1 or Case 2 must hold. \square

By Church's thesis a decision problem is partially decidable if and only if there is a Turing machine that accepts exactly those instances of the problem that have the answer yes. Similarly, the problem is decidable if and only if there is a Turing machine that accepts exactly those instances that have the answer yes and that also halts on all instances of answer no.

The proof of Theorem [4.5.1](#) together with Church's thesis imply the following theorem. The importance of this theorem stems from its exhibiting the existence of an undecidable problem, and from its usefulness for showing the undecidability of other problems by means of reducibility.

Theorem 4.5.2 The membership problem is undecidable, and, in fact, not even partially decidable for $L_{\text{diagonal_reject}}$.

[Proofs by Reduction](#)

A proof of the undecidability of a given problem by means of reducibility runs as follows (see Figure [4.5.2](#))

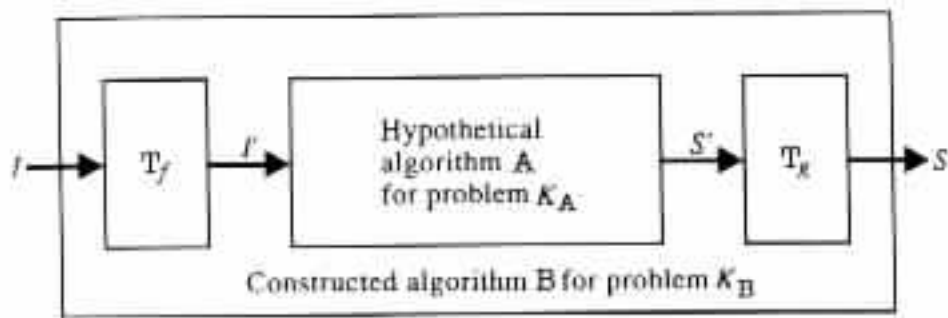


Figure 4.5.2 Reduction of K_B to K_A .

and recall Section 1.5). For the purpose of the proof assume that the given problem K_A is decidable by some algorithm A . Find algorithms T_f and T_g that together with A provide an algorithm B , for solving a known undecidable problem K_B in the following manner. B , when given an instance I , uses T_f to obtain an instance I' of K_A , employs A on I' to obtain the output S' that A provides for I' , and then introduces S' to T_g to obtain the output S of B . The undecidability of K_A then follows, because otherwise the decidability of a problem K_B that is known to be undecidable would have been implied.

The proof of the following theorem is an example of a proof that uses reduction between undecidable problems.

Theorem 4.5.3 The membership problem for Turing machines or, equivalently, for L_{accept} is undecidable.

Proof For the purpose of the proof assume that the given problem is decidable by a hypothetical algorithm A (see Figure 4.5.3).

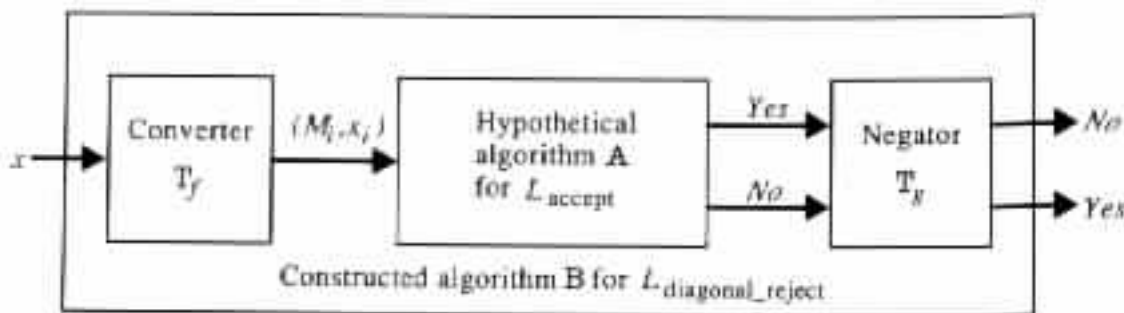


Figure 4.5.3 Reduction of the membership problem for $L_{\text{diagonal_reject}}$ to the membership problem for L_{accept} .

Then the membership problem for $L_{\text{diagonal_reject}}$ can be decided by an algorithm B of the following form.

The algorithm B on a given input x uses a converter T_f to obtain a pair (M_i, x_i) such that $x = x_i$. T_f can find the index i for x by listing the binary strings $\epsilon, 0, 00, \dots, x$ in canonical order, and determining the index of x in the list. T_f can find M_i by listing the binary strings $\epsilon, 0, 1, 00, \dots$ in canonical order until the i th standard binary representation of a Turing machine is reached.

The output (M_i, x_i) of T_f is provided by B to A . Finally B employs T_g for determining that x is in $L_{\text{diagonal_reject}}$ if A determines that x is not in L_{accept} , and that x is not in $L_{\text{diagonal_reject}}$ if A determines that x is in L_{accept} .

The result follows from the undecidability of the membership problem for the language $L_{\text{diagonal_reject}}$ (see Theorem [4.5.2](#)). \square

The previous theorem and the next one imply that there are nonrecursive languages that are recursively enumerable.

Theorem 4.5.4 The membership problem for Turing machines or, equivalently, for L_{accept} is partially decidable.

Proof L_{accept} is accepted by a nondeterministic Turing machine similar to the universal Turing machine M_2 in the proof of Theorem [4.4.1](#). \square

Many problems, including the one in the following theorem, can be shown to be undecidable by reduction from the membership problem for Turing machines.

Theorem 4.5.5 The halting problem for Turing machines is undecidable.

Proof A Turing machine M does not halt on a given input x if and only if M does not accept x and on such an input M can have an infinite sequence of moves.

An answer no to the halting problem for an instance (M, x) implies the same answer to the membership problem for the instance (M, x) . However, an answer yes to the halting problem for an instance (M, x) can correspond to either an answer yes or an answer no to the membership problem for the instance (M, x) . The proof of the theorem relies on the observation that each Turing machine M can be modified to avoid the rejection of an input in a halting configuration. With such a modification, an answer yes to the halting problem at (M, x) also implies the same answer to the membership problem at (M, x) .

For the purpose of the proof assume that the halting problem for Turing machines is decidable by a hypothetical algorithm A. Then an algorithm B, which decides the membership problem for Turing machines, can be constructed employing a translator T_f and the hypothetical algorithm A in the following manner (see Figure 4.5.4).

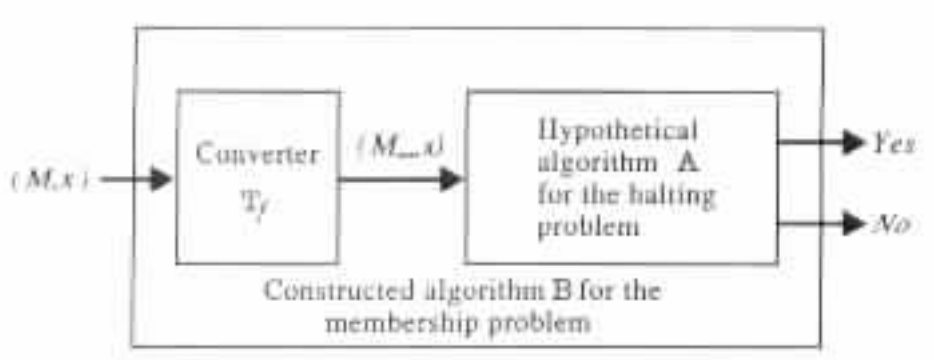


Figure 4.5.4 Reduction of the membership problem for Turing machines to the halting problem for Turing machines.

B provides any given instance (M, x) to T_f . T_f constructs from the given m auxiliary-work-tape Turing machine M an equivalent Turing machine M_∞ , that halts on a given input if and only if M accepts the input. Specifically, M_∞ is just the Turing machine M with a "looping" transition rule of the form $(q, a, b_1, \dots, b_m, q, 0, b_1, 0, \dots, b_m, 0)$ added for each nonaccepting state q , each input symbol a , and each combination of auxiliary work-tape symbols b_1, \dots, b_m on which M has no next move. B feeds (M_∞, x) to A and assumes the output of A.

The result follows from Theorem 4.5.3, showing that the membership problem is undecidable for L_{accept} . \square

Example 4.5.1 Let M be the Turing machine in Figure 4.5.5(a).

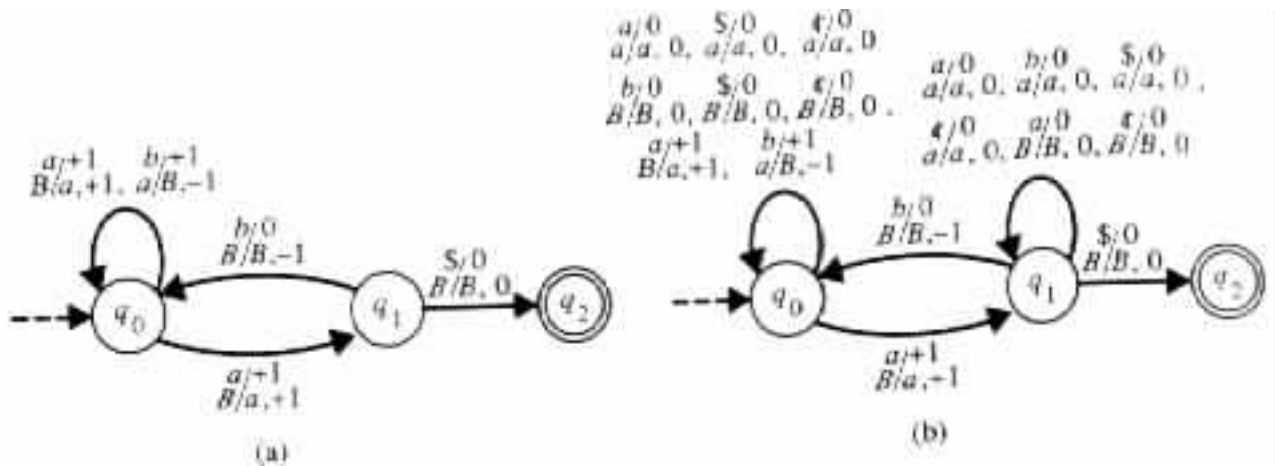


Figure 4.5.5 (a) A Turing machine M . (b) A Turing machine M_∞ that is equivalent to M .

Upon reaching state q_0 the Turing machine M enters a nonaccepting halting configuration if both the input head and the auxiliary work-tape head scan the symbol a . M can be modified to enter an infinite loop in such a configuration by forcing the Turing machine to make a move that does not change the configuration, that is, by introducing a transition rule of the form $(q_0, a, a, q_0, 0, a, 0)$.

Using the notations in the proof of Theorem 4.5.5, M_∞ is the Turing machine in Figure 4.5.5(b). \square

The next theorem provides another example of a proof of undecidability by means of reduction.

Theorem 4.5.6 The problem of deciding for any given Turing machine whether the machine accepts a regular language is undecidable.

Proof Consider any instance (M, x) of the membership problem for Turing machines. From (M, x) construct a Turing machine M_x that accepts $\{ a^i b^i \mid i \geq 0 \}$ if M accepts x , and that accepts the empty set if M does not accept x .

Specifically, M_x on any given input w starts the computation by checking whether $w = a^i b^i$ for some $i \geq 0$. If the equality $w = a^i b^i$ holds for no $i \geq 0$, then M_x rejects w . Otherwise, M_x simulates the computation of M on input x . In the latter case, M_x accepts w if it determines that M accepts x , and M_x rejects w if it determines that M rejects x .

Consequently, M_x accepts a regular language (which is the empty set) if and only if M does not accept x . The result follows from the undecidability of the membership problem for Turing machines (see Theorem 4.5.3). \square

Example 4.5.2 Let M be the Turing machine given in Figure 4.5.6(a).

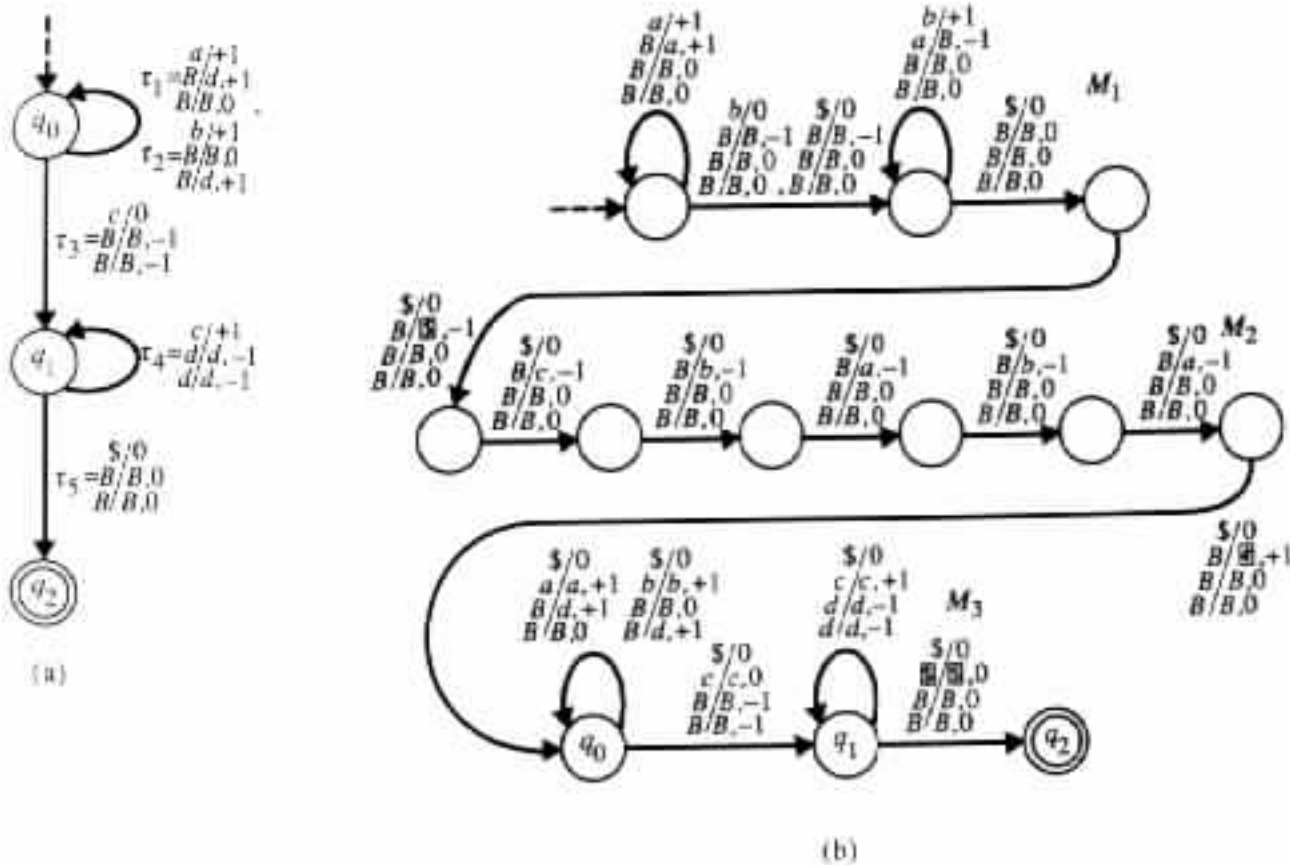


Figure 4.5.6 (a) A Turing machine M . (b) A corresponding Turing machine M_{ababc} that accepts $\{ a^i b^i \mid i \geq 0 \}$ if and only if M accepts $ababc$.

Let $x = ababc$. Then M_x in the proof of Theorem 4.5.6 can be as in Figure 4.5.6(b). M_x has one more auxiliary work tape than M and consists of three subcomponents M_1, M_2 , and M_3 .

M_1 checks that the given input is of the form $a^i b^i$ for some $i \geq 0$. M_2 stores the string $\sqcup x \sqcup$ in the first auxiliary work tape. M_3 is just M modified to read its input from the first auxiliary work tape. \sqcup and $\$$ are the symbols used in the first auxiliary work tape representing the endmarkers ϵ and $\$,$ respectively. \square

The universe of the undecidable problems includes numerous examples. For many of these problems the proof of undecidability is quite involved. The selection that has been made here should be appreciated at least for the simplification that it allows in introducing the concepts under consideration.

[\[next\]](#) [\[prev\]](#) [\[prev-tail\]](#) [\[front\]](#) [\[up\]](#)

[\[prev\]](#) [\[prev-tail\]](#) [\[tail\]](#) [\[up\]](#)

4.6 Turing Machines and Type 0 Languages

The classes of languages that are accepted by finite-state automata on the one hand and pushdown automata on the other hand were shown earlier to be the classes of Type 3 and Type 2 languages, respectively. The following two theorems show that the class of languages accepted by Turing machines is the class of Type 0 languages.

Theorem 4.6.1 Each Type 0 language is a recursively enumerable language.

Proof Consider any Type 0 grammar $G = \langle N, \Sigma, P, S \rangle$. From G construct a two auxiliary-work-tape Turing machine M_G that on a given input x nondeterministically generates some string w in $L(G)$, and then accepts x if and only if $x = w$.

The Turing machine M_G generates the string w by tracing a derivation in G of w from S . M_G starts by placing the sentential form S in the first auxiliary work tape. Then M_G repeatedly replaces the sentential form stored on the first auxiliary work tape with the one that succeeds it in the derivation. The second auxiliary work tape is used as an intermediate memory, while deriving the successor of each of the sentential forms.

The successor of each sentential form γ is obtained by nondeterministically searching γ for a substring α , such that $\alpha \rightarrow \beta$ is a production rule in G , and then replacing α by β in γ .

M_G uses a subcomponent M_1 to copy the prefix of γ that precedes α onto the second auxiliary work tape.

M_G uses a subcomponent M_2 to read α from the first auxiliary work tape and replace it by β on the second.

M_G uses a subcomponent M_3 to copy the suffix of γ that succeeds α onto the second auxiliary work tape.

M_G uses a subcomponent M_4 to copy the sentential form created on the second auxiliary work tape onto the first. In addition, M_G uses M_4 to determine whether the new sentential form is a string in $L(G)$. If w is in $L(G)$, then the control is passed to a subcomponent M_5 . Otherwise, the control is passed to M_1 .

M_G uses the subcomponent M_5 to determine whether the input string x is equal to the string w stored on the first auxiliary work tape. \square

Example 4.6.1 Consider the grammar G which has the following production rules.

$$S \rightarrow aSbS$$

$$Sb \rightarrow \epsilon$$

The language $L(G)$ is accepted by the Turing machine M_G , whose transition diagram is given in Figure 4.6.1.

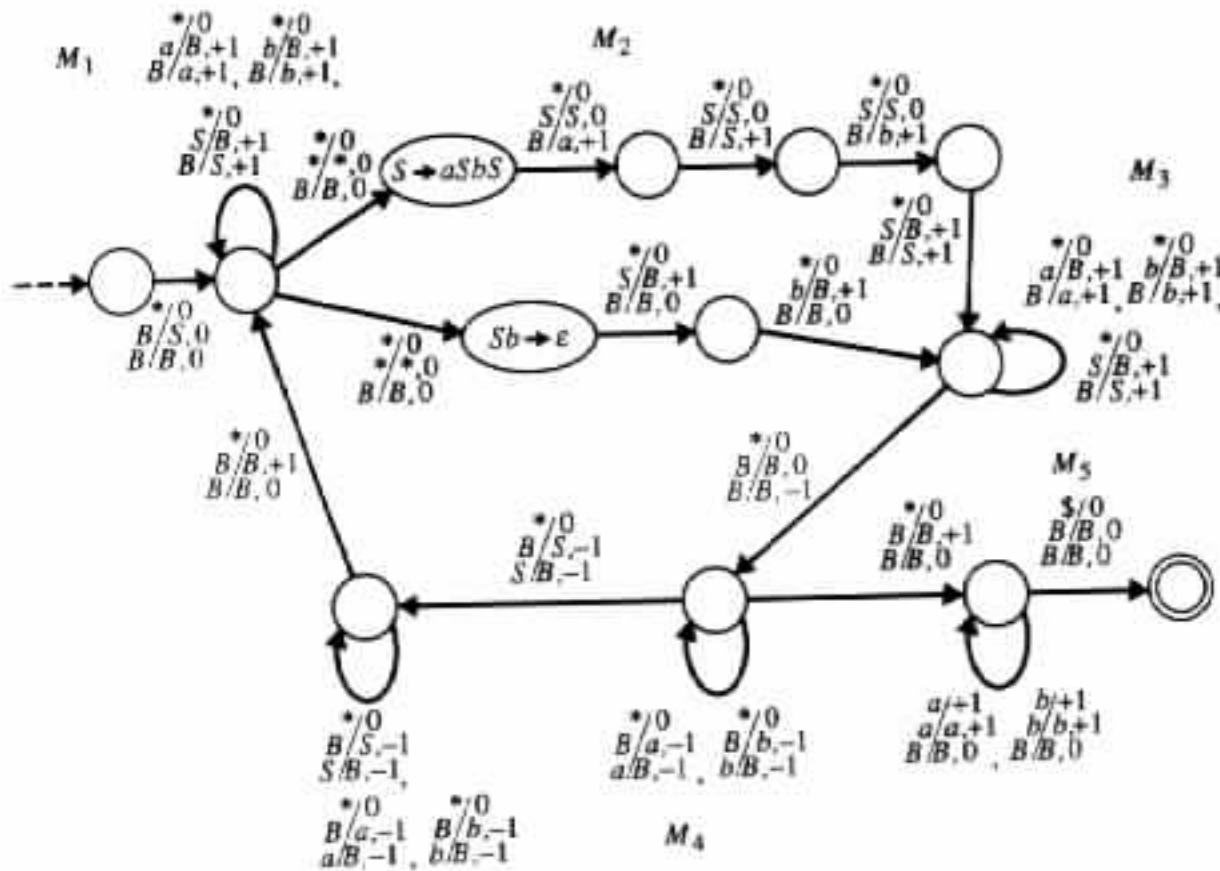


Figure 4.6.1 A Turing machine M_G for simulating the grammar G that has the production rules $S \rightarrow aSbS$ and $Sb \rightarrow \epsilon$.

The components M_1 , M_2 , and M_3 scan from left to right the sentential form stored on the first auxiliary work tape. As the components scan the tape they erase its content.

The component M_2 of M_G uses two different sequences of transition rules for the first and second production rules: $S \rightarrow aSbS$ and $Sb \rightarrow \epsilon$. The sequence of transition rules that corresponds to $S \rightarrow aSbS$ removes S from the first auxiliary work tape and stores $aSbS$ on the second. The sequence of transition rules that corresponds to $Sb \rightarrow \epsilon$ removes Sb from the first auxiliary work tape and stores nothing on the second.

The component M_4 scans from right to left the sentential form in the second auxiliary work tape, erasing the content of the tape during the scanning. M_4 starts scanning the sentential form in its first state, determining that the sentential form is a string of terminal symbols if it reaches the blank symbol B while in the first state. In such a case, M_4 transfers the control to M_5 . M_4 determines that the sentential form is not a string of terminal symbols if it reaches a nonterminal symbol. In this case, M_4 switches from its first to its second state. \square

Theorem 4.6.2 Each recursively enumerable language is a Type 0 language.

Proof The proof consists of constructing from a given Turing machine M a grammar that can simulate the computations of M . The constructed grammar G consists of three groups of production rules.

The purpose of the first group is to determine the following three items.

- a. An initial configuration of M on some input.
- b. Some segment for each auxiliary work tape of M . Each segment must include the location under the head of the corresponding tape.
- c. Some sequence of transition rules of M . The sequence of transition rules must start at the initial state, end at an accepting state, and be compatible in the transitions that it allows between the states.

The group of production rules can specify any initial configuration of M , any segment of an auxiliary work tape that satisfies the above conditions, and any sequence of transition rules that satisfies the above conditions.

The purpose of the second group of production rules is to simulate a computation of M . The simulation must start at the configuration determined by the first group. In addition, the simulation must be in accordance with the sequence of transition rules, and within the segments of the auxiliary work tapes determined by the first group.

The purpose of the third group of production rules is to extract the input whenever an accepting computation has been simulated, and to leave nonterminal symbols in the sentential form in the other cases. Consequently, the grammar can generate a given string if and only if the Turing machine M has an accepting computation on the string.

Consider any Turing machine $M = \langle Q, \Sigma, \Gamma, \delta, q_0, B, F \rangle$. With no loss of generality it can be assumed that M is a two auxiliary-work-tape Turing machine (see Theorem [4.3.1](#) and Proposition [4.3.1](#)), that no transition rule originates at an accepting state, and that $N = \Gamma \cup \{ \tau \mid \tau \text{ is in } \delta \} \cup \{ [q] \mid q \text{ is in } Q \} \cup \{ \epsilon, \$, \boxed{0}, \boxed{1}, \boxed{2}, \#, S, A, C, D, E, F, K \}$ is a multiset whose symbols are all distinct.

From M construct a grammar $G = \langle N, \Sigma, P, S \rangle$ that generates $L(M)$, by tracing in its derivations the

configurations that M goes through in its accepting computations. The production rules in P are of the following form.

- a. Production rules for generating any sentential form that has the following pattern.

$$\phi \boxed{0} a_1 \cdots a_n \$ B \cdots B \boxed{1} B \cdots B \# B \cdots B \boxed{2} B \cdots B \# \tau_{i_1} \cdots \tau_{i_t}$$

Each such sentential form corresponds to an initial configuration $(\phi q_0 a_1 \cdots a_n \$, q_0, q_0)$ of M , and a sequence of transition rules $\tau_{i_1} \cdots \tau_{i_t}$. The transition rules define a sequence of compatible states that starts at the initial state and ends at an accepting state. $\boxed{0}$ represents the input head, $\boxed{1}$ represents the head of the first auxiliary work tape, and $\boxed{2}$ represents the head of the second auxiliary work tape. The string $B \cdots B \boxed{1} B \cdots B$ corresponds to a segment of the first auxiliary work tape, and the string $B \cdots B \boxed{2} B \cdots B$ to a segment of the second.

A string in the language is derivable from the sentential form if and only if the following three conditions hold.

1. The string is equal to $a_1 \cdots a_n$.
2. M accepts $a_1 \cdots a_n$ in a computation that uses the sequence of transition rules $\tau_{i_1} \cdots \tau_{i_t}$.
3. $B \cdots B \boxed{i} B \cdots B$ corresponds to a segment of the i th auxiliary work tape that is sufficiently large for the considered computation of M , $1 \leq i \leq 2$. The position of \boxed{i} in the segment indicates the initial location of the corresponding auxiliary work-tape head in the segment.

The production rules are of the following form.

$$\begin{array}{ll}
 S & \rightarrow \phi \boxed{0} A \\
 A & \rightarrow \alpha A \quad \text{For each input symbol } \alpha \text{ in } \Sigma. \\
 & \rightarrow \$ C \\
 C & \rightarrow B C \\
 & \rightarrow \boxed{1} D \\
 D & \rightarrow B D \\
 & \rightarrow \# E \\
 E & \rightarrow B E \\
 & \rightarrow \boxed{2} F \\
 F & \rightarrow B F \\
 & \rightarrow \# [q_0] \quad \text{For the initial state } q_0. \\
 [q] & \rightarrow \tau [p] \quad \text{For each pair } q \text{ and } p \text{ of states, and for each} \\
 & \quad \text{transition rule } \tau, \text{ such that } \tau \text{ leaves state } q \text{ and} \\
 & \quad \text{enters state } p. \\
 [q_f] & \rightarrow \epsilon \quad \text{For each accepting state } q_f.
 \end{array}$$

The production rules for the nonterminal symbols S and A can generate a string of the form $\phi \sqsupset a_1 \dots a_n \$$ for each possible input $a_1 \dots a_n$ of M. The production rules for the nonterminal symbols C and D can generate a string of the form $B \dots B \sqsupset B \dots B \# E$ for each possible segment $B \dots B \sqsupset B \dots B$ of the first auxiliary work tape that contains the corresponding head location. The production rules for E and F can generate a string of the form $B \dots B \sqsupset B \dots B \# [q_0]$ for each possible segment $B \dots B \sqsupset B \dots B$ of the second tape that contains the corresponding head location. The production rules for the nonterminal symbols that correspond to the states of M can generate any sequence $\tau_{i_1} \dots \tau_{i_t}$ of transition rules of M that starts at the initial state, ends at an accepting state, and is compatible in the transition between the states.

b. Production rules for deriving from a sentential form

$$\tau_{i_1} \dots \tau_{i_{t-1}} u \sqsupset v \$ B \dots B u_1 \sqsupset v_1 B \dots B \# B \dots B u_2 \sqsupset v_2 B \dots B \# \tau_{i_t} \dots \tau_{i_t},$$

which corresponds to configuration $\mathcal{T} = (uqv$, u_1qv_1 , u_2qv_2), a sentential form$

$$\tau_{i_1} \dots \tau_{i_t} \hat{u} \sqsupset \hat{v} \$ B \dots B \hat{u}_1 \sqsupset \hat{v}_1 B \dots B \# B \dots B \hat{u}_2 \sqsupset \hat{v}_2 B \dots B \# \tau_{i_{t+1}} \dots \tau_{i_t},$$

which corresponds to configuration $\hat{\mathcal{T}} = (\hat{u}\hat{v}\$, \hat{u}_1\hat{v}_1, \hat{u}_2\hat{v}_2)$. \mathcal{T} and $\hat{\mathcal{T}}$ are assumed to be two configurations of M such that $\hat{\mathcal{T}}$ is reachable from \mathcal{T} by a move that uses the transition rule τ_{i_j} .

For each transition rule τ the set of production rules have

1. A production rule of the form $X\tau \rightarrow \tau X$ for each X in $\Sigma \cup \{\phi, \$, \#\}$.
2. A production rule of the form $\sqsupset \tau a \rightarrow \tau \sqsupset a$, for each symbol a in $\Sigma \cup \{\phi, \$\}$ that satisfies the following condition: τ is a transition rule that scans the symbol a on the input tape without moving the input head.
3. A production rule of the form $\sqsupset \tau a \rightarrow \tau a \sqsupset$, for each symbol a in $\Sigma \cup \{\phi, \$\}$ that satisfies the following condition: τ is a transition rule that scans the symbol a in the input tape while moving the input head one position to the right.
4. A production rule of the form $a \sqsupset \tau b \rightarrow \tau \sqsupset ab$, for each pair of symbols a and b in $\Sigma \cup \{\phi, \$\}$ that satisfy the following condition: τ is a transition rule that scans the symbol b in the input tape while moving the input head one position to the left.
5. A production rule of the form $\sqsupset \tau X \rightarrow \tau \sqsupset Y$ for each $1 \leq i \leq 2$, and for each pair of symbols X and Y in Γ that satisfy the following condition: τ is a transition rule that replaces X with Y in the i th auxiliary work tape without changing the head position.
6. A production rule of the form $\sqsupset \tau X \rightarrow \tau Y \sqsupset$ for each $1 \leq i \leq 2$, and for each pair of symbols X and Y in Γ that satisfy the following condition: τ is a transition rule that replaces X with Y in the i th auxiliary work tape while moving the corresponding head one position to the right.
7. A production rule of the form $X \sqsupset \tau Y \rightarrow \tau \sqsupset XZ$ for each $1 \leq i \leq 2$, and for each triplet of

symbols $X, Y,$ and Z in Γ that satisfy the following condition: τ is a transition rule that replaces the symbol Y with Z in the i th auxiliary work tape while moving the corresponding head one position to the left.

The purpose of the production rules in (1) is to transport τ from right to left over the nonhead symbols in $\{\bar{0}, \bar{1}, \bar{2}\},$ across a representation

$$u\bar{0}v\$B \cdots B u_1\bar{1}v_1B \cdots B \#B \cdots B u_2\bar{2}v_2B \cdots B \#$$

of a configuration of $M.$ τ gets across the head symbols $\bar{0}, \bar{1},$ and $\bar{2}$ by using the production rules in (2) through (7). As τ gets across the head symbols, the production rules in (2) through (7) "simulate" the changes in the tapes of $M,$ and the corresponding heads position, because of the transition rule $\tau.$

c. Production rules for extracting from a sentential form

$$u\bar{0}v\$B \cdots B u_1\bar{1}v_1B \cdots B \#B \cdots B u_2\bar{2}v_2B \cdots B \#,$$

which corresponds to an accepting configuration of $M,$ the input that M accepts. The production rules are as follows.

$\tau_f\bar{0}$	\rightarrow	K	For each transition rule τ that enters an accepting state.
τK	\rightarrow	K	For each transition rule τ that does not enter an accepting state.
$K\alpha$	\rightarrow	αK	For each input symbol α in $\Sigma.$
KX	\rightarrow	K	For each symbol X in $\Gamma \cup \{\bar{0}, \bar{1}, \bar{2}, \$, \#\}.$
K	\rightarrow	ϵ	

□

Example 4.6.2 Let M be the Turing machine whose transition diagram is given in Figure 4.5.6(a). $L(M)$ is generated by the grammar G that consists of the following production rules.

A. Production rules that find a sentential form that corresponds to the initial configuration of $M,$ according to (a) in the proof of Theorem 4.6.2.

$$\begin{array}{lll}
 S & \rightarrow & \emptyset \boxed{0} A \\
 A & \rightarrow & aA \\
 & \rightarrow & bA \\
 & \rightarrow & cA \\
 & \rightarrow & \$C \\
 C & \rightarrow & BC \\
 & \rightarrow & \boxed{1} D \\
 D & \rightarrow & BD \\
 & \rightarrow & \#E \\
 E & \rightarrow & BE \\
 & \rightarrow & \boxed{2} F \\
 F & \rightarrow & BF \\
 & \rightarrow & \#[q_0] \\
 [q_0] & \rightarrow & \tau_1[q_0] \\
 & \rightarrow & \tau_2[q_0] \\
 & \rightarrow & \tau_3[q_1] \\
 [q_1] & \rightarrow & \tau_4[q_1] \\
 & \rightarrow & \tau_5[q_2] \\
 [q_2] & \rightarrow & \epsilon
 \end{array}$$

B. "Transporting" production rules that correspond to (b.1) in the proof of Theorem [4.6.2](#), $1 \leq i \leq 5$.

$$\begin{array}{ll}
 a\tau_i & \rightarrow \tau_i a \\
 b\tau_i & \rightarrow \tau_i b \\
 c\tau_i & \rightarrow \tau_i c \\
 d\tau_i & \rightarrow \tau_i d \\
 B\tau_i & \rightarrow \tau_i B \\
 \emptyset\tau_i & \rightarrow \tau_i \emptyset \\
 \$\tau_i & \rightarrow \tau_i \$ \\
 \#\tau_i & \rightarrow \tau_i \#
 \end{array}$$

C. "Simulating" production rules that correspond to (b.2-b.4) in the proof of Theorem [4.6.2](#).

$$\begin{array}{lll}
 \boxed{0}\tau_1 a & \rightarrow \tau_1 a \boxed{0} & \boxed{0}\tau_2 b & \rightarrow \tau_2 b \boxed{0} & \boxed{0}\tau_3 c & \rightarrow \tau_3 \boxed{0} c \\
 \boxed{0}\tau_4 c & \rightarrow \tau_4 c \boxed{0} & \boxed{0}\tau_5 \$ & \rightarrow \tau_5 \boxed{0} \$ & &
 \end{array}$$

D. "Simulating" production rules that correspond to (b.5-b.7) in the proof of Theorem [4.6.2](#).

$$\begin{array}{lll}
 \boxed{1}\tau_1 B & \rightarrow \tau_1 d \boxed{1} & \boxed{1}\tau_2 B & \rightarrow \tau_2 \boxed{1} B & d \boxed{1}\tau_3 B & \rightarrow \tau_3 \boxed{1} d B \\
 B \boxed{1}\tau_3 B & \rightarrow \tau_3 \boxed{1} B B & d \boxed{1}\tau_4 d & \rightarrow \tau_4 \boxed{1} d d & B \boxed{1}\tau_4 d & \rightarrow \tau_4 \boxed{1} B d \\
 \boxed{1}\tau_5 B & \rightarrow \tau_5 \boxed{1} B & & & & \\
 \boxed{2}\tau_1 B & \rightarrow \tau_1 \boxed{2} B & \boxed{2}\tau_2 B & \rightarrow \tau_2 d \boxed{2} & d \boxed{2}\tau_3 B & \rightarrow \tau_3 \boxed{2} d B \\
 B \boxed{2}\tau_3 B & \rightarrow \tau_3 \boxed{2} B B & d \boxed{2}\tau_4 d & \rightarrow \tau_4 \boxed{2} d d & B \boxed{2}\tau_4 d & \rightarrow \tau_4 \boxed{2} B d \\
 \boxed{2}\tau_5 B & \rightarrow \tau_5 \boxed{2} B & & & &
 \end{array}$$

E. "Extracting" production rules that correspond to (c) in the proof of Theorem [4.6.2](#).

$$\begin{array}{ll}
 \tau_5 \emptyset & \rightarrow \mathbf{K} \\
 \tau_i \mathbf{K} & \rightarrow \mathbf{K} \quad \text{For } i = 1, \dots, 4. \\
 \mathbf{K} a & \rightarrow a \mathbf{K} \\
 \mathbf{K} b & \rightarrow b \mathbf{K} \\
 \mathbf{K} c & \rightarrow c \mathbf{K} \\
 \mathbf{K} d & \rightarrow \mathbf{K} \\
 \mathbf{K} \mathbf{B} & \rightarrow \mathbf{K} \\
 \mathbf{K} \boxed{i} & \rightarrow \mathbf{K} \quad \text{For } i = 0, 1, 2. \\
 \mathbf{K} \$ & \rightarrow \mathbf{K} \\
 \mathbf{K} \# & \rightarrow \mathbf{K} \\
 \mathbf{K} & \rightarrow \epsilon
 \end{array}$$

The string abc has a leftmost derivation of the following form in G .

$$\begin{array}{ll}
 S & \Rightarrow \emptyset \boxed{0} A \\
 & \Rightarrow^+ \emptyset \boxed{0} abc \$ C \\
 & \Rightarrow^+ \emptyset \boxed{0} abc \$ \mathbf{B} \boxed{1} \mathbf{B} \mathbf{B} \# E \\
 & \Rightarrow^+ \emptyset \boxed{0} abc \$ \mathbf{B} \boxed{1} \mathbf{B} \mathbf{B} \# \mathbf{B} \boxed{2} \mathbf{B} \mathbf{B} \# [q_0] \\
 & \Rightarrow^+ \emptyset \boxed{0} abc \$ \mathbf{B} \boxed{1} \mathbf{B} \mathbf{B} \# \mathbf{B} \boxed{2} \mathbf{B} \mathbf{B} \# \tau_1 \tau_2 \tau_3 \tau_4 \tau_5 \\
 & \Rightarrow^+ \tau_1 \emptyset a \boxed{0} bc \$ \mathbf{B} d \boxed{1} \mathbf{B} \# \mathbf{B} \boxed{2} \mathbf{B} \mathbf{B} \# \tau_2 \tau_3 \tau_4 \tau_5 \\
 & \Rightarrow^+ \tau_1 \tau_2 \emptyset ab \boxed{0} c \$ \mathbf{B} d \boxed{1} \mathbf{B} \# \mathbf{B} d \boxed{2} \mathbf{B} \# \tau_3 \tau_4 \tau_5 \\
 & \Rightarrow^+ \tau_1 \tau_2 \tau_3 \emptyset abc \boxed{0} \$ \mathbf{B} \boxed{1} d \mathbf{B} \# \mathbf{B} \boxed{2} d \mathbf{B} \# \tau_4 \tau_5 \\
 & \Rightarrow^+ \tau_1 \tau_2 \tau_3 \tau_4 \emptyset abc \boxed{0} \$ \boxed{1} \mathbf{B} d \mathbf{B} \# \boxed{2} \mathbf{B} d \mathbf{B} \# \tau_5 \\
 & \Rightarrow^+ \tau_1 \tau_2 \tau_3 \tau_4 \tau_5 \emptyset abc \boxed{0} \$ \boxed{1} \mathbf{B} d \mathbf{B} \# \boxed{2} \mathbf{B} d \mathbf{B} \# \\
 & \Rightarrow^+ \tau_1 \tau_2 \tau_3 \tau_4 \mathbf{K} abc \boxed{0} \$ \boxed{1} \mathbf{B} d \mathbf{B} \# \boxed{2} \mathbf{B} d \mathbf{B} \# \\
 & \Rightarrow^+ \mathbf{K} abc \boxed{0} \$ \boxed{1} \mathbf{B} d \mathbf{B} \# \boxed{2} \mathbf{B} d \mathbf{B} \# \\
 & \Rightarrow^+ abc \mathbf{K} \boxed{1} \mathbf{B} d \mathbf{B} \# \boxed{2} \mathbf{B} d \mathbf{B} \# \\
 & \Rightarrow^+ abc \mathbf{K} \boxed{2} \mathbf{B} d \mathbf{B} \# \\
 & \Rightarrow^+ abc \mathbf{K} \\
 & \Rightarrow^+ abc
 \end{array}$$

The sentential forms in the derivation, that correspond to the configurations in the simulated computation of M .

□

Theorem 4.6.2, together with Theorem 4.5.3, implies the following result.

Corollary 4.6.1 The membership problem is undecidable for Type 0 grammars or, equivalently, for $\{ (G, x) \mid G \text{ is a Type 0 grammar, and } x \text{ is in } L(G) \}$.

A context-sensitive grammar is a Type 1 grammar in which each production rule has the form $\Upsilon_1 A \Upsilon_2 \rightarrow \Upsilon_1 \alpha \Upsilon_2$ for some nonterminal symbol A . Intuitively, a production rule of the form $\Upsilon_1 A \Upsilon_2 \rightarrow \Upsilon_1 \alpha \Upsilon_2$ indicates

that $A \rightarrow \alpha$ can be used only if it is within the left context of \mathcal{T}_1 and the right context of \mathcal{T}_2 . A language is said to be a *context-sensitive language*, if it can be generated by a context-sensitive grammar.

A language is context-sensitive if and only if it is a Type 1 language (Exercise 4.6.4), and if and only if it is accepted by a linear bounded automaton (Exercise 4.6.5). By definition and Theorem 3.3.1, each context-free language is also context-sensitive, but the converse is false because the non-context-free language $\{ a^i b^i c^i \mid i \geq 0 \}$ is context-sensitive. It can also be shown that each context-sensitive language is recursive (Exercise 1.4.4), and that the recursive language $L_{LBA_reject} = \{ x \mid x = x_i \text{ and } M_i \text{ does not have accepting computations on input } x_i \text{ in which at most } |x_i| \text{ locations are visited in each auxiliary work tape} \}$ is not context-sensitive (Exercise 4.5.6).

Figure 4.6.2

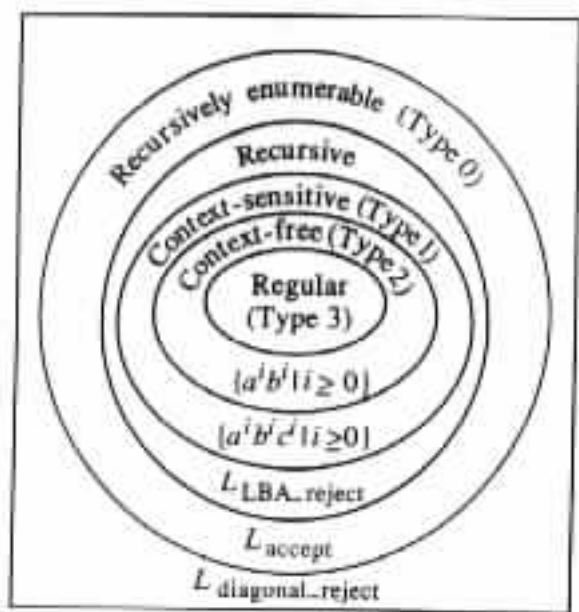


Figure 4.6.2 Hierarchy of some classes of languages. Each of the indicated languages belongs to the corresponding class but not to the class just below it in the hierarchy.

gives the hierarchy of some classes of languages. All the inclusions in the hierarchy are proper.

[\[prev\]](#) [\[prev-tail\]](#) [\[front\]](#) [\[up\]](#)

[\[next\]](#) [\[tail\]](#) [\[up\]](#)

4.7 Post's Correspondence Problem

[The Undecidability of Post's Correspondence Problem](#)

[Applications of Post's Correspondence Problem](#)

The *Post's Correspondence Problem*, or PCP for short, consists of the following domain and question.

Domain:

$\{ \langle (x_1, y_1), \dots, (x_k, y_k) \rangle \mid k \geq 1 \text{ and } x_1, \dots, x_k, y_1, \dots, y_k \text{ are strings over some alphabet. } \}$

Question:

Are there an integer $n \geq 1$ and indices i_1, \dots, i_n for the given instance $\langle (x_1, y_1), \dots, (x_k, y_k) \rangle$ such that $x_{i_1} \dots x_{i_n} = y_{i_1} \dots y_{i_n}$? Each sequence i_1, \dots, i_n that provides a yes answer is said to be a *witness* for a positive solution to the given instance of PCP.

The problem can be formulated also as a "domino" problem of the following form.

Domain:

$\{ \left(\begin{array}{|c|} \hline x_1 \\ \hline y_1 \\ \hline \end{array}, \dots, \begin{array}{|c|} \hline x_k \\ \hline y_k \\ \hline \end{array} \mid k \geq 1, \text{ and each } \begin{array}{|c|} \hline x_i \\ \hline y_i \\ \hline \end{array} \text{ is a domino card with the string } x_i \text{ on its top and the string } y_i \text{ on its bottom, } 1 \leq i \leq k. \}$

Question:

Given $k \geq 1$ piles of cards

$$\begin{array}{|c|}, \dots, \begin{array}{|c|} \hline x_1 \\ \hline y_1 \\ \hline \end{array}, \dots, \begin{array}{|c|} \hline x_k \\ \hline y_k \\ \hline \end{array}$$

with infinitely many cards in each pile, can one draw a sequence of $n \geq 1$ cards

$$\begin{array}{|c|}, \dots, \begin{array}{|c|} \hline x_{i_1} \\ \hline y_{i_1} \\ \hline \end{array}, \dots, \begin{array}{|c|} \hline x_{i_n} \\ \hline y_{i_n} \\ \hline \end{array}$$

from these piles, so that the string $x_{i_1} \dots x_{i_n}$ formed on the top of the cards will equal the string $y_{i_1} \dots y_{i_n}$ formed on the bottom?

Example 4.7.1 PCP has the solution of yes for the instance $\langle (01, 0), (110010, 0), (1, 1111), (11, 01) \rangle$ or, equivalently, for the following instance in the case of the domino problem.

$$\left(\begin{array}{|c|} \hline 01 \\ \hline 0 \\ \hline \end{array} , \begin{array}{|c|} \hline 110010 \\ \hline 0 \\ \hline \end{array} , \begin{array}{|c|} \hline 1 \\ \hline 1111 \\ \hline \end{array} , \begin{array}{|c|} \hline 11 \\ \hline 01 \\ \hline \end{array} \right)$$

The tuple $(i_1, i_2, i_3, i_4, i_5, i_6) = (1, 3, 2, 4, 4, 3)$ is a witness for a positive solution because $x_1x_3x_2x_4x_4x_3 = y_1y_3y_2y_4y_4y_3 = 01111001011111$. The positive solution has also the witnesses $(1, 3, 2, 4, 4, 3, 1, 3, 2, 4, 4, 3)$, $(1, 3, 2, 4, 4, 3, 1, 3, 2, 4, 4, 3, 1, 3, 2, 4, 4, 3)$, etc. On the other hand, the PCP has the solution no for $\langle (0, 10), (01, 1) \rangle$. \square

[The Undecidability of Post's Correspondence Problem](#)

Post's correspondence problem is very useful for showing the undecidability of many other problems by means of reducibility. Its undecidability follows from its capacity for simulating the computations of Turing machines, as exhibited indirectly in the following proof through derivations in Type 0 grammars.

Theorem 4.7.1 The PCP is an undecidable problem.

Proof By Corollary 4.6.1 the membership problem is undecidable for Type 0 grammars. Thus, it is sufficient to show how from each instance (G, w) of the membership problem for Type 0 grammars, an instance I can be constructed, such that the PCP has a positive solution at I if and only if w is in $L(G)$.

For the purpose of the proof consider any Type 0 grammar $G = \langle N, \Sigma, P, S \rangle$ and any string w in Σ^* . With no loss of generality assume that $\#, \phi$, and $\$$ are new symbols not in $N \cup \Sigma$. Then let the corresponding instance $I = \langle (x_1, y_1), \dots, (x_k, y_k) \rangle$ of PCP be of the following form.

PCP has a positive solution at I if and only if I can trace a derivation that starts at S and ends at w .

For each derivation in G of the form $S \Rightarrow \gamma_1 \Rightarrow \dots \Rightarrow \gamma_m \Rightarrow w$, the instance I has a witness (i_1, \dots, i_n) of a positive solution such that either

$$x_{i_1} \cdots x_{i_n} = y_{i_1} \cdots y_{i_n} = \phi S \# \underline{\gamma_1} \# \underline{\gamma_2} \# \underline{\gamma_3} \# \underline{\gamma_4} \cdots \underline{\gamma_m} \# \underline{w} \#$$

or

$$x_{i_1} \cdots x_{i_n} = y_{i_1} \cdots y_{i_n} = \phi S \# S \# \underline{\gamma_1} \# \underline{\gamma_2} \# \underline{\gamma_3} \# \underline{\gamma_4} \cdots \underline{\gamma_m} \# \underline{w} \# ,$$

depending on whether m is even or odd, respectively.

On the other hand, each witness (i_1, \dots, i_n) of a positive solution for PCP at I has a smallest integer $t \geq 1$ such that $x_{i_1} \dots x_{i_t} = y_{i_1} \dots y_{i_t}$. In such a case, $x_{i_1} \dots x_{i_t} = y_{i_1} \dots y_{i_t} = \phi S \# \underline{\gamma_1} \# \underline{\gamma_2} \# \underline{\gamma_3} \# \underline{\gamma_4} \dots \underline{\gamma_m} \# \underline{w} \#$ for some derivation $S \Rightarrow^* \gamma_1 \Rightarrow^* \gamma_2 \Rightarrow^* \dots \Rightarrow^* \gamma_m \Rightarrow^* w$.

The instance I consists of pairs of the following form

- a. A pair of the form $(\epsilon S \underline{\#}, \epsilon)$.
- b. A pair of the form $(\$, \underline{\# w} \$)$.
- c. A pair of the form (X, \underline{X}) , and a pair of the form (\underline{X}, X) , for each symbol X in $\Sigma \cup N \cup \{\#\}$.
- d. A pair of the form $(\underline{\beta}, \underline{\alpha})$, and a pair of the form $(\underline{\beta}, \alpha)$, for each production rule $\alpha \rightarrow \beta$ in G that satisfies $\beta \neq \epsilon$.
- e. A pair of the form $(X, \underline{X \alpha})$, and a pair of the form $(\underline{X}, X \alpha)$, for each production rule $\alpha \rightarrow \epsilon$ in G and for each X in $\Sigma \cup N \cup \{\#\}$.

The underlined symbols are introduced to allow only $(\epsilon S \underline{\#}, \epsilon)$ as a first pair, and $(\$, \underline{\# w} \$)$ as a last pair, for each witness of a positive solution. The pair $(\epsilon S \underline{\#}, \epsilon)$ in (a) is used to start the tracing of a derivation at S . The pair $(\$, \underline{\# w} \$)$ in (b) is used to end the tracing of a derivation at w .

The other pairs are used to force the tracing to go from each given sentential form \mathcal{T} to a sentential form \mathcal{T}' , such that $\mathcal{T} \Rightarrow^* \mathcal{T}'$. The tracing is possible because each of the pairs (x_i, y_i) is defined so that y_i provides a "window" into \mathcal{T} , whereas x_i provides an appropriate replacement for y_i in \mathcal{T}' .

The pairs of the form (X, \underline{X}) and (\underline{X}, X) in (c) are used for copying substrings from \mathcal{T} to \mathcal{T}' . The pairs of the form $(\underline{\beta}, \underline{\alpha})$ and $(\underline{\beta}, \alpha)$, $\beta \neq \epsilon$, in (d) are used for replacing substrings α in \mathcal{T} by substrings β in \mathcal{T}' . The pairs of the form $(X, \underline{X \alpha})$ and $(\underline{X}, X \alpha)$ in (e) are used for replacing substrings α in \mathcal{T} by the empty string ϵ in \mathcal{T}' .

The window is provided because for each $1 \leq i_1, \dots, i_j \leq k$, the strings $x = x_{i_1} \dots x_{i_j}$ and $y = y_{i_1} \dots y_{i_j}$ satisfy the following properties.

- a. If x is a prefix of y , then $x = y$. Otherwise there would have been a least l such that $x_{i_1} \dots x_{i_l}$ is a proper prefix of $y_{i_1} \dots y_{i_l}$. In which case (x_{i_l}, y_{i_l}) would be equal to (v, uvv') for some nonempty strings v and v' . However, by definition, no pair of such a form exists in I .
- b. If y is a proper prefix of x , then the sum of the number of appearances of the symbols $\#$ and $\underline{\#}$ in x is equal to one plus the sum of the number of appearances of $\#$ and $\underline{\#}$ in y . Otherwise, there would be a least $l > 1$ for which $x_{i_1} \dots x_{i_l}$ and $y_{i_1} \dots y_{i_l}$ do not satisfy the property. In such a case, because of the minimality of l , x_{i_l} and y_{i_l} would have to differ in the number of $\#$ and $\underline{\#}$ they contain. That is, by definition of I , (x_{i_l}, y_{i_l}) would have to equal either $(\$, \underline{\# w} \$)$ or $(\epsilon \underline{S \#}, \epsilon)$. However, $(\$, \underline{\# w} \$)$ is an impossible choice because it implies that $x_{i_1} \dots x_{i_l} = y_{i_1} \dots y_{i_l}$, and $(\epsilon \underline{S \#}, \epsilon)$ is an impossible choice because it implies that $x_{i_1} \dots x_{i_{l-1}} = y_{i_1} \dots y_{i_{l-1}}$ (and hence that the property holds).

The correctness of the construction can be shown by induction on the number of production rules used in the derivation under consideration or, equivalently, on the number of pairs of type (d) and (e) used in the given witness for a positive solution. \square

Example 4.7.2 If G is a grammar whose set of production rules is $\{S \rightarrow aSaSaS, aS \rightarrow \epsilon\}$, then the instance of the PCP that corresponds to (G, ϵ) as determined by the proof of Theorem 4.7.1, is $\langle (\phi S \#^{\#}, \phi), (\underline{aSaSaS}, S), (\underline{\#}, \#aS), (\#, \#^{\#}aS), (\underline{a}, aaS), (a, \underline{aaS}), (\underline{S}, SaS), (S, \underline{SaS}), (\#, \#^{\#}), (\#^{\#}, \#), (a, \underline{a}), (\underline{a}, a), (S, \underline{S}), (\underline{S}, S), (\$, \#^{\#}\$) \rangle$.

The instance has a positive solution with a witness that corresponds to the arrangement in Figure 4.7.1.

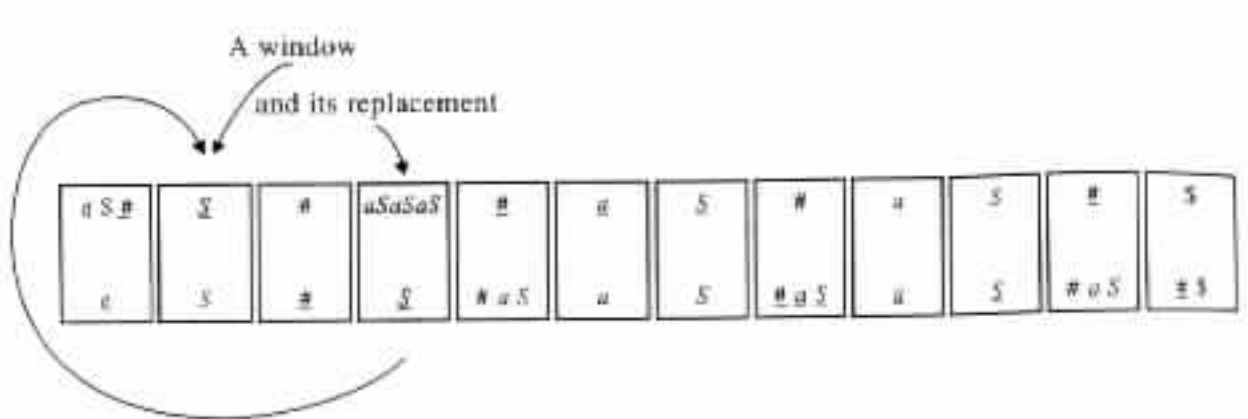


Figure 4.7.1 An arrangement of PCP cards for describing a derivation for ϵ , in the grammar that consists of the production rules $S \rightarrow aSaSaS$ and $aS \rightarrow \epsilon$.

The witness also corresponds to the derivation $S \Rightarrow^* S \Rightarrow aSaSaS \Rightarrow aSaS \Rightarrow aS \Rightarrow \epsilon$ in G . \square

[Applications of Post's Correspondence Problem](#)

The following corollary exhibits how Post's correspondence problem can be used to show the undecidability of some other problems by means of reducibility.

Corollary 4.7.1 The equivalence problem is undecidable for finite-state transducers.

Proof Consider any instance $\langle (x_1, y_1), \dots, (x_k, y_k) \rangle$ of PCP. Let Δ be the minimal alphabet such that $x_1, \dots, x_k, y_1, \dots, y_k$ are all in Δ^* . With no loss of generality assume that $\Sigma = \{1, \dots, k\}$ is an alphabet.

Let $M_1 = \langle Q_1, \Sigma, \Delta, \delta_1, q_0, F_1 \rangle$ be a finite-state transducer that computes the relation $\Sigma^* \times \Delta^*$, that is, a finite-state transducer that accepts all inputs over Σ , and on each such input can output any string over Δ .

Let $M_2 = \langle Q_2, \Sigma, \Delta, \delta_2, q_0, F_2 \rangle$ be a finite-state transducer that on input $i_1 \dots i_n$ outputs some w such that either $w \neq x_{i_1} \dots x_{i_n}$ or $w \neq y_{i_1} \dots y_{i_n}$. Thus, M_2 on input $i_1 \dots i_n$ can output any string in Δ^* if $x_{i_1} \dots x_{i_n} \neq y_{i_1} \dots y_{i_n}$. On the other hand, if $x_{i_1} \dots x_{i_n} = y_{i_1} \dots y_{i_n}$, then M_2 on such an input $i_1 \dots i_n$ can output any string in Δ^* , except for $x_{i_1} \dots x_{i_n}$.

It follows that M_1 is equivalent to M_2 if and only if the PCP has a negative answer at the given instance $\langle (x_1, y_1), \dots, (x_k, y_k) \rangle$. \square

Example 4.7.3 Consider the instance $\langle (x_1, y_1), (x_2, y_2) \rangle = \langle (0, 10), (01, 1) \rangle$ of PCP. Using the terminology in the proof of Corollary 4.7.1, $\Delta = \{0, 1\}$ and $\Sigma = \{1, 2\}$. The finite-state transducer M_1 can be as in Figure 4.7.2(a),

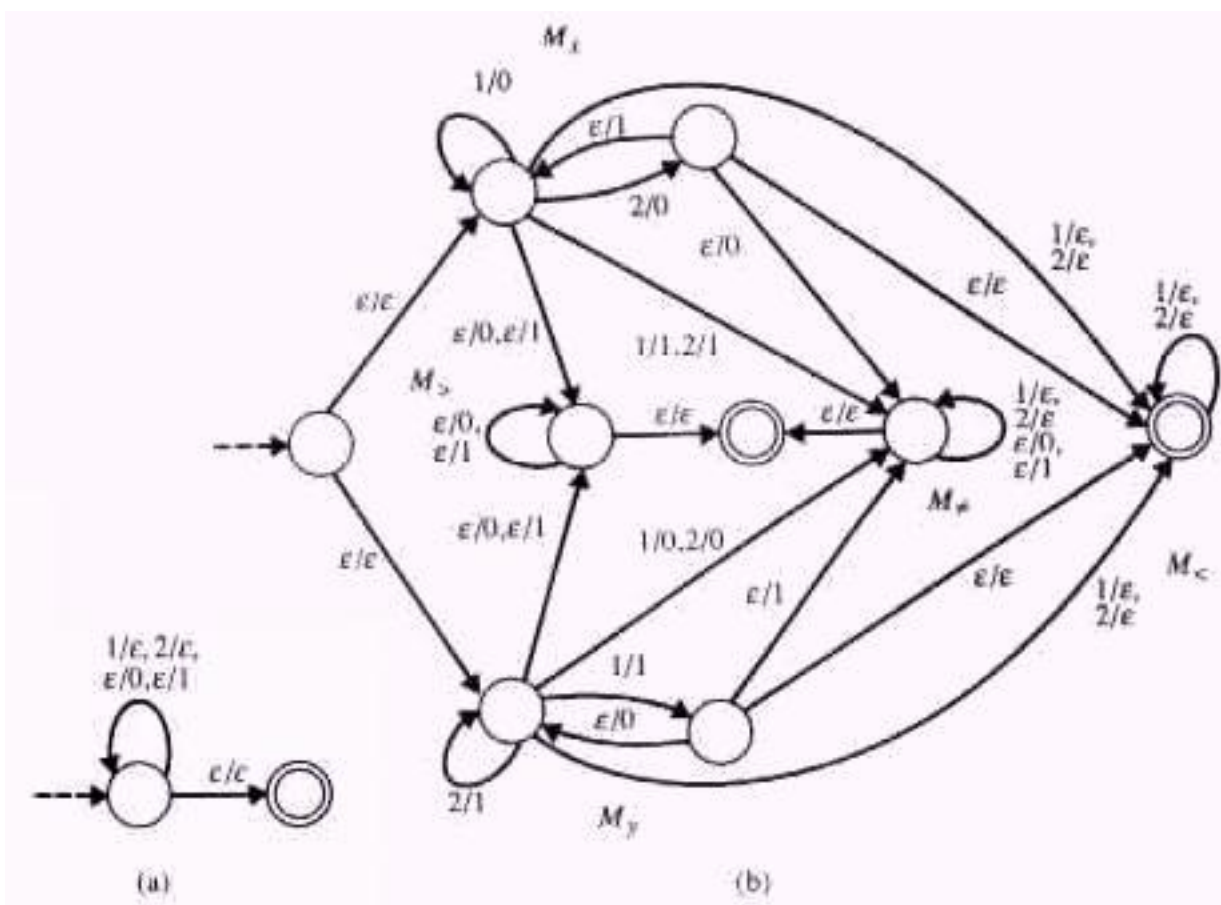


Figure 4.7.2 The finite-state transducer in (a) is equivalent to the finite-state transducer in (b) if and only if the PCP has a positive solution at $\langle (0, 10), (01, 1) \rangle$.

and the finite-state transducer M_2 can be as in Figure 4.7.2(b).

M_2 on a given input $i_1 \dots i_n$ nondeterministically chooses between its components M_x and M_y . In M_x it outputs a prefix of $x_{i_1} \dots x_{i_n}$, and in M_y it outputs a prefix of $y_{i_1} \dots y_{i_n}$. Then M_2 nondeterministically switches to $M_{>}$, $M_{<}$, or M_{\neq} .

M_2 switches from M_x to $M_{>}$ to obtain an output that has $x_{i_1} \dots x_{i_n}$ as a proper prefix. M_2 switches from M_x to $M_{<}$ to obtain an output that is proper prefix of $x_{i_1} \dots x_{i_n}$. M_2 switches from M_x to M_{\neq} to obtain an output that differs from $x_{i_1} \dots x_{i_n}$ within the first $|x_{i_1} \dots x_{i_n}|$ symbols.

M_2 switches from M_y to $M_{>}$, $M_{<}$, M_{\neq} for similar reasons, respectively. \square

The following corollary has a proof similar to that given for the previous one.

Corollary 4.7.2 The equivalence problem is undecidable for pushdown automata.

Proof Consider any instance $\langle (x_1, y_1), \dots, (x_k, y_k) \rangle$ of PCP. Let Σ_1 be the minimal alphabet such that $x_1, \dots, x_k, y_1, \dots, y_k$ are all in Σ_1^* . With no loss of generality assume that $\Sigma_2 = \{1, \dots, k\}$ is an alphabet, that Σ_1 and Σ_2 are mutually disjoint, and that Z_0 is a new symbol not in Σ_1 .

Let $M_1 = \langle Q_1, \Sigma_1 \cup \Sigma_2, \Sigma_1 \cup Z_0, \delta_1, q_0, Z_0, F_1 \rangle$ be a pushdown automaton that accepts all the strings in $(\Sigma_1 \cup \Sigma_2)^*$. (In fact, M_1 can also be a finite-state automaton.)

Let $M_2 = \langle Q_2, \Sigma_1 \cup \Sigma_2, \Sigma_1 \cup Z_0, \delta_2, q_0, Z_0, F_2 \rangle$ be a pushdown automaton that accepts an input w if and only if it is of the form $i_n \dots i_1 u$, for some $i_1 \dots i_n$ in Σ_1^* and some u in Σ_2^* , such that either $u \neq x_{i_1} \dots x_{i_n}$ or $u \neq y_{i_1} \dots y_{i_n}$.

It follows that M_1 and M_2 are equivalent if and only if the PCP has a negative answer at the given instance. \square

The pushdown automaton M_2 in the proof of Corollary 4.7.2 can be constructed to halt on a given input if and only if it accepts the input. The constructed pushdown automaton halts on all inputs if and only if the PCP has a negative solution at the given instance. Hence, the following corollary is also implied from the undecidability of PCP.

Corollary 4.7.3 The uniform halting problem is undecidable for pushdown automata.

PCP is a partially decidable problem because given an instance $\langle (x_1, y_1), \dots, (x_k, y_k) \rangle$ of the problem one can search exhaustively for a witness of a positive solution, for example, in $\{1, \dots, k\}^*$ in canonical order. With such an algorithm a witness will eventually be found if the instance has a positive solution. Alternatively, if the instance has a negative solution, then the search will never terminate.

[\[next\]](#) [\[front\]](#) [\[up\]](#)

[\[next\]](#) [\[prev\]](#) [\[prev-tail\]](#) [\[tail\]](#) [\[up\]](#)

Exercises

4.1.1

Let M be the Turing transducer whose transition diagram is given in Figure [4.1.3](#). Give the sequence of moves between configurations that M has on input baba.

4.1.2

For each of the following relations construct a Turing transducer that computes the relation.

- $\{ (a^i b^i c^i, d^i) \mid i \geq 0 \}$
- $\{ (x, d^i) \mid x \text{ is in } \{a, b, c\}^* \text{ and } i = (\text{the number of a's in } x) = (\text{the number of b's in } x) = (\text{the number of c's in } x) \}$
- $\{ (x, d^i) \mid x \text{ is in } \{a, b, c\}^* \text{ and } i = \min(\text{number of a's in } x, \text{ number of b's in } x, \text{ number of c's in } x) \}$
- $\{ (xx^{\text{rev}}y, a^i) \mid x \text{ and } y \text{ are in } \{a, b\}^*, \text{ and } i = (\text{number of a's in } x) = (\text{number of a's in } y) \}$
- $\{ (a^i, b^j) \mid j \geq i^2 \}$

4.1.3

For each of the following languages construct a Turing machine that recognizes the language.

- $\{ xyx \mid x \text{ and } y \text{ are in } \{a, b\}^* \text{ and } |x| \geq 1 \}$
- $\{ xy \mid xy \text{ is in } \{a, b, c\}^*, |x| = |y|, \text{ and } (\text{the number of a's in } x) = (\text{the number of a's in } y) \}$
- $\{ xy \mid xy \text{ is in } \{a, b, c\}^*, |x| = |y|, \text{ and } (\text{the number of a's in } x) \neq (\text{the number of a's in } y) \}$
- $\{ a^i x b^i \mid x \text{ is in } \{a, b\}^*, \text{ and } i = (\text{the number of a's in } x) = (\text{the number of b's in } x) \}$
- $\{ a^i b^i c^j d^j \mid i \neq j \}$
- $\{ aba^2 b^2 a^3 b^3 \dots a^n b^n \mid n \geq 0 \}$

4.1.4

Show that the relations computable by Turing transducers are closed under the following operations .

- Union.
- Intersection.
- Reversal, that is, the operation that for a given relation R provides the relation $\{ (x^{\text{rev}}, y^{\text{rev}}) \mid (x, y) \text{ is in } R \}$.

4.1.5

Show that recursive languages are closed under complementation. (The result does not carry over to recursively enumerable languages because the language $L_{\text{diagonal_reject}}$, as defined in Section 4.5, is not a recursively enumerable language, whereas its complementation is.)

4.1.6

Show that each linear bounded automaton has an equivalent linear bounded automaton that halts on all inputs.

4.1.7

Show that each Turing transducer has an equivalent three-states Turing transducer.

4.2.1

Redo Example [4.2.1](#) for the case that P has the instructions of Figure [4.E.1](#).

```
do
    y := y + 1
or
    if x = y then
        if eof then accept
    read x
    write x
until false
```

Figure 4.E.1

4.2.2

Find the values of $\delta_{\text{state}}(q_2, \phi, B, B)$, $\delta_{c_1}(q_2, \phi, B, B)$, $\delta_{c_2}(q_2, \phi, B, B)$, $\delta_{d_0}(q_2, \phi, B, B)$, $\delta_{d_1}(q_2, \phi, B, B)$, $\delta_{d_2}(q_2, \phi, B, B)$, and $\delta_P(q_2, \phi, B, B)$ in Figure [4.2.5\(b\)](#) for the case that M is the deterministic Turing transducer in Figure [4.1.6](#).

4.2.3

Find the values of $\delta_{\text{tran}}(q_2, a, B, q_2, 0, B, +1, \epsilon)$ and $\delta_{\text{tran}}(q_3, a, b, q_3, +1, a, +1, \epsilon)$ in Figure [4.2.5\(c\)](#) for the case that M is the nondeterministic Turing transducer in Figure [4.1.3](#).

4.2.4

For each of the following cases determine the value of the corresponding item according to Example [4.2.4](#).

- The natural number that represents the string BBBccc.
- The string represented by the natural number 21344.

4.3.1

Find the transition diagram of M_2 in Example [4.3.1](#) for the case that M_1 is the Turing transducer of Figure [4.E.2](#).

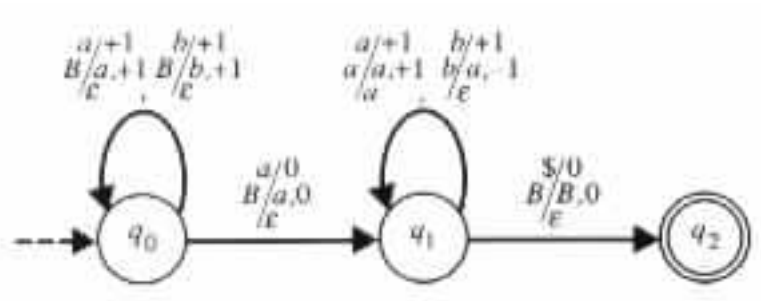


Figure 4.E.2

4.3.2

Show that each deterministic, two auxiliary-work-tape Turing transducer M_1 has an equivalent deterministic, one auxiliary-work-tape Turing transducer M_2 .

4.4.1

Find a standard binary representation for the Turing transducer whose transition diagram is given in Figure [4.E.2](#).

4.4.2

Let M be a Turing transducer whose standard binary representation is the string $01^40101^201^4001^201^401^401^400101^201^5001^301^4001^200101^301^401^401^301^401^401^200101^301^301^401^401^3001^301^401$.

- How many accepting states does M have?
- How many transition rules does M have?
- How many transition rules of M provide a nonempty output?
- How many auxiliary work tapes does M have?

4.4.3

For each of the following strings either give a Turing transducer whose standard binary representation is equal to the string, or justify why the string is not a standard binary representation of any Turing transducer.

- $01101011000110111101101111$
- $01^40101^201^4001^201^401^401^401^40101^201^5001^301^3001^200101^301^501^401^201^4001^300101^201^3001^401^3001^3001$
- $01^40101^201^4001^201^401^401^401^40101^201^5001^301^3001^200101^301^501^301^201^4001^300101^201^3001^401^301^3001$

4.5.1

Discuss the appropriateness of the following languages as a replacement for the language $L_{\text{diagonal_reject}}$ in the proof of Theorem [4.5.1](#).

- $\{ x \mid x = x_i, \text{ and } M_{i+2} \text{ does not accept } x_i \}$.
- $\{ x \mid x = x_i, \text{ and } M_{\lceil i/2 \rceil} \text{ does not accept } x_i \}$.

c. $\{ x \mid x = x_i, \text{ and either } M_{2i-1} \text{ does not accept } x_i \text{ or } M_{2i} \text{ does not accept } x_i \}$.

4.5.2

The proof of Theorem 4.5.1 uses the diagonal of the table T_{accept} to find the language $L_{\text{diagonal_reject}}$ that is accepted by no Turing machine. Show that besides the diagonal, there are infinitely many other ways to derive a language from T_{accept} that is accepted by no Turing machine.

4.5.3

Use a proof by diagonalization to show that there is an undecidable membership problem for a unary language.

4.5.4

What is M_{∞} in the proof of Theorem 4.5.5 if M is the Turing machine given in Figure 4.E.3?

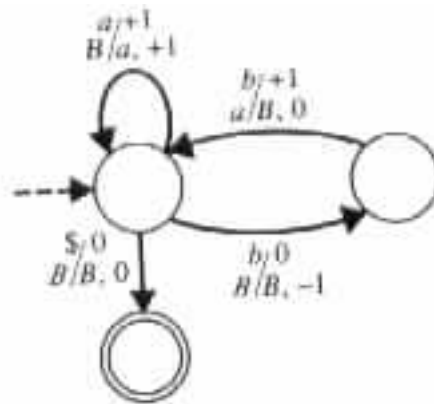


Figure 4.E.3

4.5.5

Find a Turing machine M_x that satisfies the conditions in the proof of Theorem 4.5.6 if M is the Turing machine in Figure 4.E.3 and $x = abb$.

4.5.6

Show that no linear bounded automaton can accept $L_{\text{LBA_reject}} = \{ x \mid x = x_i \text{ and } M_i \text{ does not have an accepting computation on input } x_i \text{ in which at most } |x_i| \text{ locations are visited in each auxiliary work tape } \}$.

4.5.7

Use the undecidability of the membership problem for Turing machines to show the undecidability of the following problems for Turing machines.

a. The problem defined by the following domain and question.

Domain:

$\{ (M, x, p) \mid M \text{ is a Turing machine, } p \text{ is a state of } M, \text{ and } x \text{ is an input for } M \}$.

Question:

Does M reach state p on input x , for the given instance (M, x, p) ?

- b. Empty-word membership problem.
- c. Uniform halting problem.
- d. Emptiness problem.
- e. Equivalence problem.

If the Turing machine M is as in Figure 4.5.6(a) and $x = ababc$, then what is the corresponding instance implied by your reduction for each of the problems in (a) through (e)?

4.5.8

Show that the nonacceptance problem for Turing machines is not partially decidable.

4.6.1

Let G be the grammar whose production rules are listed below.

$$\begin{aligned}
 S &\rightarrow \alpha S S b \\
 &\rightarrow \epsilon \\
 \alpha b S &\rightarrow b S \alpha S
 \end{aligned}$$

Find a Turing machine M_G , in accordance with the proof of Theorem 4.6.1, that accepts $L(G)$.

4.6.2

Let M be the Turing machine whose transition diagram is given in Figure 4.E.4.

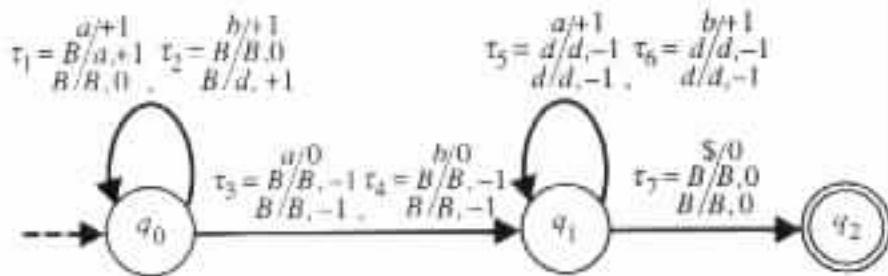


Figure 4.E.4

Use the construction in the proof of Theorem 4.6.2 to obtain a grammar that generates $L(M)$.

4.6.3

For each of the following languages find a context-sensitive grammar that generates the language.

- a. $\{ a^i b^i c^i \mid i \geq 0 \}$
- b. $\{ a^i b^j c^i d^j \mid i \neq j \}$
- c. $\{ xx \mid x \text{ is in } \{a, b\}^* \}$

4.6.4

Show that a language is Type 1 if and only if it is a context-sensitive language.

4.6.5

Show, by refining the proofs of Theorem 4.6.1 and Theorem 4.6.2, that a language is Type 1 if and only if it is accepted by a linear bounded automaton.

4.7.1

Solve the PCP problem for each of the following instances (and justify your solutions).

- a. $\langle (1^{15}, 1^3), (1^{17}, 1^8), (1^{12}, 1^{29}) \rangle$
- b. $\langle (1, 10), (10, 01), (0, 011), (100, 01) \rangle$
- c. $\langle (0100, 01), (10, 0), (1, 10) \rangle$

4.7.2

Show that PCP is decidable when the strings are over a unary alphabet.

4.7.3

Let G be the grammar whose production rules are

$$\begin{aligned} S &\rightarrow \alpha S S \alpha \\ &\rightarrow S b \\ &\rightarrow \epsilon \end{aligned}$$

Find the instance of PCP that corresponds to the instance (G, aba) , as determined by the proof of Theorem [4.7.1](#).

4.7.4

Find the finite-state transducers M_1 and M_2 in the proof of Corollary [4.7.1](#) for the instance $\langle (ab, a), (a, ba) \rangle$ of PCP.

4.7.5

Find the pushdown automata M_1 and M_2 in the proof of Corollary [4.7.2](#) for the instance $\langle (ab, a), (a, ba) \rangle$ of PCP.

4.7.6

Show, by reduction from PCP, that the ambiguity problem is undecidable for finite-state transducers and for pushdown automata.

[\[next\]](#) [\[prev\]](#) [\[prev-tail\]](#) [\[front\]](#) [\[up\]](#)

[\[prev\]](#) [\[prev-tail\]](#) [\[tail\]](#) [\[up\]](#)

[Bibliographic Notes](#)

Deterministic Turing machines with a single read-write tape, and universal Turing machines were introduced by [Turing](#) (1936) for modeling the concept of effective procedures. Church's thesis was proposed independently by [Church](#) (1936) and [Turing](#) (1936).

The equivalence of nondeterministic and deterministic Turing machines was noticed in [Evey](#) (1963). The undecidability of the membership problem for Turing machines is due to [Turing](#) (1936). [Chomsky](#) (1959) showed that the class of languages that Turing machines accept is the Type 0 languages.

[Myhill](#) (1960) identified the deterministic linear bounded automata. [Chomsky](#) (1959) introduced the context-sensitive grammars. [Kuroda](#) (1964) introduced the Type 1 grammars and the nondeterministic linear bounded automata, and showed their equivalency to the class of context-sensitive grammars. [Landweber](#) (1963) showed that there are languages that cannot be accepted by any deterministic linear bounded automaton but that can be accepted by a linear bounded automaton.

[Post](#) (1946) showed that PCP is an undecidable problem. The undecidability of the equivalence problem for finite-state transducers is due to [Griffiths](#) (1968). The undecidability of the equivalence problem for context-free languages, and the undecidability of the problem of determining for any given context-free language whether it is regular, are due to Bar-[Hillel](#) , [Perles](#) , and [Shamir](#) (1961). The undecidability of the ambiguity problem for context-free languages is due to [Chomsky](#) and [Schutzenberger](#) (1963).

Further coverage for the above topics can be found in [Hopcroft](#) and [Ullman](#) (1979).

[\[prev\]](#) [\[prev-tail\]](#) [\[front\]](#) [\[up\]](#)

[\[next\]](#) [\[prev\]](#) [\[prev-tail\]](#) [\[tail\]](#) [\[up\]](#)

Chapter 5 RESOURCE-BOUNDED COMPUTATION

So far, when considering programs and problems, we assumed there was no bound to the amount of resources (such as time and space) allowed during computations. This assumption enabled us to examine some useful questions about programs and problems. For instance, we discussed problems that cannot be solved by any program, regardless of the amount of resources available. Moreover, we explored the development of approaches for identifying unsolvable problems. However, our study provided no hint about the feasibility of solving those problems that are solvable.

A natural outgrowth of the study of unrestricted computations is the examination of resource-bounded computations. This chapter aims at such a study, and in many cases it turns out to be simply a refinement of the study conducted in Chapter 4.

The first section of this chapter introduces the models of random access machines as abstractions for computers. It also introduces the notions of time and space for random access machines and Turing transducers, and relates the resource requirements of these different models. The second section shows the existence of a hierarchy of problems; as established by the time required for their solutions. In addition, Section 2 argues about the feasibility of "polynomial time" computations, the infeasibility of "exponential time" computations, and the importance of the "easiest" hard problems. The third and fourth sections consider the place of "nondeterministic polynomial" time in the hierarchy, and propose some "easiest" hard problems. The fifth section considers space-bounded computations. And the sixth section deals with the hardest problems among those problems that can be solved in polynomial time.

[5.1 Time and Space](#)

[5.2 A Time Hierarchy](#)

[5.3 Nondeterministic Polynomial Time](#)

[5.4 More NP-Complete Problems](#)

[5.5 Polynomial Space](#)

[5.6 P-Complete Problems](#)

[Exercises](#)

[Bibliographic Notes](#)

[\[next\]](#) [\[prev\]](#) [\[prev-tail\]](#) [\[front\]](#) [\[up\]](#)

[\[next\]](#) [\[tail\]](#) [\[up\]](#)

5.1 Time and Space

[Random Access Machines](#)

[Time and Space on Turing Transducers](#)

[Complexity of Problems](#)

[Complexity Classes](#)

[Time and Space on Universal Turing Transducers](#)

The time and space requirements of a given program depend on the program itself and on the agent executing it.

Each agent has its own sets of primitive data items and primitive operations. Each primitive data item of a given agent requires some fixed amount of memory space. Similarly, each primitive operation requires some fixed amount of execution time.

Moreover, each pair of agents that execute the same program are relatively primitive. That is, each primitive data item of one agent can be represented by some fixed number of primitive data items of the other agent. Similarly, each primitive operation of one agent can be simulated by some fixed number of primitive operations of the other agent.

When executing a given program, an agent represents the elements the program processes with its own primitive data items. Similarly, the agent simulates with its own primitive operations the instructions the program uses.

As a result, each computation of a given program requires some c_1s space and some c_2t time, where s and t depend only on the program and c_1 and c_2 depend only on the agent. c_1 represents the packing power of the agent; c_2 represents the speed of the agent and the simulation power of its operations.

Since different agents differ in their implied constants c_1 and c_2 , and since the study of computation aims at the development of a general theory, then one can, with no loss of generality, restrict the study of time and space to behavioral analyses. That is, to analyses in which the required accuracy is only up to some linear factor from the time and memory requirements of the actual agents. Such analyses can be carried out by employing models of computing machines, such as the random access machines and Turing transducers used here.

[Random Access Machines](#)

In general, programs are written for execution on computers. Consequently, abstractions of computers

are of central interest when considering the resources that programs require. A conventional computer can be viewed as having an input tape, an output tape, a fixed program, and a memory (see Figure 5.1.1).

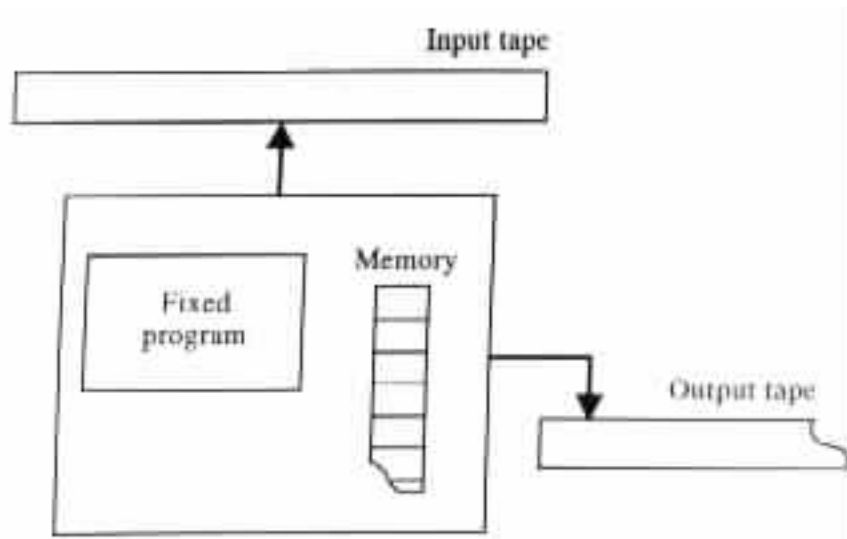


Figure 5.1.1 The structure of a computer.

The input and output tapes are one-way sequential tapes used for holding the input values and the output values, respectively. The memory consists of cells that can be accessed in any order. Each cell can hold values from a domain that has a binary representation. The number of cells can be assumed to be unbounded, because of the availability of giant memories for computers. Similarly, because of the large variety of values that can be stored in each cell, the size of each cell can be assumed to be unbounded. The fixed program can consist of any "standard" kind of deterministic instructions (e.g., read, write, add, subtract, goto).

Such abstract computers are called *random access machines*, or simply RAM's. In what follows, RAM's will be identified with deterministic programs of similar characteristics. In particular, the programs will be assumed to have domains of variables that are equal to the set of natural numbers, and variables that can be viewed as one-dimensional arrays. Each entry $A(l)$ of an array A will be assumed to be accessed through an indexing operator whose parameters are A and l .

Example 5.1.1 The RAM in Figure 5.1.2


```

read K
for i := 1 up to K do read A(i)
for i := 2 up to K do
    for j := i down to 2 do
        if A(j) < A(j - 1) then A(j)  $\leftrightarrow$  A(j - 1)
for i := 1 up to K do write A(i)

```

Figure 5.1.2 A RAM that sorts any given set of numbers.

sorts any given set of natural numbers. It is represented by a deterministic program of free format and employs the variables i , j , K , and A .

The RAM reads into K the cardinality N of the set to be sorted, and into $A(1), \dots, A(N)$ the N elements to be sorted. Then the RAM sorts the set incrementally, starting with the trivially sorted subset that consists only of the element in $A(1)$. At each stage the element in the next entry $A(i)$ of A is added to the sorted subset and placed in its appropriate position. \square

In the case of RAM's there are two common kinds of cost criteria for the space and time analyses: the logarithmic and the uniform cost criteria.

Under the *logarithmic cost criterion* the following assumptions are made. The primitive data items are the bits in the binary representations of the natural numbers being used. The primitive operations are the bit operations needed for executing the instructions of the RAM's. The memory needed in a computation of a given RAM is equal to that required by the entries of the variables. The memory required by a given entry of a variable, in turn, is equal to the length of the binary representation of the largest value v being stored in it, that is, to $\lceil \log(v + 1) \rceil$ if $v \neq 0$ and to 1 if $v = 0$. The time needed by the computation is equal to the number of bit operations needed for executing the instructions.

The *uniform cost criterion* is a degeneration of the logarithmic cost criterion in which the following assumptions are made. Each value is a primitive data item, the memory required by a given variable is equal to the number of entries in the array that it represents, the memory required by a RAM is equal to the total memory required by its variables, and the time required by a RAM is equal to the number of instructions being executed.

Example 5.1.2 Consider the RAM of Example 5.1.1 (see Figure 5.1.2). On input N, v_1, \dots, v_N the RAM requires 1 unit of space for K , one unit for i , one for j , and N units for A , under the uniform cost criterion. On the other hand, under the logarithmic cost criterion, the RAM requires $\lceil \log N \rceil$ units of space for K , $\lceil \log N \rceil$ units for i , $\lceil \log N \rceil$ for j , and $N \max(\lceil \log v_1 \rceil, \dots, \lceil \log v_N \rceil)$ units of space for A . (In

this example $\lceil \log \alpha \rceil$ is assumed to equal $\lceil \log (\alpha + 1) \rceil$ if $\alpha \neq 0$ and to equal 1 if $\alpha = 0$.)

The **read** K instruction takes one unit of time under the uniform cost criterion, and $\lceil \log N \rceil$ units under the logarithmic cost criterion.

If i holds the value 1 then the instruction **read** $A(i)$ takes 2 units of time under the uniform cost criterion: one unit for accessing the value 1 of i , and one unit for accessing the value of $A(1)$. Under the logarithmic cost criterion the instruction requires $\lceil \log 1 \rceil + \lceil \log v_1 \rceil$ units of time. Similarly, in such a case the instruction **write** $A(i)$ takes 2 units of time under the uniform cost criterion, and $\lceil \log 1 \rceil + \lceil \log (\text{the } l\text{th smallest value in } \{v_1, \dots, v_N\}) \rceil$ units under the logarithmic cost criterion.

The code segments **for** $i := 1$ **up to** K **do read** $A(i)$ and **for** $i := 1$ **up to** K **do write** $A(i)$ take time that is linear in N under the uniform cost criterion, and that is linear in $(1 + \log v_1) + (\log 2 + \log v_2) + \dots + (\log N + \log v_N) \leq N \log N + \log (v_1 \dots v_N)$ under the logarithmic cost criterion.

The RAM requires space that is linear in N under the uniform cost criterion, and linear in $N \log m$ under the logarithmic cost criterion. m denotes the largest value in the input. The RAM requires time that is linear in N^2 under the uniform cost criterion, and linear in $N^2 \log m$ under the logarithmic cost criterion. \square

In general, both the time and the space required for finding a solution to a problem at a given instance increase with the length of the representation of the instance. Consequently, the time and space requirements of computing machines are specified by functions of the length of the inputs.

In what follows, n will be used for denoting the length of the instances in question.

Example 5.1.3 A natural number greater than 1 and divisible only by 1 and itself, is called a *prime number*. The *primality problem* asks for any given positive integer number m whether it is prime. The RAM in Figure [5.1.3](#),

```
read x
if x < 2 then halt with answer no
if x = 2 then halt with answer yes
y :=  $\lceil \sqrt{x} \rceil$ 
do
    if x is divisible by y then halt with answer no
    y := y - 1
until y = 1
halt with answer yes
```

Figure 5.1.3 A RAM that solves the primality problem.

represented by a deterministic program in free format, solves the primality problem using a brute-force approach.

An input m can be given to the RAM in a unary or binary representation, whereas the variables can hold their values only in binary. A unary representation for m has length $n = m$, and a binary representation for m has length $n = \lceil \log(m + 1) \rceil$ if $m \neq 0$ and length $n = 1$ if $m = 0$.

With a unary representation for a given instance m of the problem, under the uniform cost criterion, the RAM requires a constant space, and time linear in n . On the other hand, under the logarithmic cost criterion, the RAM requires space linear in $\log n$ and time linear in $n(\log n)^k$ for some $k > 0$. A linear time in n is required for reading the input m and storing it in binary (see Exercise [5.1.2](#)), and a polynomial time in $\log n$ is required for checking the divisibility of m by an integer i , where $2 \leq i \leq \sqrt{m}$.

With a binary representation for a given instance m of the problem, the RAM requires a constant space under the uniform cost criterion, and space linear in n under the logarithmic cost criterion. But the algorithm requires time polynomial in m , or in 2^n , under both the uniform and logarithmic cost criteria. \square

[Time and Space on Turing Transducers](#)

In the case of Turing transducers we assume the following. The transition rules are the primitive operations, and the characters of the alphabets are the primitive data items. Each move takes one unit of time, and the time a computation takes is equal to the number of moves made during the computation. The space that a computation requires is equal to the number of locations visited in the auxiliary work tape, which has the maximal such number. (A possible alternative for the space measurement could be the sum of the number of locations visited over all the auxiliary work tapes. However, since the number of auxiliary work tapes is fixed for a given Turing transducer, and since constant factors are ignored in

the analyses performed here, we use the traditional definition.)

A Turing transducer M is said to be a $T(n)$ *time-bounded Turing transducer*, or of *time complexity* $T(n)$, if all the possible computations of M on each input x of length n take no more than $T(n)$ time. M is said to be *polynomially time-bounded*, or of *polynomial time complexity*, if $T(n)$ is a polynomial in n . The Turing transducer M is said to be an $S(n)$ *space-bounded Turing transducer*, or of *space complexity* $S(n)$, if all the possible computations of M on each input x of length n take no more than $S(n)$ space. M is said to be *polynomially space-bounded*, or of *polynomial space complexity*, if $S(n)$ is a polynomial in n . M is said to be *logspace-bounded*, or of *logspace complexity*, if $S(n) = c \log n$ for some constant c . Similar definitions also hold for Turing machines, RAM's, and other classes of computing machines.

The following statement adds a refinement to Church's thesis. As in the case of the original thesis, the refinement cannot be proved to be correct. However, here too one can intuitively be convinced of the correctness of the statement, by showing the existence of translations between the different classes of models of computation under which the result is invariant. The translations between RAM's and deterministic Turing transducers can be similar to those exhibited in Section 4.2.

The Sequential Computation Thesis A function is computable (or, respectively, partially computable) by an algorithm A only if it is computable (or, respectively, partially computable) by a deterministic Turing transducer that satisfies the following conditions: A on a given input has a computation that takes $T(n)$ time and $S(n)$ space only if on such an input the Turing transducer has a computation that takes $p(T(n))$ time and $p(S(n))$ space, where $p()$ is some fixed polynomial not dependent on the input.

[Complexity of Problems](#)

With no loss of generality, in what follows it is assumed that a time-bound $T(n)$ is equal to $\max(n, \lceil T(n) \rceil)$, that is, is equal to at least the time needed to read all the input. In addition, a space-bound $S(n)$ is assumed to equal $\max(1, \lceil S(n) \rceil)$. $\log 0$ is assumed to equal 1. $f(n)$ is assumed to equal $\lceil f(n) \rceil$ for all the other functions $f(n)$.

The *big O notation* $f(n) = O(g(n))$ will be used for specifying that there exist a constant $c > 0$ and n_0 such that $f(n) \leq cg(n)$ for all $n \geq n_0$. In such a case, $f(n)$ will be said to be *of order* $g(n)$.

A problem will be said to be of *time complexity* $T(n)$ if it is solvable by a $T(n)$ time-bounded, deterministic Turing transducer. The problem will be said to be of *nondeterministic time complexity* $T(n)$ if it is solvable by a $T(n)$ time-bounded Turing transducer. The problem will be said to be of *space complexity* $S(n)$ if it is solvable by an $S(n)$ space-bounded, deterministic Turing transducer. The problem will be said to be of *nondeterministic space complexity* $S(n)$ if it is solvable by an $S(n)$ space-bounded Turing transducer.

Similarly, a language will be said to be of *time complexity* $T(n)$ if it is accepted by a $T(n)$ time-bounded, deterministic Turing machine. The language will be said to be of *nondeterministic time complexity* $T(n)$ if it is accepted by a $T(n)$ time-bounded, nondeterministic Turing machine. The language will be said to be of *space complexity* $S(n)$ if it is accepted by an $S(n)$ space-bounded, deterministic Turing machine. The language will be said to be of *nondeterministic space complexity* $S(n)$ if it is accepted by an $S(n)$ space-bounded, nondeterministic Turing machine.

Complexity Classes

The following classes are important to our study of time and space.

***DTIME* ($T(n)$)**

--

the class of languages that have time complexity $O(T(n))$.

***NTIME* ($T(n)$)**

--

the class of languages that have nondeterministic time complexity $O(T(n))$.

***DSPACE* ($S(n)$)**

--

the class of languages that have deterministic space complexity $O(S(n))$.

***NSPACE* ($S(n)$)**

--

the class of languages that have nondeterministic space complexity $O(S(n))$.

P

-- the class of membership problems for the languages in

$$\bigcup_{p(n)} DTIME(p(n))$$

($p(n)$ stands for a polynomial in n .)

NP

-- the class of membership problems for the languages in

$$\bigcup_{p(n)} NTIME(p(n)).$$

EXPTIME

-- the class of membership problems for the languages in

$$\bigcup_{f(n)} DTIME(2^{f(n)}).$$

PSPACE

-- the class of membership problems for the languages in

$$\bigcup_{f(n)} DSPACE(p(n)).$$

NLOG

-- the class of membership problems for the languages in *NSPACE* ($\log n$).

DLOG

-- the class of membership problems for the languages in *DSPACE* ($\log n$).

So that our analyses of the complexity of problems will be meaningful, only "natural" representations are assumed for their instances. The "naturalness" is considered with respect to the resources being analyzed.

Example 5.1.4 The primality problem can be solved by a deterministic Turing transducer in polynomial time if the instances are given in unary representations, and in exponential time if the instances are given in nonunary representations (see Example [5.1.3](#)). However, for a given instance m both approaches require time that is polynomial in m .

When considering the complexity of the primality problem, a nonunary representation for the instances is considered natural and a unary representation for the instances is considered unnatural. The specific choice of the cardinality d of a nonunary representation is of no importance, because the lengths of such different representations of a number m are equal up to a constant factor. Specifically, a length $\log_{d_1} m$ and a length $\log_{d_2} m$, for a pair of representations of m , satisfy the relation $\log_{d_1} m = (\log_{d_1} d_2) \log_{d_2} m$ when d_1 and d_2 are greater than 1.

Consequently, the RAM in Figure [5.1.3](#) and the sequential computation thesis imply that the primality problem is of exponential time complexity. \square

[Time and Space on Universal Turing Transducers](#)

An analysis of the proof of Theorem [4.4.1](#) provides the following lemma.

Lemma 5.1.1 The universal Turing transducer U of Theorem [4.4.1](#) on a given input (M, x) , of a deterministic Turing transducer M and an input x for M ,

- Halts within $c_M t^2$ moves, if M halts within t moves on input x and $t \geq |x|$.
- Visits at most $c_M s$ locations in each of the auxiliary work tapes, if M visits no more than s locations in each of its auxiliary work tapes and $s \geq \log |x|$.

c_M is assumed to be some polynomial in the length of the representation of M . (The polynomial does not depend on M .)

Proof Assume the notations in the proof of Theorem 4.4.1. The number of moves that U needs to check for proper input (M, x) is at most some constant times $|x|$, where the constant depends only on the length of the representation of M .

Specifically, U needs $|E(M)| + 3$ moves for finding $E(M)$. $|E(M)|$ moves for scanning $E(M)$, and 3 moves for determining the 01 that follows the suffix 01 of $E(M)$.

Checking for a proper representation $E(M)$ of a Turing transducer M takes a number of moves, which is linear in $|E(M)|$, that is,

- $|E(M)|$ moves for determining the number m of auxiliary work tapes of M , and for verifying that each transition rule $\tau = (q, a, b_1, \dots, b_m, p, d_0, c_1, d_1, \dots, c_m, d_m, \rho)$ of M contains $3m + 5$ entries. Each transition rule τ is represented in $E(M)$ by a substring $E(\tau)$ that is enclosed between two separators of the form 01. The substring $E(\tau)$ must contain exactly $3m + 5$ 0's.
- $|E(M)|$ moves for determining that the head movements d_i in the transition rules are represented by binary strings of the form $E(-1) = 011$, $E(0) = 0111$, and $E(+1) = 01111$.
- $|E(M)|$ moves for determining that the transition rules refer to the blank symbol B of M only in the auxiliary work tapes, and to the left endmarker ϕ and the right endmarker $\$$ only in the input tape.
- $|E(M)|$ moves for determining that none of the states of M is represented by the binary string 0.

Checking that M is deterministic takes a number of moves that is linear in $|E(M)|^2$. The checking can be done by copying $E(M)$ to an auxiliary work tape of U , and then comparing each transition rule τ in the auxiliary work tape of U against each of the transition rules that follows τ in the input tape of U .

Checking for a proper input x for the Turing transducer M requires time that is linear in $|E(M)|(|E(M)| + |x|)$. Specifically, U in time that is linear in $|E(M)|^2$ determines the input symbols of M and stores them in an auxiliary work tape. Then U in $|E(M)| \cdot |x|$ time checks that only symbols from the auxiliary work tape are in x .

U requires $\log |x| + |E(M)|(ms + 1) + 2m + 3 \leq \tilde{c}$ locations in the auxiliary work tapes for recording the strings $\#E(q)\#|u\#E(u_1)\#E(v_1)\#\dots\#E(u_m)\#E(v_m)\#$ which represent the configurations $(uqv, u_1qv_1, \dots, u_mqv_m, w)$ of M , where $\tilde{c} = 8|E(M)|m$. U requires $\log |x|$ locations for $|u|$, $|E(M)|$ locations for q , $|E(M)|$

locations for each symbol in each u_i , $|E(M)|$ locations for each symbol in each v_i , and $2m + 3$ locations for the symbols $\#$.

Given a string $\#E(q)\#|u|\#E(u_1)\#E(v_1)\#\dots\#E(u_m)\#E(v_m)\#$, the universal Turing transducer U can determine in at most $\hat{c}(s + |x|) \leq \hat{c}t$ moves the first $m + 2$ elements q, a, b_1, \dots, b_m of the transition rule $\tau = (q, a, b_1, \dots, b_m, p, d_0, c_1, d_1, \dots, c_m, d_m, \rho)$ to be used in the next simulated move of M , where \hat{c} is some constant whose magnitude is linear in $|E(M)|$ and b_i denotes the first symbol in v_iB . The transducer takes at most $\hat{c}s$ moves for extracting $|u|, E(q), E(b_1), \dots, E(b_m)$ from $\#E(q)\#|u|\#E(u_1)\#E(v_1)\#\dots\#E(u_m)\#E(v_m)\#$. In particular, $6|u|$ moves are needed over the string representing $|u|$ for counting down from $|u|$ to 0 (see Exercise 5.1.2), and $|E(M)| + |01| + |E(u)|$ moves are needed for extracting the symbol a from the input tape.

Given the first $m + 2$ elements (q, a, b_1, \dots, b_m) in τ , the universal Turing transducer U can determine the tuple $(p, d_0, c_1, d_1, \dots, c_m, d_m, \rho)$ in a single sweep over the input tape. Having such a tuple, U can also modify the recorded configuration of M in a single sweep.

Consequently, the total number of moves that U needs for simulating the moves of M is no greater than ct^2 . c is some polynomial (independent of M) in the length of the standard binary representation of M . \square

[\[next\]](#) [\[front\]](#) [\[up\]](#)

[\[next\]](#) [\[prev\]](#) [\[prev-tail\]](#) [\[tail\]](#) [\[up\]](#)

5.2 A Time Hierarchy

[Lower Bounds on Time Complexity](#)

[Tractability and Intractability](#)

Intuitively, it seems obvious that some problems require more time to solve than others. The following result confirms this intuitive assessment while implying the existence of a time hierarchy for the class of language recognition problems.

Definitions A function $T(n)$ is said to be *time-constructible* if there exists a $T(n)$ time-bounded, deterministic Turing machine that for each n has an input of length n on which it makes exactly $T(n)$ moves. The function is said to be *fully time-constructible* if there exists a deterministic Turing machine that makes exactly $T(n)$ moves on each input of length n . A function $S(n)$ is said to be *space-constructible* if there exists an $S(n)$ space-bounded, deterministic Turing machine that for each n has an input of length n on which it requires exactly $S(n)$ space. The function is said to be *fully space-constructible* if there exists a deterministic Turing machine that requires exactly $S(n)$ space on each input of length n .

Example 5.2.1 The deterministic Turing machine M in Figure [5.2.1](#)

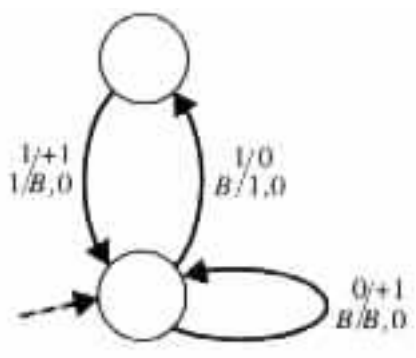


Figure 5.2.1 A $T(n) = 2n$ time-bounded, deterministic Turing machine.

makes exactly $t(x) = |x| + (\text{number of 1's in } x)$ moves on a given input x . $t(x) = 2|x|$ when x contains no 0's, and $t(x) < 2|x|$ when x contains 0's.

The existence of M implies that $T(n) = 2n$ is a time-constructible function, because

- a. M is $2n$ time-bounded, and

- b. For each n there exists the input 1^n of length n on which M makes exactly $2n$ moves.

The existence of the deterministic Turing machine M does not imply that $2n$ is fully time-constructible, because M does not make exactly $2n$ moves on each input of length n . However, M can be modified to show that $2n$ is a fully time-constructible function. \square

Convention In this section M_x denotes a Turing machine that is represented by the string x of the following form. If $x = 1^j x_0$ for some $j \geq 0$ and for some standard binary representation x_0 of a deterministic Turing machine M , then M_x denotes M . Otherwise, M_x denotes a deterministic Turing machine that accepts no input. The string x is said to be a *padded binary representation* of M_x .

Theorem 5.2.1 Consider any function $T_1(n)$ and any fully time-constructible function $T_2(n)$, that for each $c > 0$ have an n_c such that $T_2(n) \geq c(T_1(n))^2$ for all $n \geq n_c$. Then there is a language which is in $DTIME(T_2(n))$ but not in $DTIME(T_1(n))$.

Proof Let $T_1(n)$ and $T_2(n)$ be as in the statement of the theorem. Let U be a universal Turing machine similar to the universal Turing transducer in the proof of Lemma 5.1.1. The main difference is that here U assumes an input (M, x) in which M is represented by a padded binary representation instead of a standard binary representation. U starts each computation by going over the "padding" 1^j until it reaches the first 0 in the input. Then U continues with its computation in the usual manner while ignoring the padding. U uses a third auxiliary work tape for keeping track of the distance of its input head from the end of the padding. The result is shown by diagonalization over the language $L = \{ v \mid v \text{ is in } \{0, 1\}^*, \text{ and } U \text{ does not accept } (M_v, v) \text{ in } T_2(|v|) \text{ time} \}$.

L is obtained from the diagonal of the table $T_{\text{universal}}$ (see Figure 5.2.2).

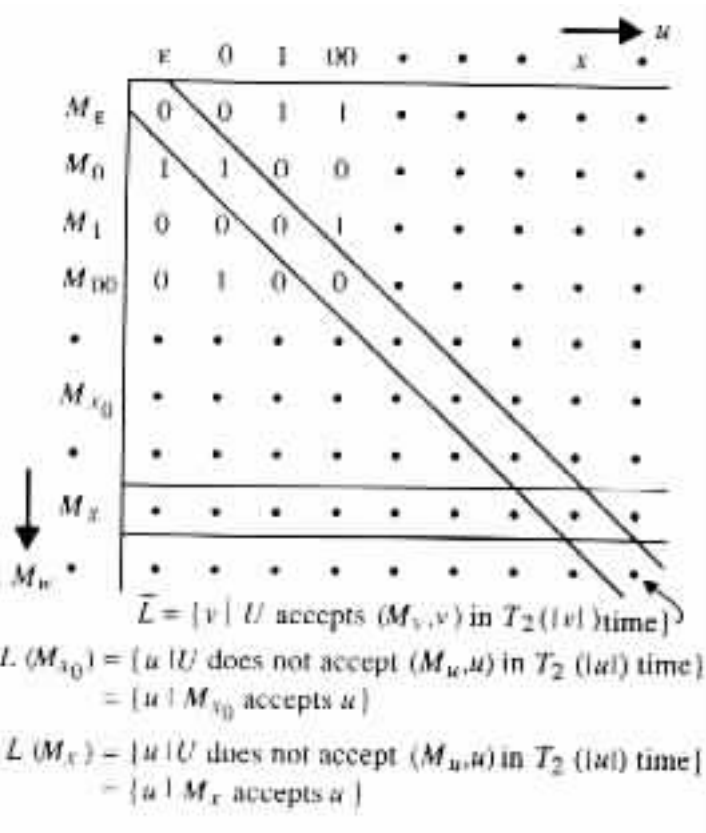


Figure 5.2.2 Hypothetical table $T_{\text{universal}}$ indicating membership in the language $\{ (M_w, u) \mid U \text{ accepts } (M_w, u) \text{ in } T_2(|u|) \text{ time} \}$.

In the table $T_{\text{universal}}$ the entry at row M_w and column u is equal to 1 if U accepts (M_w, u) in $T_2(|u|)$ time, and it is equal to 0 if U does not. The proof relies on the observation that each $O(T_1(n))$ time-bounded, deterministic Turing machine M_{x_0} that accepts L has also a padded representation x for which U can simulate the whole computation of M_x on x in $T_2(|x|)$ time. Consequently, M_x accepts x if and only if U does not accept (M_x, x) or, equivalently, if and only if M_x does not accept x .

Specifically, for the purpose of showing that L is not in $DTIME(T_1(n))$, assume to the contrary that L is in the class. Under this assumption, there is a $dT_1(n)$ time-bounded, deterministic Turing machine M that accepts L , for some constant d . Let x_0 be a standard binary representation of M , and c be the corresponding constant c_M implied by Lemma 5.1.1 for the representation x_0 of M . Let $x = 1^j x_0$ for some j that satisfies $j + c(dT_1(j + |x_0|))^2 \leq T_2(j + |x_0|)$, that is, $x = 1^j x_0$ for a large enough j to allow U sufficient time $T_2(|x|)$ for simulating the whole computation of M_x on input x . Such a value j exists because for big enough j the following inequalities hold.

$$\begin{aligned}
 j + c(dT_1(j + |x_0|))^2 &\leq (j + |x_0|) + c(dT_1(j + |x_0|))^2 \\
 &\leq T_1(j + |x_0|) + c(dT_1(j + |x_0|))^2
 \end{aligned}$$

$$\begin{aligned} &\leq (1 + cd^2)(T_1(j + |x_0|))^2 \\ &\leq T_2(j + |x_0|) \end{aligned}$$

Consider the string $x = 1^j x_0$. By definition, $|x| = j + |x_0|$ and so $j + c(dT_1(|x|))^2 \leq T_2(|x|)$. Moreover, x is a padded binary representation of M . For the string x one of the following two cases must hold. However, neither of them can hold, so implying the desired contradiction to the assumption that L is in $DTIME(T_1(n))$.

Case 1

x is in L . The assumption together with $L = L(M_x)$ imply that M_x accepts x in $dT_1(|x|)$ time. In such a case, by Lemma 5.1.1 U accepts (M_x, x) in $j + c(dT_1(|x|))^2 \leq T_2(|x|)$ time. On the other hand, x in L together with the definition of L imply that U does not accept x in $T_2(|x|)$ time. The contradiction implies that this case cannot hold.

Case 2

x is not in L . The assumption together with $L = L(M_x)$ imply that M_x does not accept x . In such a case, U does not accept (M_x, x) either. On the other hand, x not in L together with the definition of L imply that U accepts (M_x, x) . The contradiction implies that this case cannot hold either.

To show that L is in $DTIME(T_2(n))$ consider the deterministic four auxiliary-work-tape Turing machine M that on input x proceeds according to the following algorithm.

Step 1

M stores (M_x, x) in its first auxiliary work tape. That is, M stores the string x , followed by the separator 01 , followed by the representation 011 of the left endmarker ϕ , followed by x , followed by the representation 0111 of the right endmarker $\$$. In addition, M encloses the sequence of strings above between the "left endmarker" ϕ and the "right endmarker" $\$$, respectively.

Step 2

M computes the value of $T_2(|x|)$ and stores it in the second auxiliary work tape.

Step 3

M follows the moves of U on the content of its first auxiliary work tape, that is, on (M_x, x) . M uses its third and fourth auxiliary work tapes for recording the content of the two auxiliary work tapes of U . During the simulation M interprets ϕ as the left endmarker ϕ , and $\$$ as the right endmarker $\$$. M halts in an accepting configuration if it determines that U does not reach an accepting state in $T_2(|x|)$ moves. Otherwise, M halts in a nonaccepting configuration.

By construction, the Turing machine M is of $O(T_2(|x|))$ time complexity. The fully time-constructibility of $T_2(n)$ is required for Step 2. \square

Example 5.2.2 Let $T_1(n) = n^k$ and $T_2(n) = 2^n$. $T_1(n)$ and $T_2(n)$ satisfy the conditions of Theorem 5.2.1. Therefore the class $DTIME(2^n)$ properly contains the class $DTIME(n^k)$. \square

Lower Bounds on Time Complexity

In addition to implying the existence of a time hierarchy for the language recognition problems, Theorem 5.2.1 can be used to show lower bounds on the time complexity of some problems. Specifically, consider any two functions $T_1(n)$ and $T_2(n)$ that satisfy the conditions of Theorem 5.2.1. Assume that each membership problem K_i for a language in $DTIME(T_2(n))$ can be reduced by a $T_3(n)$ time-bounded, deterministic Turing transducer M_i to some fixed problem K (see Figure 5.2.3).

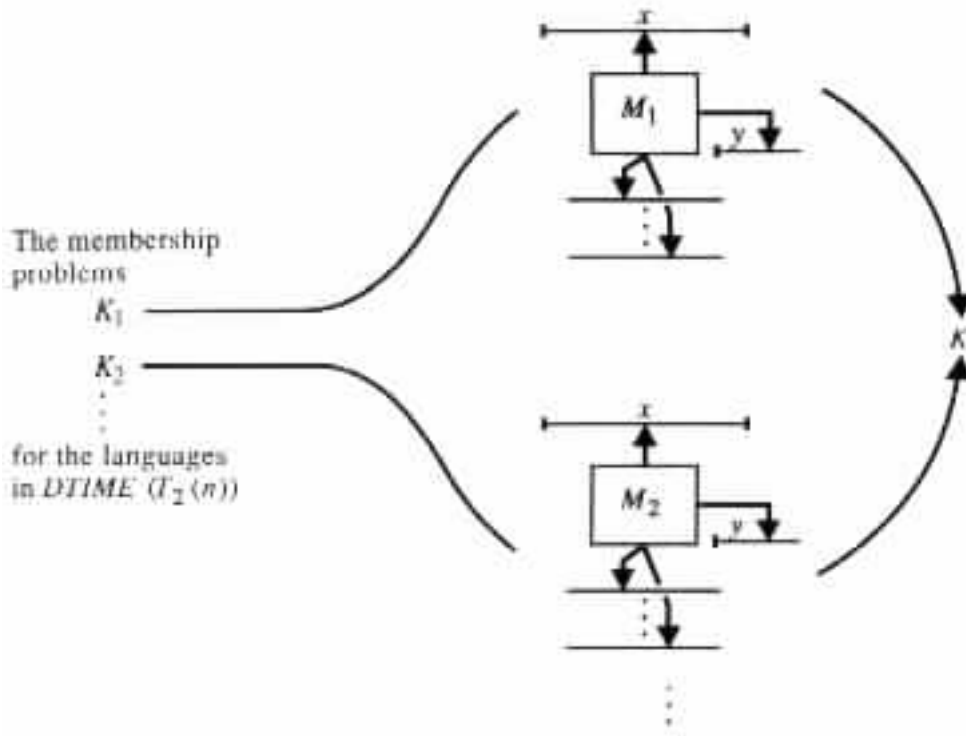


Figure 5.2.3 A set of Turing transducers M_1, M_2, \dots for reducing the problems K_1, K_2, \dots in $DTIME(T_2(n))$ to a given language recognition problem K . Each M_i on instance x of K_i provides an instance y of K , where K has the answer yes for y if and only if K_i has the answer yes for x .

In addition, assume that each such M_i on input x of length n provides an output y of length $f(n)$ at most. Then the membership problems for the languages in $DTIME(T_2(n))$ are decidable in $T_3(n) + T(f(n))$ time if K can be solved in $T(n)$ time. In such a case, a lower bound for the time complexity $T(n)$ of K is implied, since by Theorem 5.2.1 the class $DTIME(T_2(n))$ contains a problem that requires more than $cT_1(n)$ time for each constant c , that is, the inequality $T_3(n) + T(f(n)) > cT_1(n)$ must hold for infinitely

many n 's. The lower bound is obtained by substituting m for $f(n)$ to obtain the inequality $T(m) > cT_1(f^{-1}(m)) - T_3(f^{-1}(m))$ or, equivalently, the inequality $T(n) > cT_1(f^{-1}(n)) - T_3(f^{-1}(n))$.

Example 5.2.3 Consider the time bounds $T_1(n) = 2^{an}$, $T_2(n) = 2^{bn}$ for $b > 2a$, and $T_3(n) = f(n) = n \log n$. For such a choice, $T_3(n) + T(f(n)) > cT_1(n)$ implies that $n \log n + T(n \log n) > c2^{an}$. By substituting m for $n \log n$ it follows that $T(m) > c2^{an} - m = c2^{am/\log n} - m \geq c2^{am/\log m} - m \geq 2^{dm/\log m}$ or, equivalently, that $T(n) > 2^{dn/\log n}$ for some constant d . \square

The approach above for deriving lower bounds is of special interest in the identification of intractable problems, that is, problems that require impractical amounts of resources to solve. Such an identification can save considerable effort that might otherwise be wasted in trying to solve intractable problems.

[Tractability and Intractability](#)

In general, a problem is considered to be tractable if it is of polynomial time complexity. This is because its time requirements grow slowly with input length. Conversely, problems of exponential time complexity are considered to be intractable, because their time requirements grow rapidly with input length and so can be practically solved only for small inputs. For instance, an increase by a factor of 2 in n , increases the value of a polynomial $p(n)$ of degree k by at most a factor of 2^k . On the other hand, such an increase at least squares the value of $2^{p(n)}$.

The application of the approach above in the identification of intractable problems employs polynomially time-bounded reductions.

A problem K_1 is said to be *polynomially time reducible* to a problem K_2 if there exist polynomially time-bounded, deterministic Turing transducers T_f and T_g that for each instance I_1 of K_1 satisfy the following conditions (see Figure [5.2.4](#)).

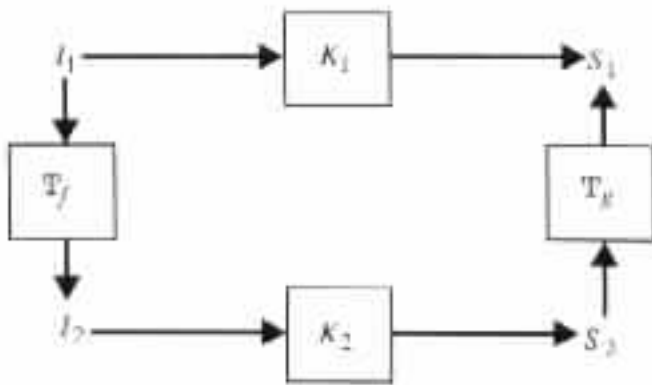


Figure 5.2.4 Reduction by polynomially time-bounded, deterministic Turing transducers T_f and T_g .

- a. T_f on input I_1 gives an instance I_2 of K_2 .
- b. K_1 has a solution S_1 at I_1 if and only if K_2 has a solution S_2 at I_2 , where S_1 is the output of T_g on input S_2 .

In the case that K_1 and K_2 are decision problems, with no loss of generality it can be assumed that T_g computes the identity function $g(S) = S$, that is, that T_g on input S_2 outputs $S_1 = S_2$.

A given complexity class C of problems can be used to show the intractability of a problem K by showing that the following two conditions hold.

- a. C contains some intractable problems.
- b. Each problem in C is polynomially time reducible to K , that is, K is at least as hard to solve as any problem in C .

Once a problem K is determined to be intractable, it then might be used to show the intractability of some other problems \hat{K} by showing that K is polynomially time reducible to \hat{K} . In such a case, the easier K is the easier the reductions are, and the larger the class of such applicable problems \hat{K} is.

The observation above sparks our interest in the "easiest" intractable problems K , and in the complexity classes C whose intractable problems are all "easiest" intractable problems.

In what follows, a problem K is said to be a *C-hard problem with respect to polynomial time reductions*, or just a *C-hard problem* when the polynomial time reductions are understood, if every problem in the class C is polynomially time reducible to the problem K . The problem K is said to be *C-complete* if it is a *C-hard problem* in C .

Our interest here is in the cases that $C = NP$ and $C = PSPACE$.

[\[next\]](#) [\[prev\]](#) [\[prev-tail\]](#) [\[front\]](#) [\[up\]](#)

[\[next\]](#) [\[prev\]](#) [\[prev-tail\]](#) [\[tail\]](#) [\[up\]](#)

5.3 Nondeterministic Polynomial Time

[From Nondeterministic to Deterministic Time](#)

[The Satisfiability Problem](#)

[The Structure of \$E_x\$](#)

[The Variables of \$E_x\$](#)

[The Structure of \$E_{\text{conf}_i}\$](#)

[The Structure of \$E_{\text{init}}\$](#)

[The Structure of \$E_{\text{rule}_i}\$ and \$E_{\text{accept}}\$](#)

[The Structure of \$E_{\text{follow}_i}\$](#)

[The 3-Satisfiability Problem](#)

The subclass NP , of the class of problems that can be solved nondeterministically in polynomial time, seems to play a central role in the investigation of intractability. By definition, NP contains the class P of those problems that can be decided deterministically in polynomial time, and by Corollary [5.3.1](#) the class NP is contained in the class $EXPTIME$ of those problems that can be decided deterministically in exponential time. Moreover, by Theorem [5.2.1](#), P is properly contained in $EXPTIME$ (see Figure [5.3.1](#)).

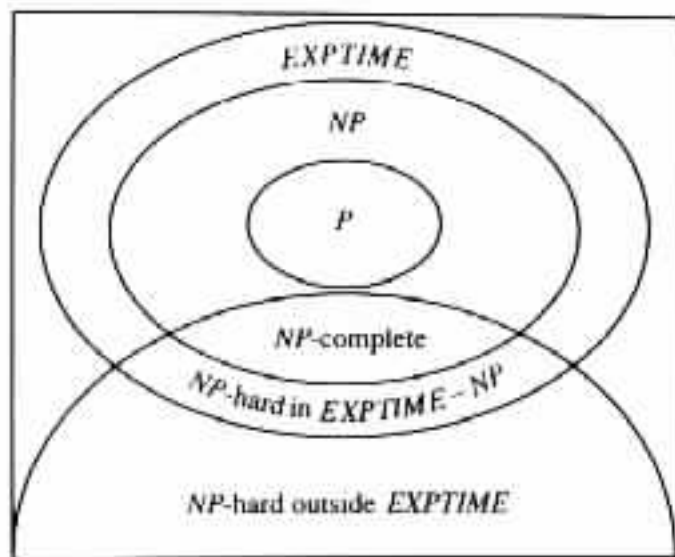


Figure 5.3.1 A classification of the decidable problems.

However, it is not known whether P is properly contained in NP and whether NP is properly contained in

EXPTIME. Consequently, the importance of *NP* arises from the refinement that it may offer to the boundary between the tractability and intractability of problems.

In particular, if it is discovered that *NP* is not equal to *P*, as is widely being conjectured, then *NP* is likely to provide some of the easiest problems (namely, the *NP*-complete problems) for proving the intractability of new problems by means of reducibility. On the other hand, if *NP* is discovered to equal *P*, then many important problems, worked on without success for several decades, will turn out to be solvable in polynomial time.

[From Nondeterministic to Deterministic Time](#)

An analysis of the proof of Theorem [2.3.1](#) implies an exponential increase in the number of states a deterministic finite-state automaton needs for simulating a nondeterministic finite-state automaton. The following corollary implies a similar exponential increase in the number of moves that a deterministic Turing machine requires for simulating a nondeterministic Turing machine.

Corollary 5.3.1 For each nondeterministic Turing transducer M_1 there exists an equivalent deterministic Turing transducer M_2 with the following characteristics. If M_1 halts on a given input x in t moves, then M_2 on such an input halts within 2^{ct} moves, where c is some constant that depends only on M_1 . Moreover, in such a case M_2 visits at most $2t$ locations on each of its auxiliary work tapes.

Proof Let M_1 and M_2 be the Turing Transducers M_1 and M_2 of Theorem [4.3.1](#). Assume that M_1 halts on input x in t steps. Then M_2 needs to consider only the strings α in $\{1, \dots, r\}^*$ whose lengths are no greater than t or $t + 1$, depending on whether M_1 accepts or rejects x , respectively. The number of such strings α is no greater than $(r + 1)^{t+1}$.

For each string $\alpha = i_1 \dots i_j$ in $\{1, \dots, r\}^*$ the Turing transducer M_2 uses some number of moves linear in j to derive α and to try simulating a sequence of moves of the form $C \vdash \dots \vdash C\alpha$. Consequently, M_2 needs some number of moves linear in $(r + 1)^{t+1}t$. 2^{ct} is therefore a bound on the number of moves, because $v = 2^{\log v}$ for every positive integer value v .

Similarly, for each string $\alpha = i_1 \dots i_j$ the Turing transducer M_2 needs j locations in the first auxiliary work tape for storing α , and at most j locations in each of the other auxiliary work tapes for recording the content of the corresponding tapes of M_1 . By setting the heads of the auxiliary work tapes at their initial positions before starting the simulation of M_1 on α , it is assured that the heads do not depart more than t locations from their initial positions. \square

[The Satisfiability Problem](#)

The following theorem shows the existence of *NP*-complete problems through example.

Definitions A *Boolean expression* is an expression defined inductively in the following way.

- a. The constants 0 (false) and 1 (true) are Boolean expressions.
- b. Each variable x is a Boolean expression.
- c. If E_1 and E_2 are Boolean expressions, then so are the negation $\neg E_1$, the conjunction $E_1 \wedge E_2$, the disjunction $E_1 \vee E_2$, and the parenthesizing (E_1) .

Each assignment of 0's and 1's to the variables of a Boolean expression provides a value to the expression. If E is a Boolean expression, then (E) has the same value as E . $\neg E$ has the value 0 if E has the value 1, and $\neg E$ has the value 1 if E has the value 0. If E_1 and E_2 are Boolean expressions, then $E_1 \vee E_2$ has the value 1 whenever E_1 or E_2 has the value 1. $E_1 \vee E_2$ has the value 0 whenever both E_1 and E_2 have the value 0. The value of $E_1 \wedge E_2$ is 1 if both E_1 and E_2 have the value 1, otherwise $E_1 \wedge E_2$ has the value 0. It is assumed that among the Boolean operations of \neg , \wedge , and \vee , the operation \neg has the highest precedence, followed by \wedge , and then \vee .

A Boolean expression is said to be *satisfiable* if its variables can be assigned 0's and 1's so as to provide the value 1 to the expression. The *satisfiability problem* asks for any given Boolean expression whether it is satisfiable, that is, whether the instance is in the set $L_{\text{sat}} = \{ E \mid E \text{ is a satisfiable Boolean expression} \}$.

Example 5.3.1 The Boolean expression $E = x_2 \wedge x_3 \vee (\neg x_1 \wedge x_2)$ is satisfiable by each assignment in which $x_2 = 1$ and $x_3 = 1$, as well as by each assignment in which $x_1 = 0$ and $x_2 = 1$. All the other assignments provide a 0 value to E . $(x_2 \wedge x_3) \vee ((\neg x_1) \wedge x_2)$ is a fully parenthesized version of E .

$x \wedge \neg x$ is an example of an unsatisfiable Boolean expression. \square

The proof of the following theorem uses a generic approach.

Theorem 5.3.1 The satisfiability problem is *NP*-complete.

Proof The satisfiability of any Boolean expression can be checked in polynomial time by nondeterministically assigning some values to the variables of the given expression and then evaluating the expression for such an assignment. Consequently, the problem is in *NP*.

To show that the satisfiability problem is *NP*-hard, it is sufficient to demonstrate that each problem K in *NP* has a polynomially time-bounded, deterministic Turing transducer T_K , such that T_K reduces K to the satisfiability problem. For the purpose of the proof consider any problem K in *NP*. Assume that $M = \langle Q, \Sigma, \Gamma, \delta, q_0, B, F \rangle$ is a nondeterministic Turing machine with $Q \cap (\Sigma \cup \Gamma \cup \{ \$, \# \}) = \emptyset$ that decides K in $T(n) = O(n^k)$ time. Let m denote the number of auxiliary work tapes of M ; then T_K can be a Turing

transducer that on input x outputs a Boolean expression E_x of the following form.

[The Structure of \$E_x\$](#)

The Boolean expression E_x describes how an accepting computation of M on input x should look. E_x is satisfiable by a given assignment if and only if the assignment corresponds to an accepting computation $C_0 \vdash C_1 \vdash \dots \vdash C_{T(|x|)}$ of M on input x . The expression has the following structure, where $t = T(|x|)$.

$$E_{\text{conf}_0} \wedge \dots \wedge E_{\text{conf}_t} \wedge E_{\text{init}} \wedge E_{\text{rule}_1} \wedge \dots \wedge E_{\text{rule}_t} \wedge E_{\text{accept}} \wedge E_{\text{follow}_1} \wedge \dots \wedge E_{\text{follow}_t}$$

$E_{\text{conf}_0} \wedge \dots \wedge E_{\text{conf}_t}$ states that an accepting computation consists of a sequence C_0, \dots, C_t of $t + 1$ configurations. E_{init} states that C_0 is an initial configuration.

$E_{\text{rule}_1} \wedge \dots \wedge E_{\text{rule}_t}$ states that an accepting computation uses a sequence Ψ of t transition rules. E_{accept} states that the last transition rule in Ψ enters an accepting state. With no loss of generality it is assumed that a transition rule can also be "null", that is, a transition rule on which M can have a move without a change in its configuration. Such an assumption allows us to restrict the consideration only to computations that consist of exactly $T(|x|)$ moves.

E_{follow_i} states that M by using the i th transition rule in Ψ reaches configuration C_i from configuration C_{i-1} , $1 \leq i \leq t$.

[The Variables of \$E_x\$](#)

The Boolean expression E_x uses variables of the form $w_{i,r,j,X}$ and variables of the form $w_{i,\tau}$. Each variable provides a statement about a possible property of an accepting computation. An assignment that satisfies E_x provides the value 1 to those variables whose statements hold for the computation in question, and provides the value 0 to those variables whose statements do not hold for that computation.

$w_{i,r,j,X}$ states that X is the j th character of the r th tape in the i th configuration, $0 \leq r \leq m$. $r = 0$ refers to the input tape, and $1 \leq r \leq m$ refers to the r th auxiliary work tape.

$w_{i,\tau}$ states that τ is the transition rule in the i th move of the computation.

[The Structure of \$E_{\text{conf}_i}\$](#)

The expression E_{conf_i} is the conjunction of the following Boolean expressions.

- a. $\forall \{ w_{i,0,j,X} \mid X \text{ is in } \Sigma \cup \{ \emptyset, \$ \} \cup Q \}$ for $1 \leq j \leq |x| + 3$.

This expression states that a configuration has an input segment with $|x| + 3$ entries, with each entry having at least one symbol from $\Sigma \cup \{ \emptyset, \$ \} \cup Q$.

- b. $\wedge \{ \neg(w_{i,0,j,X} \wedge w_{i,0,j,Y}) \mid X \text{ and } Y \text{ are in } \Sigma \cup \{ \emptyset, \$ \} \cup Q \text{ and } X \neq Y \}$ for $1 \leq j \leq |x| + 3$.

This expression states that each entry in the input segment has at most one symbol.

- c. $\forall \{ w_{i,r,j,X} \mid X \text{ is in } \Gamma \cup Q \}$ for $1 \leq r \leq m$ and $1 \leq j \leq t + 1$.

This expression states that a configuration has m auxiliary work-tape segments, each segment having $t + 1$ entries, and each entry having at least one symbol from $\Gamma \cup Q$.

- d. $\wedge \{ \neg(w_{i,r,j,X} \wedge w_{i,r,j,Y}) \mid X \text{ and } Y \text{ are in } \Gamma \cup Q \text{ and } X \neq Y \}$ for $1 \leq r \leq m$ and $1 \leq j \leq t + 1$.

This expression states that each entry in an auxiliary work-tape segment has at most one symbol.

Each assignment that satisfies the expressions in parts (a) and (b) above implies a string of length $|x| + 3$. The string corresponds to the input tape of M , and consists of input symbols, endmarker symbols \emptyset and $\$$, and state symbols. In particular, the symbol X is at location j in the string if and only if $w_{i,0,j,X}$ is assigned the value 1.

Similarly, each assignment that satisfies the expressions in parts (c) and (d) above for a specific value r , provides a string of length $t + 1$ that corresponds to the r th auxiliary work tape of M . The string consists of auxiliary work tape symbols and state symbols. In particular, the string consists of the symbol X at location j if and only if $w_{i,r,j,X}$ is assigned the value 1.

The Structure of E_{init}

The expression E_{init} is the conjunction of the following three Boolean expressions.

- a. $w_{0,0,1,q} \wedge w_{0,0,2,q_0} \wedge \{ w_{0,0,j+2,a_j} \mid 1 \leq j \leq |x| \} \wedge w_{0,0,|x|+3,\$}$.

This expression states that in the initial configuration the input segment consists of the string $\emptyset q_0 a_1 \dots a_n \$$, where a_j denotes the j th input symbol in x .

- b. $\forall \{ w_{0,r,j,q_0} \mid 1 \leq j \leq t + 1 \}$ for $1 \leq r \leq m$.

This expression states that in the initial configuration each auxiliary work-tape segment contains the initial state q_0 .

- c. $w_{0,r,j,B} \forall w_{0,r,j,q_0} \wedge \{ w_{0,r,s,B} \mid 1 \leq s \leq t+1 \text{ and } s \neq j \}$ for $1 \leq j \leq t+1$ and $1 \leq r \leq m$.

This expression states that in the initial configuration each auxiliary work-tape segment consists of blank symbols B and at most one appearance of q_0 .

Each assignment that satisfies E_{init} corresponds to an initial configuration of M on input x. Moreover, each also satisfies E_{conf_0} .

The Structure of E_{rule_i} and E_{accept}

The expression E_{rule_i} is the conjunction of the following two Boolean expressions.

- a. $\forall \{ w_{i,\tau} \mid \tau \text{ is in } \bar{\delta} \}$
- b. $\wedge \{ \neg(w_{i,\tau_1} \wedge w_{i,\tau_2}) \mid \tau_1, \tau_2 \text{ are in } \bar{\delta} \text{ and } \tau_1 \neq \tau_2 \}$.

The expression in part (a) implies, that for each assignment that satisfies E_{rule_i} , at least one of the variables $w_{i,\tau}$ has the value 1. The expression in part (b) implies, that for each assignment that satisfies E_{rule_i} , at most one of the variables $w_{i,\tau}$ has a value 1. Hence, each assignment that satisfies E_{rule_i} assigns the value 1 to exactly one of the variables $w_{i,\tau}$, namely, to the variable that corresponds to the transition rule τ used in the i th move of the computation in question.

The expression E_{accept} is of the form $\forall \{ w_{t,\tau} \mid \tau \text{ takes M into an accepting state} \}$.

The Structure of E_{follow_i}

The expression E_{follow_i} is the conjunction of the following Boolean expressions.

- a. $\forall \{ (w_{i,0,j,X} \wedge w_{i-1,0,j-1,Y} \wedge w_{i-1,0,j,Z} \wedge w_{i-1,0,j+1,W} \wedge w_{i,\tau}) \mid X, Y, Z, W, \text{ and } \tau \text{ such that } X = f_0(Y, Z, W, \tau) \}$ for $1 \leq j \leq |x| + 3$.
- b. $\forall \{ (w_{i,r,j,X} \wedge w_{i-1,r,j-1,Y} \wedge w_{i-1,r,j,Z} \wedge w_{i-1,r,j+1,W} \wedge w_{i,\tau}) \mid X, Y, Z, W, \text{ and } \tau \text{ such that } X = f_r(Y, Z, W, \tau) \}$ for $1 \leq r \leq m$ and $1 \leq j \leq t + 1$.

where

$f_r(Y, Z, W, \tau)$

is a function that determines the replacement X for a symbol Z in a configuration, resulting from the application of the transition rule τ (see Figure [5.3.2](#)).

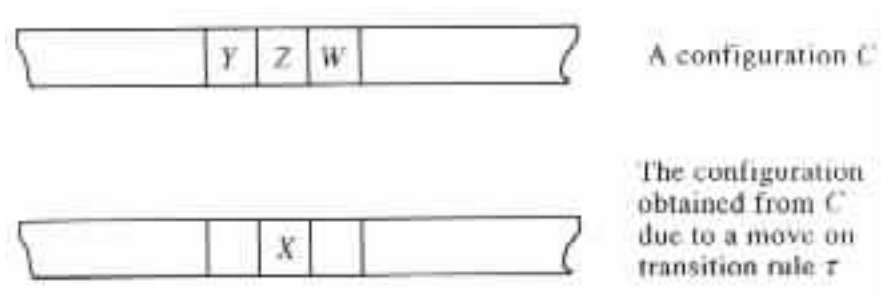


Figure 5.3.2 The value X of $f_r(Y, Z, W, \tau)$.

Z is assumed to be enclosed between Y on its left and W on its right.

$w_{i-1,0,0,Y}, \dots, w_{i-1,m,0,Y}, w_{i-1,0,|x|+4,W}, w_{i-1,1,t+2,W}, \dots, w_{i-1,m,t+2,W}$ are new variables. They are introduced to handle the boundary cases in which the symbol Z in $f_r(Y, Z, W, \tau)$ corresponds to an extreme (i.e., leftmost or rightmost) symbol for a tape.

If $\tau = (q, a, b_1, \dots, b_m, p, d_0, c_1, d_1, \dots, c_m, d_m)$, then the value X of the function $f_r(Y, Z, W, \tau)$ satisfies $X = p$ whenever one of the following cases holds.

- a. $Z = q$ and $d_r = 0$.
- b. $Y = q$ and $d_r = +1$.
- c. $W = q$ and $d_r = -1$.

Similarly, $X = c_r$ whenever one of the following cases holds, $1 \leq r \leq m$.

- a. $Z = q, W = b_r$, and $d_r = +1$.
- b. $Y = q, Z = b_r$, and $d_r = 0$.
- c. $Y = q, Z = b_r$, and $d_r = -1$.

On the other hand,

- a. $X = W$ whenever $Z = q, r = 0$, and $d_0 = +1$.
- b. $X = Y$ whenever $Z = q$ and $d_r = -1$.

In all the other cases $X = Z$ because the head of the r th tape is "too far" from Z .

The result now follows because T_K on input x can compute $t = T(|x|)$ in polynomial time and then output (the string that represents) E_x . \square

Example 5.3.2 Let M be the Turing machine in Figure 5.3.3(a).

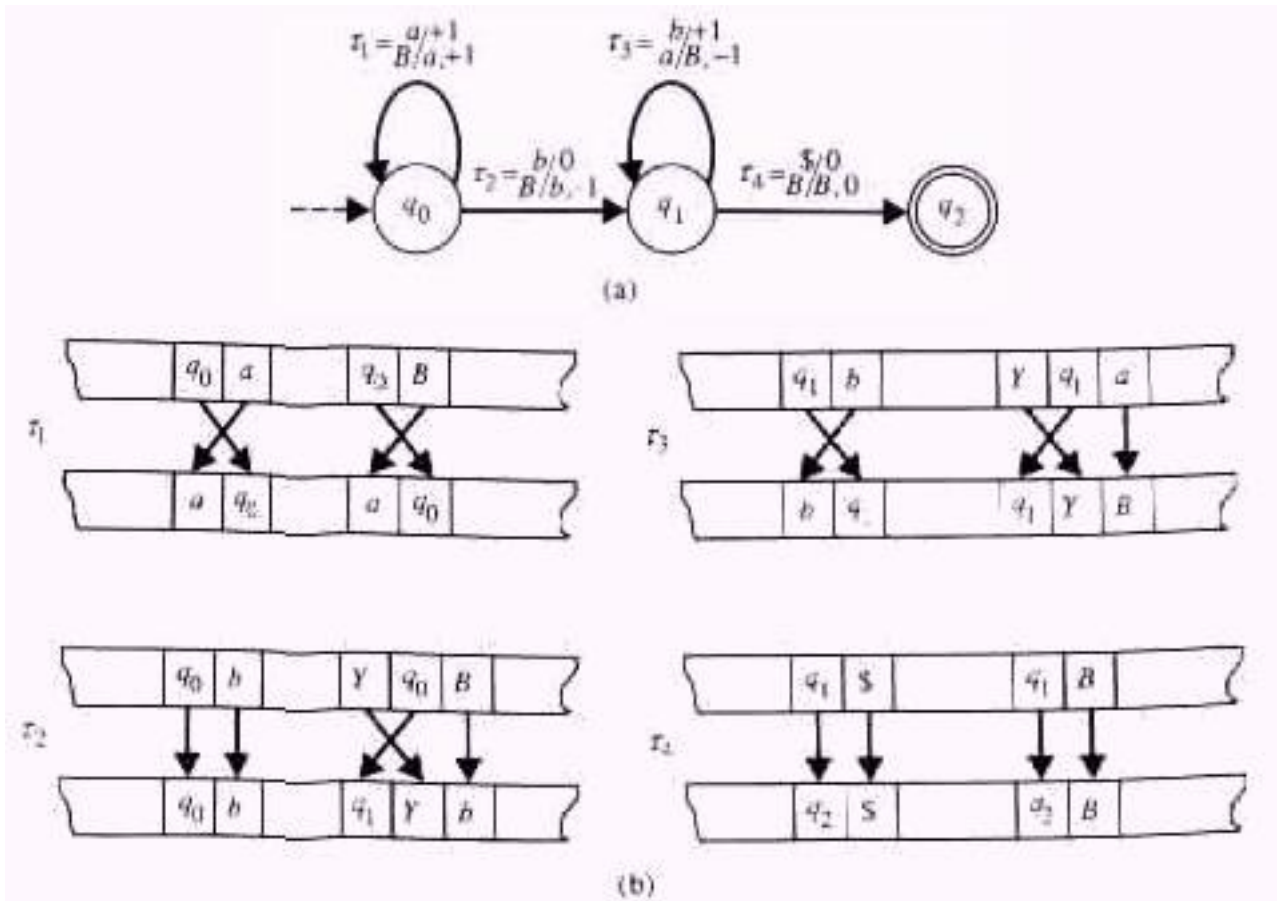


Figure 5.3.3 (a) A Turing machine M. (b) The effect that $\tau_1, \tau_2, \tau_3,$ and τ_4 have on the configurations of M.

The time complexity of M is $T(n) = n + 2$. On input $x = ab$ the Turing machine has an accepting computation $C_0 \vdash C_1 \vdash C_2 \vdash C_3 \vdash C_4$ of $t = 4$ moves, where each C_i is a configuration $(uqv, u'qv')$ that satisfies $uv = \phi ab\$$ and $|u'v'| \leq t$.

Using the notation in the proof of Theorem 5.3.1, the following equalities hold for the M and x above.

$$\begin{aligned}
 E_{\text{init}} &= w_{0,0,1,a} \wedge w_{0,0,2,q_0} \wedge w_{0,0,3,a} \wedge w_{0,0,4,b} \wedge w_{0,0,5,\$} \\
 &\quad \wedge (w_{0,1,1,q_0} \vee w_{0,1,2,q_0} \vee w_{0,1,3,q_0} \vee w_{0,1,4,q_0} \vee w_{0,1,5,q_0}) \\
 &\quad \wedge (w_{0,1,1,B} \vee w_{0,1,1,q_0} \wedge w_{0,1,2,B} \wedge w_{0,1,3,B} \wedge w_{0,1,4,B} \wedge w_{0,1,5,B}) \\
 &\quad \wedge (w_{0,1,2,B} \vee w_{0,1,2,q_0} \wedge w_{0,1,1,B} \wedge w_{0,1,3,B} \wedge w_{0,1,4,B} \wedge w_{0,1,5,B}) \\
 &\quad \wedge (w_{0,1,3,B} \vee w_{0,1,3,q_0} \wedge w_{0,1,1,B} \wedge w_{0,1,2,B} \wedge w_{0,1,4,B} \wedge w_{0,1,5,B})
 \end{aligned}$$

$$\wedge (w_{0,1,4,B} \vee w_{0,1,4,q_0} \wedge w_{0,1,1,B} \wedge w_{0,1,2,B} \wedge w_{0,1,3,B} \wedge w_{0,1,5,B})$$

$$\wedge (w_{0,1,5,B} \vee w_{0,1,5,q_0} \wedge w_{0,1,1,B} \wedge w_{0,1,2,B} \wedge w_{0,1,3,B} \wedge w_{0,1,4,B})$$

$$E_{\text{rule}_i} = (w_{i,\tau_1} \vee w_{i,\tau_2} \vee w_{i,\tau_3} \vee w_{i,\tau_4})$$

$$\wedge \neg(w_{i,\tau_1} \wedge w_{i,\tau_2})$$

$$\wedge \neg(w_{i,\tau_1} \wedge w_{i,\tau_3})$$

$$\wedge \neg(w_{i,\tau_1} \wedge w_{i,\tau_4})$$

$$\wedge \neg(w_{i,\tau_2} \wedge w_{i,\tau_3})$$

$$\wedge \neg(w_{i,\tau_2} \wedge w_{i,\tau_4})$$

$$\wedge \neg(w_{i,\tau_3} \wedge w_{i,\tau_4})$$

$$E_{\text{accept}} = w_{4,\tau_4}$$

$$\left. \begin{array}{l} f_0(q_1, b, W, \tau_3) = q_1 \\ f_0(Y, q_1, b, \tau_3) = b \\ f_0(Y, Z, q_1, \tau_3) = Z \\ f_0(Y, Z, W, \tau_3) = Z \\ f_1(q_1, a, W, \tau_3) = B \\ f_1(Y, q_1, a, \tau_3) = Y \\ f_1(Y, Z, q_1, \tau_3) = q_1 \\ f_1(Y, Z, W, \tau_3) = Z \end{array} \right\} \begin{array}{l} \text{For all } Y, Z, W \text{ in } \{a, b, B, \$, \} \\ \text{(see Figure 5.3.3(b)-}\tau_3\text{).} \end{array}$$

Figure 5.3.3(b) illustrates the changes in the configurations of M due to the transition rules $\tau_1, \tau_2, \tau_3,$ and τ_4 . \square

The 3-Satisfiability Problem

A slight modification to the the previous proof implies the NP-completeness of the following restricted version of the satisfiability problem.

Definitions A Boolean expression is said to be a *literal* if it is a variable or a negation of a variable. A Boolean expression is said to be a *clause* if it is a disjunction of literals. A Boolean expression is said to be in *conjunctive normal form* if it is a conjunction of clauses. A Boolean expression is said to be in *k-conjunctive normal form* if it is in conjunctive normal form and each of its clauses consists of exactly k literals. The *k-satisfiability problem* asks for any given Boolean expression in k-conjunctive normal form whether the expression is satisfiable.

With no loss of generality, in what follows it is assumed that no variable can appear more than once in any given clause.

Theorem 5.3.2 The 3-satisfiability problem is *NP*-complete.

Proof The expression E_x in the proof of Theorem [5.3.1](#) needs only slight modifications to have a 3-conjunctive normal form.

- a. Except for the expressions E_{follow_i} and part (c) of E_{init} , all the other expressions can be modified to be in conjunctive normal form by using the equivalence $\neg(w_1 \wedge w_2) \equiv (\neg w_1) \vee (\neg w_2)$.
- b. Each expression in E_{follow_i} and part (c) of E_{init} can be modified to be in conjunctive normal form by using the equivalence $w_1 \vee (w_2 \wedge w_3) \equiv (w_1 \vee w_2) \wedge (w_1 \vee w_3)$.
- c. Each disjunction $w_1 \vee \dots \vee w_s$ with $s > 3$ clauses can be modified to be in 3-conjunctive normal form by repeatedly replacing subexpressions of the form $w_1 \vee \dots \vee w_s$ with subexpressions of the form $(w_1 \vee w_2 \vee w) \wedge (\neg w \vee w_3 \vee \dots \vee w_s)$, where the w 's are new variables. \square

The *NP*-completeness result for the satisfiability problem is of importance in the study of problems for two reasons. First, it exhibits the existence of an *NP*-complete problem. And, second, it is useful in showing the *NP*-hardness of some other problems.

[\[next\]](#) [\[prev\]](#) [\[prev-tail\]](#) [\[front\]](#) [\[up\]](#)

[\[next\]](#) [\[prev\]](#) [\[prev-tail\]](#) [\[tail\]](#) [\[up\]](#)

5.4 More NP-Complete Problems

[The 0 - 1 Knapsack Problem](#)

[From Boolean Expression to a System of Linear Equations](#)

[From a System of Linear Equations to an Instance of the 0 - 1 Knapsack Problem](#)

[The Clique Problem](#)

The *NP*-hardness of the satisfiability problem was demonstrated by exhibiting the existence of a polynomial time reduction, from each problem in *NP* to the satisfiability problem. A similar approach was used for showing the *NP*-hardness of the 3-satisfiability problem. However, in general the proof of the *NP*-hardness of a given problem need not be generic in nature, but can be accomplished by polynomial time reduction from another *NP*-hard problem.

A proof by reduction is possible because the composition of polynomial time reductions is also a polynomial time reduction. That is, if a problem K_a is reducible to a problem K_b in $T_1(n)$ time, and K_b is reducible to a problem K_c in $T_2(n)$ time, then K_a is reducible to K_c in $T_2(T_1(n))$ time. Moreover, $T_2(T_1(n))$ is polynomial if $T_1(n)$ and $T_2(n)$ are so.

[The 0 - 1 Knapsack Problem](#)

The proofs of the following two theorems exhibit the *NP*-hardness of the problems in question by means of reduction.

Theorem 5.4.1 The problem defined by the following pair, called the *0 - 1 knapsack problem*, is an *NP*-complete problem.

Domain:

$\{ (a_1, \dots, a_N, b) \mid N \geq 1, \text{ and } a_1, \dots, a_N, b \text{ are natural numbers} \}$.

Question:

Are there v_1, \dots, v_N in $\{0, 1\}$ such that $a_1 v_1 + \dots + a_N v_N = b$ for the given instance (a_1, \dots, a_N, b) ?

Proof Consider a Turing machine M that on any given instance (a_1, \dots, a_N, b) of the problem nondeterministically assigns values from $\{0, 1\}$ to v_1, \dots, v_N , checks whether $a_1 v_1 + \dots + a_N v_N = b$, and accepts the input if and only if the equality holds. M can be of polynomial time complexity. Therefore the 0 - 1 knapsack problem is in *NP*.

To show that the 0 - 1 knapsack problem is *NP*-hard consider any instance E of the 3-satisfiability

problem. Let x_1, \dots, x_m denote the variables in the Boolean expression E . E is a conjunction $c_1 \wedge \dots \wedge c_k$ of some clauses c_1, \dots, c_k . Each C_i is a disjunction $c_{i1} \vee c_{i2} \vee c_{i3}$ of some literals c_{i1}, c_{i2}, c_{i3} . Each c_{ij} is a variable x_t , or a negation $\neg x_t$ of a variable x_t , for some $1 \leq t \leq m$.

From Boolean Expression to a System of Linear Equations

From the Boolean expression E a system S of linear equations of the following form can be constructed.

$$\begin{aligned} x_1 + \bar{x}_1 &= 1 \\ &\vdots \\ x_m + \bar{x}_m &= 1 \\ c_{11} + c_{12} + c_{13} + y_{11} + y_{12} &= 3 \\ &\vdots \\ c_{k1} + c_{k2} + c_{k3} + y_{k1} + y_{k2} &= 3 \end{aligned}$$

The system S has the variables $x_1, \dots, x_m, \bar{x}_1, \dots, \bar{x}_m, y_{11}, \dots, y_{k2}$. The variable x_t in S corresponds to the literal x_t in E . The variable \bar{x}_t in S corresponds to the literal $\neg x_t$ in E . c_{ij} stands for the variable x_t in S , if x_t is the j th literal in C_i . c_{ij} stands for the variable \bar{x}_t in S , if $\neg x_t$ is the j th literal in C_i .

Each equation of the form $x_i + \bar{x}_i = 1$ has a solution over $\{0, 1\}$ if and only if either $x_i = 1$ and $\bar{x}_i = 0$, or $x_i = 0$ and $\bar{x}_i = 1$. Each equation of the form $c_{i1} + c_{i2} + c_{i3} + y_{i1} + y_{i2} = 3$ has a solution over $\{0, 1\}$ if and only if at least one of the equalities $c_{i1} = 1$, $c_{i2} = 1$, and $c_{i3} = 1$ holds. It follows that the system S has a solution over $\{0, 1\}$ if and only if the Boolean expression E is satisfiable.

From a System of Linear Equations to an Instance of the 0 - 1 Knapsack Problem

The system S can be represented in a vector form as follows.

$$\begin{pmatrix} a_{11} \\ \vdots \\ a_{m+k1} \end{pmatrix} z_1 + \dots + \begin{pmatrix} a_{1\ 2m+2k} \\ \vdots \\ a_{m+k\ 2m+2k} \end{pmatrix} z_{2m+2k} = \begin{pmatrix} b_1 \\ \vdots \\ b_{m+k} \end{pmatrix}$$

The variables z_1, \dots, z_{2m+2k} in the vector form stand for the variables $x_1, \dots, x_m, \bar{x}_1, \dots, \bar{x}_m, y_{11}, \dots, y_{k2}$ of S , respectively. a_{ij} is assumed to be the coefficient of z_j in the i th equation of S . b_i is assumed to be the constant in the right-hand side of the i th equation in S .

Similarly, the system S can also be represented by the equation H of the following form.

$$a_1z_1 + \dots + a_{2m+2k}z_{2m+2k} = b$$

In H, each a_j stands for the integer whose decimal representation is $a_{1j} \dots a_{m+kj}$. Similarly, b stands for the integer whose decimal representation is $b_1 \dots b_{m+k}$. The representation is possible because the sum $a_{i1} + \dots + a_{i2m+2k}$ is either equal to 2 or to 5 for each $1 \leq i \leq m+k$. That is, the i th digit in the sum $c = a_1 + \dots + a_{2m+2k}$ depends only on the i th digits of a_1, \dots, a_{2m+2k} . It follows that S is satisfiable over $\{0, 1\}$ if and only if H is satisfiable over $\{0, 1\}$.

As a result, the instance E of the 3-satisfiability problem is satisfiable if and only if the instance $(a_1, \dots, a_{2m+2k}, b)$ of the 0 - 1 knapsack problem has a positive solution. Moreover, a polynomially time-bounded, deterministic Turing transducer can similarly construct corresponding instance of the 0 - 1 knapsack problem, from each instance E of the 3-satisfiability problem. Consequently, the NP-hardness of the 0 - 1 knapsack problem follows from the NP-hardness of the 3-satisfiability problem. \square

Example 5.4.1 Consider the Boolean expression E of the form $(x_1 \vee x_2 \vee \neg x_3) \wedge (\neg x_2 \vee x_3 \vee \neg x_4) \wedge (x_1 \vee x_3 \vee x_4) \wedge (\neg x_1 \vee \neg x_2 \vee x_4)$. E is an instance of the 3-satisfiability problem. The Boolean expression is satisfiable if and only if the following system S of linear equations has a solution over $\{0, 1\}$.

$$\begin{bmatrix} 1 \\ 0 \\ 0 \\ 0 \\ 1 \\ 0 \\ 1 \\ 0 \end{bmatrix} x_1 + \begin{bmatrix} 0 \\ 1 \\ 0 \\ 0 \\ 1 \\ 0 \\ 0 \\ 1 \end{bmatrix} x_2 + \begin{bmatrix} 0 \\ 0 \\ 1 \\ 0 \\ 0 \\ 1 \\ 1 \\ 0 \end{bmatrix} x_3 + \begin{bmatrix} 0 \\ 0 \\ 0 \\ 1 \\ 0 \\ 0 \\ 1 \\ 1 \end{bmatrix} x_4 + \begin{bmatrix} 1 \\ 0 \\ 0 \\ 0 \\ 0 \\ 0 \\ 0 \\ 1 \end{bmatrix} \bar{x}_1 + \begin{bmatrix} 0 \\ 1 \\ 0 \\ 0 \\ 0 \\ 1 \\ 0 \\ 0 \end{bmatrix} \bar{x}_2 + \begin{bmatrix} 0 \\ 0 \\ 1 \\ 0 \\ 0 \\ 0 \\ 0 \\ 0 \end{bmatrix} \bar{x}_3 + \begin{bmatrix} 0 \\ 0 \\ 0 \\ 1 \\ 0 \\ 0 \\ 0 \\ 0 \end{bmatrix} \bar{x}_4 +$$

$$\begin{bmatrix} 0 \\ 0 \\ 0 \\ 0 \\ 1 \\ 0 \\ 0 \\ 0 \end{bmatrix} y_{11} + \begin{bmatrix} 0 \\ 0 \\ 0 \\ 0 \\ 0 \\ 1 \\ 0 \\ 0 \end{bmatrix} y_{12} + \begin{bmatrix} 0 \\ 0 \\ 0 \\ 0 \\ 0 \\ 0 \\ 1 \\ 0 \end{bmatrix} y_{21} + \begin{bmatrix} 0 \\ 0 \\ 0 \\ 0 \\ 0 \\ 0 \\ 1 \\ 0 \end{bmatrix} y_{22} + \begin{bmatrix} 0 \\ 0 \\ 0 \\ 0 \\ 0 \\ 0 \\ 0 \\ 1 \end{bmatrix} y_{31} + \begin{bmatrix} 0 \\ 0 \\ 0 \\ 0 \\ 0 \\ 0 \\ 1 \\ 0 \end{bmatrix} y_{32} + \begin{bmatrix} 0 \\ 0 \\ 0 \\ 0 \\ 0 \\ 0 \\ 0 \\ 1 \end{bmatrix} y_{41} + \begin{bmatrix} 0 \\ 0 \\ 0 \\ 0 \\ 0 \\ 0 \\ 0 \\ 1 \end{bmatrix} y_{42} = \begin{bmatrix} 1 \\ 1 \\ 1 \\ 1 \\ 3 \\ 3 \\ 3 \\ 3 \end{bmatrix}$$

On the other hand, the system S has a solution over $\{0, 1\}$ if and only if the equation H of the following form has a solution over $\{0, 1\}$. The leading zeros are ignored in the constants of H.

$$\begin{aligned}
 & 10001010 x_1 + 1001001 x_2 + 100110 x_3 + 10011 x_4 \\
 & + 10000001 \bar{x}_1 + 1000100 \bar{x}_2 + 101000 \bar{x}_3 + 10100 \bar{x}_4 \\
 & + 1000 y_{11} + 1000 y_{12} \\
 & + 100 y_{21} + 100 y_{22} \\
 & + 10 y_{31} + 10 y_{32} \\
 & + y_{41} + y_{42} \qquad \qquad \qquad = 11113333
 \end{aligned}$$

The expression E is satisfiable if and only if the instance (10001010, 1001001, 100110, 10011, 10000001, 1000100, 101000, 10100, 1000, 1000, 100, 100, 10, 10, 1, 1, 11113333) of the 0 - 1 knapsack problem has a positive solution. □

The Clique Problem

The previous examples of NP-complete problems deal with Boolean expressions and linear equations. The following example deals with graphs.

Theorem 5.4.2 The problem defined by the following pair, called the *clique problem*, is an NP-complete problem.

Domain:

{ (G, k) | G is a graph and k is a natural number }.

Question:

Does G has a clique of size k for the given instance (G, k)? (A *clique* is a subgraph with an edge between each pair of nodes. The number of nodes in a clique is called the *size of the clique*.)

Proof Consider a Turing machine M that on a given instance (G, k) of the clique problem proceeds as follows. M starts by nondeterministically choosing k nodes in G. Then it determines whether there is an edge in G between each pair of the k chosen nodes. If so, then M accepts the input; otherwise it rejects the input. M is of polynomial time complexity. Consequently the clique problem is in NP.

To show the NP-hardnes of the clique problem consider any instance E of the 3-satisfiability problem. As in the proof of the previous result, let x_1, \dots, x_m denote the variables in the Boolean expression E. E is a conjunction $c_1 \wedge \dots \wedge c_k$ of some clauses c_1, \dots, c_k . Each C_i is a disjunction $c_{i1} \vee c_{i2} \vee c_{i3}$ of some literals c_{i1}, c_{i2}, c_{i3} . Each c_{ij} is a variable x_t , or a negation $\neg x_t$ of a variable x_t , for some $1 \leq t \leq m$. From the Boolean expression E a graph G of the following form can be constructed.

The graph G has a node corresponding to each pair $(c_i, (d_1, d_2, d_3))$ of an assignment (d_1, d_2, d_3) that satisfies a clause C_i . The node that corresponds to a pair $(c_i, (d_1, d_2, d_3))$ is labeled by the set $\{x_{i1} = d_1, x_{i2} = d_2, x_{i3} = d_3\}$, where x_{i1}, x_{i2}, x_{i3} are assumed to be the variables used in c_{i1}, c_{i2}, c_{i3} , respectively. It follows that for each C_i , the graph G has seven associated nodes.

The graph G has an edge between a node labeled by a set $\{x_{i_1} = d_1, x_{i_2} = d_2, x_{i_3} = d_3\}$ and a node labeled by a set $\{x_{j_1} = d'_1, x_{j_2} = d'_2, x_{j_3} = d'_3\}$ if and only if no variable x_t has conflicting assignments in the two sets, $1 \leq t \leq m$.

By construction, no pair of nodes associated with the same clause C_i have an edge between them. On the other hand, the edges between the nodes that correspond to each pair of clauses, relate exactly those assignments to the variables that satisfy both clauses simultaneously. Consequently, the Boolean expression E is satisfiable if and only if G has a clique of size k .

A polynomially time-bounded, deterministic Turing transducer can in a similar way determine a corresponding instance (G, k) of the clique problem for each instance E of the 3-satisfiability problem. Therefore, implying the *NP*-hardness of the clique problem. \square

Example 5.4.2 Let E be the Boolean expression $(x_1 \vee x_2 \vee \neg x_3) \wedge (\neg x_2 \vee x_3 \vee \neg x_4) \wedge (x_1 \vee x_3 \vee x_4) \wedge (\neg x_1 \vee x_2 \vee x_4)$. Let G be the graph in Figure [5.4.1](#).

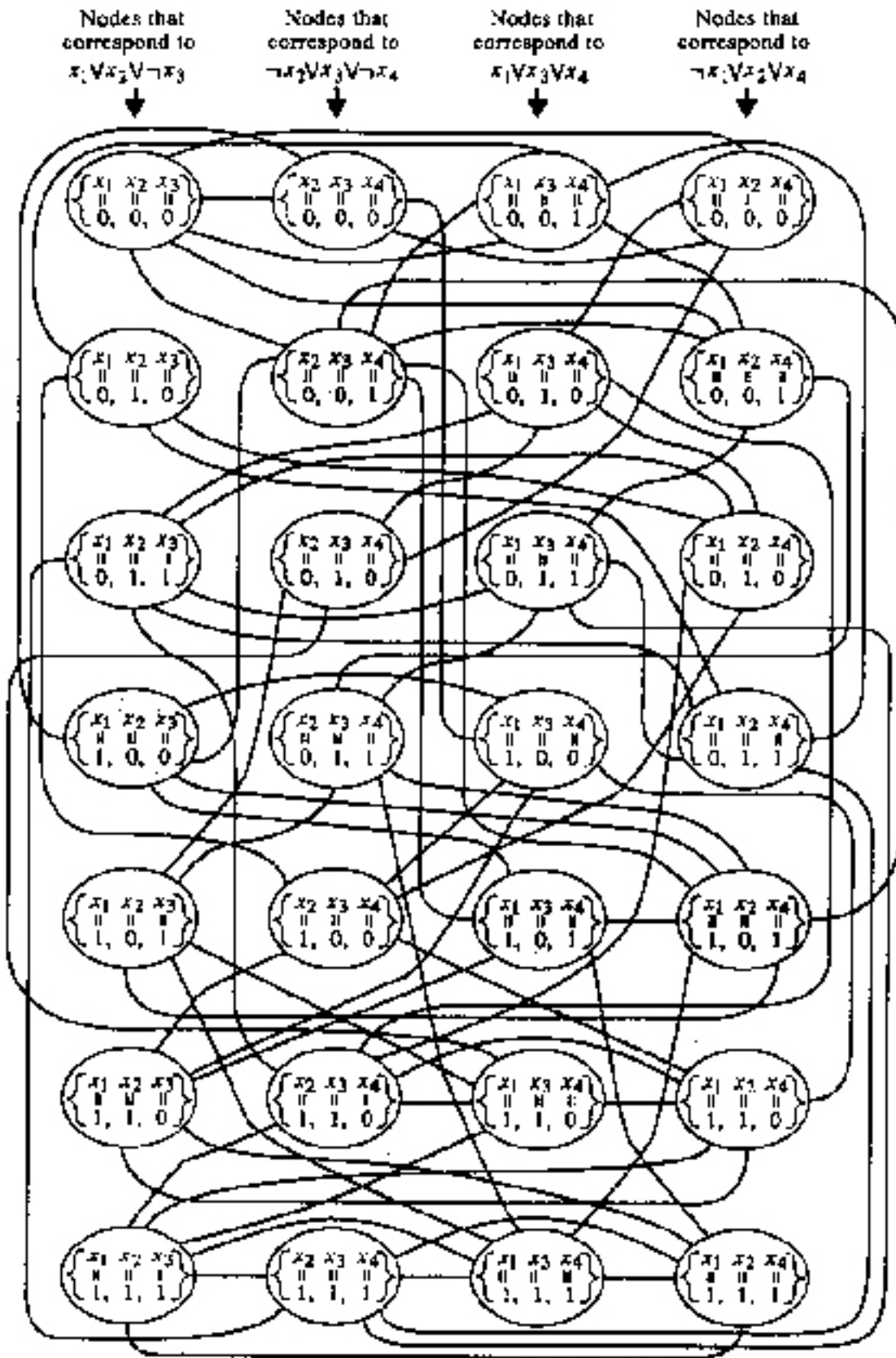


Figure 5.4.1 A graph G which relates the assignments that satisfy the clauses of the Boolean expression $(x_1 \vee x_2 \vee \neg x_3) \wedge (\neg x_2 \vee x_3 \vee \neg x_4) \wedge (x_1 \vee x_3 \vee x_4) \wedge (\neg x_1 \vee x_2 \vee x_4)$.

Then by the proof of the last theorem, E is satisfiable if and only if $(G, 4)$ is satisfiable. The assignment

$(x_1, x_2, x_3, x_4) = (1, 0, 0, 1)$ that satisfies E corresponds to the clique in G whose nodes are shaded. \square

From the definition of NP -completeness, it follows that P is equal to NP if and only if there is an NP -complete problem in P .

It should be noticed that all the known algorithms, for the NP -complete problems, are in essence based on exhaustive search over some domain. For instance, in the case of the satisfiability problem, an exhaustive search is made for an assignment to the variables that satisfies the given expression. In the case of the 0 - 1 knapsack problem, the exhaustive search is made for a subset of a given multiset $\{a_1, \dots, a_N\}$, whose values sum up to some given value b . In the case of the clique problem, the exhaustive search is made for a clique of the desired size. In all of these cases the search is over a domain of exponential size, and so far it seems this is the best possible for the NP -complete problems.

[\[next\]](#) [\[prev\]](#) [\[prev-tail\]](#) [\[front\]](#) [\[up\]](#)

[\[next\]](#) [\[prev\]](#) [\[prev-tail\]](#) [\[tail\]](#) [\[up\]](#)

5.5 Polynomial Space

[From Nondeterministic Space to Deterministic Time](#)

[From Nondeterministic to Deterministic Space](#)

[PSPACE-Complete Problems](#)

[Closure Properties](#)

By Corollary 5.3.1 $NTIME(T(n)) \subseteq DSPACE(T(n))$ and so $PSPACE$ contains NP . Moreover, by Theorem 5.5.1 $PSPACE$ is contained in $EXPTIME$. These containments suggest that $PSPACE$ be studied similarly to NP . Specifically, such a study will be important in the remote possibility that NP turns out to be equal to P -- the same reason the study was important for NP in the first place. However, if NP turns out to be different from P , then the study of $PSPACE$ might provide some insight into the factors that increase the complexity of problems.

Lemma 5.5.1 An $S(n) \geq \log n$ space-bounded Turing machine M can reach at most $2^{dS(n)}$ configurations on a given input of length n . d is assumed to be some constant dependent only on M .

Proof Consider any Turing machine $M = \langle Q, \Sigma, \Gamma, \delta, q_0, B, F \rangle$ of space complexity $S(n) \geq \log n$. For input x of length n the Turing machine M can have at most $|Q| (n + 2) (S(n)|\Gamma|^{S(n)})^m$ different configurations. $|Q|$ denotes the number of states of M , m denotes the number of auxiliary work tapes of M , and $|\Gamma|$ denotes the size of the auxiliary work-tape alphabet Γ of M .

The factor of $|Q|$ arises because in the configurations $(uqv, u_1qv_1, \dots, u_mqv_m)$ which satisfy $uv = \phi x \$$ the state q comes from a set Q of cardinality $|Q|$. The factor $n + 2$ arises because the input head position $|u|$ can be in $n + 2$ locations. $S(n)$ represents the number of possible locations for the head of an auxiliary work tape, and $|\Gamma|^{S(n)}$ represents the number of different strings that can be stored on an auxiliary work tape.

The expression $|Q| (n + 2) (S(n)|\Gamma|^{S(n)})^m$ has a constant d such that

$$\begin{aligned} |Q| (n + 2) (S(n)|\Gamma|^{S(n)})^m &= 2^{\log |Q|} 2^{\log (n+2)} (2^{\log S(n)} 2^{S(n) \log |\Gamma|})^m \\ &\leq 2^{dS(n)} \end{aligned}$$

for all n if $S(n) \geq \log n$. \square

[From Nondeterministic Space to Deterministic Time](#)

By Corollary 5.3.1 nondeterministic and deterministic time satisfy the relation $NTIME(T(n)) \subseteq \bigcup_{c>0} DTIME(2^{cT(n)})$. The following theorem provides a refinement to this result because $NTIME(T(n)) \subseteq NSPACE(T(n))$.

Definition The *configurations tree* of a Turing machine M on input x is a possibly infinite tree Ω defined in the following manner. The root of Ω is a node labeled by the initial configuration of M on input x . A node in Ω , which is labeled by a configuration C_1 , has an immediate successor that is labeled by configuration C_2 if and only if $C_1 \vdash C_2$.

Theorem 5.5.1 If $S(n) \geq \log n$ then

$$NSPACE(S(n)) \subseteq \bigcup_{c>0} DTIME(2^{cS(n)})$$

Proof Consider any $S(n)$ space-bounded Turing machine $M_1 = \langle Q, \Sigma, \Gamma, \delta, q_0, B, F \rangle$. A deterministic Turing machine M_2 can determine if M_1 accepts a given input x by determining whether the configurations tree Ω , of M_1 on input x , contains an accepting configuration. M_2 can do so by finding the set A of all the configurations in Ω , and then checking whether the set contains an accepting configuration. The set A can be generated by following the algorithm.

Step 1

Initiate A to contain only the initial configuration of M_1 on input x .

Step 2

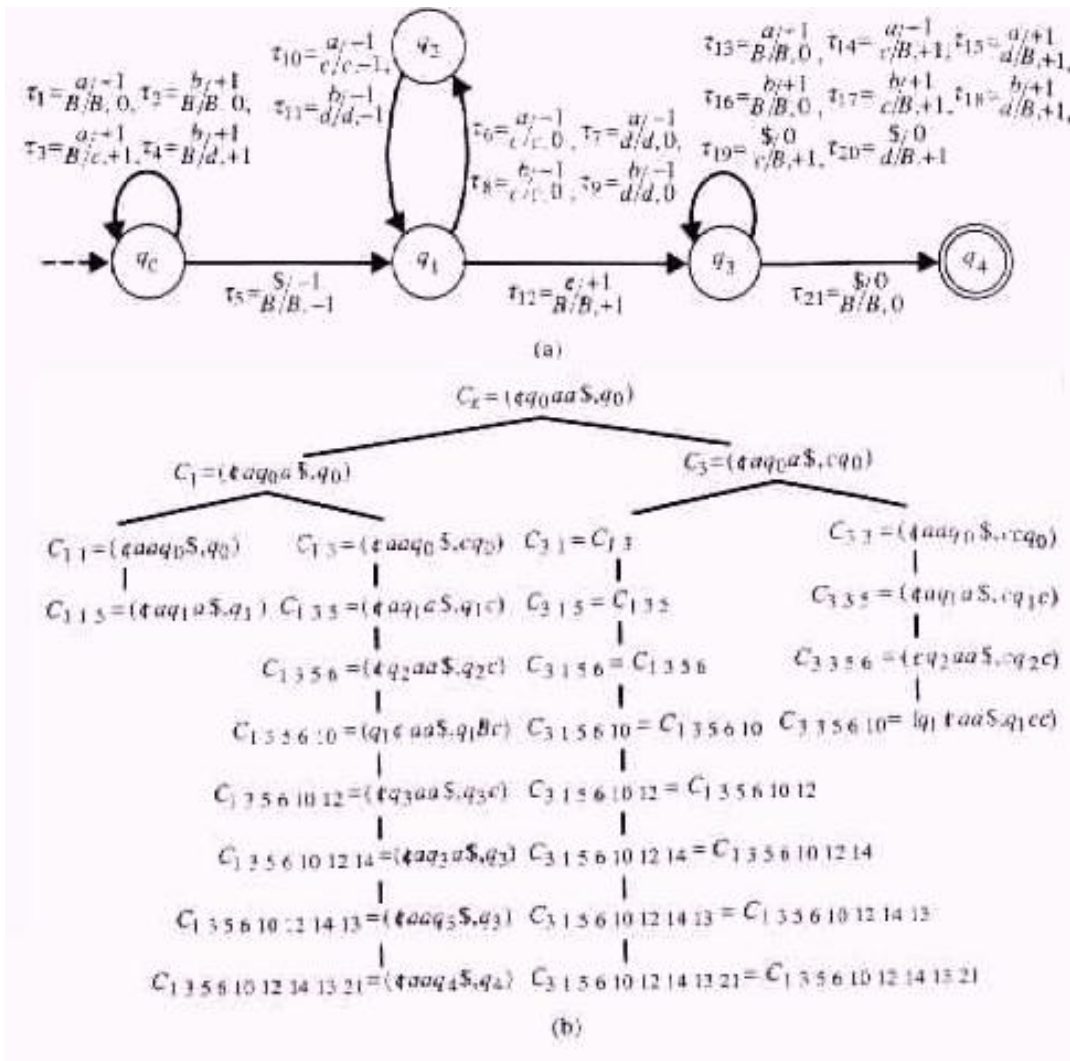
For each configuration C in A that has not been considered yet determine all the configurations that M_1 can reach from C in a single move, and insert them to A .

Step 3

Repeat Step 2 as long as more configurations can be added to A .

By Lemma 5.5.1 the Turing machine M_1 on input x of length n has at most $2^{dS(n)}$ different configurations, for some constant that depends only on M_1 . Each of the configurations $(uqv, y_1qz_1, \dots, y_mqz_m)$ of M_1 on input x can be represented by M_2 in $\log n + m(S(n) + 1)$ space. The set A can be explicitly represented in $(\log n + m(S(n) + 1))2^{dS(n)} \leq 2^{eS(n)}$ space, where e is some constant. The number of times that A is accessed is bounded above by the number of elements that it contains. Consequently, the result follows. \square

Example 5.5.1 Let M_1 be the Turing machine in Figure 5.5.1(a).



(b)

Figure 5.5.1 (a) A Turing machine M_1 . (b) The configurations tree Ω of M_1 on input aa .

The configurations tree Ω of M_1 on input aa is given in Figure 5.5.1(b). For a given input x of M_1 let $C_{i_1 \rightarrow i_t}$ denote the configuration that M_1 reaches from its initial configuration through a sequence of moves using the transition rules $\tau_{i_1}, \dots, \tau_{i_t}$. If no such sequence of moves is possible, then $C_{i_1 \rightarrow i_t}$ is assumed to be an undefined configuration.

The algorithm in the proof of Theorem 5.5.1 inserts C_ϵ to A in Step 1. The first iteration of Step 2 determines the immediate successors C_1 and C_3 of C_ϵ , and inserts them into A . The second iteration considers either the configuration C_1 or the configuration C_3 .

If C_1 is considered before C_3 , then C_{11} and C_{13} are the configurations contributed by C_1 to A . In such a case, C_3 contributes C_{33} to A .

Upon completion A contains the configurations $C_\epsilon, C_1, C_3, C_{11}, C_{13} (= C_{31}), C_{33}, C_{115}, C_{135} (= C_{315}), C_{335}, \dots, C_{3156}$
 10 12 14 13 21. \square

[From Nondeterministic to Deterministic Space](#)

The previous theorem, together with Corollary 5.3.1, imply the hierarchy $DLOG \subseteq NLOG \subseteq P \subseteq NP \subseteq PSPACE \subseteq EXPTIME$ (see Figure 5.5.2).

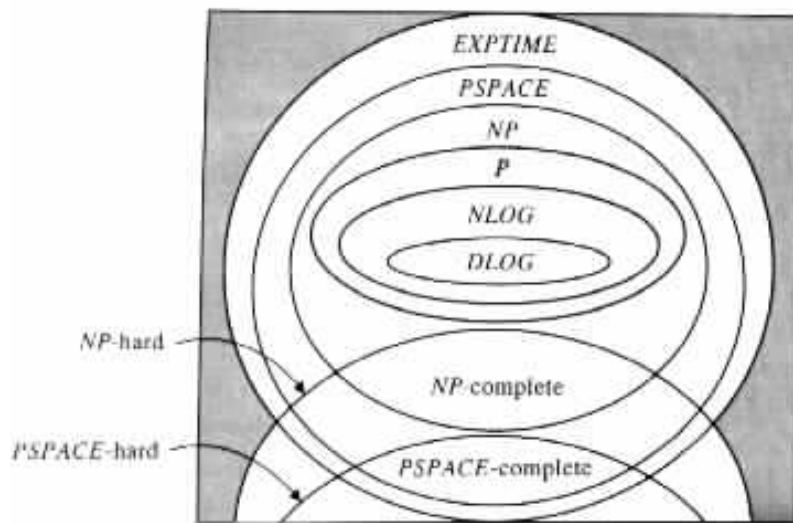


Figure 5.5.2 A refinement to the classification in Figure 5.3.1.

By the following theorem, nondeterministic Turing machines of polynomial space complexity can be simulated by deterministic Turing machines of similar complexity. However, from Exercise 5.2.6 $NLOG$ is properly included in $PSPACE$. Besides this proper inclusion, and the proper inclusion of P in $EXPTIME$, it is not known whether any of the other inclusions in the above hierarchy is proper.

The following theorem provides an approach more economical in space, than that of the proof of the previous theorem.

However, the improvement in the space requirements is achieved at the cost of slower simulations.

Theorem 5.5.2 If $S(n)$ is a fully space-constructible function and $S(n) \geq \log n$ then

$$NSPACE(S(n)) \subseteq DSPACE(S(n))^2$$

Proof Consider any $cS(n)$ space-bounded Turing machine M_1 , where $S(n) \geq \log n$ is fully space-constructible. With no loss of generality it can be assumed that on entering into an accepting configuration the auxiliary work tapes of M_1 are all blank, and the input head of M_1 is on the right endmarker $\$$. In addition, it can be assumed that M_1 has exactly one accepting state q_f . Consequently, an accepting computation of M_1 on a given input x must end at the accepting configuration $(\$xq_f$, q_f, \dots, q_f).$

By definition, M_1 accepts a given input x if and only if M_1 on input x has a sequence of moves, starting at the initial configuration C_0 of M_1 on input x and ending at the accepting configuration C_f of M_1 on input x . By Lemma 5.5.1 the Turing machine M_1 can reach at most $2^{dS(n)}$ different configurations on an input of length n . By Theorem 5.5.1 each configuration requires at most $d's(n)$ space when the input string is excluded. Consequently, M_1 accepts x if and only if it has a sequence of at most $2^{dS(|x|)}$ moves that starts at C_0 and ends at C_f .

A deterministic Turing machine M_2 can determine whether M_1 accepts an input x by the algorithm in Figure 5.5.3.

```

C0 := the initial configuration of M1 on input x
Cf := the accepting configuration of M1 on input x
if R(C0, Cf, 2dS(|x|)) then accept
reject
function R(C1, C2, t)
    if t ≤ 1 then
        if M1 can in t steps reach configuration C2
            from configuration C1 then return (true)
    else for each configuration C of M1 on input x
        of length ≤ d's(|x|) do
            if R(C1, C, ⌈t/2⌉) and
                R(C, C2, ⌊t/2⌋) then return (true)
    return (false)
end

```

Figure 5.5.3 A deterministic simulation of a nondeterministic Turing machine M_1 .

The algorithm uses a recursive function $R(C_1, C_2, t)$ whose task is to determine whether M_1 on input x has a sequence of at most t moves, starting at C_1 and ending at C_2 . The property is checked directly when $t \leq 1$. Otherwise, it is checked recursively by exhaustively searching for a configuration C of M_1 , such that both $R(C_1, C, \lceil t/2 \rceil)$ and $R(C, C_2, \lfloor t/2 \rfloor)$ hold.

The algorithm uses $O(S(n))$ levels of recursion in $R(C_1, C_2, t)$. Each level of recursion requires space $O(S(n))$. Consequently M_2 uses $O((S(n))^2)$ space.

When it derives the configurations of M_1 , M_2 relies on the property that $S(n)$ is space-constructible. \square

[PSPACE-Complete Problems](#)

Approaches similar to those used for showing the *NP*-hardness of some given problems, can also be used for showing *PSPACE*-hardness. The following theorem is an example of a *PSPACE*-complete problem whose *PSPACE*-hardness is shown by a generic transformation.

Theorem 5.5.3 The membership problem for linear bounded automata or, equivalently, for $L = \{ (M, x) \mid M \text{ is a linear bounded automaton that accepts } x \}$ is a *PSPACE*-complete problem.

Proof The language L is accepted by a nondeterministic Turing machine M_U similar to the universal Turing machine in the proof of Theorem [4.4.1](#). M_U on input (M, x) nondeterministically finds a sequence of moves of M on x . M_U accepts the input if and only if the sequence of moves starts at the initial configuration of M on input x , and ends at an accepting configuration. The computation of M_U proceeds in the following manner.

M_U starts by constructing the initial configuration C_0 of M on input x . Then it repeatedly and nondeterministically finds a configuration C that M can reach in one step from the last configuration that has been determined for M by M_U . M_U accepts (M, x) if and when it reaches an accepting configuration of M .

By construction, M_U requires a space no greater than the amount of memory required for recording a single configuration of M . A single configuration $(uqv, u_1qv_1, \dots, u_mqv_m)$ of M requires space equal to the amount of memory needed for recording a single symbol times the number of symbols in the configuration, that is,

$$O(|M|((1 + |uv|) + (1 + |u_1v_1|) + \dots + (1 + |u_mv_m|))) = O(|M|(m + 1)(1 + |x|)) = O(|M|^2|x|)$$

where $|M|$ stands for the length of the representation of M . Consequently, M_U requires a space which is polynomial in the size of its input (M, x) . It follows from Theorem [5.5.2](#) that the language L is in *PSPACE*.

To show that the membership problem for L is *PSPACE*-hard, consider any problem K in *PSPACE*. Assume that A is a deterministic Turing machine of space complexity $S(n) = O(n^k)$ that decides K . From $(A, S(n))$ a polynomially time-bounded, deterministic Turing transducer T_K can be constructed to output the pair (M, y) on input x .

y is assumed to be the string $\#^jx$, where $j = S(|x|)$ and $\#$ is a new symbol. M is assumed to be a linear bounded automaton, which on input $\#^jx$ simulates the computation of A on x with j space. That is, M accepts y if and only if A accepts x within j space. \square

Example 5.5.2 Let A be the Turing machine in Figure [5.3.3](#). Using the terminology in the proof of Theorem [5.5.3](#), the corresponding linear bounded automaton M can be the one given in Figure [5.5.4](#).

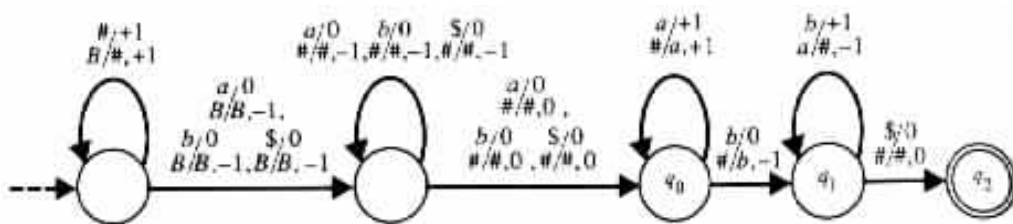


Figure 5.5.4 A linear bounded automaton corresponding to the Turing machine of Figure 5.3.3.

M starts each computation by copying the leading symbols #, from the input to its auxiliary work tape. Then M nondeterministically locates its auxiliary work-tape head over one of the symbols #. Finally, M follows a computation similar to A's on the remainder of the input. The main difference is that M expects the symbol # whenever A scans the left endmarker ϕ or a blank symbol B. \square

The following theorem is an example of a problem whose *PSPACE*-hardness is shown by reduction from another *PSPACE*-hard problem.

Theorem 5.5.4 The inequivalence problem for finite-state automata is *PSPACE*-complete.

Proof Let (M_1, M_2) be any given pair of finite-state automata. A Turing machine M can determine the inequivalency of M_1 and M_2 by finding nondeterministically an input $a_1 \dots a_N$ that is accepted by exactly one of the finite-state automata M_1 and M_2 .

M starts its computation by determining the set S_0 of all the states that M_1 and M_2 can reach on empty input. With no loss of generality it is assumed that M_1 and M_2 have disjoint sets of states. Then M determines, one at a time, the symbols in $a_1 \dots a_N$. For each symbol a_i that M determines, M also finds the set S_i (from those states that are in S_{i-1}) that M_1 and M_2 can reach by consuming a_i .

M halts in an accepting configuration upon, and only upon, finding an S_N that satisfies either of the following conditions.

- a. S_N contains an accepting state of M_1 and no accepting state of M_2 .
- b. S_N contains an accepting state of M_2 and no accepting state of M_1 .

At each instance of the computation, M needs to record only the last symbol a_i and the associated sets S_{i-1} and S_i , that M determines. That is, M on input (M_1, M_2) uses space linear in $|M_1| + |M_2|$. As a result, M is of nondeterministically polynomial space complexity. From Theorem 5.5.2 it follows that the inequivalence problem for finite-state automata is in *PSPACE*.

To show that the inequivalence problem for finite-state automata is a *PSPACE*-hard problem, it is sufficient to demonstrate the existence of a polynomially time-bounded, deterministic Turing transducer T that has the following property: T on input (M, x) , of a linear bounded automaton M and of an input x for M, outputs a pair (M_1, M_2) of finite-state automata M_1 and M_2 . Moreover, M_1 and M_2 are inequivalent if and only if M accepts x.

M_1 can be a finite-state automaton that accepts a given input if and only if the input is not of the form $\#C_0\#C_1\#\dots\#C_f\#$. C_0 is assumed to be the initial configuration of M on input x. C_f is assumed to be an accepting configuration of M on input x. C_i is assumed to be a configuration that M can reach in one move from C_{i-1} , $i = 1, \dots, f$. The length of each C_i is assumed to equal $(n + 3) + m(S(n) + 1)$, m is assumed to be the number of auxiliary work tapes of M, $S(n)$ is assumed to be the space complexity of M, and # is assumed to be a new symbol.

M_1 can determine that an input is not of such a form, by nondeterministically choosing to check for one of the following conditions.

- a. The first symbol in the input is not #.
- b. The last symbol in the input is not #.
- c. C_0 is not an initial configuration of M on input x .
- d. C_f does not contain an accepting state of M .
- e. C_i is not consistent with C_{i-1} for some i (chosen nondeterministically). M_1 can check for this condition by nondeterministically finding a j such that the j th symbol in C_i is not consistent with the j th symbol in C_{i-1} and its two neighbors.

M_1 can check for each of these conditions by using a polynomial number of states in the length of x .

By construction, M_1 accepts all inputs if and only if M does not accept x . The result then follows immediately if M_2 is taken to accept all the strings over the input alphabet of M_1 . \square

Example 5.5.3 The Turing machine M in Figure 5.5.1(a) has space complexity of $S(n) = n + 2$. For the string $x = aa$ the Turing machine M in the proof of Theorem 5.5.4 has the corresponding finite-state automaton M_1 of Figure 5.5.5.

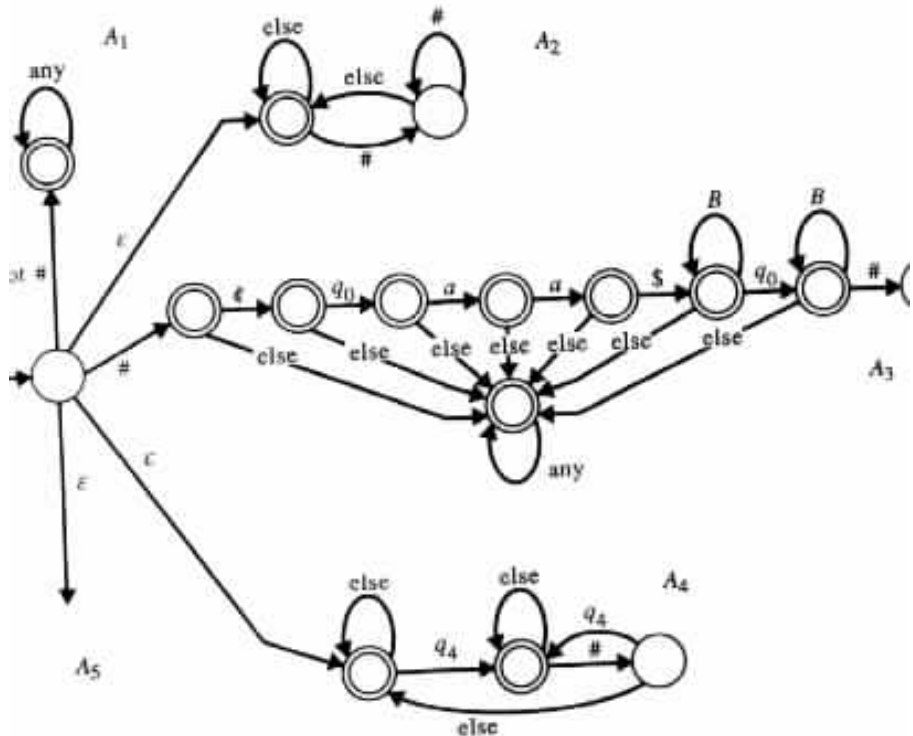


Figure 5.5.5 A finite-state automaton that accepts all inputs if and only if the Turing machine in Figure 5.5.1(a) does not accept aa .

Each configuration $(uq_1v, u_1q_1v_1)$ of M on input aa is assumed to be represented in M_1 by a string $uqv_1q_1v_1$ of length $(n + 3) + (S(n) + 1) = 2n + 6$.

On a given input M_1 nondeterministically chooses to execute one of the subcomponents A_1, A_2, A_3, A_4 , or A_5 .

A_1 checks that the input does not start with the symbol $\#$. A_2 checks that the input does not end with the symbol $\#$. A_3 checks that the string between the first two $\#$ symbols is not the initial configuration of M on input aa . A_4 checks that the accepting state q_4 does not appear in the last configuration C_f .

A_5 checks for inconsistency between consecutive configurations. Its specification is omitted here. \square

Closure Properties

The classes $NTIME$ ($T(n)$) and $NSPACE$ ($S(n)$) are closed under union and intersection (see Exercise 5.1.3(a)), but it is not known whether they are closed under complementation. However, the following theorem holds for $NSPACE$ ($S(n)$).

Theorem 5.5.5 The class $NSPACE$ ($S(n)$) is closed under complementation for $S(n) \geq \log n$.

Proof Consider any $S(n)$ space-bounded, nondeterministic Turing machine M_1 . From M_1 an $S(n)$ space-bounded, nondeterministic Turing machine M_2 can be constructed to accept the complementation of $L(M_1)$.

Specifically, on a given input x the Turing machine M_2 determines whether the configurations tree Ω of M_1 on x contains an accepting configuration. If so, then M_2 rejects x . Otherwise, M_2 accepts x .

M_2 traverses Ω by stages, according to the algorithm in Figure 5.5.6(a).

```
i := 0
l := length of the initial configuration  $C_0$  of  $M_1$  on input  $x$ 
N := 1
repeat
  for each configuration  $C$  in  $\Omega_i$  do
    if  $C$  is an accepting configuration then reject
  l := max(l, length of longest configuration in  $\Omega_{i+1}$ )
  N := number of configurations in  $\Omega_{i+1}$ 
  i := i + 1
until i > (the number of configurations, of  $M_1$  on input  $x$ , of
length l)
accept
```

(a)

```

count := 0
for each configuration C, of M1 on
  input x, of length l at most
  do
    if C0 ⊢* C in exactly i moves then
      begin count := count + 1
      α
    end
if count ≠ N then reject

(b)
nextN := 0
for each configuration C', of
  M1 on input x, of length l do
  begin countup := false
    for each configuration C in Ωi do
      if C ⊢ C' then countup := true
    if countup then nextN := nextN + 1
  end
N := nextN

(c)

```

Figure 5.5.6 (a) A breadth-first search algorithm for accepting the complementation of $L(M_1)$. (b) Simulation of "for each configuration C in Ω_i do α ". (c) Evaluation of the number of configurations in Ω_{i+1} .

At the i th stage M_2 determines the configurations C at the i th level of Ω , that is, the configurations in the set $\Omega_i = \{ C \mid M_1 \text{ has a sequence } C_0 \vdash^* C \text{ of exactly } i \text{ moves that starts at the initial configuration } C_0 \text{ of } M_1 \text{ on input } x \}$.

M_2 halts during the i th stage in a nonaccepting configuration if it determines an accepting configuration in Ω_i . However, it halts at the end of the i th stage in an accepting configuration if it determines that Ω_i cannot contain new configurations (i.e., by determining that i is greater than the number of configurations M_1 can reach on input x).

The configurations C that are in Ω_i are found nondeterministically from i and the number N of configurations in Ω_i . In particular, M_2 simulates the instructions of the form "for each configuration C in Ω_i do α " in accordance with the algorithm in Figure 5.5.6(b). The nondeterminism is required for simulating the sequences of moves $C_0 \vdash^* C$.

M_2 determines the number N of configurations in Ω_{i+1} by determining which configuration can be directly reached from those that are in Ω_i . The algorithm is given in Figure 5.5.6(c).

The result now follows because by Lemma 5.5.1, the Turing machine M_1 can reach at most $2^{O(S(n))}$ different configurations on inputs of length n , that is, M_2 considers only $i \leq 2^{O(S(n))}$ levels of Ω . \square

The class $DSPACE(S(n))$ is closed under union, intersection, and complementation (see Exercise 5.1.3(b)). The closure of $DSPACE(S(n))$ under union, intersection, and complementation can be easily shown by direct simulations. For the last operation, however, the following theorem is required.

Definitions An s space-bounded configuration is a configuration that requires at most s space in each auxiliary work tape. An s space-bounded, backward-moving-configurations tree of a Turing machine M is a tree Ω , defined in the following manner.

The root of Ω is labeled by an s space-bounded configuration of M . A node in Ω , labeled by a configuration C_2 , has an immediate successor labeled by configuration C_1 if and only if C_1 is an s space-bounded configuration of M such that $C_1 \vdash C_2$.

Theorem 5.5.6 Each $S(n)$ space-bounded, deterministic Turing machine M_1 has an equivalent $S(n)$ space-bounded, deterministic Turing machine M_2 that halts on all inputs.

Proof Consider any $S(n)$ space-bounded, deterministic Turing machine $M_1 = \langle Q, \Sigma, \Gamma, \delta, q_0, B, F \rangle$. M_2 can be of the following form. M_2 on a given input x determines the space s_x that M_1 uses on input x . Then M_2 checks whether M_1 has an accepting computation on input x . If so, then M_2 halts in an accepting configuration. Otherwise M_2 halts in a rejecting one.

To determine the value of s_x the Turing machine M_2 initializes s_x to equal 1. Then M_2 increases s_x by 1 as long as it finds an s_x space-bounded configuration C_1 , and an $(s_x + 1)$ space-bounded configuration C_2 , such that the following conditions hold.

- a. $C_1 \vdash C_2$.
- b. M_1 has an s_x space-bounded, backward-moving-configurations tree Ω , the root of which is C_1 and which contains the initial configuration of M_1 on x .

M_2 searches for an s_x space-bounded configuration C_1 that satisfies the above conditions by generating all the s_x space-bounded configurations in canonical order, and checking each of them for the conditions.

To check whether M_1 has an accepting computation on input x the Turing machine M_2 searches for an s_x space-bounded, backward-moving-configurations tree that satisfies the following conditions.

- a. The root of Ω is an accepting configuration of M_1 on input x .
- b. Ω contains the initial configuration of M_1 on input x .

M_2 follows the algorithm in Figure [5.5.7](#)

```

C := Croot
do
  if C is an initial configuration then
    begin
      while C has a predecessor in  $\Omega_s$  do
        C := predecessor of C in  $\Omega_s$ 
      return (true)
    end
  if C is not a terminal node in  $\Omega_s$  then
    C := the leftmost successor of C in  $\Omega_s$ 
  else if C has a right neighbor in  $\Omega_s$  then
    C := the right neighbor C in  $\Omega_s$ 
  else if C has a predecessor in  $\Omega_s$  then
    C := the predecessor of C in  $\Omega_s$ 
  else return (false)
until false
    
```

Figure 5.5.7 Depth-first search for an initial configuration in Ω_s .

for determining whether M_1 on input x has an s space-bounded, backward-moving-configurations tree Ω_s , the root of which is C_{root} and which contains a node that corresponds to an initial configuration. Upon halting, the algorithm is at configuration $C = C_{\text{root}}$.

The algorithm is used only on configurations C_{root} , such that if $C_{\text{root}} \vdash C'$ then C' is not an s space-bounded configuration. This property is used by the algorithm to determine the root of Ω_s upon backtracking.

The algorithm relies on the observation that the determinism of M_1 implies the following properties for each s space-bounded, backward-moving-configurations tree Ω_s .

- a. The tree Ω_s is finite because no configuration can be repeated in a path that starts at the root.
- b. The predecessors, successors, and siblings of each node can be determined simply from the configuration assigned to the node. \square

[\[next\]](#) [\[prev\]](#) [\[prev-tail\]](#) [\[front\]](#) [\[up\]](#)

[\[next\]](#) [\[prev\]](#) [\[prev-tail\]](#) [\[tail\]](#) [\[up\]](#)

5.6 P-Complete Problems

[The Nonterminal Symbols of \$G_x\$](#)

[The Production Rules of \$G_x\$](#)

In some cases it is of interest to study the limitations of some subclasses of P . The motivation might be theoretical, as in the case of the subclass $NLOG$ of P , or practical, as in the case of the subclass U_NC of the problems in P that can be solved by efficient parallel programs (see Section 7.5). In such cases the notion of the "hardest" problems in P is significant.

Specifically, a problem K_1 is said to be *logspace reducible* to a problem K_2 if there exist logspace-bounded, deterministic Turing transducers T_f and T_g that for each instance I_1 of K_1 satisfy the following conditions.

- a. T_f on input I_1 gives an instance I_2 of K_2 .
- b. K_1 has a solution S_1 at I_1 if and only if K_2 has a solution S_2 at I_2 , where S_1 is the output of T_g on input S_2 .

A problem K is said to be a *P-hard problem* if every problem in P is logspace reducible to K . The problem is said to be *P-complete* if it is a P -hard problem in P .

By the definitions above, the P -complete problems are the hardest problems in P , and by Section 7.5 $NLOG \subseteq U_NC \subseteq P$. Consequently, $NLOG$ contains a P -complete problem if and only if $P = NLOG$, and U_NC contains a P -complete problem if and only if $P = U_NC$. It is an open problem whether P equals $NLOG$ or U_NC .

Theorem 5.6.1 The emptiness problem for context-free grammars is P -complete.

Proof Consider any context-free grammar $G = \langle N, \Sigma, R, S \rangle$. The emptiness of $L(G)$ can be determined by the following algorithm.

Step 1

Mark each of the terminal symbols in Σ .

Step 2

Search R for a production rule $A \rightarrow \alpha$, in which α consists only of marked symbols and A is unmarked. If such a production rule $A \rightarrow \alpha$ exists, then mark A and repeat the process.

Step 3

If the start symbol S is unmarked, then declare $L(G)$ to be empty. Otherwise, declare $L(G)$ to be

nonempty.

The number of iterations of Step 2 is bounded above by the number of nonterminal symbols in N . Consequently, the algorithm requires polynomial time and the problem is in P .

To show that the emptiness problem for context-free grammars is P -hard, consider any problem K in P . Assume that $M = \langle Q, \Sigma, \Gamma, \delta, q_0, B, F \rangle$ is a deterministic Turing machine that decides K in $T(n) = O(n^k)$ time and that $Q \cap (\Sigma \cup \Gamma \cup \{\phi, \$\}) = \emptyset$. Let m denote the number of auxiliary work tapes of M , and let r denote the cardinality of δ . Then K can be reduced to the emptiness problem for context-free grammars by a logspace-bounded, deterministic Turing transducer T_K of the following form.

T_K on input x outputs a context-free grammar G_x such that

- a. $L(G_x) = \emptyset$ if K has answer yes at x .
- b. $L(G_x) = \{\epsilon\}$ if K has answer no at x .

T_K constructs the grammar G_x to describe the computation of M on input x .

[The Nonterminal Symbols of \$G_x\$](#)

The nonterminal symbols of G_x represent the possible characteristics of the computation of M on input x . Specifically, G_x has the following nonterminal symbols (t is assumed to denote the value $T(|x|)$).

- a. The start symbol S . S represents the possibility of having a nonaccepting computation of M on input x .
- b. A nonterminal symbol $A_{i,\tau}$ for each transition rule τ of M and each $1 \leq i \leq t$. $A_{i,\tau}$ represents the possibility that the i th move of M on input x uses the transition rule τ .
- c. A nonterminal symbol $A_{i,0,j,X}$ for each $0 \leq i \leq t$, $1 \leq j \leq |x| + 3$, and X in $\{\phi, \$\} \cup \Sigma \cup Q$. $A_{i,0,j,X}$ represents the possibility of having X in the i th configuration of the computation at the j th location of the input description.
- d. A nonterminal symbol $A_{i,r,j,X}$ for each $0 \leq i \leq t$, $1 \leq r \leq m$, $1 \leq j \leq 2t + 1$, and X in $\Gamma \cup Q$. $A_{i,r,j,X}$ represents the possibility of having X in the i th configuration of the computation at the j th location of the r th auxiliary work tape description.
- e. A nonterminal $B_{i,r,q,X}$ for each $0 \leq i \leq t$, $0 \leq r \leq m$, q in Q , and X in $\Sigma \cup \Gamma \cup \{\phi, \$\}$. $B_{i,r,q,X}$ represents the possibility that in the i th configuration the state is q and the symbol under the head of the r th tape is X .

[The Production Rules of \$G_x\$](#)

The production rules of G_x describe how the characteristics of the computation of M on input x are determined. Specifically, the characteristic that is represented by a nonterminal symbol A holds for the computation if and only if $A \Rightarrow^* \epsilon$ in G_x . The production rules of G_x are as follows.

- a. Production rules that determine the input segment in the initial configuration.

$$\begin{aligned} A_{0,0,1,q} &\rightarrow \epsilon \\ A_{0,0,2,q_0} &\rightarrow \epsilon \\ A_{0,0,i+2,\text{ith symbol in } x} &\rightarrow \epsilon \quad \text{for } 1 \leq i \leq |x| \\ A_{0,0,|x|+3,\#} &\rightarrow \epsilon \end{aligned}$$

- b. Production rules that determine the segment of the r th auxiliary work tape in the initial configuration, $1 \leq r \leq m$.

$$\begin{aligned} A_{0,r,j,B} &\rightarrow \epsilon \quad \text{for } 1 \leq j \leq t \text{ and } t+2 \leq j \leq 2t+1 \\ A_{0,r,t+1,q_0} &\rightarrow \epsilon \end{aligned}$$

- c. Production rules that determine the j th symbol for the r th tape in the i th configuration of the computation.

$$A_{i,r,j,X} \rightarrow A_{i-1,r,j-1,Y} A_{i-1,r,j,Z} A_{i-1,r,j+1,W} A_{i,\tau}$$

for each X, Y, Z, W, τ , such that $f_r(Y, Z, W, \tau) = X$. $f_r(Y, Z, W, \tau)$ is assumed to be a function that determines the replacement X of Z for the r th tape when Y is to the left of Z , W is to the right of Z , and τ is the transition rule in use. The left "boundary symbols" $A_{i-1,0,-1,Y}, \dots, A_{i-1,m,-1,Y}, A_{i-1,0,|x|+4,W}$ and the right ones $A_{i-1,1,2t+2,W}, \dots, A_{i-1,m,2t+2,W}$ are assumed to equal the empty string ϵ .

- d. Production rules that determine whether the computation is nonaccepting.

$$S \rightarrow B_{i,0,q,a} B_{i,1,q,b_1} \cdots B_{i,m,q,b_m}$$

for each $0 \leq i \leq t$, a nonaccepting state q , and a, b_1, \dots, b_m such that $\delta(q, a, b_1, \dots, b_m) = \emptyset$ (i.e., M has no next move).

- e. Production rules that determine the transition rule to be used in the i th move of the computation, $1 \leq i \leq t$.

$$A_{i,\tau} \rightarrow B_{i-1,0,q,a} B_{i-1,1,q,b_1} \cdots B_{i-1,m,q,b_m}$$

for each transition rule $\tau = (q, a, b_1, \dots, b_m, p, d_0, c_1, d_1, \dots, c_m, d_m)$ of the Turing machine M .

Since M is deterministic, for a given i there exists at most one τ such that $A_{i,\tau} \Rightarrow^* \epsilon$.

- f. Production rules that are used for determining the state of M and the symbols scanned by the heads of M in the i th configuration, $0 \leq i \leq t$.

$$\begin{aligned} B_{i,0,q,a} &\rightarrow A_{i,0,j_0,q} A_{i,0,j_0+1,a} \\ B_{i,1,q,b_1} &\rightarrow A_{i,1,j_1,q} A_{i,1,j_1+1,b_1} \\ &\vdots \\ B_{i,m,q,b_m} &\rightarrow A_{i,m,j_m,q} A_{i,m,j_m+1,b_m} \end{aligned}$$

for each $1 \leq j_0 \leq |x| + 2$, and $1 \leq j_r \leq 2t$ with $1 \leq r \leq m$. \square

Example 5.6.1 Let M be the deterministic Turing machine of Figure 5.3.3(a), $x = ab$, and assume the notations in Theorem 5.6.1.

The following production rules of G_x determine the input segment in the initial configuration of M on x .

$$\begin{aligned} A_{0,0,1,q} &\rightarrow \epsilon \\ A_{0,0,2,q_0} &\rightarrow \epsilon \\ A_{0,0,3,a} &\rightarrow \epsilon \\ A_{0,0,4,b} &\rightarrow \epsilon \\ A_{0,0,5,\dagger} &\rightarrow \epsilon \end{aligned}$$

The production rules that determine the segment of the auxiliary work tape in the initial configuration have the following form.

$$\begin{aligned} B_{0,0,j,B} &\rightarrow \epsilon & 1 \leq j \leq 4 \text{ and } 6 \leq j \leq 9 \\ B_{0,0,5,q_0} &\rightarrow \epsilon \end{aligned}$$

The following production rules determine the second configuration from the first.

$$\begin{array}{lcl}
 A_{1,0,1,q} & \rightarrow & A_{0,0,1,q} A_{0,0,2,q_0} A_{1,\tau_1} \\
 A_{1,0,2,a} & \rightarrow & A_{0,0,1,q} A_{0,0,2,q_0} A_{0,0,3,a} A_{1,\tau_1} \\
 A_{1,0,3,q_0} & \rightarrow & A_{0,0,2,q_0} A_{0,0,3,a} A_{0,0,4,b} A_{1,\tau_1} \\
 A_{1,0,4,b} & \rightarrow & A_{0,0,3,a} A_{0,0,4,b} A_{0,0,5,t} A_{1,\tau_1} \\
 A_{1,0,5,t} & \rightarrow & A_{0,0,4,b} A_{0,0,5,t} A_{1,\tau_1} \\
 A_{1,1,1,B} & \rightarrow & A_{0,1,1,B} A_{0,1,2,B} A_{1,\tau_1} \\
 A_{1,1,2,B} & \rightarrow & A_{0,1,1,B} A_{0,1,2,B} A_{0,1,3,B} A_{1,\tau_1} \\
 A_{1,1,3,B} & \rightarrow & A_{0,1,2,B} A_{0,1,3,B} A_{0,1,4,B} A_{1,\tau_1} \\
 A_{1,1,4,B} & \rightarrow & A_{0,1,3,B} A_{0,1,4,B} A_{0,1,5,q_0} A_{1,\tau_1} \\
 A_{1,1,5,a} & \rightarrow & A_{0,1,4,B} A_{0,1,5,q_0} A_{0,1,6,B} A_{1,\tau_1} \\
 A_{1,1,6,q_0} & \rightarrow & A_{0,1,5,q_0} A_{0,1,6,B} A_{0,1,7,B} A_{1,\tau_1} \\
 A_{1,1,7,B} & \rightarrow & A_{0,1,6,B} A_{0,1,7,B} A_{0,1,8,B} A_{1,\tau_1} \\
 A_{1,1,8,B} & \rightarrow & A_{0,1,7,B} A_{0,1,8,B} A_{0,1,9,B} A_{1,\tau_1} \\
 A_{1,1,9,B} & \rightarrow & A_{0,1,8,B} A_{0,1,9,B} A_{1,\tau_1}
 \end{array}$$

The production rule $A_{1,\tau_1} \rightarrow B_{0,0,q_0,a} B_{0,1,q_0,B}$ determines the transition rule used in the first move.

The following production rules determine the state of M and the symbols scanned by the heads of M, in the first configuration.

$$\begin{array}{lcl}
 B_{0,0,q_0,a} & \rightarrow & A_{0,0,2,q_0} A_{0,0,3,a} \\
 B_{0,1,q_0,B} & \rightarrow & A_{0,1,5,q_0} A_{0,1,6,B}
 \end{array}$$

□

[\[next\]](#) [\[prev\]](#) [\[prev-tail\]](#) [\[front\]](#) [\[up\]](#)

[\[next\]](#) [\[prev\]](#) [\[prev-tail\]](#) [\[tail\]](#) [\[up\]](#)

Exercises

5.1.1

The RAM represented by the program of Figure [5.E.1](#)

```
read x
read y
if x < y then
  do
    t := x
    x := y
    y := t
  until true
do
  t := x mod y
  x := y
  y := t
until t = 0
write x
if eof then accept
```

Figure 5.E.1

is based on Euclid's algorithm and determines the greatest common divisor of any given pair of positive integers. Find the time and space complexity of the RAM.

- Under the uniform cost criterion.
- Under the logarithmic cost criterion.

5.1.2

Show that a RAM can compute the relation $\{ (1^n, y) \mid n \geq 0, \text{ and } y \text{ is the binary representation of } n \}$ in time linear in n .

Hint: Note that $(1/2^1) + (2/2^2) + (3/2^3) + \dots < 3$.

5.1.3

Show that each of the following classes is closed under the given operations.

- a. $NTIME(T(n))$ and $NSPACE(S(n))$ under the operations of union and intersection.
- b. $DTIME(T(n))$ under the operations of union, intersection, and complementation.

5.1.4

Consider any two functions $T_1(n)$ and $T_2(n)$. Assume that for each constant c , there is a constant n_c such that $T_2(n) \geq cT_1(n)$ for all $n \geq n_c$. Show that $DTIME(T_1(n)) \subseteq DTIME(T_2(n))$.

5.1.5

(Tape Compression Theorem) Let c be any constant greater than 0. Show that each $S(n)$ space-bounded, m auxiliary-work-tape Turing machine M has an equivalent $cS(n)$ space-bounded, m auxiliary-work-tape Turing machine M_c .

5.1.6

Show that each of the following problems is in NP .

- a. The *nonprimality problem* defined by the following pair.

Domain:

$\{ m \mid m \text{ is a natural number} \}$.

Question:

Is the given instance m a nonprime number?

- b. The *traveling-salesperson problem* defined by the following pair.

Domain:

$\{ (G, d, b) \mid G \text{ is a graph, } d \text{ is a "distance" function that assigns a natural number to each edge of } G, \text{ and } b \text{ is a natural number} \}$.

Question:

Does the given instance (G, d, b) have a cycle that contains all the nodes of G and is of length no greater than b ?

- c. The *partition problem* defined by the following pair.

Domain:

$\{ (a_1, \dots, a_N) \mid N > 0 \text{ and } a_1, \dots, a_N \text{ are natural numbers} \}$.

Question:

Is there a subset S of $\{a_1, \dots, a_N\}$ for the given instance (a_1, \dots, a_N) such that (the sum of all the elements in S) = (the sum of all the elements in $\{a_1, \dots, a_N\} - S$)?

5.1.7

Show that each of the following problems is in $NSPACE(\log n)$.

- a. The *graph accessibility problem* defined by the following pair.

Domain:

$\{ (G, u, v) \mid G \text{ is a graph, and } u \text{ and } v \text{ are nodes of } G \}$.

Question:

Is there a path from u to v in G for the given instance (G, u, v) ?

- b. The *c-bandwidth problem* for graphs defined by the following pair, where c is a natural number.

Domain:

$\{ G \mid G \text{ is a graph } \}$.

Question:

Does the given graph $G = (V, E)$ have a linear ordering on V with bandwidth c or less, that is, a one-to-one function $f: V \rightarrow \{1, \dots, |V|\}$ such that $|f(u)-f(v)| \leq c$ for all (u, v) in E ?

5.1.8

Show that the following problems are solvable by logspace-bounded Turing transducers.

- Sorting sequences of integers.
- Addition of integers.
- Multiplication of integers.
- Multiplication of matrices of integers.

5.2.1

Show that each of the following functions is a fully time-constructible function.

- n^k for $k \geq 1$.
- 2^n .

5.2.2

Show that each of the following functions is a fully space-constructible function.

- $\log n$.
- \sqrt{n} .

5.2.3

Show that each space-constructible function $S(n) \geq n$ is also a fully space-constructible function.

5.2.4

Show that there are infinitely many functions $T_1(n)$ and $T_2(n)$ such that the containments $DTIME(T_1(n)) \subsetneq DTIME(T_2(n)) \subsetneq NP$ are proper.

5.2.5

Show that for each $T(n) > n$, the language $\{ x \mid x = x_i \text{ and } M_i \text{ is a deterministic Turing machine that does not accept } x_i \text{ in } T(|x_i|) \text{ time} \}$ is not in $DTIME(T(n))$.

Hint: Use the following result.

Linear Speed-Up Theorem A $T(n)$ time-bounded Turing machine M_1 has an equivalent $cT(n)$ time-bounded Turing machine M_2 if $T(n) > n$ and $c > 0$. Moreover, M_2 is deterministic if M_1 is so.

5.2.6

(Space Hierarchy Theorem) Consider any function $S_1(n) \geq \log n$ and any fully space-constructible function $S_2(n)$. Assume that for each $c > 0$ there exists an n_c , such that $cS_1(n) < S_2(n)$ for all $n \geq$

n_c . Show that there is a language in $DSPACE(S_2(n))$ that is not in $DSPACE(S_1(n))$.

5.3.1

What will be the value of

5.3.2

What will be the value of

- a. E_{init}
- b. E_{accept}
- c. $f_0(q_0, a, W, \tau_1)$
- d. $f_0(Y, q_0, a, \tau_1)$
- e. $f_0(Y, Z, q_0, \tau_1)$
- f. $f_0(Y, Z, W, \tau_1)$
- g. $f_1(q_0, B, W, \tau_1)$
- h. $f_1(Y, q_0, B, \tau_1)$
- i. $f_1(Y, Z, q_0, \tau_1)$
- j. $f_1(Y, Z, W, \tau_1)$

in Example [5.3.2](#) if $x = abb$?

5.3.3

Show that the proof of Theorem [5.3.1](#) implies a Boolean expression E_x of size $O((T(|x|)^2 \log T(|x|)))$.

5.3.4

Show that the problem \hat{K} concerning the solvability of systems of linear Diophantine equations over $\{0, 1\}$ is an NP -complete problem. Use a generic proof, in which each problem in NP is shown to be directly reducible to \hat{K} , to show the NP -hardness of the problem.

5.4.1

What is the instance of the 0 - 1 knapsack problem that corresponds to the instance $(x_1 \vee \neg x_2 \vee x_4) \wedge (\neg x_1 \vee x_2 \vee x_3) \wedge (\neg x_2 \vee \neg x_3 \vee \neg x_4)$ of the 3-satisfiability problem, according to the proof of Theorem [5.4.1](#)?

5.4.2

Modify the proof of Theorem [5.4.1](#) to show that the problem defined by the following pair, called the *integer knapsack problem*, is an NP -complete problem.

Domain:

$$\{ (a_1, \dots, a_N, b) \mid N \geq 1, \text{ and } a_1, \dots, a_N, b \text{ are natural numbers} \}$$

Question:

Are there natural numbers v_1, \dots, v_N such that $a_1 v_1 + \dots + a_N v_N = b$ for the given instance (a_1, \dots, a_N, b) ?

Hint: Construct the system E so that its i th equation from the start equals the i th equation from the end.

5.4.3

Show, by reduction from the 0 - 1 knapsack problem, that the partition problem is an NP -hard problem.

5.4.4

What is the instance of the clique problem that corresponds to the instance $(x_1 \vee \neg x_2 \vee x_4) \wedge (\neg x_1 \vee x_2 \vee x_3) \wedge (\neg x_2 \vee \neg x_3 \vee \neg x_4)$ of the 3 satisfiability problem, according to the proof of Theorem [5.4.2](#)?

5.4.5

A LOOP(1) program is a LOOP program in which no nesting of **do**'s is allowed. Show that the inequivalence problem for LOOP(1) programs is an *NP*-hard problem.

5.5.1

Modify Example [5.5.1](#) for the case that *M* is the Turing machine in Figure [5.5.1](#)(a) and $x = aba$.

5.5.2

The proof of Theorem [5.5.2](#) shows that

$$NSPACE(S_1(n)) \subseteq DSPACE(S_2(n))$$

for $S_2(n) = (S_1(n))^2$ if the following two conditions hold.

1. $S_1(n) \geq \log n$.
2. $S_1(n)$ is fully space-constructible.
 - a. What is the bound that the proof implies for $S_2(n)$ if condition (1) is revised to have the form $S_1(n) < \log n$?
 - b. Determine the time complexity of M_2 in the proof of Theorem [5.5.2](#).
 - c. Show that condition (2) can be removed.

5.5.3

Modify Example [5.5.2](#) for the case that *A* is the Turing machine in Figure [5.5.1](#)(a).

5.5.4

A *two-way finite-state automaton* is an 0 auxiliary-work-tape Turing machine. Show that the nonemptiness problem for two-way deterministic finite-state automata is *PSPACE*-complete .

5.5.5

Show that each $S(n) \geq \log n$ space-bounded Turing transducer M_1 has an equivalent $S(n)$ space-bounded Turing transducer M_2 that halts on all inputs.

5.6.1

Show that logspace reductions are closed under composition , that is, if problem K_a is logspace reducible to problem K_b and K_b is logspace reducible to problem K_c then K_a is logspace reducible to K_c .

5.6.2

Let G_x be the grammar of Example [5.6.1](#). List all the production rules $A \rightarrow \alpha$ of G_x that satisfy $\alpha \Rightarrow^* \epsilon$ but are not listed in the example.

5.6.3

The *circuit-valued problem*, or *CVP*, is defined by the following pair.

Domain:

$\{ (I_1, \dots, I_m) \mid m \geq 0, \text{ and each } I_i \text{ is an instruction of any of the following forms.}$

a. $x_i := 0.$

b. $x_i := 1.$

c. $x_i := x_j \oplus x_k$ for some $j < i, k < i,$ and some function $\oplus: \{0, 1\}^2 \rightarrow \{0, 1\}.$ }

Question:

Does $x_m = 1$ for the given instance (I_1, \dots, I_m) ?

Show that CVP is a P -complete problem.

[\[next\]](#) [\[prev\]](#) [\[prev-tail\]](#) [\[front\]](#) [\[up\]](#)

[\[prev\]](#) [\[prev-tail\]](#) [\[tail\]](#) [\[up\]](#)

[Bibliographic Notes](#)

The intensive interest in time and space complexity was spurred by [Hartmanis](#) and [Stearns](#) (1965). The relationship between RAM's and Turing transducers was considered in [Cook](#) and [Reckhov](#) (1973). The time hierarchy result in Theorem [5.2.1](#) and the Linear Speed-Up Theorem in Exercise [5.2.5](#) are from [Hartmanis](#) and [Stearns](#) (1965). Exercise [5.1.5](#) and Exercise [5.2.6](#) are from [Stearns](#) , [Hartmanis](#) , and [Lewis](#) (1965).

The polynomial time complexity of several problems was noticed by [Cobham](#) (1964). [Edmonds](#) (1965a) identified tractability with polynomial time, and informally defined the class NP . In addition, [Edmonds](#) (1965b) conjectured that the traveling-salesperson problem is in $NP - P$. [Karp](#) (1972) showed that the problem is NP -complete.

[Cook](#) (1971) laid the foundations for the theory of NP -completeness, by formally treating the $P = NP$ question and exhibiting the existence of NP -complete problems. The importance of the theory was demonstrated by [Karp](#) (1972) by exhibiting the NP -completeness of a large number of classical problems. Similar investigation was carried out independently by [Levin](#) (1973).

The NP -completeness of the satisfiability problem was shown in [Cook](#) (1971). [Karp](#) (1972) showed the NP -completeness of the clique problem, the partition problem, and the 0 - 1 knapsack problem. The NP -completeness of the integer knapsack problem was shown by [Lueker](#) (1975). The NP -completeness of the inequivalence problem for LOOP(1) programs was shown by [Hunt](#) , [Constable](#) , and [Sahni](#) (1980).

The quadratic relationship between deterministic and nondeterministic space in Theorem [5.5.2](#) is due to [Savitch](#) (1970). The $PSPACE$ -completeness of the membership problem for linear bounded automata in Theorem [5.5.3](#) is due to [Karp](#) (1972). The $PSPACE$ -completeness of the inequivalence problem for finite-state automata in Theorem [5.5.4](#) is implied from [Kleene](#) (1956). The $PSPACE$ -completeness of the emptiness problem for two-way deterministic finite-state automata in Exercise [5.5.4](#) is due to [Hunt](#) (1973). The closure in Theorem [5.5.5](#) of $NSPACE$ ($S(n)$) under complementation was independently obtained by [Immerman](#) (1987) and [Szelepcsényi](#) (1987). Theorem [5.5.6](#) is due to [Sipser](#) (1978). Exercise [5.5.5](#) is due to [Hopcroft](#) and [Ullman](#) (1969).

The P -completeness in Theorem [5.6.1](#) of the emptiness problem for context-free grammars is due to [Jones](#) and [Laaser](#) (1976). The P -completeness in Exercise [5.6.3](#) of CVP is due to [Ladner](#) (1975).

Additional insight into the topic of resource-bounded computation is offered in [Hopcroft](#) and [Ullman](#) (1979), [Garey](#) and [Johnson](#) (1979), and [Stockmeyer](#) (1985).

[\[prev\]](#) [\[prev-tail\]](#) [\[front\]](#) [\[up\]](#)

[\[next\]](#) [\[prev\]](#) [\[prev-tail\]](#) [\[tail\]](#) [\[up\]](#)

Chapter 6 PROBABILISTIC COMPUTATION

So far, in analyzing programs for their time requirements, we have considered worst cases. Programs whose worst cases are good, are obviously the most desirable ones for solving given problems. However, in many circumstances we might also be satisfied with programs that generally behave well for each input, where no better program available. In fact, one might be satisfied with such programs, even when they contain a small probability of providing wrong answers. Programs of this nature are created by allowing instructions to make random choices. These types of programs are referred to as probabilistic.

The first section of this chapter introduces probabilistic instructions into programs. And the second section considers the usefulness of such programs that might err. The third section introduces the notion of probabilistic Turing transducers for modeling the computations of probabilistic programs. The chapter concludes with a consideration of some probabilistic polynomial time classes of problems.

6.1 [Error-Free Probabilistic Programs](#)

6.2 [Probabilistic Programs That Might Err](#)

6.3 [Probabilistic Turing Transducers](#)

6.4 [Probabilistic Polynomial Time](#)

[Exercises](#)

[Bibliographic Notes](#)

[\[next\]](#) [\[prev\]](#) [\[prev-tail\]](#) [\[front\]](#) [\[up\]](#)

[\[next\]](#) [\[tail\]](#) [\[up\]](#)

6.1 Error-Free Probabilistic Programs

Randomization is an important programming tool. Intuitively, its power stems from choice. The ability to make "random choices" can be viewed as a derivation of the ability to make "nondeterministic choices."

In the nondeterministic case, each execution of an instruction must choose between a number of options. Some of the options might be "good", and others "bad." The choice must be for a good option, whenever it exists. The problem is that it does not generally seem possible to make nondeterministic choices in an efficient manner.

The options in the case for random choices are similar to those for the nondeterministic case, however, no restriction is made on the nature of the option to be chosen. Instead, each of the good and bad options is assumed to have an equal probability of being chosen. Consequently, the lack of bias among the different options enables the efficient execution of choices. The burden of increasing the probability of obtaining good choices is placed on the programmer.

Here random choices are introduced to programs through *random assignment instructions* of the form $x := \text{random}(S)$, where S can be any finite set. An execution of a random assignment instruction $x := \text{random}(S)$ assigns to x an element from S , where each of the elements in S is assumed to have an equal probability of being chosen. Programs with random assignment instructions, and no nondeterministic instructions, are called *probabilistic programs*.

Each execution sequence of a probabilistic program is assumed to be a *computation*. On a given input a probabilistic program might have both accepting and nonaccepting computations.

The execution of a random assignment instruction $x := \text{random}(S)$ is assumed to take one unit of time under the uniform cost criteria, and $|v| + \log |S|$ time under the logarithmic cost criteria. $|v|$ is assumed to be the length of the representation of the value v chosen from S , and $|S|$ is assumed to denote the cardinality of S .

A probabilistic program P is said to have an *expected time complexity* $\bar{T}(x)$ on input x if $\bar{T}(x)$ is equal to $p_0(x) \cdot 0 + p_1(x) \cdot 1 + p_2(x) \cdot 2 + \dots$. The function $p_i(x)$ is assumed to be the probability for the program P to have on input x a computation that takes exactly i units of time.

The program P is said to have an *expected time complexity* $\bar{T}(n)$ if $\bar{T}(|x|) \geq \bar{T}(x)$ for each x .

The following example shows how probabilism can be used to guarantee an improved behavior (on average) for each input.

Example 6.1.1 Consider the deterministic program in Figure [6.1.1](#)

```

call SELECT(k, S)
procedure SELECT(k,S)
    x := first element in S
    S1 := { y | y is in S, and y < x }
    n1 := cardinality of the set stored in S1
    S2 := { y | y is in S, and y > x }
    n2 := cardinality of the set stored in S2
    n3 := (cardinality of the set stored in S) - n2
    case
        k ≤ n1: SELECT(k, S1)
        n3 < k : SELECT(k - n3, S2)
        n1 < k ≤ n3: x holds the desired element
    end
end

```

Figure 6.1.1 A program that selects the k th smallest element in S .

(given in a free format using recursion). The program selects the k th smallest element in any given set S of finite cardinality.

Let $T(n)$ denote the time (under the uniform cost criteria) that the program takes to select an element from a set of cardinality n . $T(n)$ satisfies, for some constant c and some integer $m < n$, the following inequalities.

$$T(n) \leq \begin{cases} T(m) + cn & \text{if } n > 1 \\ c & \text{if } n \leq 1 \end{cases}$$

From the inequalities above

$$\begin{aligned}
 T(n) &\leq T(n-1) + cn \\
 &\leq T(n-2) + c(n + (n-1)) \\
 &\leq T(n-3) + c(n + (n-1) + (n-2))
 \end{aligned}$$

$$\begin{aligned} &\leq \dots \\ &\leq T(1) + c(n + (n - 1) + \dots + 2) \\ &\leq cn^2. \end{aligned}$$

That is, the program is of time complexity $O(n^2)$.

The time requirement of the program is sensitive to the ordering of the elements in the sets in question. For instance, when searching for the smallest element, $O(n)$ time is sufficient if the elements of the set are given in nondecreasing order. Alternatively, the program uses $O(n^2)$ time when the elements are given in nonincreasing order.

This sensitivity to the order of the elements can be eliminated by assigning a random element from S to x , instead of the first element of S . In such a case, the expected time complexity $\bar{T}(n)$ of the program satisfies the following inequalities, for some constant c .

$$\bar{T}(n) \leq \begin{cases} \frac{1}{n} (\bar{T}(0) + \bar{T}(1) + \dots + \bar{T}(n - 1)) + cn & \text{if } n > 1 \\ c & \text{if } n \leq 1 \end{cases}$$

From the inequalities above

$$\begin{aligned} \bar{T}(n) &\leq \frac{1}{n} (\bar{T}(0) + \dots + \bar{T}(n - 1)) + cn \\ &\leq \frac{1}{n} (\bar{T}(0) + \dots + \bar{T}(n - 2)) \\ &\quad + \frac{1}{n} \left(\frac{1}{n-1} (\bar{T}(0) + \dots + \bar{T}(n - 2)) \right) + \frac{1}{n} (c(n - 1)) + cn \\ &\leq \frac{1}{n} \left(1 + \frac{1}{n-1} \right) (\bar{T}(0) + \dots + \bar{T}(n - 2)) + c \left(1 - \frac{1}{n} \right) + cn \\ &\leq \frac{1}{n-1} (\bar{T}(0) + \dots + \bar{T}(n - 2)) + c + cn \\ &\leq \frac{1}{n-1} (\bar{T}(0) + \dots + \bar{T}(n - 3)) \\ &\quad + \frac{1}{n-1} \left(\frac{1}{n-2} (\bar{T}(0) + \dots + \bar{T}(n - 3)) \right) \\ &\quad + \frac{1}{n-1} (c(n - 2)) + c + cn \\ &\leq \frac{1}{n-1} \left(1 + \frac{1}{n-2} \right) (\bar{T}(0) + \dots + \bar{T}(n - 3)) + 2c + cn \\ &\leq \frac{1}{n-2} (\bar{T}(0) + \dots + \bar{T}(n - 3)) + 2c + cn \\ &\leq \frac{1}{n-3} (\bar{T}(0) + \dots + \bar{T}(n - 4)) + 3c + cn \end{aligned}$$

$$\begin{aligned} &\leq \dots \\ &\leq \overline{T}(1) + (n - 1)c + cn \\ &\leq 2cn. \end{aligned}$$

That is, the modified program is probabilistic and its expected time complexity is $O(n)$. For every given input (k, S) with S of cardinality $|S|$, the probabilistic program is guaranteed to find the k th smallest element in S within $O(|S|^2)$ time. However, on average it requires $O(|S|)$ time for a given input. \square

[\[next\]](#) [\[front\]](#) [\[up\]](#)

[\[next\]](#) [\[prev\]](#) [\[prev-tail\]](#) [\[tail\]](#) [\[up\]](#)

6.2 Probabilistic Programs That Might Err

[Error Probability of Repeatedly Executed Probabilistic Programs](#)

[Outputs of Probabilistic Programs](#)

For many practical reasons programs might be allowed a small probability of erring on some inputs.

Example 6.2.1 A brute-force algorithm for solving the nonprimality problem takes exponential time (see Example 5.1.3). The program in Figure 6.2.1 is an example of a probabilistic program that determines the nonprimality of numbers in polynomial expected time.

```

read x
y := random({2, . . . ,  $\sqrt{x}$  })
if x is divisible by y then
    answer := yes          /* not a prime number */
else answer := no

```

Figure 6.2.1 An undesirable probabilistic program for the nonprimality problem.

The program has zero probability for an error on inputs that are prime numbers. However, for infinitely many nonprime numbers the program has a high probability of giving a wrong answer. Specifically, the probability for an error on a nonprime number m is $1 - s/(\sqrt{m} - 1)$, where s is assumed to be the number of distinct divisors of m in $\{2, \dots, \sqrt{m}\}$. In particular, the probability for an error reaches the value of $1 - 1/(\sqrt{m} - 1)$ for those numbers m that are a square of a prime number.

The probability of getting a wrong answer for a given number m can be reduced by executing the program k times. In such a case, the number m is declared to be nonprime with full confidence, if in any of k executions the answer yes is obtained. Otherwise, m is determined to be prime with probability of at most $(1 - 1/(\sqrt{m} - 1))^k$ for an error. With $k = c(\sqrt{m} - 1)$ this probability approaches the value of $(1/\ell)^c < 0.37^c$ as m increases, where ℓ is the constant 2.71828 . . . However, such a value for k is forbiddingly high, because it is exponential in the length of the representation of m , that is, in $\log m$.

An improved probabilistic program can be obtained by using the following known result.

Result Let $W_m(b)$ be a predicate that is true if and only if either of the following two conditions holds.

- a. $(b^{m-1} - 1) \bmod m \neq 0$.
- b. $1 < \gcd(b^t - 1, m) < m$ for some t and i such that $m - 1 = t \cdot 2^i$.

Then for each integer $m \geq 2$ the conditions below hold.

- a. m is a prime number if and only if $W_m(b)$ is false for all b such that $2 \leq b < m$.
- b. If m is not prime, then the set $\{ b \mid 2 \leq b < m, \text{ and } W_m(b) \text{ holds} \}$ is of cardinality $(3/4)(m - 1)$ at least.

The result implies the probabilistic program in Figure [6.2.2](#).

```

read x
y := random{2, . . . , x - 1}
if  $W_x(y)$  then answer := yes
else answer := no
    
```

Figure 6.2.2 A good probabilistic program for the nonprimality problem.

For prime numbers m the program always provides the right answers. On the other hand, for nonprime numbers m , the program provides the right answer with probability of at most $1 - (3/4)(m - 1)/(m - 2) \leq 1/4$ for an error.

The probability for a wrong answer can be reduced to any desired constant ϵ by executing the program for $k \geq \log_{1/4} \epsilon$ times. That is, the number of times k that the program has to be executed is independent of the input m .

Checking for the condition $(b^{m-1} - 1) \bmod m \neq 0$ can be done in polynomial time by using the relation $(a + b) \bmod m = ((a \bmod m) + (b \bmod m)) \bmod m$ and the relation $(ab) \bmod m = ((a \bmod m)(b \bmod m)) \bmod m$. Checking for the condition $\gcd(b^t - 1, m)$ can be done in polynomial time by using Euclid's algorithm (see Exercise [5.1.1](#)). Consequently, the program in Figure [6.2.2](#) is of polynomial time complexity. \square

Example 6.2.2 Consider the problem of deciding for any given matrices A , B , and C whether $AB \neq C$. A brute-force algorithm to decide the problem can compute $D = AB$, and $E = D - C$, and check whether

$$E \neq \begin{pmatrix} \hat{0} & \cdots & \hat{0} \\ \vdots & \ddots & \vdots \\ \hat{0} & \cdots & \hat{0} \end{pmatrix}$$

A brute-force multiplication of A and B requires $O(N^3)$ time (under the uniform cost criteria), if A and B are of dimension $N \times N$. Therefore, the brute-force algorithm for deciding whether $AB \neq C$ also takes $O(N^3)$ time.

The inequality $AB \neq C$ holds if and only if the inequality

$$(AB - C) \begin{pmatrix} \hat{x}_1 \\ \vdots \\ \hat{x}_N \end{pmatrix} \neq \begin{pmatrix} \hat{0} \\ \vdots \\ \hat{0} \end{pmatrix}$$

holds for some vector

$$\hat{x} = \begin{pmatrix} \hat{x}_1 \\ \vdots \\ \hat{x}_N \end{pmatrix}$$

Consequently, the inequality $AB \neq C$ can be determined by a probabilistic program that determines

- a. A column vector

$$\hat{x} = \begin{pmatrix} \hat{x}_1 \\ \vdots \\ \hat{x}_N \end{pmatrix}$$

of random numbers from $\{-1, 1\}$.

- b. The value of the vector $\hat{y} = B\hat{x}$.
- c. The value of the vector $\hat{z} = A\hat{y}$.
- d. The value of the vector $\hat{u} = C\hat{x}$.
- e. The value of the vector

$$\begin{aligned} \hat{v} &= \hat{z} - \hat{u} \\ &= A\hat{y} - C\hat{x} \\ &= AB\hat{x} - C\hat{x} \\ &= (AB - C)\hat{x} \\ &= \begin{pmatrix} d_{11} & \cdots & d_{1N} \\ \vdots & \ddots & \vdots \\ d_{N1} & \cdots & d_{NN} \end{pmatrix} \begin{pmatrix} \hat{x}_1 \\ \vdots \\ \hat{x}_N \end{pmatrix} \\ &= \begin{pmatrix} d_{11}\hat{x}_1 + \cdots + d_{1N}\hat{x}_N \\ \vdots \\ d_{N1}\hat{x}_1 + \cdots + d_{NN}\hat{x}_N \end{pmatrix} \end{aligned}$$

If some of the entries in the vector

$$\hat{v} = \begin{pmatrix} d_{11} \hat{x}_1 + \cdots + d_{1N} \hat{x}_N \\ \vdots \\ d_{N1} \hat{x}_1 + \cdots + d_{NN} \hat{x}_N \end{pmatrix}$$

are nonzeros, then the probabilistic program reports that the inequality $AB \neq C$ must hold. Otherwise, the program reports that $AB = C$ with probability of at most $1/2$ for an error. The program takes $O(N^2)$ time.

The analysis of the program for its error probability relies on the following result.

Result Let $d_1 x_1 + \dots + d_N x_N = 0$ be a linear equation with coefficients that satisfy the inequality $(d_1, \dots, d_N) \neq (0, \dots, 0)$. Then the linear equation has at most 2^{N-1} solutions $(\hat{x}_1, \dots, \hat{x}_N)$ over $\{-1, 1\}$.

Proof Consider any linear equation $d_1 x_1 + \dots + d_N x_N = 0$. With no loss of generality assume that $d_1 > 0$.

If $(\hat{x}_1, \dots, \hat{x}_N)$ is a solution to the linear equation over $\{-1, 1\}$ then $(-\hat{x}_1, \hat{x}_2, \dots, \hat{x}_N)$ does not solve the equation. On the other hand, if both $(\hat{x}_1, \dots, \hat{x}_N)$ and $(\check{x}_1, \dots, \check{x}_N)$ solve the equation over $\{-1, 1\}$, then the inequality $(-\hat{x}_1, \hat{x}_2, \dots, \hat{x}_N) \neq (-\check{x}_1, \check{x}_2, \dots, \check{x}_N)$ holds whenever $(\hat{x}_1, \dots, \hat{x}_N) \neq (\check{x}_1, \dots, \check{x}_N)$.

As a result, each solution to the equation has an associated assignment that does not solve the equation. That is, at most half of the possible assignments over $\{-1, 1\}$ to (x_1, \dots, x_N) can serve as solutions to the equation. \square

The probabilistic program can be executed k times on any given triplet $A, B,$ and C . In such a case, if any of the executions results in a nonzero vector \hat{v} then $AB \neq C$ must hold. Otherwise, $AB = C$ with probability of at most $(1/2)^k$ for an error. That is, by repeatedly executing the probabilistic program, one can reduce the error probability to any desired magnitude. Moreover, the resulting error probability of $(1/2)^k$ is guaranteed for all the possible choices of matrices $A, B,$ and C . \square

[Error Probability of Repeatedly Executed Probabilistic Programs](#)

The probabilistic programs in the previous two examples exhibit the property of one-sided error probability. Specifically, their yes answers are always correct. On the other hand, their no answers might sometimes be correct and sometimes wrong. In general, however, probabilistic programs might err on more than one kind of an answer. In such a case, the answer can be arrived at by taking the majority of answers obtained in repeated computations on the given instance.

The following lemma analyzes the probability of error in repeated computations to establish an answer by absolute majority.

Lemma 6.2.1 Consider any probabilistic program P . Assume that P has probability e of providing an output that differs from y on input x . Then P has probability

$$\Phi(N, e) = \sum_{k=0}^N \binom{2N+1}{k} e^{2N+1-k} (1-e)^k$$

of having at least $N + 1$ computations with outputs that differ from y in any sequence of $2N + 1$ computations of P on input x .

Proof Let P , x , y , and e be as in the statement of the lemma. Let $\varphi(N, e, k)$ denote the probability that, in a sequence of $2N + 1$ computations on input x , P will have exactly k computations with an output that is equal to y . Let $\Phi(N, e)$ denote the probability that, in a sequence of $2N + 1$ computations on input x , P will have at least $N + 1$ computations with outputs that differ from y .

By definition,

$$\begin{aligned} \Phi(N, e) &= (\text{Probability that in exactly } 2N + 1 \text{ computations the output} \\ &\quad \text{will not equal } y) \\ &\quad + (\text{Probability that in exactly } 2N \text{ computations the output} \\ &\quad \text{will not equal } y) \\ &\quad \vdots \\ &\quad + (\text{Probability that in exactly } N + 1 \text{ computations the} \\ &\quad \text{output will not equal } y) \\ &= (\text{Probability that in exactly } 0 \text{ computations the output will} \\ &\quad \text{equal } y) \\ &\quad + (\text{Probability that in exactly } 1 \text{ computation the output will} \\ &\quad \text{equal } y) \\ &\quad \vdots \\ &\quad + (\text{Probability that in exactly } N \text{ computations the output} \\ &\quad \text{will equal } y) \\ &= \sum_{k=0}^N \varphi(N, e, k). \end{aligned}$$

The probability of having the answer y at and only at the i_1 st, \dots , i_k th computations, in a sequence of $2N + 1$ computations of P on input x , is equal to

$$e^{i_1-1}(1-e)e^{i_2-i_1-1}(1-e)e^{i_3-i_2-1}(1-e)\dots e^{i_k-i_{k-1}-1}(1-e)e^{2N+1-i_k} \\ = (1-e)^k e^{2N+1-k}$$

i_1, \dots, i_k are assumed to satisfy $1 \leq i_1 < i_2 < \dots < i_k \leq 2N + 1$.

Each collection $\{C_1, \dots, C_{2N+1}\}$ of $2N + 1$ computations of P has

$$(2N+1)(2N)(2N-1)\dots(2N+1-k+1) = \frac{(2N+1)!}{(2N+1-k)!}$$

possible arrangements $C_{i_1} \dots C_{i_k}$ of k computations. In these arrangements only

$$\frac{(2N+1)!}{k!(2N+1-k)!} = \binom{2N+1}{k}$$

satisfy the condition $i_1 < \dots < i_k$. Consequently, in each sequence of $2N + 1$ computations of P there are $\binom{2N+1}{k}$ possible ways to obtain the output y for exactly k times.

The result follows because $\varphi(N, e, k) =$ (the number of possible sequences of $2N + 1$ computations in which exactly k computations have the output y) times (the probability of having a sequence of $2N + 1$ computations with exactly k outputs of y). \square

In general, we are interested only in probabilistic programs which run in polynomial time, and which have error probability that can be reduced to a desired constant by executing the program for some polynomial number of times. The following theorem considers the usefulness of probabilistic programs that might err.

Theorem 6.2.1 Let $\Phi(N, e)$ be as in the statement of Lemma [6.2.1](#). Then $\Phi(N, e)$ has the following properties.

- a. $\Phi(N, \frac{1}{2}) = 1/2$ for all N .
- b. $\Phi(N, e)$ approaches 0 for each constant $e < 1/2$, when N approaches ∞ .
- c. $\Phi(N, \frac{1}{2} - \frac{1}{N})$ approaches a constant that is greater than $1/(2^{16})$, when N approaches ∞ .

Proof

- a. The equality $\Phi(N, \frac{1}{2}) = 1/2$ for all N is implied from the following relations.

$$\begin{aligned}
 2\Phi(N, \frac{1}{2}) &= 2 \sum_{k=0}^N \binom{2N+1}{k} \left(\frac{1}{2}\right)^{2N+1-k} \left(1 - \frac{1}{2}\right)^k \\
 &= \sum_{k=0}^N \binom{2N+1}{k} \left(\frac{1}{2}\right)^{2N+1-k} \left(1 - \frac{1}{2}\right)^k \\
 &\quad + \sum_{k=N+1}^{2N+1} \binom{2N+1}{k} \left(\frac{1}{2}\right)^{2N+1-k} \left(1 - \frac{1}{2}\right)^k \\
 &= \left(\frac{1}{2} + \left(1 - \frac{1}{2}\right)\right)^{2N+1} \\
 &= 1
 \end{aligned}$$

b. The equality

$$\sum_{k=0}^{2N+1} \binom{2N+1}{k} = 2^{2N+1}$$

implies the following inequality for $0 \leq k \leq 2N + 1$.

$$\binom{2N+1}{k} \leq 2^{2N+1}$$

Consequently, the result is implied from the following relations that hold for $e = 1/2 - \delta$.

$$\begin{aligned}
 \Phi(N, e) &= \sum_{k=0}^N \binom{2N+1}{k} e^{2N+1-k} (1 - e)^k \\
 &\leq (N + 1) \binom{2N+1}{N} e^{N+1} (1 - e)^N \\
 &\leq (N + 1) 2^{2N+1} e^{N+1} (1 - e)^N \\
 &= (N + 1) 2^{2N+1} \left(\frac{1}{2} - \delta\right)^{N+1} \left(\frac{1}{2} + \delta\right)^N \\
 &= 2 \left(\frac{1}{2} - \delta\right) (N + 1) (1 - 2\delta)^N (1 + 2\delta)^N \\
 &= 2e(N + 1)(1 - 4\delta^2)^N
 \end{aligned}$$

c. The result follows from the following relations because $(1 - 2/N)^{N/2}$ approaches $1/e$ with N .

$$\Phi\left(N, \frac{1}{2} - \frac{1}{N}\right) = \sum_{k=0}^N \binom{2N+1}{k} \left(\frac{1}{2} - \frac{1}{N}\right)^{2N+1-k} \left(1 - \left(\frac{1}{2} - \frac{1}{N}\right)\right)^k$$

$$\begin{aligned}
 & \sum_{k=0}^N \binom{2N+1}{k} \left(\frac{1}{2} - \frac{1}{N}\right)^{2N+1-k} \left(\frac{1}{2} + \frac{1}{N}\right)^k \\
 &= \left(\frac{1}{2} - \frac{1}{N}\right)^{2N+1} \sum_{k=0}^N \binom{2N+1}{k} \left(\frac{1/2 + 1/N}{1/2 - 1/N}\right)^k \\
 &> \left(\frac{1}{2} - \frac{1}{N}\right)^{2N+1} \sum_{k=0}^N \binom{2N+1}{k} \\
 &= \frac{1}{2} \left(\frac{1}{2} - \frac{1}{N}\right)^{2N+1} \sum_{k=0}^{2N+1} \binom{2N+1}{k} \\
 &= \frac{1}{2} \left(\frac{1}{2} - \frac{1}{N}\right)^{2N+1} (1 + 1)^{2N+1} \\
 &= \frac{1}{2} \left(1 - \frac{2}{N}\right)^{2N+1} \\
 &= \frac{1}{2} \left(1 - \frac{2}{N}\right)^{N/2} (4+2/N) \\
 &\geq \frac{1}{2} \left(1 - \frac{2}{N}\right)^{N/2} 6
 \end{aligned}$$

□

According to Theorem 6.2.1(a), a probabilistic program must have an error probability $e(x)$ smaller than $1/2$, in order to reduce in the probability of obtaining a wrong solution through repeatedly running the program. According to Theorem 6.2.1(b), error probability $e(x)$ smaller than some constant $\epsilon < 1/2$ allows a reduction to a desired magnitude in speed that is independent from the given input x . On the other hand, by Theorem 6.2.1(c) the required speed of reduction is bounded below by $f(x) = 1/(1/2 - e(x))$, because the probability $\mathbb{P}(f(x), e(x))$ of obtaining a wrong solution through repeatedly running the program for $f(x)$ times is greater than $1/(2^6)$. In particular, when $f(x)$ is more than a polynomial in $|x|$, then the required speed of reduction is similarly greater.

Outputs of Probabilistic Programs

The previous theorems motivate the following definitions.

A probabilistic program P is said to have an *output* y on input x , if the probability of P having a computation with output y on input x is greater than $1/2$. If no such y exists, then the output of P on input x is undefined.

A probabilistic program P is said to *compute a function* $f(x)$ if P on each input x has probability $1 - e(x)$ for an accepting computation with output $f(x)$, where

- a. $e(x) < 1/2$ whenever $f(x)$ is defined.
- b. $e(x)$ is undefined whenever $f(x)$ is undefined.

$e(x)$ is said to be the *error probability* of P . The error probability $e(x)$ is said to be a *bounded-error probability* if there exists a constant $\epsilon < 1/2$ such that $e(x) \leq \epsilon$ for all x on which $e(x)$ is defined. P is said to be a *bounded-error probabilistic program* if it has a bounded-error probability.

By the previous discussion it follows that the probabilistic programs, which have both polynomial time complexity and bounded-error probability, are "good" programs.

[\[next\]](#) [\[prev\]](#) [\[prev-tail\]](#) [\[front\]](#) [\[up\]](#)

[\[next\]](#) [\[prev\]](#) [\[prev-tail\]](#) [\[tail\]](#) [\[up\]](#)

6.3 Probabilistic Turing Transducers

The study of nonprobabilistic computations employed the abstract models of deterministic and nondeterministic Turing transducers. For the study of probabilistic computations we will use similar abstract models, called probabilistic Turing transducers.

Informally, a probabilistic Turing transducer is a Turing transducer that views nondeterminism as randomness. Formally, a *probabilistic Turing transducer* is a Turing transducer $M = \langle Q, \Sigma, \Gamma, \Delta, \delta, q_0, B, F \rangle$ whose computations are defined in the following manner.

A sequence C of the moves of M is said to be a *computation* if the two conditions below hold.

- a. C starts at an initial configuration.
- b. Whenever C is finite, it ends either at an accepting configuration or a nonaccepting configuration from which no move is possible.

A computation of M is said to be an *accepting computation* if it ends at an accepting configuration. Otherwise, the computation is said to be a *nonaccepting*, or a *rejecting, computation*.

By definition, a probabilistic Turing transducer might have both accepting computations and nonaccepting computations on a given input.

Each computation of a probabilistic Turing transducer is similar to that of a nondeterministic Turing transducer, the only exception arising upon reaching a configuration from which more than one move is possible. In such a case, the choice between the possible moves is made randomly, with an equal probability of each move occurring.

The function that a probabilistic Turing transducer computes and its error probability are defined similarly to probabilistic programs. *Probabilistic Turing machines* are defined similarly to probabilistic Turing transducers.

A probabilistic Turing machine M is said to *accept a language* L if

- a. On input x from L , M has probability $1 - e(x) > 1/2$ for an accepting computation.
- b. On input x not from L , M has probability $1 - e(x) > 1/2$ for a nonaccepting computation.

$e(x)$ is said to be the *error probability* of M . The error probability is said to be *bounded* if there exists a constant $\epsilon < 1/2$ such that $e(x) \leq \epsilon$ for all x . M is said to be a *bounded-error probabilistic Turing machine* if it has bounded-error probability.

corresponding numbers. M_4 erases the string y that is stored on the first auxiliary work tape.

The number of executed cycles M_2, M_3, M_4 is controlled by the length k of the string $1 \dots 1$ that is stored on the second auxiliary work tape. At the end of each cycle the string shrinks by one symbol.

The probability that M_2 will generate a string that represents a number between 0 and v is $(v + 1)/2^{|x|} \geq 1/2$. The probability that such a string will be generated in k cycles is

$$\begin{aligned} & \text{(Probability of generating the string in the first cycle)} \\ & + \text{(Probability of generating the string in the second cycle, but not} \\ & \quad \text{in the first cycle)} \\ & \quad \vdots \\ & + \text{(Probability of generating the string in the } k \text{th cycle, but not in} \\ & \quad \text{the first } k - 1 \text{ cycles).} \end{aligned}$$

The sum of these probabilities is equal to

$$\begin{aligned} & \frac{v+1}{2^{|x|}} \left(1 + \left(1 - \frac{v+1}{2^{|x|}}\right) + \left(1 - \frac{v+1}{2^{|x|}}\right)^2 + \dots + \left(1 - \frac{v+1}{2^{|x|}}\right)^{k-1} \right) \\ & = \frac{v+1}{2^{|x|}} \left(\left(1 - \frac{v+1}{2^{|x|}}\right)^k - 1 \right) \left(\left(1 - \frac{v+1}{2^{|x|}}\right) - 1 \right)^{-1} \\ & = 1 - \left(1 - \frac{v+1}{2^{|x|}}\right)^k \\ & \geq 1 - (1/2)^k. \end{aligned}$$

□

The probabilistic Turing machine in the following example is, in essence, a probabilistic pushdown automaton that accepts a non-context-free language. This automaton can be modified to make exactly $n + 2$ moves on each input of length n , whereas each one auxiliary-work-tape, nonprobabilistic Turing machine seems to require more than $n + 2$ time to recognize the language.

Example 6.3.2 The one auxiliary-work-tape, probabilistic Turing machine M of Figure [6.3.2](#)

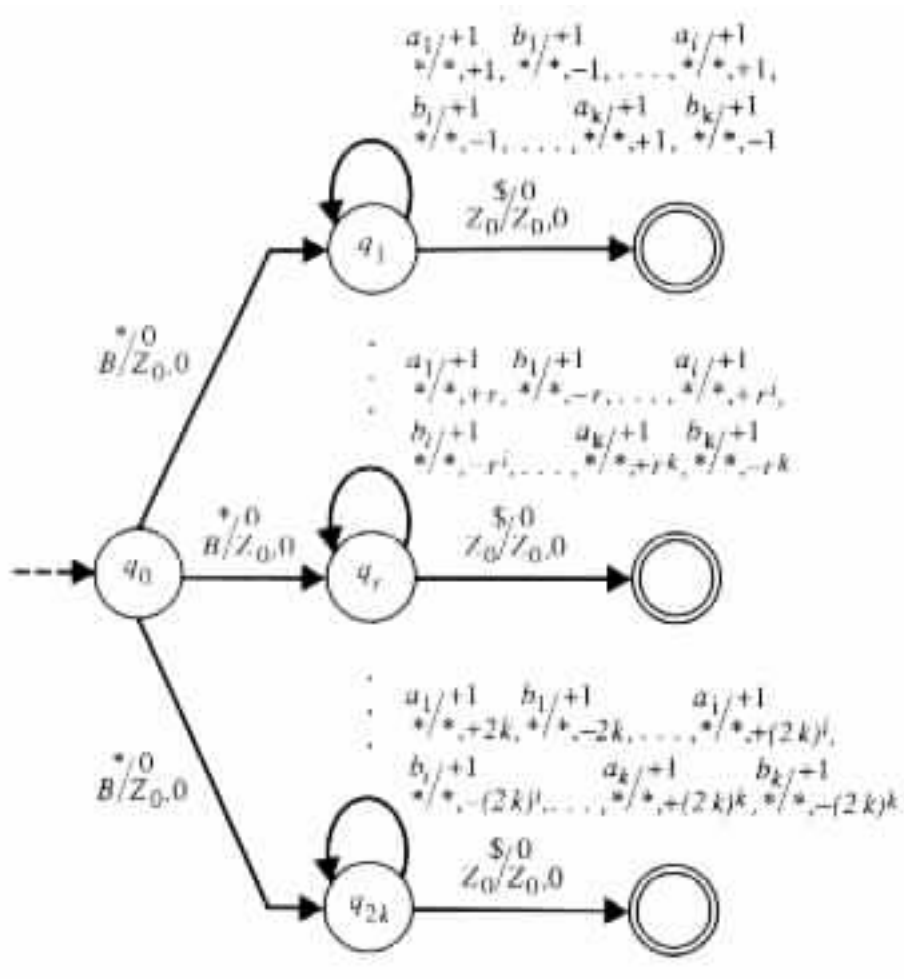


Figure 6.3.2 A one auxiliary-work-tape, probabilistic Turing machine M that accepts the language $L = \{ w \mid w \text{ is in } \{a_1, b_1, \dots, a_k, b_k\}^*, \text{ and } w \text{ has the same number of } a_i\text{'s as } b_i\text{'s for each } 1 \leq i \leq k \}$. ($\frac{c/+1}{*/*,j}$ stands for a sequence of j transition rules that move the head of the auxiliary work tape, j positions to the right. The sequence does not change the content of the tape.)

accepts the language $L = \{ w \mid w \text{ is in } \{a_1, b_1, \dots, a_k, b_k\}^*, \text{ and } w \text{ has the same number of } a_i\text{'s as } b_i\text{'s for each } 1 \leq i \leq k \}$.

M on any given input w starts its computation by choosing randomly some number r between 1 and $2k$. It does so by moving from the initial state q_0 to the corresponding state q_r . In addition, M writes Z_0 on its auxiliary work tape. Then M moves its auxiliary work-tape head r^i positions to the right for each symbol a_i that it reads, and r^i positions to the left for each symbol b_i that it reads.

At the end of each computation, the auxiliary work-tape head is located $(n(a_1) - n(b_1))r + (n(a_2) - n(b_2))r^2 + \dots + (n(a_k) - n(b_k))r^k$ positions to the right of Z_0 , where $n(c)$ denotes the number of times the symbol c appears in w . If the head is located on Z_0 , then the input is accepted. Otherwise, the input is rejected.

By construction, M accepts each input w from the language L . Alternatively, M might also accept some strings not in L with probability $e(x) = \epsilon < 1/2$, where $\epsilon = (k - 1)/(2k)$.

The equality $\epsilon = (k - 1)/(2k)$ holds because if w is not in L then $n(a_i) - n(b_i) \neq 0$ for at least one i . In such a case, the equation $(n(a_1) - n(b_1))r + \dots + (n(a_k) - n(b_k))r^k = 0$ can be satisfied by at most $k - 1$ nonzero values of r . However, there are $2k$ possible assignments for r . As a result the probability that r will get a value that satisfies the equation is no greater than $\epsilon = (k - 1)/(2k)$.

The bound ϵ on the error probability $e(x)$ can be reduced to any desirable value, by allowing r to be randomly assigned with a value from $\{1, \dots, \lceil k/\epsilon \rceil\}$.

M takes no more than $T(n) = (2k)^kn + 2$ moves on input of length n . M can be modified to make exactly $T(n) = n + 2$ moves by recording values modulo $(2k)^k$ in the auxiliary work tape. In such a case, smaller intermediate values are stored in the finite-state control of M . \square

[\[next\]](#) [\[prev\]](#) [\[prev-tail\]](#) [\[front\]](#) [\[up\]](#)

[\[next\]](#) [\[prev\]](#) [\[prev-tail\]](#) [\[tail\]](#) [\[up\]](#)

6.4 Probabilistic Polynomial Time

[Probabilistic Time Complexity](#)

[Probabilistic Complexity Classes](#)

[Relationships between Probabilistic and Nonprobabilistic Complexity Classes](#)

As in the case of deterministic and nondeterministic Turing transducers, each move of a probabilistic Turing transducer is assumed to take one unit of time. The *time* that a computation takes is assumed to be equal to the number of moves made during the computation. The *space* the computation takes is assumed to equal the number of locations visited in the auxiliary work tape, which has the maximal such number.

[Probabilistic Time Complexity](#)

A probabilistic Turing transducer M is said to be $T(n)$ *time-bounded*, or of *time complexity* $T(n)$, if M halts within $T(n)$ time in each computation on each input of length n . If $T(n)$ is a polynomial, then M is also said to be *polynomially time-bounded*, or to have *polynomial time complexity*.

M is said to be $T(n)$ *expected time-bounded*, or of *expected time complexity* $T(n)$, if for each input x of M the function $T(n)$ satisfies

$$T(|x|) \geq \sum_{j=0}^{\infty} \left(\begin{array}{l} \text{Probability that } M \text{ on input } x \text{ will have} \\ \text{a computation that takes exactly } j \text{ moves} \end{array} \right) \cdot j$$

If $T(n)$ is a polynomial, then M is said to be *polynomially expected time-bounded*, or of *polynomially expected time complexity*.

Arguments similar to those given for Church's Thesis in Section 4.1, and for the sequential computation thesis in Section 5.1, also apply for the following thesis.

The Probabilistic Computation Thesis A function that is computable mechanically with the aid of probabilistic choices can also be computed by a probabilistic Turing transducer of polynomially related time complexity and polynomially related, expected time complexity.

[Probabilistic Complexity Classes](#)

The tractability of problems with respect to probabilistic time is determined by the existence of bounded-error probabilistic Turing transducers of polynomial time complexity for solving the problems. In light of this observation, the following classes of language recognition problems are of interest here.

BPP -- the class of membership problems for the languages in

{ L | L is a language accepted by a bounded-error probabilistic Turing machine of polynomial time complexity }.

RP -- the class of membership problems for the languages in

{ L | L is a language accepted by a polynomially time-bounded, probabilistic Turing machine M , which satisfies the following two conditions for some constant $\epsilon < 1$.

- a. On input x from L , M has an accepting computation with probability $1 - e(x) \geq 1 - \epsilon$.
- b. On input x not from L , M has only nonaccepting computations. }

ZPP -- the class of membership problems for the languages in

{ L | L is a language accepted by a probabilistic Turing machine, which has zero error probability and polynomially expected time complexity. }

[Relationships between Probabilistic and Nonprobabilistic Complexity Classes](#)

The relationship between the different classes of problems, as well as their relationship to the classes studied in Chapter 5, is illustrated in Figure [6.4.1](#).

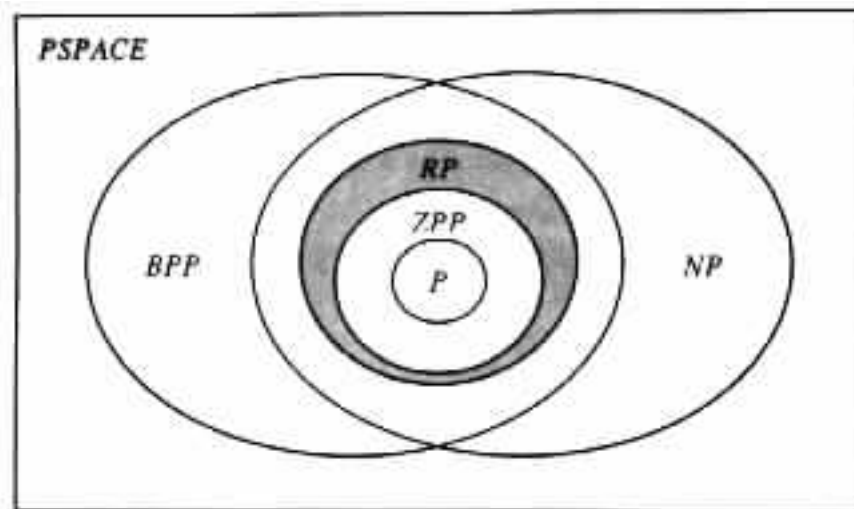


Figure 6.4.1 A hierarchy of some classes of problems.

None of the inclusions is known to be proper. The relationship is proved below.

Theorem 6.4.1 *BPP* is included in *PSPACE*.

Proof Consider any problem K in *BPP*. Let L denote the language that K induces. By the definition of *BPP* there exists a bounded-error, polynomially time-bounded, probabilistic Turing machine M_1 that accepts L . Let $\epsilon < 1/2$ be a constant that bounds the error probability of M_1 , and let $p(n)$ be the time complexity of M_1 .

With no loss of generality it is assumed that M_1 has a constant k , such that in each probabilistic move, M_1 has exactly k options. (Any probabilistic Turing machine can be modified to have such a property, with k being the least common multiple of the number of options in the different moves of the Turing machine.) In addition, it is assumed that M_1 has some polynomial $q(n)$, such that in each computation on each input x it makes exactly $q(|x|)$ probabilistic moves. Consequently, M_1 on each input x has exactly $k^{q(|x|)}$ possible computations, with each computation having an equal probability of occurring.

From M_1 , a deterministic Turing machine M_2 can be constructed to accept the language L . M_2 relies on the following two properties of M_1 .

- a. If x is in L , then M_1 has at least probability $1 - \epsilon > 1/2$ of having an accepting computation on input x .
- b. If x is not in L , then M_1 has at least probability $1 - \epsilon > 1/2$ of having a nonaccepting computation on input x .

On a given input x , M_2 determines which of the above properties holds, and accordingly decides whether to accept or reject the input.

Given an input x , the Turing machine M_2 starts its computation by computing $p(|x|)$. Then one at a time, M_2 lists all the sequences of transition rules of M_1 whose lengths are at most $p(|x|)$. For each such sequence, M_2 checks whether the sequence corresponds to a computation of M_1 . M_2 determines whether each computation of M_1 is accepting or rejecting. In addition, M_2 counts the number m_a of accepting computations, and the number m_r of nonaccepting computations.

M_2 accepts the input x if it determines that the probability $m_a/(m_a + m_r)$ of M_1 accepting x is greater than $1/2$, that is, if $m_a > m_r$. M_2 rejects x if it determines that the probability $m_r/(m_a + m_r)$ of M_1 rejecting x is greater than $1/2$, that is, if $m_r > m_a$. \square

The nonprimality problem is an example of a problem in the class *RP* (see Example [6.2.1](#)). For *RP* the following result holds.

Theorem 6.4.2 RP is in $BPP \cap NP$.

Proof Consider any problem K in RP . Let L be the language that K induces. By the definition of RP , it follows that there exist a constant $\epsilon < 1$, and a polynomially time-bounded Turing machine M_1 , that satisfy the following conditions.

- a. If x is in L , then M_1 has a probability $1 - \epsilon > 0$ of having an accepting computation on x .
- b. If x is not in L , then M_1 has only nonaccepting computations on x .

L is accepted by a nondeterministic Turing machine M_2 similar to M_1 and of identical time complexity. The only difference is that M_2 considers each probabilistic move of M_1 as nondeterministic. Consequently, RP is in NP .

M_1 can also be simulated by a bounded-error probabilistic Turing machine M_3 of similar time complexity. Specifically, let k be any constant such that $\epsilon^k < 1/2$. Then M_3 simulates k computations of M_1 on a given input x . M_3 accepts x if M_1 accepts x in any of the simulated computations. Otherwise, M_3 rejects x . It follows that RP is also in BPP . \square

Finally, for ZPP the following result is shown.

Theorem 6.4.3 ZPP is contained in RP .

Proof Consider any probabilistic Turing machine M_1 that has 0 error probability. Let $\overline{T}(n)$ denote the expected time complexity of M_1 . Assume that $\overline{T}(n)$ is some polynomial in n .

From M_1 , a probabilistic Turing machine M_2 of the following form can be constructed. Given an input x , the probabilistic Turing machine M_2 starts its computation by evaluating $\overline{T}(|x|)$. Then M_2 simulates $c \overline{T}(|x|)$ moves of M_1 on input x for some constant $c > 1$. M_2 halts in an accepting state if during the simulation it reaches an accepting state of M_1 . Otherwise, M_2 halts in a nonaccepting state.

By construction M_2 has no accepting computation on input x if x is not in $L(M_1)$. On the other hand, if x is in $L(M_1)$, then M_2 halts in a nonaccepting state, with probability equal to that of M_1 having an accepting computation that requires more than $c \overline{T}(|x|)$ moves. That is, the error probability $e(x)$ is equal to $\sum_{i=c \overline{T}(|x|)+1}^{\infty} p_i$, where p_i denotes the probability that, on x , M_1 will have a computation that takes exactly i steps.

Now

$$\begin{aligned}
 \overline{T}(|x|) &\geq \overline{t}(x) \\
 &= p_0 \cdot 0 + p_1 \cdot 1 + \dots + p_{c\overline{T}(|x|)} \cdot c\overline{T}(|x|) + \dots \\
 &\geq p_0 \cdot 0 + p_1 \cdot 1 + \dots + p_{c\overline{T}(|x|)} \cdot c\overline{T}(|x|) + (c\overline{T}(|x|) + 1) \sum_{i=c\overline{T}(|x|)+1}^{\infty} p_i \\
 &= p_0 \cdot 0 + p_1 \cdot 1 + \dots + p_{c\overline{T}(|x|)} \cdot c\overline{T}(|x|) + (c\overline{T}(|x|) + 1)e(x) \\
 &= (c\overline{T}(|x|) + 1)e(x) + \dots
 \end{aligned}$$

Consequently, M_2 accepts x with probability

$$\begin{aligned}
 1 - e(x) &\geq 1 - \frac{\overline{T}(|x|)}{c\overline{T}(|x|) + 1} \\
 &\geq 1 - 1/c
 \end{aligned}$$

□

[\[next\]](#) [\[prev\]](#) [\[prev-tail\]](#) [\[front\]](#) [\[up\]](#)

[\[next\]](#) [\[prev\]](#) [\[prev-tail\]](#) [\[tail\]](#) [\[up\]](#)

Exercises

6.1.1

The recursive program in Figure [6.E.1](#) sorts any given sequence A of natural numbers. The program requires time $T(n) = T(m - 1) + T(n - m) + O(n)$ under the uniform cost criteria for some $1 \leq m \leq n$. The recurrence equation in $T(n)$ implies that $T(n) \leq O(n^2)$. That is, the program is of $O(n^2)$ time complexity.

Find a probabilistic variation of the program that has $O(n \log n)$ expected time complexity.

Hint: A proof by induction can be used to show that $T(n) = O(n \log n)$ if $T(n) \leq cn + 2/n \sum_{i=0}^{n-1} T(i)$.

```

call QuickSort(A)
procedure QuickSort(A)
  if A has cardinality 1 then return
   $A_1 :=$  elements in A that are smaller than A(1)
   $A_2 :=$  elements in A that are greater than A(1)
  call QuickSort( $A_1$ )
  call QuickSort( $A_2$ )
  A := concatenation of ( $A_1, A - A_1 - A_2, A_2$ )
  return
end

```

Figure 6.E.1

6.2.1

Let K be the problem in Example [6.2.2](#) of deciding the inequality $AB \neq C$ for matrices. Consider the following algorithm.

Step 1

Randomly choose an entry (i, j) in matrix C for the given instance (A, B, C) of K , and let

d_1 denote the element at this entry.

Step 2

Use the i th row of A and the j th column of B to compute the value d_2 at entry (i, j) of AB .

Step 3

Declare that the inequality $AB \neq C$ holds if $d_1 \neq d_2$. Otherwise, declare that $AB = C$.

What are the time complexity and the error probability of the algorithm?

6.2.2

A univariate polynomial $s(x)$ in variable x of degree N has the form $a_0x^N + a_1x^{N-1} + \dots + a_{N-1}x + a_N$. A brute-force algorithm for deciding the equality $p(x) \cdot q(x) = t(x)$ takes $O(N^2)$ time under the uniform cost criteria, if $p(x)$, $q(x)$, and $t(x)$ are univariate polynomials of degree N , at most, and the coefficients are natural numbers. Show that a probabilistic program can decide the problem in $O(N)$ time, with an error probability smaller than some constant $\epsilon < 1/2$.

Hint: Note that a univariate polynomial $s(x)$ of degree N has at most N roots, that is, N values x_0 such that $s(x_0) = 0$.

6.2.3

Let K be the problem defined by the following pair. (See page 83 for the definitions of polynomial expressions and Diophantine polynomials.)

Domain:

$\{ E(x_1, \dots, x_m) \mid E(x_1, \dots, x_m) \text{ is a polynomial expression with variables } x_1, \dots, x_n \}$.

Question:

Does the given instance represent a Diophantine polynomial that is identically equal to zero?

Show that K is solvable

- a. Deterministically in exponential time.
- b. Probabilistically in polynomial time.

Hint: Show that each Diophantine polynomial $E(x_1, \dots, x_m)$ of degree d that is not identically equal to 0 has at most N^m/c roots $(\hat{x}_1, \dots, \hat{x}_m)$ that satisfy $1 \leq \hat{x}_1, \dots, \hat{x}_m \leq N$, if $N \geq cd$ and $c \geq 1$.

6.3.1

Let M_1 be a probabilistic Turing machine with error probability $e(x) < 1/3$. Find a probabilistic Turing machine M_2 that accepts $L(M_1)$ with error probability $e(x) < 7/27$.

6.3.2

Show that an error-bounded probabilistic pushdown automaton can accept the language $\{ a^i b^i c^i \mid i \geq 0 \}$.

6.3.3

- a. Show that if (v_1, \dots, v_m) is a nonzero vector of integers and d_1, \dots, d_m are chosen randomly from $\{ 1, \dots, r \}$ then $d_1 v_1 + \dots + d_m v_m = 0$ with probability no greater than $1/r$.
- b. Show that $L = \{ a^1 b^m a^2 b^{m-1} \dots a^m b^1 \mid m \geq 0 \}$ is accepted by a bounded-error probabilistic pushdown automaton.

Hint: Use part (a) of the problem to check that the inputs have the form $a^{i_1}b^{j_1}a^{i_2}b^{j_2} \dots a^{i_m}b^{j_m}$ with $i_2 - i_1 - 1 = 0, i_3 - i_2 - 1 = 0, \dots$ and $j_1 - j_2 - 1 = 0, j_2 - j_3 - 1 = 0, \dots$

6.3.4

Show that a language accepted by an n -states, nondeterministic finite-state automaton M_1 is also accepted by an $(n + d)$ -states, bounded-error, two-way, probabilistic finite-state automaton M_2 , that is, an $(n + d)$ -states, bounded-error, 0 auxiliary-work-tape, probabilistic Turing machine M_2 . d is assumed to be a constant independent of M_1 .

Hint: Allow M_2 to halt in a rejecting configuration with probability $(1/2)^n$ and to start a new simulation of M_1 with probability $1 - (1/2)^n$, after simulating a nonaccepting computation of M_1 .

6.4.1

Show that *ZPP* and *BPP* are each closed under union.

6.4.2

Show that each function computable by a bounded-error probabilistic Turing transducer with polynomially time-bounded complexity, is also computable by a polynomially space-bounded, deterministic Turing transducer.

[\[next\]](#) [\[prev\]](#) [\[prev-tail\]](#) [\[front\]](#) [\[up\]](#)

[\[prev\]](#) [\[prev-tail\]](#) [\[tail\]](#) [\[up\]](#)

[Bibliographic Notes](#)

Probabilistic choices have been used for a long time in algorithms. The surge of interest in probabilistic computations is motivated by the work of [Rabin](#) (1976), [Solovay](#) and [Strassen](#) (1977), and [Gill](#) (1977).

The probabilistic algorithm in Example [6.1.1](#), for finding the k th smallest integer, is after [Aho](#) , [Hopcroft](#) , and [Ullman](#) (1974). The probabilistic algorithm in Example [6.2.1](#) for checking nonprimality is due to [Rabin](#) (1976). A similar algorithm was discovered independently by [Solovay](#) and [Strassen](#) (1977). Example [6.2.2](#) and Exercise [6.2.2](#) are from [Freivalds](#) (1979). Exercise [6.2.3](#) is from [Schwartz](#) (1980).

Probabilistic Turing machines were introduced by [DeLeeuw](#) , [Moore](#) , [Shannon](#) , and [Shapiro](#) (1956). Example [6.3.2](#) and Exercise [6.3.3](#) are from [Freivalds](#) (1979). Exercise [6.3.4](#), the results in Section 6.4, and Exercise [6.4.1](#), are due to [Gill](#) (1977).

[Johnson](#) (1984), [Maffioli](#) , [Speranza](#) , and [Vercellis](#) (1985) and [Welsh](#) (1983) provide surveys and bibliographies for the field.

[\[prev\]](#) [\[prev-tail\]](#) [\[front\]](#) [\[up\]](#)

[\[next\]](#) [\[prev\]](#) [\[prev-tail\]](#) [\[tail\]](#) [\[up\]](#)

Chapter 7 PARALLEL COMPUTATION

The previous chapter studied the applicability of randomness to speeding up sequential computations. This chapter considers how parallelism achieves a similar objective. The first section introduces the notion of parallelism in programs. A generalization of RAM's, called parallel random access machines, or PRAM's, that allows a high-level abstraction for parallel computations is taken up in Section 2. The third section introduces families of Boolean circuits, with the goal of providing a hardware-level abstraction for parallel computations. The problems involved in adapting the general class of families of Boolean circuits as a low-level abstraction is discussed in Section 4, and a restricted class is proposed for such a purpose. The families in this restricted class are called uniform families of circuits. The fifth section relates the uniform families of circuits to sequential computations. In particular, it shows that parallelism does not increase the class of tractable problems. In addition, it discusses the applicability of parallelism in significantly increasing the speed of feasible computations. In Section 6 the chapter concludes by relating PRAM's and uniform families of circuits.

[7.1 Parallel Programs](#)

[7.2 Parallel Random Access Machines](#)

[7.3 Circuits](#)

[7.4 Uniform Families of Circuits](#)

[7.5 Uniform Families of Circuits and Sequential Computations](#)

[7.6 Uniform Families of Circuits and PRAM's](#)

[Exercises](#)

[Bibliographic Notes](#)

[\[next\]](#) [\[prev\]](#) [\[prev-tail\]](#) [\[front\]](#) [\[up\]](#)

[\[next\]](#) [\[tail\]](#) [\[up\]](#)

7.1 Parallel Programs

A parallel program \hat{P} is a system $\langle P, X, Y \rangle$ of infinitely many deterministic sequential programs P_1, P_2, \dots , infinitely many input variables $X(1), X(2), \dots$, and infinitely many output variables $Y(1), Y(2), \dots$. The sequential programs P_1, P_2, \dots are assumed to be identical, except for the ability of each P_i to refer to its own index i . That is, for each pair of indices i and j the sequential program P_j can be obtained from the sequential program P_i by replacing each reference to i in P_i with a reference to j .

At the start of a computation, the input of \hat{P} is stored in its input variables. An input that consists of N values is stored in $X(1), \dots, X(N)$, where each of the variables holds one of the input values. During the computation, \hat{P} employs P_1, \dots, P_m for some m dependent on the input. Each P_i is assumed to know the value of N and the value of m . Upon halting, the output of \hat{P} is assumed to be in its output variables. An output that consists of K values is assumed to be in $Y(1), \dots, Y(K)$, where each of the variables holds one output value.

Each step in a computation of \hat{P} consists of four phases as follows.

- a. Each P_i reads an input value from one of the input variables $X(1), \dots, X(N)$.
- b. Each P_i performs some internal computation.
- c. Each P_i may write into one of the output variables $Y(1), Y(2), \dots$.
- d. P_1, \dots, P_m communicate any desirable information among themselves.

Each of the phases is synchronized to be carried in parallel by all the sequential programs P_1, \dots, P_m .

Although two or more sequential programs may read simultaneously from the same input variable, at no step may they write into the same output variable.

The *depth of a computation* of a parallel program $\hat{P} = \langle P, X, Y \rangle$ is the number of steps executed during the computation. The parallel program is said to have *depth complexity* $D(N)$ if for each N all its computations, over the inputs that consist of N values, have at most depth $D(N)$. The parallel program \hat{P} is said to have *size complexity* $Z(N)$ if it employs no sequential programs other than $P_1, \dots, P_{Z(N)}$ on each input that consists of N values.

The time required by a computation of a parallel program and that program's time complexity can be defined in a similar way. However, such notions are unmeasurable here because we have not yet specified how sequential programs communicate.

Example 7.1.1 Consider the problem Q of selecting the smallest value in a given set S. Restrict your attention to parallel programs that in each step allow each sequential program to receive information from no more than one sequential program.

The problem is solvable by a parallel program $\hat{P}_1 = \langle P, X, Y \rangle$ of size complexity $Z(N) \geq N(N - 1)/2$ and a constant depth complexity, where N denotes the cardinality of the given set S. The parallel program can use a brute-force approach for such a purpose.

Specifically, let each pair (i_1, i_2) , such that $1 \leq i_1 < i_2 \leq N$, correspond to a different i, such that $1 \leq i \leq N(N - 1)/2$. For instance, the correspondence can be of the form $i = 1 + 2 + \dots + (i_2 - 2) + i_1 = (i_2 - 2)(i_2 - 1)/2 + i_1$ (see Figure 7.1.1).

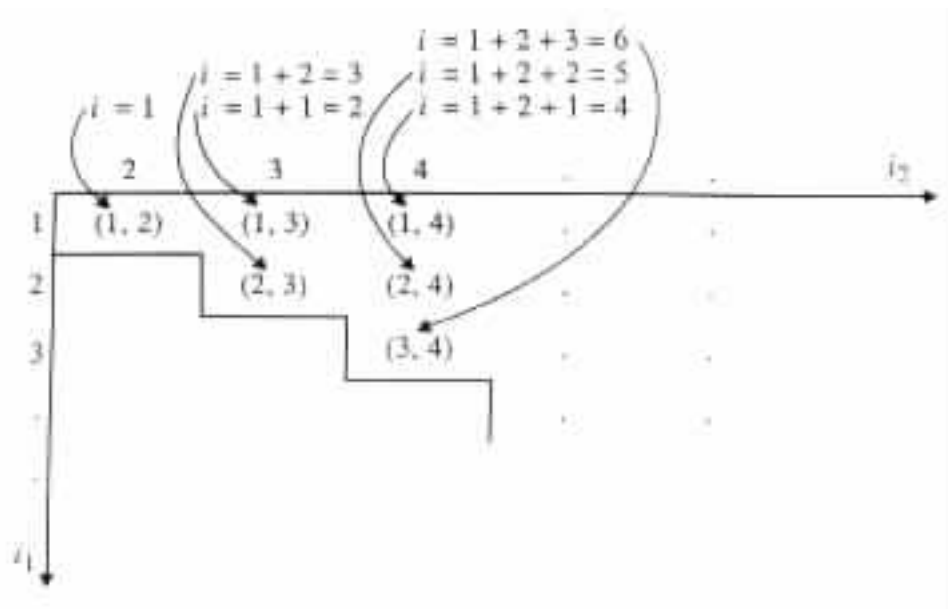


Figure 7.1.1 An ordering i on the pairs (i_1, i_2) , such that $1 \leq i_1 < i_2$.

Let $P_{(i_1, i_2)}$ denote the sequential program P_i , where (i_1, i_2) is the pair that corresponds to i.

Each computation of \hat{P} starts with a step in which each P_i derives the pair (i_1, i_2) that corresponds to i, $1 \leq i \leq N(N - 1)/2$. The computation continues with two steps in which each $P_{(i_1, i_2)}$ reads the elements of S that are stored in $X(i_1)$ and $X(i_2)$. In addition, in the third step each $P_{(i_1, i_2)}$ compares the values read from $X(i_1)$ and $X(i_2)$, and communicates a "negative" outcome to P_{i_1} or P_{i_2} . This outcome is communicated to P_{i_1} if $X(i_1) \geq X(i_2)$. Otherwise, the outcome is communicated to P_{i_2} . During the fourth step, the only active sequential program is P_j , $1 \leq j \leq N$, which did not receive a negative outcome. During that step P_j reads the value of $X(j)$ and writes it out into $Y(1)$. The computation terminates after the fourth step.

The problem Q can be solved also by a parallel program $\hat{P}_2 = \langle P, X, Y \rangle$ of size complexity $Z(N) = \lceil N/2 \rceil$ and depth complexity $D(N) = O(\log N)$. In this case the program simply repeatedly eliminates about half of the elements from S , until S is left with a single element.

At the first stage of each computation each P_i , $1 \leq i \leq \lceil N/2 \rceil$, reads the values stored in $X(2i - 1)$ and $X(2i)$. In addition, each P_i compares the values that it read. If $X(2i - 1) < X(2i)$, then P_i communicates to $P_{\lceil i/2 \rceil}$ the value of $X(2i - 1)$. Otherwise, P_i communicates to $P_{\lceil i/2 \rceil}$ the value of $X(2i)$. At the end of the first stage $P_1, \dots, P_{\lceil n/2 \rceil}$ hold the elements of S that have not been eliminated yet.

At the start of each consecutive stage of the computation, a sequential program P_i determines itself active if and only if it has been communicated some values of S in the previous stage. During a given stage, each active P_i compares the values a_1 and a_2 that were communicated to it in the previous stage. If the values satisfy the relation $a_1 < a_2$, then P_i communicates a_1 to $P_{\lceil i/2 \rceil}$. Otherwise, P_i communicates a_2 to $P_{\lceil i/2 \rceil}$.

After $O(\log N)$ stages only P_1 is active, and it holds a single value of S . Then P_1 writes the value into $Y(1)$ and the computation terminates.

Figure 7.1.2

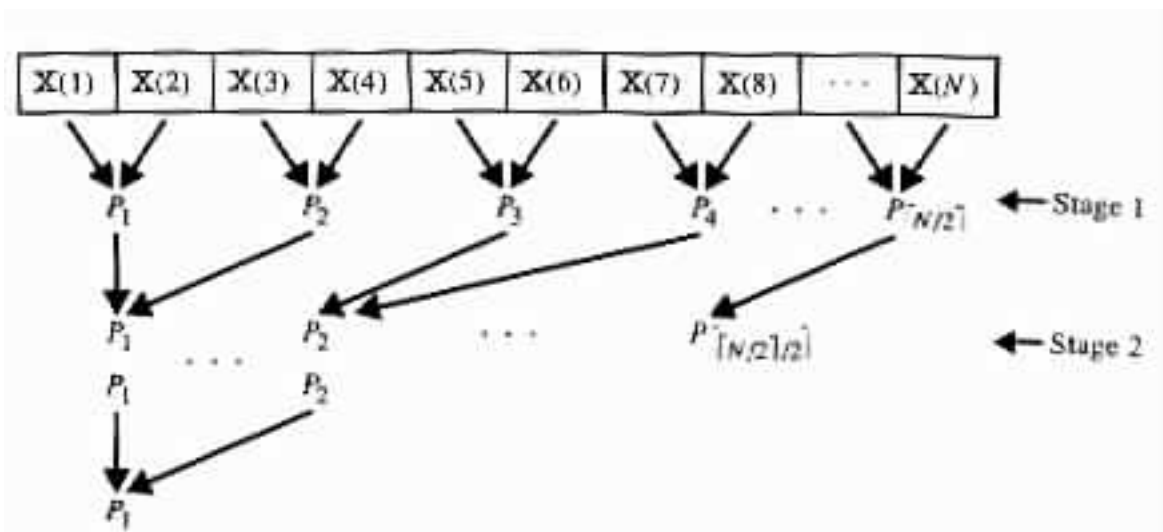


Figure 7.1.2 Flow of information.

illustrates the flow of information in \hat{P}_2 during a computation of the parallel program.

Similarly, the problem Q can be solved by a parallel program $\hat{P}_3 = \langle P, X, Y \rangle$ of size complexity $Z(N) < \lceil N/2 \rceil$ and depth complexity $O(N/Z(N) + \log Z(N))$. At the start of each computation each P_i computes $m = Z(N)$ and finds independently in $O(N/m)$ steps the smallest value in $x(\lceil \frac{N}{m} \rceil(i-1) + 1), \dots, x(\lceil \frac{N}{m} \rceil i)$. Then, as in the previous case of \hat{P}_2 , P_1, \dots, P_m proceed in parallel to determine in $O(\log m)$ steps the smallest value among the m values that they hold. \square

[\[next\]](#) [\[front\]](#) [\[up\]](#)

[\[next\]](#) [\[prev\]](#) [\[prev-tail\]](#) [\[tail\]](#) [\[up\]](#)

7.2 Parallel Random Access Machines

The study of sequential computations has been conducted through abstract models, namely RAM's and Turing transducers. RAM's turned out to be useful for designing such computations, and Turing transducers were helpful in analyzing them. Viewing parallel computations as generalizations of sequential ones, calls for similar generalizations to the associated models. A generalization along such lines to RAM's is introduced below.

A *parallel random access machine*, or *PRAM*, \hat{M} is a system $\langle M, X, Y, A \rangle$, of infinitely many RAM's M_1, M_2, \dots , infinitely many input cells $X(1), X(2), \dots$, infinitely many output cells $Y(1), Y(2), \dots$, and infinitely many shared memory cells $A(1), A(2), \dots$. Each M_i is called a *processor* of \hat{M} . All the processors M_1, M_2, \dots are assumed to be identical, except for the ability of each M_i to recognize its own index i .

At the start of a computation, \hat{M} is presented with some N input values that are stored in $X(1), \dots, X(N)$, respectively. At the end of the computation the output values are stored in $Y(1), \dots, Y(K)$, $K \geq 0$. During the computation \hat{M} uses m processors M_1, \dots, M_m , where m depends only on the input. It is assumed that each of the processors is aware of the number N of the given input values and of the number m of processors.

Each step in a computation consists of the five following phases, carried in parallel by all the processors.

- a. Each processor reads a value from one of the input cells $X(1), \dots, X(N)$.
- b. Each processor reads one of the shared memory cells $A(1), A(2), \dots$.
- c. Each processor performs some internal computation.
- d. Each processor may write into one of the output cells $Y(1), Y(2), \dots$.
- e. Each processor may write into one of the shared memory cells $A(1), A(2), \dots$.

Two or more processors may read simultaneously from the same cell. However, a *write conflict* occurs when two or more processors try to write simultaneously into the same cell. Write conflicts are treated according to the variant of PRAM in use. The following are three such possible variants.

- a. **CREW** (Concurrent Read -- Exclusive Write). In this variant no write conflicts are allowed.
- b. **COMMON**. In this variant all the processors that simultaneously write to the same memory cell must write the same value.
- c. **PRIORITY**. In this variant the write conflicts are resolved in favor of the processor M_i that has the least index i among those processors involved in the conflict.

The *length* n of an input (v_1, \dots, v_N) of a PRAM \hat{M} is assumed to equal the length of the representation of the instance.

The *depth of a computation* of a PRAM, and its *depth* and *size complexity* are defined with respect to the length n of the inputs in a similar way to that for parallel programs. The *time requirement of a computation* of a PRAM and its *time complexity*, under the uniform and logarithmic cost criteria, are defined in the obvious way.

When no confusion arises, because of the obvious relationship between the number N of values in the input and the length n of the input, N and n are used interchangeably.

Example 7.2.1 COMMON and PRIORITY PRAM's, $\hat{M} = \langle M, X, Y, A \rangle$ similar to the parallel programs $\hat{P}_i = \langle P, X, Y \rangle$ of Example 7.1.1, can be used to solve the problem Q of selecting the smallest element in a given set S of cardinality N . The communication between the processors can be carried indirectly through the shared memory cells $A(1), A(2), \dots$

Specifically, each message to M_i is stored in $A(i)$. Where the PRAM's are similar to \hat{P}_1 , no problem arises because all the messages are identical. Alternatively, where the PRAM's are similar to \hat{P}_2 or \hat{P}_3 , no problem arises because no write conflicts occur. \square

By definition, each CREW PRAM is also a COMMON PRAM, and each COMMON PRAM is also a PRIORITY PRAM. The following result shows that each PRIORITY PRAM can be simulated by a CREW PRAM.

Theorem 7.2.1 Each PRIORITY PRAM \hat{M} of size complexity $Z(n)$ and depth complexity $D(n)$ has an equivalent CREW PRAM \hat{M}' of size complexity $Z^2(n)$ and depth complexity $D(n)\log Z(n)$.

Proof Consider any PRIORITY PRAM $\hat{M} = \langle M, X, Y, A \rangle$. $\hat{M}' = \langle M', X, Y, A \rangle$ can be a CREW PRAM of the following form, whose processors are denoted $M_{11}, \dots, M_{1m}, M_{21}, \dots, M_{2m}, \dots, M_{m1}, \dots, M_{mm}$.

On a given input, \hat{M}' simulates the computation of \hat{M} . \hat{M}' uses the processors $M_{11}, M_{22}, \dots, M_{mm}$ for simulating the respective processors M_1, M_2, \dots, M_m of \hat{M} . Similarly, \hat{M}' records in the shared memory cell $A(m^2 + i)$ the values that \hat{M} records in the shared memory cell $A(i)$, $i \geq 1$. The main difference arises when a write is to be simulated.

In such a case, each M_{jj} communicates to each M_{ii} the address of the cell where M_j wants to write. Each M_{ii} then determines from those addresses, if it has the highest priority of writing into its designated cell, and accordingly decides whether to perform the write operation. M_{ii} employs the processors M_{i1}, \dots

, M_{i-1} and the shared memory cells $A(i, 1), \dots, A(i, i-1)$ for such a purpose, where $A(i_1, i_2)$ stands for $A((i_1 - 1)m + i_2)$.

To resolve the write conflicts each $M_{j,j}$ stores into $A(j, j)$ the address where M_j wants to write (see Figure 7.2.1).

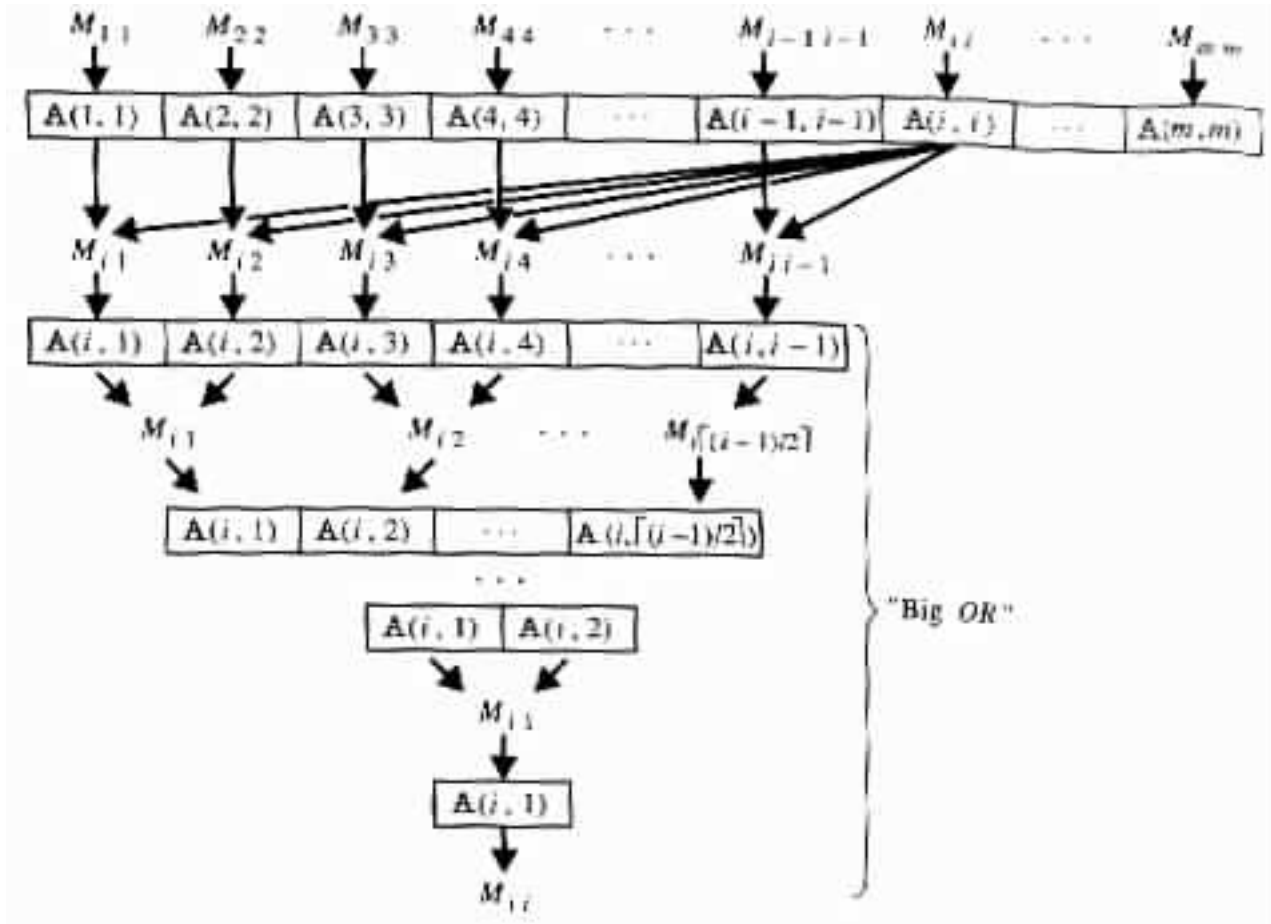


Figure 7.2.1 Flow of information for determining the priority of $M_{i,i}$ in writing.

Then $M_{i,i}$ determines in the following manner whether the shared memory cell $A(i, i)$ holds an address that differs from those stored in $A(1, 1), \dots, A(i-1, i-1)$.

Each processor $M_{i,r}$, $1 \leq r < i$, starts by reading the addresses stored in $A(r, r)$ and in $A(i, i)$, and storing 1 in $A(i, r)$ if and only if $A(r, r) = A(i, i)$. Then the processors $M_{i,1}, \dots, M_{i,\lceil(i-1)/2\rceil}$ are employed in parallel to determine in $O(\log i)$ steps whether the value 1 appears in any of the shared memory cells $A(i, 1), \dots, A(i, i-1)$. At each step the number of "active" processors and the number of the active shared memory cells is reduced by half. At any given step each of the active processors $M_{i,r}$ stores the value 1 in $A(i, r)$ if and only if either $A(i, 2r-1)$ or $A(i, 2r)$ holds that value.

$M_{i,i}$ determines that $A(i, i)$ holds an address that differs from those stored in $A(1, 1), \dots, A(i - 1, i - 1)$ by determining that $A(i, 1)$ holds a value that differs from 1. In such a case, $M_{i,i}$ determines that M_i has the highest priority for writing in its designated cell. Otherwise, $M_{i,i}$ determines that M_i does not have the highest priority. \square

[\[next\]](#) [\[prev\]](#) [\[prev-tail\]](#) [\[front\]](#) [\[up\]](#)

[\[next\]](#) [\[prev\]](#) [\[prev-tail\]](#) [\[tail\]](#) [\[up\]](#)

7.3 [Circuits](#)

[Families of Circuits](#)

[Representation of Circuits](#)

Many abstract models of parallel machines have been offered in the literature, besides those of PRAM's. However, unlike the case for the abstract models of sequential machines, there is no obvious way for relating the different abstract models of parallel machines. Therefore, the lowest common denominator of such models, that is, their hardware representations, seems a natural choice for analyzing the models for the resources that they require.

Here the representations are considered in terms of undirected acyclic graphs, called *combinatorial Boolean circuits* or simply *circuits*. Each node in a circuit is assumed to have an indegree no greater than 2, and an outdegree of unbounded value. Each node of indegree 0 is labeled either with a variable name, with the constant 0, or with the constant 1. Each node of indegree 1 is labeled with the Boolean function \neg . Each node of indegree 2 is labeled either with the Boolean functions \wedge or \vee .

Each node of indegree greater than 0 is called a *gate*. A gate is said to be a *NOT gate* if it is labeled with \neg , an *AND gate* if labeled with \wedge , and an *OR gate* if labeled with \vee . Nodes labeled with variable names are called *input nodes*. Nodes of outdegree 0 are called *output nodes*. A node labeled with 0 is called a *constant node 0*. A node labeled with 1 is called a *constant node 1*.

A circuit c that has n input nodes and m output nodes *computes a function* $f: \{0, 1\}^n \rightarrow \{0, 1\}^m$ in the obvious way.

Example 7.3.1 The circuit in Figure [7.3.1](#)

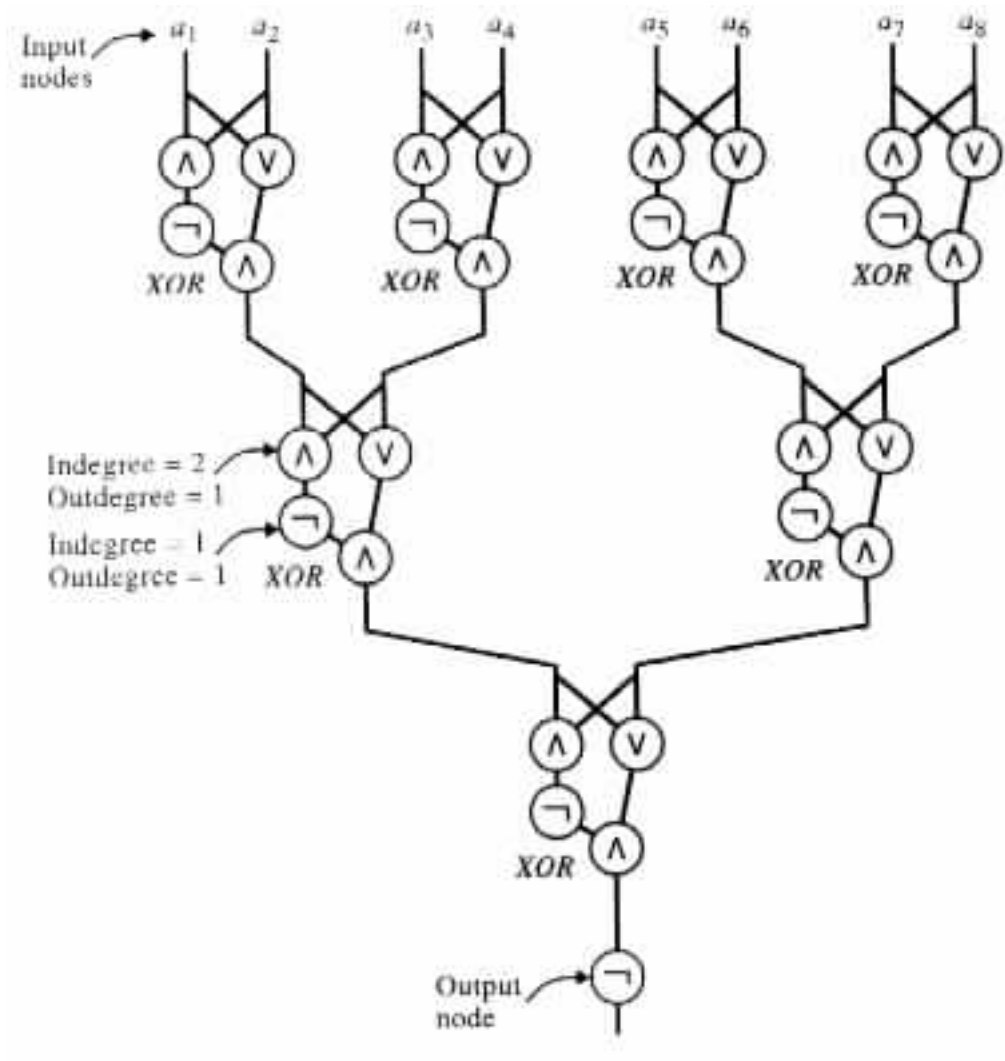


Figure 7.3.1 Parity checker.

has $7 \times 4 + 8 + 1 = 37$ nodes, of which 8 are input nodes and 1 is an output node.

The circuit computes the parity function for $n = 8$ input values. The circuit provides the output of 0 for the case where $a_1 \dots a_8$ has an odd number of 1's. The circuit provides the output of 1 for the case where $a_1 \dots a_8$ has an even number of 1's.

The circuit's strategy relies on the following two observations.

- The parity function does not change its value when a 0 is removed from its input string.
- The parity function does not change its value if a pair of 1's is replaced with a 0 in its input string.

Each group XOR of gates outputs 1 if its input values are not equal, and 0 if its input values are equal. Each level of XOR's in the circuit reduces the size of the given input by half. \square

Example 7.3.2 The circuit in Figure [7.3.2](#)

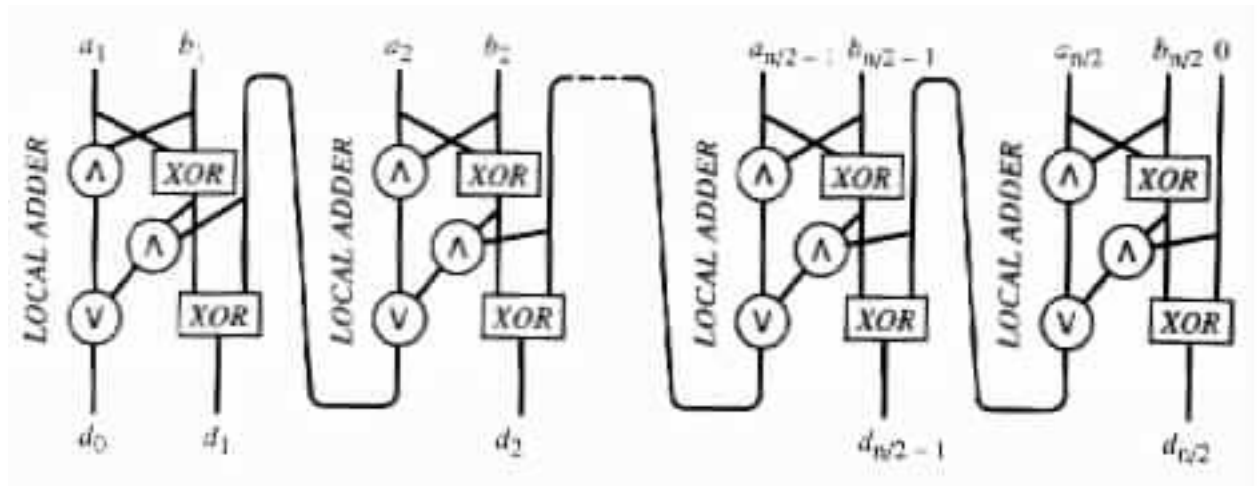


Figure 7.3.2 Adder.

is an adder that computes the sum $d = a + b$. $d_0 \dots d_{n/2}$, $a_1 \dots a_{n/2}$, and $b_1 \dots b_{n/2}$ are assumed to be the binary representations of d , a , and b , respectively. Each LOCAL ADDER in the circuit has an input that consists of two corresponding bits of a and b , as well as a carry from the previous LOCAL ADDER. The output of each LOCAL ADDER is the corresponding bit in d , as well as a new carry to be passed on to the next LOCAL ADDER. \square

The *size* of a circuit is the number of gates in it. The *depth* of a circuit is the number of gates in the longest path from an input node to an output node.

Example 7.3.3 In the circuit of Figure 7.3.1 each XOR has size 4 and depth 3. The whole circuit has size 29 and depth 10.

In the circuit of Figure 7.3.2 each LOCAL ADDER has size 11 and depth 6. The whole circuit has size $11n/2$ and depth $5 + 2(n/2 - 2) + 3 = n + 4$. \square

Families of Circuits

$C = (c_0, c_1, c_2, \dots)$ is said to be a *family of circuits* if c_n is a circuit with n input nodes for each $n \geq 0$. A family $C = (c_0, c_1, c_2, \dots)$ of circuits is said to have *size complexity* $Z(n)$ if $Z(n) \geq (\text{size of } c_n)$ for all $n \geq 0$. The family is said to have *depth complexity* $D(n)$ if $D(n) \geq (\text{depth of } c_n)$ for all $n \geq 0$.

A family $C = (c_0, c_1, c_2, \dots)$ of circuits is said to *compute* a given function $f: \{0, 1\}^* \rightarrow \{0, 1\}^*$ if for each $n \geq 0$ the circuit c_n computes the function $f_n: \{0, 1\}^n \rightarrow \{0, 1\}^k$ for some $k \geq 0$ that depends on n . f_n is assumed to be a function that satisfies $f_n(x) = f(x)$ for each x in $\{0, 1\}^n$.

A function f is said to be of *size complexity* $Z(n)$ if it is computable by a family of circuits of size complexity $Z(n)$. The function f is said to have *depth complexity* $D(n)$ if it is computable by a family of circuits with depth complexity $D(n)$.

A family $C = (c_0, c_1, c_2, \dots)$ of circuits is said to *decide a language* L in $\{0, 1\}^*$ if the characteristic function of L is computable by C . (f is the characteristic function of L if $f(x) = 1$ for each x in L , and $f(x) = 0$ for each x not in L .) The size and depth complexities of a language are the size and depth complexities of its characteristic function.

Example 7.3.4 The language $\{ a_1 \dots a_n \mid a_1, \dots, a_n \text{ are in } \{0, 1\}, \text{ and } a_1 \dots a_n \text{ has an even number of 1's} \}$ is decidable by a family of circuits similar to the circuit in Figure [7.3.1](#). The language has depth complexity $O(\log n)$, and size complexity $O(n/2 + n/4 + \dots + 1) = O(n)$. \square

[Representation of Circuits](#)

In what follows, we will assume that each circuit c has a representation of the following form. Associate the number 0 with each constant node 0 in c , the number 1 with each constant node 1 in c , and the numbers $2, \dots, n + 1$ with the n input nodes of c . Associate consecutive numbers starting at $n + 2$, with each of c 's gates. Then a representation of c is a string of the form $E(u_1) \dots E(u_m)F(v_1) \dots F(v_k)$.

u_1, \dots, u_m are the gates of c , and v_1, \dots, v_k are the output nodes. $E(u)$ is equal to (g, t, g_L, g_R) , where g is the number assigned to gate u , t is the type of u in $\{\neg, \vee, \wedge\}$, and g_L and g_R are the numbers assigned to the immediate predecessors of u . In particular, $g_L = g_R$ when $t = \neg$. $F(v)$ is equal to (g) , where g is the number assigned to gate v .

Example 7.3.5 Figure [7.3.3](#)

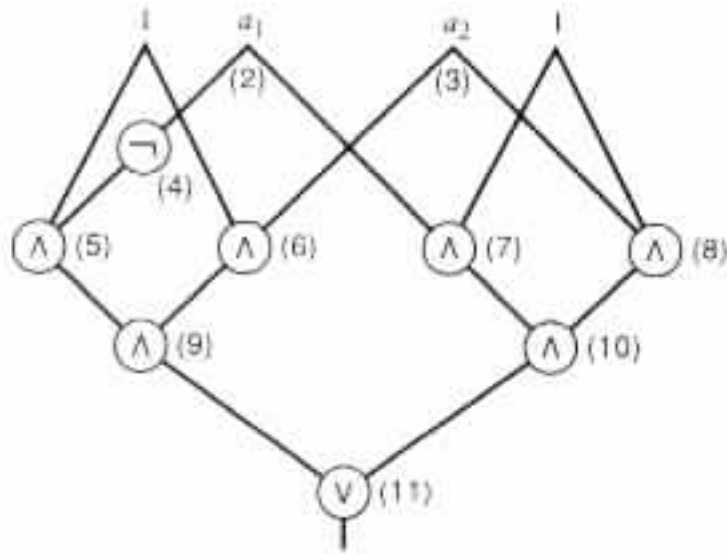


Figure 7.3.3 A circuit with enumerated nodes.

provides a circuit whose nodes are enumerated. The circuit has the following representation.

$(4, \neg, 2, 2)(5, \wedge, 1, 4)(6, \wedge, 1, 3)(7, \wedge, 2, 1)(8, \wedge, 3, 1)(9, \wedge, 5, 6)(10, \wedge, 7, 8)(11, V, 9, 10)(11) \square$

[\[next\]](#) [\[prev\]](#) [\[prev-tail\]](#) [\[front\]](#) [\[up\]](#)

[\[next\]](#) [\[prev\]](#) [\[prev-tail\]](#) [\[tail\]](#) [\[up\]](#)

7.4 Uniform Families of Circuits

["Table Look-Up" Circuits](#)

["Unrolled Hardware" Circuits](#)

[Uniform Families of Circuits](#)

["Table Look-Up" Circuits](#)

Families of circuits were introduced to help characterize the resources that problems require from parallel machines. The following theorem implies that the families cannot serve such a purpose in their general form, because they can recognize languages that are not recursively enumerable.

Theorem 7.4.1 Each language L in $\{0, 1\}^*$ is decidable by a family of circuits.

Proof Consider any language L in $\{0, 1\}^*$, and any natural number n . Let L_n denote the set $L \cap \{0, 1\}^n$. That is, L_n denotes the set of all the binary strings of length n in L .

For any given string w in L_n , a subcircuit c_w with n input nodes can be constructed that accepts a given input if and only if the input is equal to w . The language L_n is finite. As a result, the subcircuits c_w that correspond to the strings w in L_n can be merged, by letting them share the input nodes and by OR ing their outputs. The obtained circuit c_n determines the membership in L_n by a table look-up technique.

Consequently, L is decidable by the family (c_0, c_1, c_2, \dots) of circuits. \square

Example 7.4.1 The circuit c_3 in Figure [7.4.1](#)

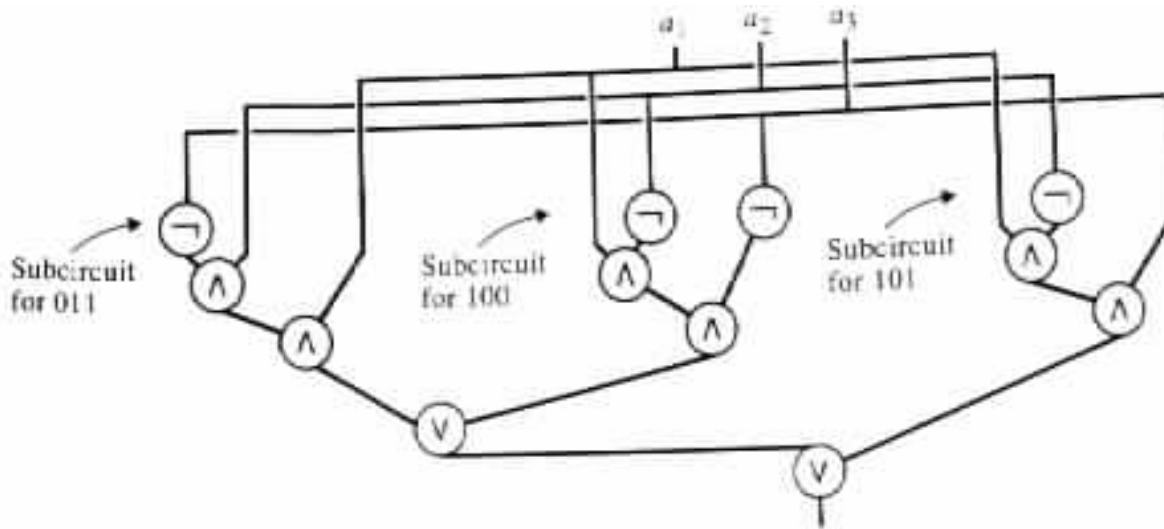


Figure 7.4.1 A "table look-up" circuit for the language $L_3 = \{011, 100, 101\}$.

decides the language $L_3 = \{011, 100, 101\}$ by a table look-up approach. For each string w in L_3 , the circuit has a corresponding subcircuit c_w that decides just the membership of the string. \square

The families of table look-up circuits in the proof of Theorem 7.4.1 have size complexity $2^{O(n)}$ and depth complexity $O(n)$. These families do not reflect the complexity of deciding the languages, because they assume the knowledge of which strings are in a given language and which are not. That is, the complexity involved in deciding the languages is shifted into the complexity of constructing the corresponding families of circuits.

"Unrolled Hardware" Circuits

A circuit can be obtained to characterize a halting computation of a parallel machine \hat{M} by laying down the portion of the hardware of \hat{M} that is involved in the computation. During the laying down of the hardware, cycles can be avoided by unrolling the hardware. The depth of such a circuit provides a measurement for the time that the computation requires, and the circuits size provides an upper bound on the space the computation requires.

Example 7.4.2 The circuit in Figure 7.4.2(b)

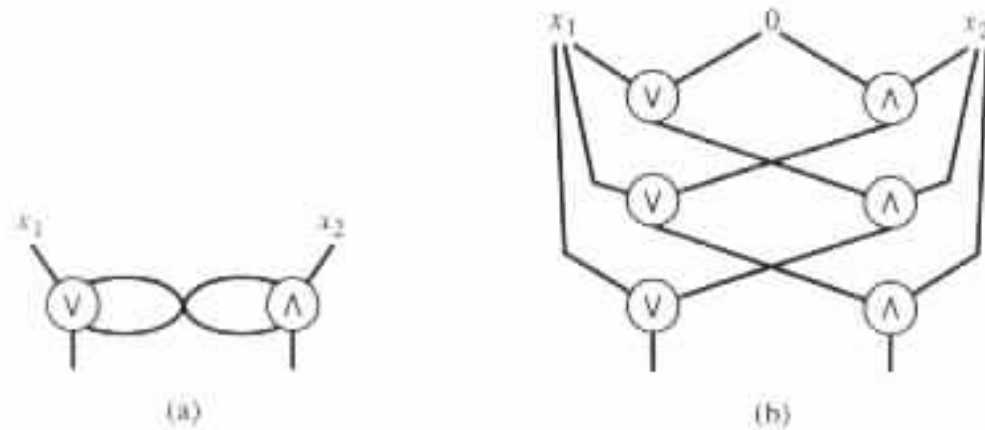


Figure 7.4.2 (a) "Hardware." (b) Corresponding "unrolled hardware."

computes the function that the hardware of Figure 7.4.2(a) computes in three units of time. It is assumed that initially each input to a gate is either an input value or the constant 0. \square

In a similar way, one can also obtain a circuit c_n that corresponds to all the halting computations of \hat{M} on instances of length n , $n \geq 0$. (The outputs for the inputs of a given length n are assumed to be appended by a string of the form $10 \dots 0$ to let them all have identical lengths.) Consequently, the approach implies a family $C = (c_0, c_1, c_2, \dots)$ of circuits for each parallel machine \hat{M} that halts on all inputs. Moreover, the families of circuits faithfully reflect the complexity of the parallel computations and can be effectively obtained from each such parallel machine \hat{M} .

Uniform Families of Circuits

By the previous discussion, from each parallel machine \hat{M} that halts on all inputs, a circuits constructor can be obtained to compute $\{ (1^n, c_n) \mid n \geq 0 \}$, where $C = (c_0, c_1, c_2, \dots)$ is a family of circuits that computes the same function as \hat{M} . The circuits constructor can be one that provides families of table look-up, unrolled hardware, or other types of circuits.

The interest here is in circuits constructors that preserve, in the families of circuits that they construct, the complexity of the given parallel machines. Such constructors do not allow the shift of complexity from the constructed families of circuits to the constructors. Moreover, they also do not allow an unrealistic increase in the complexity of the constructed families of circuits. Circuits constructors with such characteristics are said to be uniform circuits constructors. A family $C = (c_0, c_1, c_2, \dots)$ of circuits is said to be uniform if a uniform circuits constructor can compute the function $\{ (1^n, c_n) \mid n \geq 0 \}$.

Many characterizations have been offered for the uniform circuits constructors. The characterization used here, which has been widely accepted, defines these conditions in terms of a class of deterministic Turing

transducers.

Definition A Turing transducer is said to be a *uniform circuits constructor* if it is an $O(\log Z(n))$ space-bounded, deterministic Turing transducer that computes $\{ (1^n, c_n) \mid n \geq 0 \}$, where $C = (c_0, c_1, c_2, \dots)$ is a family of circuits of size complexity $Z(n)$. A family $C = (c_0, c_1, c_2, \dots)$ of circuits of size complexity $Z(n)$ is said to be a *uniform family of circuits* if an $O(\log Z(n))$ space-bounded, deterministic Turing transducer can compute $\{ (1^n, c_n) \mid n \geq 0 \}$.

The characterization of uniform families of circuits is motivated by the unrolled hardware approach. With such an approach the circuits constructor needs $O(\log H(n) + \log T(n)) = O(\log (H(n)T(n)))$ space, if the parallel machine has size complexity $H(n)$ and time complexity $T(n)$. $O(\log H(n))$ space is used for tracing through the hardware, and $O(\log T(n))$ space is used for tracing through time. $H(n)T(n)$ is of a similar order of magnitude to the size $Z(n)$ of the circuits.

Example 7.4.3 Consider the language $L = \{ uu \mid u \text{ is in } \{0, 1\}^* \}$. Let $L_n = L \cap \{0, 1\}^n$ for $n \geq 0$, that is, L_n denotes the set of all the binary strings of length n in L . The language L_n is decided by the circuit c_n in Figure [7.4.3\(a\)](#)

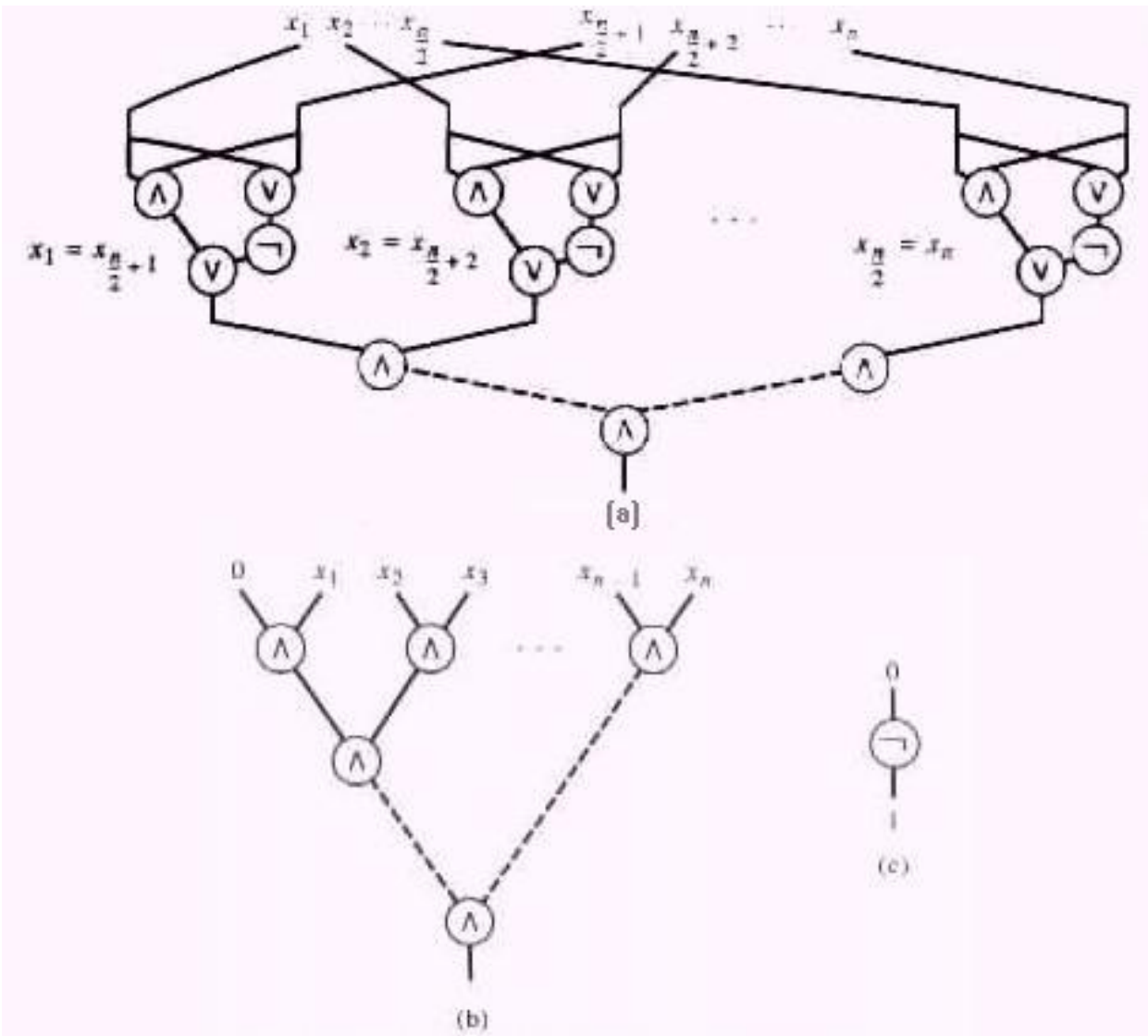


Figure 7.4.3 A circuit c_n that, according to the case, checks whether an input of length n is of the form uu . (a) $n \neq 0$, and n is even. (b) n is odd. (c) $n = 0$.

if n is a nonzero even integer, by the circuit c_n in Figure 7.4.3(b) if n is an odd integer, and by the circuit c_n in Figure 7.4.3(c) if $n = 0$.

The family (c_0, c_1, c_2, \dots) of circuits is of depth complexity $D(n) = O(\log n)$ and size complexity $Z(n) = O(n/2 + n/4 + \dots + 1) = O(n)$. The family is uniform because the function $\{ (1^n, c_n) \mid n \geq 0 \}$ is computable by a $\log Z(n) = O(\log n)$ space-bounded, deterministic Turing transducer. \square

The following thesis for parallel computations is stated in terms of uniform families of circuits. As in the previous theses for sequential and probabilistic computations, only supportive evidences can be provided to exhibit the correctness of the thesis.

The Parallel Computation Thesis A function can be mechanically computed by a parallel machine of size complexity $H(n)$ and time complexity $T(n)$ only if it has a uniform family of circuits of size

complexity $p(H(n)T(n))$ and depth complexity $p(T(n))$, for some polynomial $p(\cdot)$.

[\[next\]](#) [\[prev\]](#) [\[prev-tail\]](#) [\[front\]](#) [\[up\]](#)

[\[next\]](#) [\[prev\]](#) [\[prev-tail\]](#) [\[tail\]](#) [\[up\]](#)

7.5 Uniform Families of Circuits and Sequential Computations

[From Sequential Time to Circuit Size](#)

[A Modified Version of M](#)

[A Circuit \$c_n\$ for Simulating M](#)

[The Subcircuit \$MOVE_i\$](#)

[A Uniform Circuits Constructor](#)

[From Circuits Size to Sequential Time](#)

[U_FNC, U_NC, and NC](#)

[Sequential Space and Parallel Time](#)

The size of circuits is a major resource for parallel computations, as is time for sequential computations. The following theorem shows that these two types of resources are polynomially related.

Notation In what follows $DTIME_F(T(n))$ will denote the class of functions computable by $O(T(n))$ time-bounded, deterministic Turing transducers. The class of functions with size complexity $SIZE_F(Z(n))$ will be denoted $O(Z(n))$. The class of languages whose characteristic functions are in $SIZE_F(Z(n))$ will be denoted $SIZE(Z(n))$. $U_SIZE_F(Z(n))$ will denote the class of functions computable by uniform families of circuits of size complexity $O(Z(n))$. The class of languages whose characteristic functions are in $U_SIZE_F(Z(n))$ will be denoted $U_SIZE(Z(n))$. $U_DEPTH_F(D(n))$ will denote the class of functions computable by uniform families of circuits of depth complexity $O(D(n))$, and the class of languages whose characteristic functions are in $U_DEPTH_F(D(n))$ will be denoted $U_DEPTH(D(n))$. $U_SIZE_DEPTH_F(Z(n), D(n))$ will denote the class of functions computable by uniform families of circuits with simultaneous size complexity $Z(n)$ and depth complexity $D(n)$.

Theorem 7.5.1 If $\log T(n)$ is fully space-constructible, then

$$\bigcup_{d \geq 0} DTIME_F(T^d(n)) = \bigcup_{d \geq 0} U_SIZE_F(T^d(n))$$

The proof of the theorem is implied from the two lemmas below.

[From Sequential Time to Circuit Size](#)

The proof of the first lemma consists of unrolling the hardware of deterministic Turing transducers.

Lemma 7.5.1 If $\log T(n)$ is fully space-constructible, then

$$DTIME_F(T(n)) \subseteq U_SIZE_F(T^2(n)).$$

Proof Consider any $T(n)$ time-bounded, deterministic Turing transducer $M = \langle Q, \Sigma, \Gamma, \Delta, \delta, q_0, B, F \rangle$, where $\log T(n)$ is fully space-constructible. With no loss of generality assume that $\Sigma = \{0, 1\}$. Let m denote the number of auxiliary work tapes of M .

A Modified Version of M

Assume that Δ does not contain the symbols a and b . Modify M in the following way.

- Modify each transition rule that provides no output to a rule that provides the output b .
- Remove the transition rules that originate at the accepting states, convert the accepting states into nonaccepting states, add a new nonaccepting state, and add new transition rules that force M to go from the old accepting states to the new state while writing the symbol a . Call the new state an a state.
- For each state q , input symbol c , and auxiliary work-tape symbols b_1, \dots, b_m on which $\delta(q, c, b_1, \dots, b_m)$ is undefined, add the transition rule $(q, c, b_1, \dots, b_m, q, 0, b_1, 0, \dots, b_m, 0, \alpha)$ to δ . α is assumed to equal a if q is the a state, and α is assumed to equal b if q is not the a state.

The modified M is a deterministic Turing transducer, which on each input has a computation of an unbounded number of moves. On an input on which the original M has i moves, the modified M enters an infinite loop in the $i + 1$ st move. In each move the modified M writes one symbol onto the output tape. The output of the modified M in the $i + 1$ st, $i + 2$ nd, \dots moves is a if and only if the input is accepted by the original M . Moreover, the output of the original M can be obtained from the string that the modified M writes on the output tape, by removing all the symbols a and all the symbols b .

A Circuit c_n for Simulating M

A circuit c_n of the following form can simulate the original M on inputs of length n , by simulating the first $t = 2^{\lceil \log(T(n)+1) \rceil}$ moves of the modified M on the given input.

The simulation of exactly $t = 2^{\lceil \log(T(n)+1) \rceil}$ moves of (the modified) M , allows c_n to generate outputs of identical length t for all the inputs of length n . Such a uniformity in the length of the outputs is needed because of the circuits' rigidity in the length of their outputs.

The choice of $t = 2^{\lceil \log(T(n)+1) \rceil}$ instead of $T(n) + 1$ for the number of moves of M , is made to allow the value to be calculated just by marking a space of size $O(\log T(n))$.

c_n assumes some fixed binary representation for the set $\Sigma \cup \Gamma \cup \Delta \cup \{a, b, \epsilon, \$, -1, 0, +1, \boxed{0}, \dots, \boxed{k}\} \cup Q$. The elements of the set can be represented by binary strings of identical length k . $\boxed{0}, \dots, \boxed{k}$ are

assumed to be new symbols corresponding to the heads of M.

c_n consists of $t + 2$ subcircuits, referred to as IN, $MOVE_1, \dots, MOVE_t$, and OUT, respectively (see Figure 7.5.1).

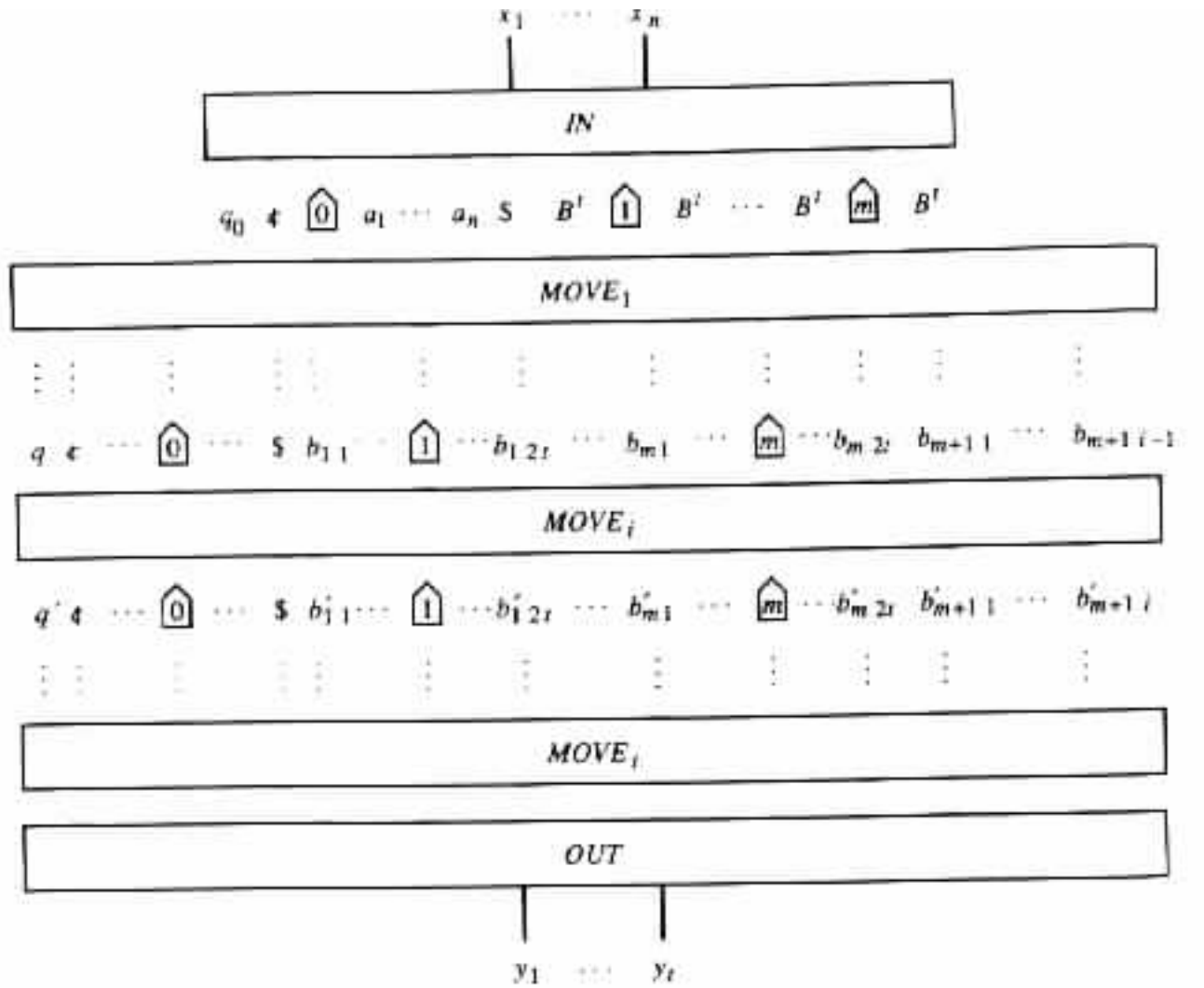


Figure 7.5.1 A circuit c_n that computes the function computable by a deterministic Turing transducer M on instances of length n.

IN is a subcircuit which derives the initial (i.e., 0th) configuration

$$(q_0 a_1 \dots a_n \$, B^1 q_0 B^1, \dots, B^t q_0 B^t, \epsilon)$$

of M on the given input $a_1 \dots a_n$. IN uses the values a_1, \dots, a_n of the input nodes x_1, \dots, x_n ; the values of some constant nodes 0; and the values of some constant nodes 1 for obtaining the desired

(representation of the) configuration.

The subcircuit $MOVE_i$, $1 \leq i \leq t$, derives the i th configuration

$$(\$ \alpha_1 \cdots q' \cdots \alpha_n \$, b'_{11} \cdots q' \cdots b'_{12t}, \dots, b'_{m1} \cdots q' \cdots b'_{m2t}, b'_{m+11} \cdots b'_{m+1i})$$

of M from the $i - 1$ st configuration

$$(\$ \alpha_1 \cdots q \cdots \alpha_n \$, b_{11} \cdots q \cdots b_{12t}, \dots, b_{m1} \cdots q \cdots b_{m2t}, b_{m+11} \cdots b_{m+1i-1})$$

of M .

OUT is a subcircuit that extracts the (encoding of the) output $b_1 \dots b_t$ that M has in the t th configuration. OUT does so by eliminating the symbols that are not in $\Delta \cup \{a, b\}$, for example, by using AND gates.

The Subcircuit $MOVE_i$

$MOVE_i$ uses components PREFIX_FINDER and SUFFIX_FINDER for determining the transition rule $(q, a, b_1, \dots, b_m, p, d_0, c_1, d_1, \dots, c_m, d_m, \rho)$ that M uses in its i th move (see Figure 7.5.2).

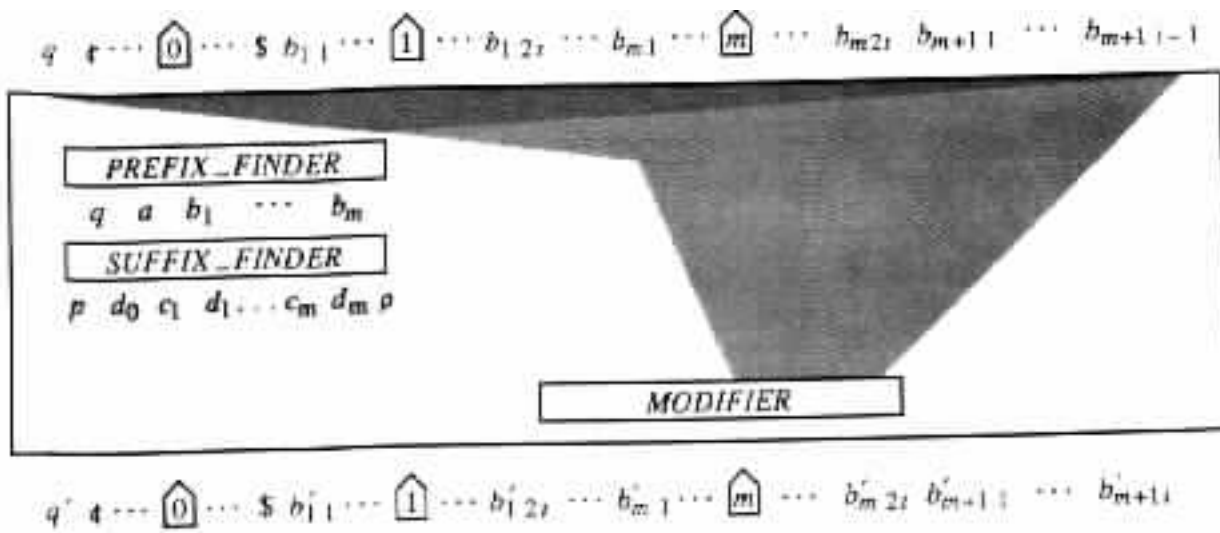


Figure 7.5.2 Subcircuit $MOVE_i$ for simulating a transition of a deterministic Turing transducer between two configurations.

PREFIX_FINDER determines the prefix (q, a, b_1, \dots, b_m) of the transition rule from the $i - 1$ st configuration of M . SUFFIX_FINDER determines the suffix $(p, d_0, c_1, d_1, \dots, c_m, d_m, \rho)$ of the transition rule from (q, a, b_1, \dots, b_m) . $MOVE_i$ uses a component MODIFIER for carrying out the

necessary modifications to the $i - 1$ st configuration of M .

PREFIX_FINDER has a component FINDER _{i} , $0 \leq i \leq m$, corresponding to each of the nonoutput tapes of M (see Figure 7.5.3).

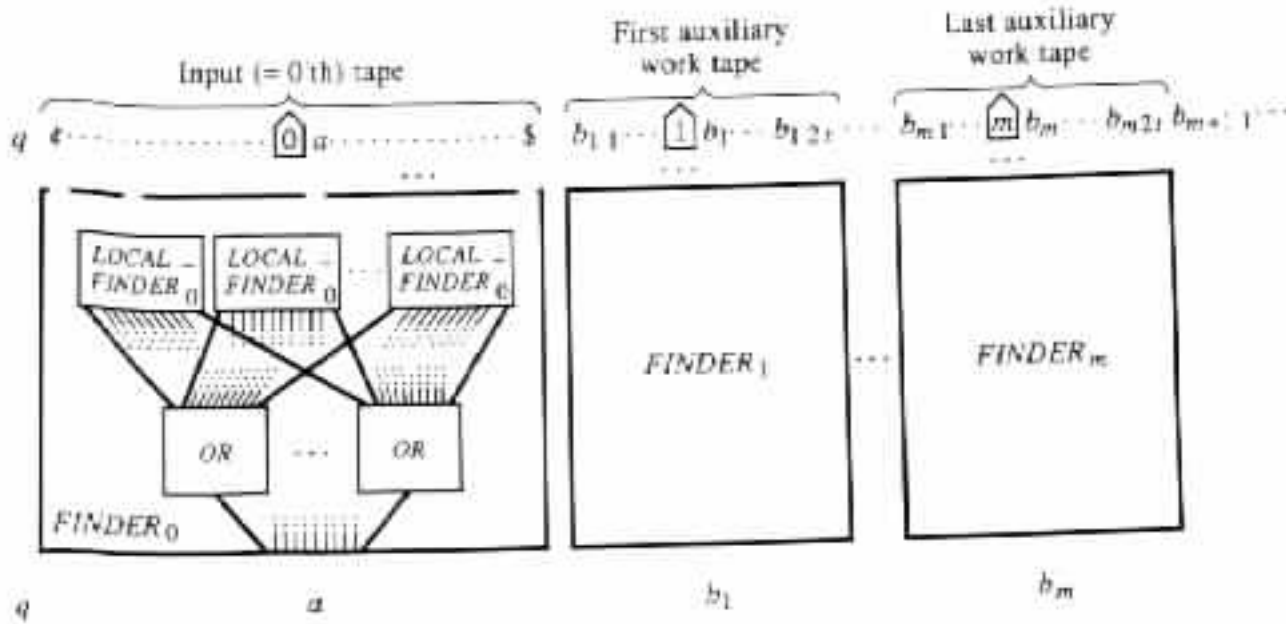


Figure 7.5.3 A subcircuit PREFIX_FINDER for determining a transition rule of a Turing transducer.

FINDER _{i} determines the symbol that is under the head of the i th tape of M . FINDER _{i} employs a subcircuit LOCAL_FINDER _{i} for each pair of consecutive symbols in the portion of the configuration that corresponds to the i th tape of M . LOCAL_FINDER _{i} outputs (the representation of) the symbol a if its input corresponds to a pair of the form $\boxed{1}a$. Otherwise, the subcircuit LOCAL_FINDER _{i} outputs just 0's. The output of each LOCAL_FINDER _{i} is determined by a table look-up circuit. The outputs of all the LOCAL_FINDER _{i} 's are OR ed to obtain the desired output of FINDER _{i} .

SUFFIX_FINDER on input (q, a, b_1, \dots, b_m) employs a table look-up approach to find $(p, d_0, c_1, d_1, \dots, c_m, d_m, \phi)$.

MODIFIER contains one component TAPE_MODIFIER _{i} for each of the nonoutput tapes i of the Turing transducer M , $0 \leq i \leq m$ (see Figure 7.5.4).

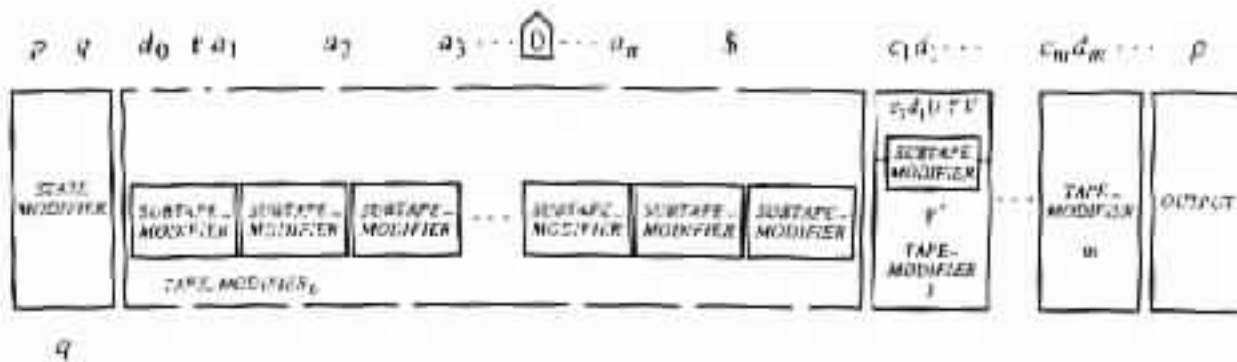


Figure 7.5.4 A subcircuit MODIFIER for modifying a configuration of a Turing transducer.

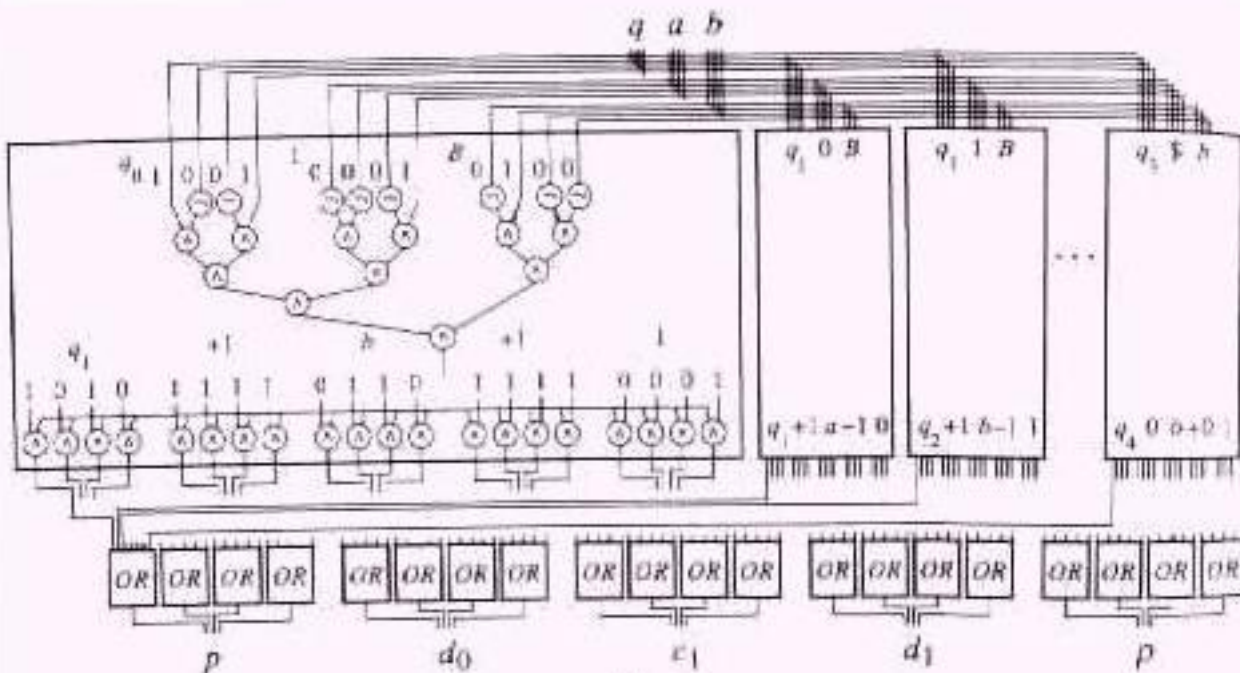
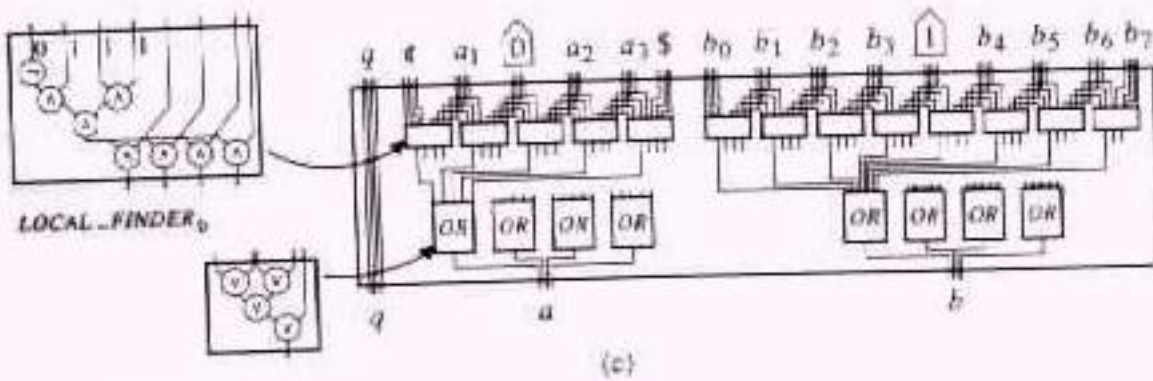
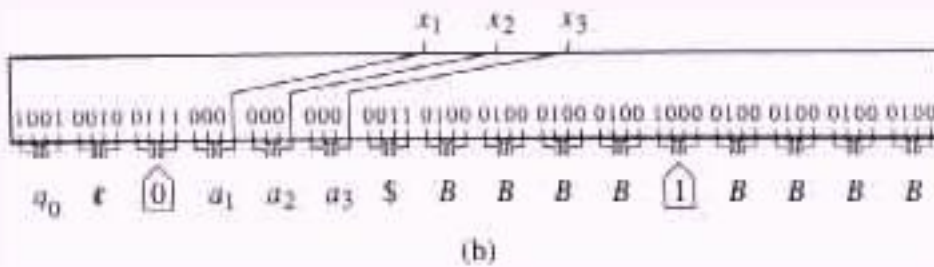
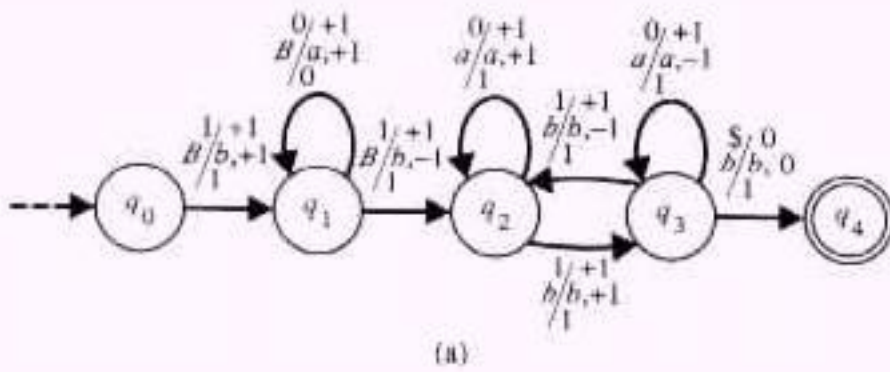
TAPE_MODIFIER_i contains one subcircuit SUBTAPE_MODIFIER for each location in the constructed configuration of the Turing transducer M. A SUBTAPE_MODIFIER that corresponds to location j receives the three symbols U, Y, and V as inputs at locations j - 1, j, and j + 1 in the configuration of M that is being modified. (The only exception occurs when the jth location is a boundary location. In such a case the SUBTAPE_MODIFIER receives only two input values.) In addition, the SUBTAPE_MODIFIER gets as input the modifications (c_i and d_i) that are to be made in the ith tape of M. The SUBTAPE_MODIFIER outputs the symbol Y' for the jth location in the constructed configuration of M.

[A Uniform Circuits Constructor](#)

IN has size 0. Each FINDER_i contains O(T(n)) subcircuits LOCAL_FINDER_i, and a constant number of subcircuits OR. Each LOCAL_FINDER_i has constant size. Each subcircuit OR has size O(T(n)). Hence, PREFIX_FINDER has size O(T(n)). SUFFIX_FINDER has constant size, and TAPE_MODIFIER has size O(T(n)). Consequently, c_n has size O(T²(n)).

An O(log T(n)) space-bounded, deterministic Turing transducer X can be constructed, to compute { (1ⁿ, c_n) | n ≥ 0 } in a brute-force manner. □

Example 7.5.1 Let M be the one auxiliary-work-tape deterministic Turing transducer in Figure 7.5.5(a). M has time complexity T(n) = n + 1. For the purpose of the example take M as it is, without modifications. Using the terminology in the proof of Lemma 7.5.1, Q = {q₀, q₁, . . . , q₄}, Σ = Δ = {0, 1}, Γ = {0, 1, B}, m = 1, and k = 4. Choose the following binary representation E: E(0) = 0000, E(1) = 0001, E(ϕ) = 0010, E(\$) = 0011, E(B) = 0100, E(a) = 0101, E(b) = 0110, E(0) = 0111, E(1) = 1000, E(q₀) = 1001, E(q₁) = 1010, E(q₂) = 1011, E(q₃) = 1100, E(q₄) = 1101, E(-1) = 1110, E(+1) = 1111. Choose n = 3.



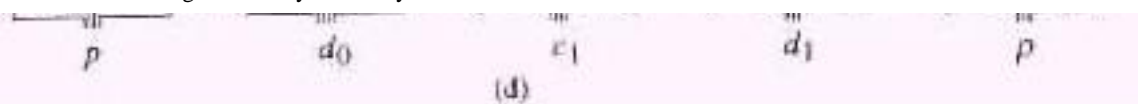


Figure 7.5.5 (a) A Turing transducer. (b) Corresponding subcircuit IN. (c) Corresponding subcircuit PREFIX_FINDER. (d) Corresponding subcircuit SUFFIX_FINDER.

In such a case, $t = 4$. The subcircuit IN is given in Figure 7.5.5(b), the subcircuit PREFIX_FINDER is given in Figure 7.5.5(c), and the subcircuit SUFFIX_FINDER is given in Figure 7.5.5(d). \square

From Circuits Size to Sequential Time

The previous lemma deals with applying parallelism for simulating sequential computations. The following lemma deals with the simulation of parallel computations by sequential computations.

Lemma 7.5.2 $U_SIZE_F(Z(n)) \subseteq \bigcup_{d \geq 0} DTIME_F(Z^d(n))$.

Proof Consider any function $Z(n)$, and any uniform family $C = (c_0, c_1, c_2, \dots)$ of circuits of size complexity $Z(n)$. Let X be an $O(\log Z(n))$ space-bounded, deterministic Turing transducer that computes the function $\{ (1^n, c_n) \mid n \geq 0 \}$. A deterministic Turing transducer M can compute the same function as C in the following manner.

Given an input $a_1 \dots a_n$, M employs X to determine the representation of the circuit c_n . The representation can be found in $2^{O(\log Z(n))} = Z^{O(1)}(n)$ time because X is $O(\log Z(n))$ space-bounded (see Theorem 5.5.1). Moreover, the representation has length $O(Z(n)\log Z(n))$ because c_n has at most $Z(n)$ gates, and each gate (g, t, g_L, g_R) has a representation of length $O(\log Z(n))$.

Having the representation of c_n , the Turing transducer M evaluates the output of each node in c_n . M does so by repeatedly scanning the representation of c_n for quadruples (g, t, g_L, g_R) , that correspond to nodes g_L and g_R , whose output values are already known. Having found such a quadruple (g, t, g_L, g_R) , the Turing transducer M evaluates and also records the output value of g . After at most $Z(n)$ iterations, M determines the output values of all the nodes in c_n .

Finally, M determines which nodes of c_n are the output nodes, and writes out their values. \square

By Theorem 7.5.1, the time of sequential computations and the size of uniform families of circuits are polynomially related.

Corollary 7.5.1 A problem is solvable in polynomial time if and only if it is solvable by a uniform family of circuits of polynomial size complexity.

[U_FNC, U_NC, and NC](#)

Sequential computations are considered feasible only if they are polynomially time- bounded. Similarly, families of circuits are considered feasible only if they are polynomially size-bounded. As a result, parallelism does not seem to have major influence on problems that are not solvable in polynomial time. On the other hand, for those problems that are solvable in polynomial time, parallelism is of central importance when it can significantly increase computing speed. One such class of problems is that which can be solved by uniform families of circuits, simultaneously having polynomial size complexity and *polylog* (i.e., $O(\log^i n)$ for some $i \geq 0$) depth complexity. This class of problems is denoted U_FNC .

The subclass of U_FNC , which is obtained by restricting the depth complexity of the families of circuits to $O(\log^i n)$, is denoted U_FNC^i . The subclass of decision problems in U_FNC is denoted U_NC . The subclass of decision problems in U_FNC^i is denoted U_NC^i .

FNC denotes the class of problems solvable by (not necessarily uniform) families of circuits that simultaneously, have polynomial size complexity and polylog depth complexity. The subclass of decision problems in FNC is denoted NC . The subclass of FNC , obtained by restricting the families of circuits to depth complexity $O(\log^i n)$, is denoted FNC^i . NC^i denotes the class of decision problems in FNC^i .

For nonuniform families of circuits the following contrasting theorem holds.

Theorem 7.5.2 NC^1 contains undecidable problems.

Proof Every unary language L over the alphabet $\{1\}$ can be decided by a family $C = (c_0, c_1, c_2, \dots)$ of circuits of simultaneous polynomial size complexity and logarithmic depth complexity. Specifically, each c_n in C is a table look-up circuit that outputs 1 on a given input $a_1 \dots a_n$ if and only if $a_1 \dots a_n = 1^n$ and 1^n is in L .

However, a proof by diagonalization implies that the membership problem is undecidable for the unary language $\{1^i \mid \text{The Turing machine } M_i \text{ does not accept the string } 1^i\}$. \square

[Sequential Space and Parallel Time](#)

By Corollary [7.5.1](#), the definitions above, and the following lemma, the hierarchy shown in Figure [7.5.6](#) holds.

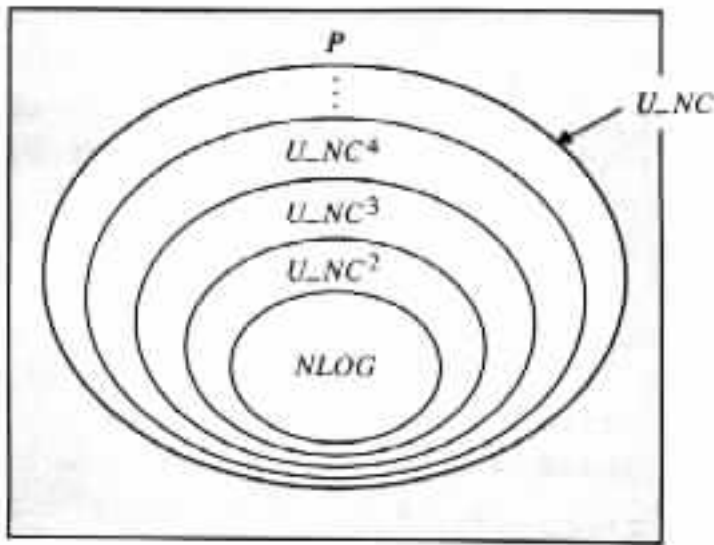


Figure 7.5.6 A hierarchy of decision problems between $NLOG$ and P .

Lemma 7.5.3 $NLOG \subseteq U_NC^2$.

Proof Consider any $S(n) = O(\log n)$ space-bounded, nondeterministic Turing machine $M = \langle Q, \Sigma, \Gamma, \delta, q_0, B, F \rangle$ with m auxiliary work tapes. With no loss of generality assume that $\Sigma = \{0, 1\}$. Let a tuple $w = (q, i, a, u_1, v_1, \dots, u_m, v_m)$ be called a partial configuration of M on input $a_1 \dots a_n$, if M has a configuration $(\alpha q \beta, u_1 v_1, \dots, u_m v_m)$ with $\alpha \beta = \alpha a_1 \dots a_n$ and $|\alpha| = i$. Let a partial configuration be called an initial partial configuration if it corresponds to an initial configuration. Let a partial configuration be called an accepting partial configuration if it corresponds to an accepting configuration.

Each partial configuration of M requires $O(\log n)$ space. The number k of partial configurations w_1, \dots, w_k that M has on the set of inputs of length n satisfies $k = 2^{O(\log n)} = n^{O(1)}$.

Say that M can directly reach partial configuration w' from partial configuration w if w and w' correspond to some configurations Ω_w and $\Omega_{w'}$ of M , respectively, such that $\Omega_w \vdash \Omega_{w'}$. Say that M can reach partial configuration w' from partial configuration w if w and w' correspond to some configurations Ω_w and $\Omega_{w'}$ of M , respectively, such that $\Omega_w \vdash^* \Omega_{w'}$.

For the given n , the language $L(M) \cap \{0, 1\}^n$ is decidable by a circuit c_n that consists of $\lceil \log k \rceil + 2$ subcircuits, namely, DIRECT, FINAL, and $\lceil \log k \rceil$ copies of INDIRECT (Figure 7.5.7).

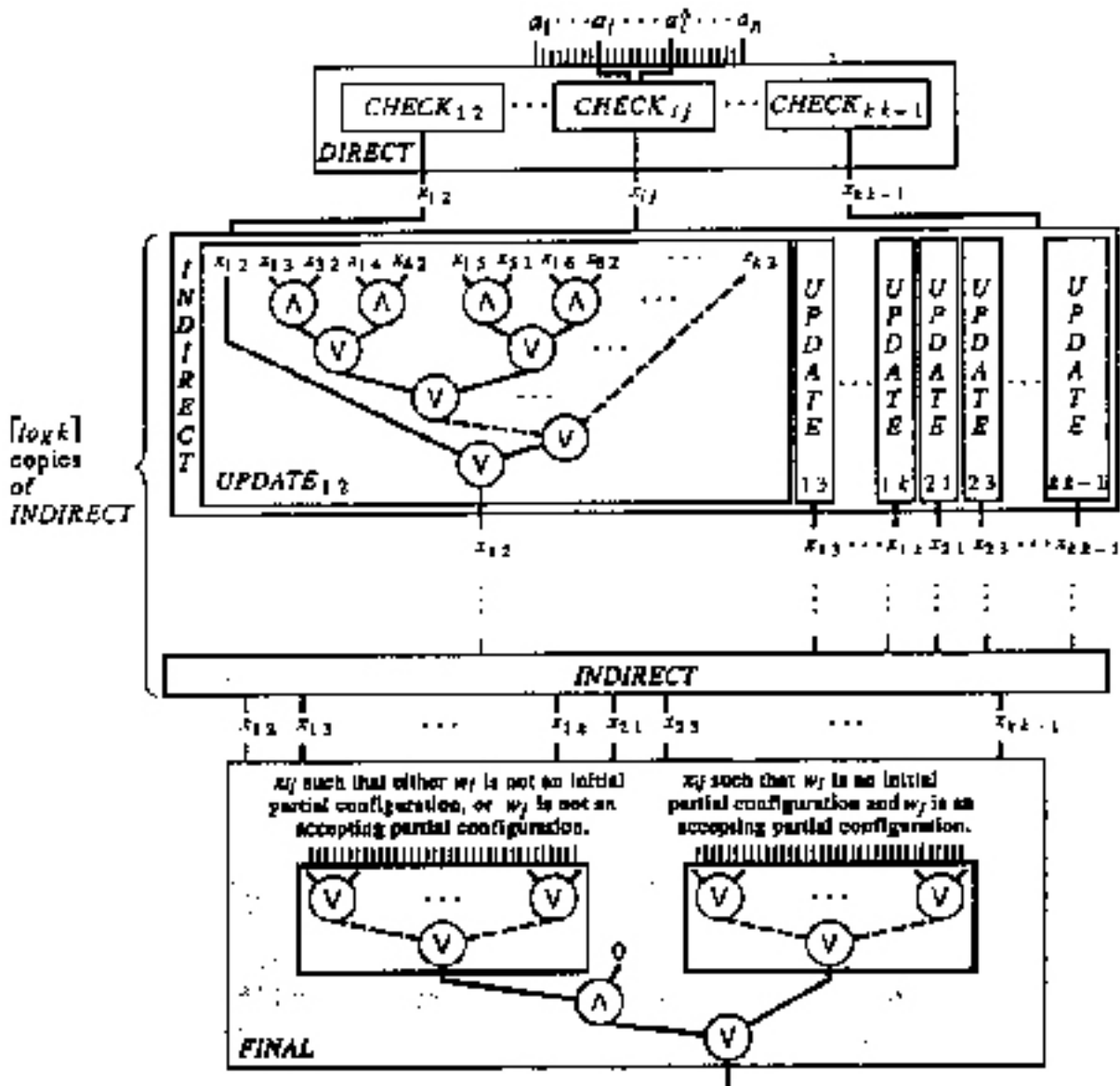


Figure 7.5.7 A circuit c_n that corresponds to an $O(\log n)$ space-bounded, nondeterministic Turing machine.

The structure of c_n relies on the observation that the Turing machine M accepts a given input $a_1 \dots a_n$ if and only if M has partial configurations w_0, \dots, w_t on input $a_1 \dots a_n$, such that w_0 is an initial partial configuration, w_t is an accepting partial configuration, and M can directly reach w_i from w_{i-1} for $1 \leq i \leq t$.

DIRECT has a component $CHECK_{i,j}$ for each possible pair (w_i, w_j) of distinct partial configurations of M on the inputs of length n . $CHECK_{i,j}$ has the output 1 on a given input $a_1 \dots a_n$ if w_i as well as w_j are partial configurations of M on input $a_1 \dots a_n$, and M can directly reach w_j from w_i . Otherwise, $CHECK_{i,j}$ has the output 0.

The component $CHECK_{ij}$ is a table look-up circuit. Specifically, assume that $CHECK_{ij}$ corresponds to the partial configurations $w_i = (q, l, a, u_1, v_1, \dots, u_m, v_m)$ and $w_j = (\hat{q}, \hat{l}, \hat{a}, \hat{u}_1, \hat{v}_1, \dots, \hat{u}_m, \hat{v}_m)$. In such a case, $CHECK_{ij}$ is the constant node 0 when M cannot directly reach w_j from w_i . On the other hand, when M can directly reach w_j from w_i , then $CHECK_{ij}$ is a circuit that has the output 1 on input $a_1 \dots a_n$ if and only if the $l + 1$ st symbol in $\phi a_1 \dots a_n$ is a and the $\hat{l} + 1$ st symbol in $\phi a_1 \dots a_n$ is \hat{a} .

Each copy of the subcircuit $INDIRECT$ modifies the values of the "variables" $x_{12}, x_{13}, \dots, x_{n-1}$ in parallel, where the value of x_{ij} is modified by a component called $UPDATE_{ij}$. Upon reaching the r th $INDIRECT$ the variable x_{ij} holds 1 if and only if M can reach w_j from w_i in at most 2^r moves (through partial configurations of M on the given input), $1 \leq r \leq \lceil \log k \rceil$. Upon leaving the r th $INDIRECT$ the variable x_{ij} holds 1 if and only if M can reach w_j from w_i in at most 2^{r+1} moves. In particular, upon reaching the first $INDIRECT$, x_{ij} holds the output of $CHECK_{ij}$. However, upon leaving the last $INDIRECT$, x_{ij} holds 1 if and only if M can reach w_j from w_i .

$FINAL$ determines whether M can reach an accepting partial configuration from an initial partial configuration on the given input $a_1 \dots a_n$, that is, whether x_{ij} is equal to 1 for some initial partial configuration w_i and some accepting partial configuration w_j .

The subcircuit $DIRECT$ has size $O(k^2) = n^{O(1)}$ and constant depth. Each of the subcircuits $FINAL$ and $INDIRECT$ has size no greater than $O(k^2) = n^{O(1)}$ and depth no greater than $O(\log k) = O(\log n)$. As a result, the circuit c_n has size of at most $O(k^2(\lceil \log k \rceil + 2)) = n^{O(1)}$, and depth of at most $O((\lceil \log k \rceil + 2)\log k) = O(\log^2 n)$. \square

The containment of $DLOG$ in U_{NC} and the conjecture that U_{NC} is properly contained in P , suggest that the P -complete problems can not be solved efficiently by parallel programs. The following theorem provides a tool for detecting problems that can be solved efficiently by parallel programs (e.g., the problems in Exercise 5.1.8). Moreover, the proof of the theorem implies an approach for mechanically obtaining the parallel programs from corresponding nondeterministic sequential programs that solve the problems.

Notation In what follows, $NSPACE_F(S(n))$ denotes the set of functions computable by $O(S(n))$ space-bounded, nondeterministic Turing transducers.

Theorem 7.5.3 $NSPACE_F(\log n) \subseteq U_FNC^2$.

Proof Consider any Turing transducer $M = \langle Q, \Sigma, \Gamma, \Delta, \delta, q_0, B, F \rangle$ of space complexity $S(n) = O(\log n)$. Assume that M computes some function f . In addition, with no loss of generality assume that $\Sigma = \Delta = \{0, 1\}$. From M , for each symbol a in Σ , a Turing machine $M_a = \langle Q_a, \Sigma, \Gamma, \delta_a, q_{0a}, B, F_a \rangle$ can be

constructed to accept the language $\{ 1^i 0 x \mid \text{The } i\text{th output symbol of } M \text{ on input } x \text{ is } a \}$.

Specifically, on a given input $1^i 0 x$, M_a records the value of i in binary on an auxiliary work tape. Then M_a follows the computation of M on input x . During the simulated computation, M_a uses the stored value of i to find the i th symbol in the output of M , while ignoring the output itself. M_a accepts $1^i 0 x$ if and only if M has an accepting computation on input x with a as the i th symbol in the output.

The function f is computable by a family $C = (c_0, c_1, c_2, \dots)$ of circuits of the following form. Each c_n provides an output $y_1 \dots y_{2^{S(n)+1}}$ of length $2 \cdot 2^{S(n)}$ on input $x_1 \dots x_n$. Each substring $y_{2^{j-1}} y_{2^j}$ of the output is equal to 00, 11, or 10, depending on whether the j th symbol in the output of M is 0, 1, or undefined, respectively. $y_{2^{j-1}}$ is obtained by negating the output of a circuit that simulates M_a for $a = 0$ on input $1^j 0 x_1 \dots x_n$. y_{2^j} is obtained by a circuit that simulates M_a for $a = 1$ on input $1^j 0 x_1 \dots x_n$.

The result then follows from Lemma [7.5.3](#) because M_a is a logspace-bounded, Turing machine for $a = 0$ and for $a = 1$. \square

A proof similar to the one provided for the previous theorem can be used to show that $NSPACE_F(S(n)) \subseteq \bigcup_{d>0} U_SIZE_DEPTH_F(2^{dS(n)}, S^2(n))$ for each fully space-constructible function $S(n) \geq \log n$. By this containment and a proof similar to that of Exercise [7.5.3](#), the space requirements of sequential computations and the time requirements of parallel computations are polynomially related.

[\[next\]](#) [\[prev\]](#) [\[prev-tail\]](#) [\[front\]](#) [\[up\]](#)

[\[next\]](#) [\[prev\]](#) [\[prev-tail\]](#) [\[tail\]](#) [\[up\]](#)

7.6 Uniform Families of Circuits and PRAM's

[From PRAM's to Uniform Families of Circuits](#)

[The Structure of \$c_n\$](#)

[The Complexity of \$c_n\$](#)

[From Uniform Families of Circuits to PRAM's](#)

[The Simulation of Gate \$g_i\$ by Processor \$M_i\$](#)

[The Identification of Gate \$g_i\$ by processor \$M_i\$](#)

This section shows that uniform families of circuits and PRAM's are polynomially related in the resources they require. As a corollary, U_FNC is exactly the class of problems that can be solved by the PRAM's that have polynomial space complexity and polylog time complexity.

Notation In what follows, $PROCESSORS_TIME_F(Z(n), T(n))$ denotes the set of functions that can be computed by the PRAM's having both $O(Z(n))$ size complexity and $O(T(n))$ time complexity (under the logarithmic cost criterion).

[From PRAM's to Uniform Families of Circuits](#)

The proof of the following theorem consists of showing how the hardware of any given PRAM can be unrolled to obtain a corresponding uniform family of circuits. The degenerated case in which PRAM's are restricted to being RAM's has been considered in Lemma [7.5.1](#).

Theorem 7.6.1 If $\log T(n)$ and $\log Z(n)$ are fully space-constructible, $\log Z(n) \leq T(n)$, and $n \leq O(Z(n)T(n))$, then

$$PROCESSORS_TIME_F(Z(n), T(n)) \subseteq \bigcup_{d \geq 0} U_SIZE_DEPTH_F((Z(n)T(n))^d, T^d(n)).$$

Proof Consider any PRAM $\hat{M} = \langle M, X, Y, A \rangle$ of size complexity $Z(n)$ and time complexity $T(n)$. By Theorem [7.2.1](#) it can be assumed that \hat{M} is a CREW PRAM. Consider any n and let $m = Z(n)$ and $t = T(n)$. The computations of \hat{M} on inputs of length n can be simulated by the circuit c_n of Figure [7.6.1](#).

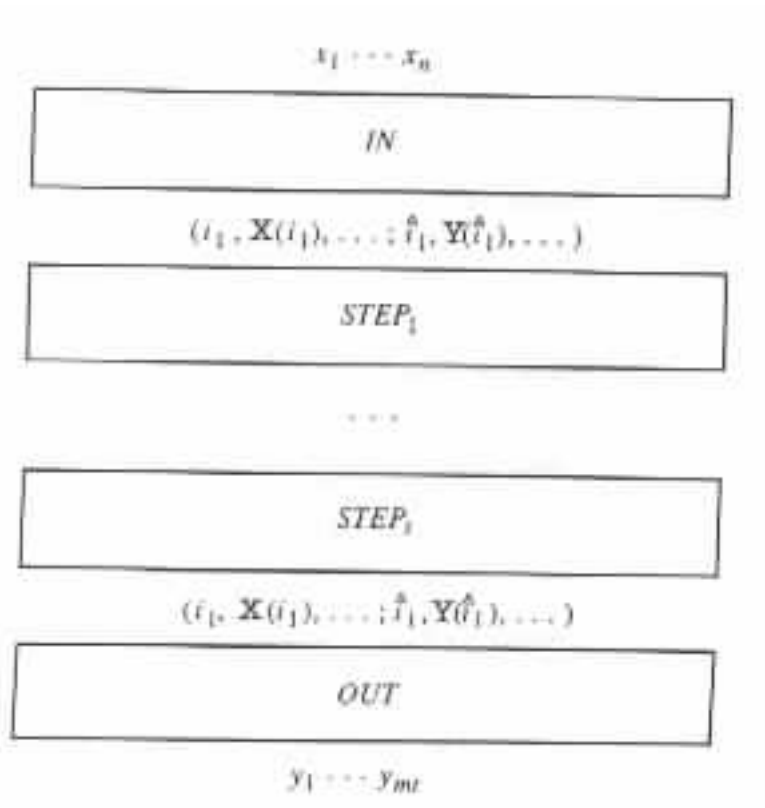


Figure 7.6.1 A circuit for simulating a computation of a PRAM.

The Structure of c_n

The circuit c_n has an underlying structure similar to the circuit c_n in the proof of Lemma 7.5.1 (see Figure 7.5.1). It consists of $t + 2$ subcircuits, namely, IN, $STEP_1, \dots, STEP_t$, and OUT. IN considers a given input of length n as an encoding of some input (v_1, \dots, v_N) of \hat{M} , and determines the initial configuration of \hat{M} . $STEP_i$ determines the configuration that \hat{M} reaches after its i th step. OUT extracts the output of \hat{M} from the output of $STEP_t$.

Each configuration of \hat{M} is assumed to have the form $(i_1, X(i_1), i_2, X(i_2), \dots; \hat{i}_1, Y(\hat{i}_1), \hat{i}_2, Y(\hat{i}_2), \dots; \check{i}_1, A(\check{i}_1), \check{i}_2, A(\check{i}_2), \dots; \check{i}_1, V_1(\check{i}_1), \check{i}_2, V_1(\check{i}_2), \dots; \dots; \check{i}_1, V_m(\check{i}_1), \check{i}_2, V_m(\check{i}_2), \dots)$, where $V_i(j)$ is assumed to be the value of the j th local variable of processor M_i .

$STEP_i$ consists of three layers, namely, READ, SIMULATE, and WRITE. The READ layer simulates the reading, from the input cells and shared memory cells, that takes place during the i th step of the simulated computation. The SIMULATE layer simulates the internal computation that takes place during the i th step by the processors M_1, \dots, M_m . The WRITE layer simulates the writing, to the output cells and shared memory cells, that takes place during the i th step of the simulated computation.

With no loss of generality, it is assumed that in each step processor M_i reads from the input cell $X(V_i(1))$ into $V_i(1)$, and from the shared memory cell $A(V_i(2))$ into $V_i(2)$. Similarly, it is assumed that in each step M_i writes the value of $V_i(3)$ into the output cell $Y(V_i(4))$, and the value of $V_i(5)$ into $A(V_i(6))$.

SIMULATE contains a subcircuit SIM_RAM for each of the processors M_1, \dots, M_m . The internal computation of processor M_j is simulated by a SIM_RAM whose input is $(i_1, V_j(i_1), i_2, V_j(i_2), \dots)$. With no loss of generality it is assumed that the index j of M_j is stored in $V_j(7)$.

[The Complexity of \$c_n\$](#)

The circuits IN, READ, WRITE, and OUT can each simulate an $O(\log(nZ(n)T(n)))$ space-bounded, deterministic Turing transducer that carries out the desired task. The simulations can be as in the proof of Lemma 7.5.3. Hence, each of these circuits has size no greater than $(nZ(n)T(n))^{O(1)} \leq (Z(n)T(n))^{O(1)}$ and depth no greater than $(\log(nZ(n)T(n)))^{O(1)} \leq T^{O(1)}(n)$. SIM_RAM can simulate a processor M_i indirectly as in the proof of Lemma 7.5.1, through a deterministic Turing transducer equivalent to M_i . Hence, each SIM_RAM has size no greater than $T^{O(1)}(n)$. \square

[From Uniform Families of Circuits to PRAM's](#)

The previous theorem considered the simulation of PRAM's by uniform families of circuits. The next theorem considers simulations in the other direction.

Theorem 7.6.2

$$U_SIZE_DEPTH_F(Z(n), D(n)) \subseteq \bigcup_{d > 0} PROCESSORS_TIME_F(Z^d(n), D(n) \log^d Z(n)).$$

Proof Consider any uniform family $C = (c_0, c_1, c_2, \dots)$ of circuits with size complexity $Z(N)$ and depth complexity $D(n)$. Let $T = \langle Q, \Sigma, \Gamma, \delta, q_0, B, F \rangle$ be an $S(n) = O(\log Z(n))$ space-bounded, deterministic Turing transducer that computes $\{ (1^n, c_n) \mid n \geq 0 \}$. From T a CREW PRAM $\dot{M} = \langle M, X, Y, A \rangle$ of size complexity $Z^{O(1)}(n)$ and time complexity $D(n) \log^{O(1)} Z(n)$ can be constructed to simulate the computations of C in a straightforward manner.

[The Simulation of Gate \$g_i\$ by Processor \$M_i\$](#)

Specifically, for each gate g_i in c_n , the PRAM \dot{M} employs a corresponding processor M_i and a

corresponding shared memory cell $A(i)$. The processor M_i is used for simulating the operation of g_i , and the cell $A(i)$ is used for recording the outcome of the simulation.

At the start of each simulation, M_i initializes the value of $A(i)$ to 2, as an indication that the output of g_i is not available yet. Then M_i waits until its operands become available, that is, until its operands reach values that differ from 2. M_i has the input cell $X(j)$ as an operand if g_i gets an input from the j th input node x_j . M_i has the shared memory cell $A(j)$ as an operand if g_i gets an input from the j th gate g_j . When its operands become available, M_i performs on them the same operation as does g_i . M_i stores the result in $Y(j)$, if g_i is the j th output node of c_n . Otherwise, M_i stores the result in $A(i)$.

[The Identification of Gate \$g_i\$ by processor \$M_i\$](#)

Before the start of a simulation of c_n the PRAM \hat{M} determines for each gate g_i in c_i , what the type t is in $\{\neg, \vee, \wedge\}$ of g_i , and which are the predecessors g_L and g_R of g_i . \hat{M} does so by determining in parallel the output of T on input 1^n , and communicating each substring of the form (g_i) and each substring of the form (g_i, t, g_L, g_R) in the output to the corresponding processor M_i .

\hat{M} determines the output of T by employing a group $B_1, \dots, B_{O(Z(n)\log Z(n))}$ of processors. The task of processor B_j is to determine the j th symbol in the output of T .

B_j , in turn, employs a processor B_{ja} for each symbol a in the output alphabet Δ of T . The task of B_{ja} is to notify B_j whether the j th symbol in the output of T is the symbol a . B_{ja} does so by simulating a $\log Z(n)$ space-bounded Turing machine M_T that accepts the language $\{1^n \mid a \text{ is the } j\text{th symbol in the output of } T\}$. The simulation is performed in parallel by a group of processors that uses an approach similar to that described in the proof of Lemma [7.5.3](#).

Once the output of T is determined, each processor B_j that holds the symbol "(" communicates the string $(g_i \dots)$ that is held by $B_j, \dots, B_{j+(g_i-)-1}$ to the corresponding processor M_i of \hat{M} .

Finally, each processor M_i that has been communicated to with a string of the form (g_i, t, g_L, g_R) communicates with its predecessors to determine the input nodes of c_n . \square

[\[next\]](#) [\[prev\]](#) [\[prev-tail\]](#) [\[front\]](#) [\[up\]](#)

[\[next\]](#) [\[prev\]](#) [\[prev-tail\]](#) [\[tail\]](#) [\[up\]](#)

Exercises

7.1.1

Let Q be the problem of determining the number of times the value 0 appears in any given sequence. Describe a parallel program $\check{P} = \langle P, X, Y \rangle$ of depth complexity $D(N) = O(\log N)$ that solves Q . The parallel program should allow each sequential program P_i to communicate with at most one other sequential program P_j in each step.

7.2.1

Show that a CREW PRAM of linear size complexity and $O(\log n)$ depth complexity, can output the sum of its input values.

7.2.2

Show that a COMMON PRAM of linear size complexity, under the uniform cost criterion, can determine in $O(1)$ time whether an input consists only of values that are equal to 1.

7.2.3

Show that for each of the following statements there is a PRIORITY PRAM which can, under the uniform cost criterion, determine in $O(1)$ time whether the statement holds.

- The number of distinct values in the input is greater than two.
- The input values can be sorted into a sequence of consecutive numbers starting at 1.

7.2.4

Show that one step of a PRIORITY PRAM can be simulated in constant depth by a COMMON PRAM.

7.2.5

A TOLERANT PRAM is a PRAM that resolves the write conflicts in favor of no processor, that is, it leaves unchanged the content of the memory cells being involved in the conflicts. Show that each TOLERANT PRAM of size complexity $Z(n)$ and depth complexity $D(n)$ can be simulated by a PRIORITY PRAM of size complexity $Z(n)$ and depth complexity $O(D(n))$.

7.3.1

Show that $\{ x \mid x \text{ is in } \{0,1\}^*, \text{ and } 1 \text{ appears exactly once in } x \}$ is decidable by a family of circuits of size complexity $O(n)$ and depth complexity $O(\log n)$.

7.3.2

Show that each circuit of size $Z(n)$ and depth $D(n)$ has an equivalent circuit, of size at most $Z^2(n)$ and depth at most $D(n)\log Z(n)$, whose gates all have outdegree of at most 2.

7.4.1

Provide a table look-up circuit that accepts the language $L = \{1011, 0100, 1101, 1001\}$.

7.4.2

Show that each of the following languages is decidable by a uniform family of circuits of linear size complexity and $O(\log n)$ depth complexity.

- a. $\{ 0^i 1^i 0^i \mid i \geq 1 \}$.
- b. $\{ 0^i 1^j \mid i \leq j \}$.

A gate g' is said to be the predecessor of a gate g in a circuit c_n with respect to a path π if any of the following cases holds.

- a. $\pi = \epsilon$ and $g' = g$.
- b. π is in $\{L, R\}$, and (g, t, g_L, g_R) is in c_n for $g\pi = g''$.
- c. $\pi = \pi_1\pi_2$ for some g'' such that g'' is the predecessor of g in c_n with respect to π_1 , and g' is the predecessor of g'' in c_n with respect to π_2 .

The *connection language* L_C for a family $C = (c_0, c_1, c_2, \dots)$ of circuits is the language $\{ (g, g', \pi, \tau, n) \mid \pi \text{ is in } \{L, R\}^*, |\pi| \leq O(\log(\text{size of } c_n)), g' \text{ is the predecessor of } g \text{ in } c_n \text{ with respect to } \pi. \text{ If } g' \text{ is a gate of type } t \text{ in } \{\neg, \vee, \wedge\} \text{ or a constant node } t \text{ in } \{0, 1\}, \text{ then } \tau = t, \text{ otherwise } \tau = \mathbf{A} \}$.

Example Consider the circuit c_2 of the following form.

$(4, \neg, 2, 2)(5, \wedge, 1, 4)(6, \wedge, 1, 3)(7, \wedge, 2, 1)(8, \wedge, 3, 1)(9, \wedge, 5, 6)(10, \wedge, 7, 8)(11, \vee, 9, 10)(11)$

The gate $g' = 9$ of c_2 is the predecessor of the gate $g = 11$ with respect to $\pi = L$, and $g' = 2$ is the predecessor of $g = 9$ with respect to $\pi = \text{LRR}$ (see Example [7.3.5](#) and Figure [7.3.3](#)).

For a family of circuits C that contains the circuit c_2 , both $(11, 9, L, \wedge, 2)$ and $(9, 2, \text{LRR}, \mathbf{A}, 2)$ are in L_C . \square

A family $C = (c_0, c_1, c_2, \dots)$ of circuits is said to be *uniform_E* if there exists a deterministic Turing machine that accepts the language L_C , and on any given input (g, g', π, τ, n) the Turing machine halts in $O(\log(\text{size of } c_n))$ time.

7.4.3

Show that every uniform_E family of circuits is also a uniform family of circuits.

7.5.1

Find SUBTAPE_MODIFIER for Example [7.5.1](#).

7.5.2

Analyze the depth of c_n in the proof of Lemma [7.5.1](#).

7.5.3

Show that the containment $U_DEPTH(D(n)) \subseteq DSPACE(D(n))$ holds for fully space-constructible functions $D(n)$.

Hint: A circuit that recognizes a language has the following properties.

- a. The depth d of the circuit provides the upper bound of 2^d on the size of the circuit.
- b. Each node in the circuit can be represented by a path, given in reverse, from the node in question to the output node.

7.5.4

Show that U_NC^1 contains $NSPACE(1)$, that is, the class of regular languages.

7.5.5

Show that for each $k \geq 0$ there are languages that are not in $SIZE(n^k)$.

7.5.6

Show that $RP \subseteq \bigcup_{k \geq 0} SIZE(n^k)$.

[\[next\]](#) [\[prev\]](#) [\[prev-tail\]](#) [\[front\]](#) [\[up\]](#)

[\[prev\]](#) [\[prev-tail\]](#) [\[tail\]](#) [\[up\]](#)

[Bibliographic Notes](#)

The applicability of parallel programs in general, and to the problem of finding the minimum element in a set in particular (see Example [7.1.1](#)), is considered in [Batcher](#) (1968). The trade off between the size and depth complexities of parallel programs is considered in [Valiant](#) (1975). Applications of parallel programs to the design of sequential programs are exhibited in [Megiddo](#) (1981). Exercise [7.1.1](#)(b) is from [Muller](#) and [Preparata](#) (1975).

[Fortune](#) and [Wyllie](#) (1978) introduced the CREW PRAM's, [Kučera](#) (1982) introduced the COMMON PRAM's, and [Goldschlager](#) (1982) introduced the PRIORITY PRAM's. [Shiloach](#) and [Vishkin](#) (1981) adapted the trade-off results of [Valiant](#) (1975) for COMMON PRAM's. Exercise [7.2.3](#) and Exercise [7.2.5](#) are from [Grolmusz](#) and [Ragde](#) (1987). Exercise [7.2.4](#) is from [Kučera](#) (1982).

Complexity of circuits were studied since [Shannon](#) (1949). Uniform families of circuits were introduced in [Borodin](#) (1977). [Ruzzo](#) (1981) and [Allender](#) (1986) discuss some variations of uniform families of circuits. Exercise [7.4.3](#) is from [Ruzzo](#) (1981). The class *FNC* was introduced in [Pippenger](#) (1979).

The results in Section 7.5 and in Exercise [7.5.5](#), relating uniform families of circuits with sequential computations, are from [Borodin](#) (1977). Exercise [7.5.5](#) is from [Kannan](#) (1982), and Exercise [7.5.6](#) is from [Adleman](#) (1978). [Chandra](#), [Stockmeyer](#), and [Vishkin](#) (1984) consider the relationship in Section 7.6 between uniform families of circuits and PRAM's. Exercise [7.5.6](#) is from [Adleman](#) (1978). [Hong](#) (1985) discusses farther the relations between complexity classes.

[Cook](#) (1983), [Cook](#) (1981), [Kindervater](#) and [Lenstra](#) (1985), and [Johnson](#) (1983) offer reviews of the subject.

[\[prev\]](#) [\[prev-tail\]](#) [\[front\]](#) [\[up\]](#)

[\[next\]](#) [\[prev\]](#) [\[prev-tail\]](#) [\[tail\]](#) [\[up\]](#)

Appendix A MATHEMATICAL NOTIONS

This appendix briefly reviews some basic concepts that are prerequisites for understanding the text.

A.1 [Sets, Relations, and Functions](#)

A.2 [Graphs and Trees](#)

[\[next\]](#) [\[prev\]](#) [\[prev-tail\]](#) [\[front\]](#) [\[up\]](#)

[\[next\]](#) [\[tail\]](#) [\[up\]](#)

A.1 Sets, Relations, and Functions

[Sets](#)

[Set Operations](#)

[Relations](#)

[Functions](#)

[Countability](#)

[Sets](#)

A *set* is a collection of elements. The order or repetition of the elements are immaterial. Notation of the form $\{ x \mid x \text{ satisfies the property } Q \}$ is used for specifying the set of all elements x that satisfy property Q . Finite sets are also specified by explicitly listing their members between braces.

The number of elements in a set A , denoted $|A|$, is called the *cardinality* of the set. A set with no elements (i.e., cardinality equals 0) is called the *empty set* and is denoted by \emptyset .

Two sets A and B are said to be *equal*, denoted $A = B$, if they have precisely the same members. A is said to be a *subset* of B , denoted $A \subseteq B$, if every element of A is also an element of B . A is said to be a *proper subset* of B , denoted $A \subset B$, if A is a subset of B and A is not equal to B .

The relationship between sets is sometimes illustrated by *Venn diagrams*. In a Venn diagram each of the elements of the given sets is represented by a point in the plan, and each set is represented by a geometrical shape enclosing only those points that represent the elements of the set (see Figure [A.1.1](#)).

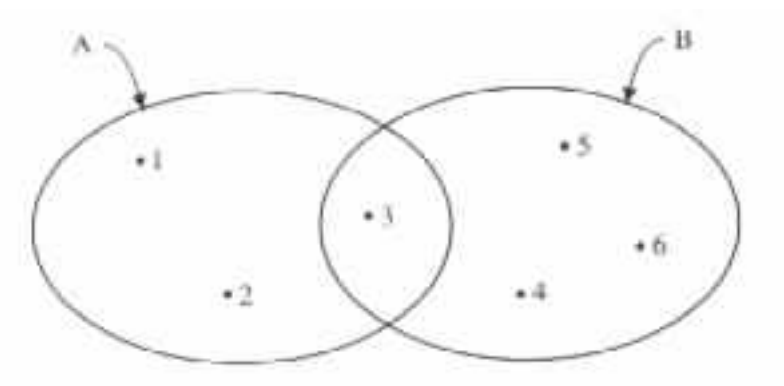


Figure A.1.1 Venn diagram for the sets $A = \{1, 2, 3\}$ and $B = \{3, 4, 5, 6\}$.

The *power set* of a set A , denoted 2^A , is the set of all subsets of A , that is, the set $\{ S \mid S \text{ is a subset of } A \}$.

A *multiset* is a collection of elements in which repetition of elements is counted. The set of *natural numbers* is the set of all the nonnegative integers.

Set Operations

The *union* of A and B , denoted $A \cup B$, is the set $\{ x \mid x \text{ is either in } A \text{ or in } B \}$. The *intersection* of A and B , denoted $A \cap B$, is the set $\{ x \mid x \text{ is both in } A \text{ and in } B \}$. A and B are said to be *disjoint* if they have no element in common, that is, if $A \cap B = \emptyset$.

The *difference* between A and B , denoted $A - B$, is the set $\{ x \mid x \text{ is in } A \text{ but not in } B \}$. If B is a subset of A , then $A - B$ is said to be the *complementation of B with respect to A* . When A is understood, $A - B$ is simply said to be the *complementation* of B , denoted \overline{B} . In such a case A is called the *universe*.

The *Cartesian product* of two sets A_1 and A_2 , denoted $A_1 \times A_2$, is the set $\{ (a_1, a_2) \mid a_1 \text{ is in } A_1, \text{ and } a_2 \text{ is in } A_2 \}$. A Cartesian product of the form $((\dots ((A_1 \times A_2) \times A_3) \dots) \times A_k)$ is also denoted $A_1 \times A_2 \times \dots \times A_k$. Similarly, a $((\dots ((a_1, a_2), a_3) \dots), a_k)$ in $A_1 \times A_2 \times \dots \times A_k$ is also denoted (a_1, \dots, a_k) .

Relations

A *relation* R from A to B is a subset of the cartesian product $A \times B$. If $A = B$, then R is said to be a *relation on A* .

The *domain* of R is the set $\{ x \mid (x, y) \text{ is in } R \text{ for some } y \text{ in } B \}$. If the domain of R is the set A , then R is said to be *total*. Otherwise, R is said to be *partial*.

The *range* of R is the set $\{ y \mid (x, y) \text{ is in } R \text{ for some } x \text{ in } A \}$. The *range of R at x* , denoted $R(x)$, is the set $\{ y \mid (x, y) \text{ is in } R \}$.

Functions

A *function* f from A to B , denoted $f: A \rightarrow B$, is a relation from A to B , whose range $f(x)$ at each x in A has cardinality 0 or 1. $f(x)$ is said to be *defined* if it has cardinality 1, that is, if $f(x) = \{y\}$ for some y . In such a case, $f(x)$ is said to have the value of y , written $f(x) = y$. Otherwise, $f(x)$ is said to be *undefined*.

f is said to be *one-to-one* if $f(x) = f(y)$ implies $x = y$ for all x and y in A . f is said to be *onto* if B is the range of f . f is said to be a *predicate*, or an *assertion*, if $B = \{\text{false}, \text{true}\}$.

$\lceil x \rceil$ denotes the smallest integer that is not smaller than x . $\text{mod}(x, y)$ denotes the remainder of an integer division of x by y . $\min(S)$ denotes the smallest value in S . $\max(S)$ denotes the biggest value in S . $\text{gcd}(x, y)$ denotes the greatest common divisor of x and y .

[Countability](#)

A set A is said to be *countable* if there exists an onto function f from the set of natural numbers to A . The set is said to be *countably infinite* if there exists a one-to-one onto function f from the set of natural numbers to A . A set that is not countable is said to be *uncountable*.

[\[next\]](#) [\[front\]](#) [\[up\]](#)

[\[prev\]](#) [\[prev-tail\]](#) [\[tail\]](#) [\[up\]](#)

A.2 Graphs and Trees

[Graphs](#)

[Rooted Acyclic Graphs](#)

Graphs

A *directed graph* G is a pair (V, E) , where V is a finite set and E is a relation on V . The elements of V are called *nodes* or *vertices*. The elements of E are called *edges* or *arcs*.

u is a *predecessor* of v , and v is *successor* of u , in G if (u, v) is an edge of G . The graph is said to be *ordered* if some ordering is assumed on the predecessors of each node, and on the successors of each node.

A *path* in G is a sequence v_1, \dots, v_n of nodes such that v_i is a successor of v_{i-1} for $i = 2, \dots, n$. The *length* of the path is $n - 1$. The path is a *cycle* if $n > 1$ and $v_n = v_1$.

A graph $G_1 = (V_1, E_1)$ is said to be a *subgraph* of a graph $G_2 = (V_2, E_2)$, if $V_1 \subseteq V_2$ and $E_1 \subseteq E_2$.

Each graph $G = (V, E)$ can be represented by a diagram of the following form. For each node v in V the graph has a corresponding geometric shape (e.g. period, circle). For each edge (u, v) in E the graph has an arrow from the geometric shape corresponding to u to the geometric shape corresponding to v . Whenever the graphs are ordered, the predecessors and successors of each node are drawn from left to right in their given orders.

[Rooted Acyclic Graphs](#)

A directed graph is said to be *acyclic* if it contains no cycles. An acyclic graph is said to be *rooted* if exactly one of its nodes, called the *root*, has no predecessors. A node in a graph with no successors is called a *leaf*. A rooted, acyclic, directed graph is called a *tree* if each of its nodes, excluding the root, has exactly one predecessor.

In general, a rooted acyclic graph is drawn with the root on top and the arcs pointing downward. The directions on the arrows are omitted.

[\[prev\]](#) [\[prev-tail\]](#) [\[front\]](#) [\[up\]](#)

[\[next\]](#) [\[prev\]](#) [\[prev-tail\]](#) [\[tail\]](#) [\[up\]](#)

Appendix B BIBLIOGRAPHY

- Adleman, L. (1978). "Two theorems on random polynomial time," *Proceedings of the 19th IEEE Symposium on Foundations of Computer Science*, 75-83.
- Aho, A., Hopcroft, J., and Ullman, J. (1974). *The Design and Analysis of Computer Algorithms*, Reading, MA: Addison-Wesley.
- Aho, A., Sethi, R., and Ullman, J. (1986). *Compilers: Principles, Techniques, and Tools*, Reading, MA: Addison-Wesley.
- Allender, E. (1986). "Characterizations of PUNC and precomputation," *International Colloquium on Automata, Languages and Programming*, Lecture Notes in Computer Science 226, Berlin: Springer-Verlag, 1-10.
- Bar-Hillel, Y., Perles, M., and Shamir, E. (1961). "On formal properties of simple phrase structure grammars", *Zeitschrift für Phonetik Sprachwissenschaft und Kommunikations-forschung* 14, 143-172.
- Batchner, K. (1968). "Sorting networks and their applications," *Proceedings of the 32nd AFIPS Spring Joint Computer Conference*, 307-314.
- Bird, M. (1973). "The equivalence problem for deterministic two-tape automata," *Journal of Computer and Systems Sciences* 7, 218-236.
- Borodin, A. (1977). "On relating time and space to size and depth," *SIAM Journal on Computing* 6, 733-744.
- Büchi, J. (1960). "Weak second-order arithmetic and finite automata," *Zeitschrift für math. Logik und Grundlagen d. Math.* 6, 66-92.
- Chandra, A., Stockmeyer, L., and Vishkin, U. (1984). "Constant depth reducibilities," *SIAM Journal on Computing* 13, 423-439.
- Chomsky, N. (1959). "On certain formal properties of grammars," *Information and Control* 2, 137-167.
- Chomsky, N. (1962). "Context-free grammars and pushdown storage," *Quarterly Progress Report* 65, MIT Research Laboratories of Electronics, 187-194.
- Chomsky, N., and Miller, G. (1958). "Finite-state languages," *Information and Control* 1, 91-112.
- Chomsky, N., and Schutzenberger, M. (1963). "The algebraic theory of context free languages," *Computer Programming and Formal Systems*, 118- 161.
- Church, A. (1936). "An unsolvable problem of elementary number theory," *American Journal of Mathematics* 58, 345-363.
- Cobham, A. (1964). "The intrinsic computational difficulty of functions," *Proceedings of the 1964 Congress for Logic, Mathematics and the Philosophy of Science*, Amsterdam: North Holland, 24-30.
- Cook, S. (1971). "The complexity of theorem-proving procedures," *Proceedings of the 3rd Annual ACM Symposium on Theory of Computing*, 151-158.
- Cook, S. (1981). "Towards a complexity theory of synchronous parallel computations," *L'Enseignement Mathématique* 27, 99-124.

- Cook, S. (1983). "The classification of problems which have fast parallel algorithms," *Proceedings of the 4th International Foundations of Computer Science Conference*, Lecture Notes in Computer Science 158, Berlin: Springer Verlag, 78-93.
- Cook, S., and Reckhov, R. (1973). "Time bounded random access machines," *Journal of Computer and Systems Sciences* 7, 354-375.
- Danthine, A. (1980). "Protocol representation with finite state models," *IEEE Transactions on Communications* 4, 632-643.
- DeLeeuw, K., Moore, E., Shannon, C., and Shapiro, N. (1956). "Computability by probabilistic machines," *Automata Studies*, Princeton, NJ: Princeton University Press, 183-212.
- Edmonds, J. (1965a). "Path, trees and flowers," *Canadian Journal of Mathematics* 17, 449-467.
- Edmonds, J. (1965b). "Minimum partition of matroid in independent subsets," *Journal of Research of the National Bureau of Standard Sect 69B*, 67-72.
- Ehrenfeucht, A., Parikh, R., and Rozenberg, G. (1981). "Pumping lemmas for regular sets," *SIAM Journal on Computing* 10, 536-541.
- Evey, J. (1963). "Application of pushdown store machines," *Proceedings 1963 Fall Joint Computer Conference*, Montvale, NJ: AFIPS Press, 215-227.
- Floyd, R. (1967). "Nondeterministic algorithms," *Journal of the Association for Computing Machinery* 14, 636-644.
- Fortune, S., and Wyllie, J. (1978). "Parallelism in random access machines," *Proceedings of the 10th Annual ACM Symposium on Theory of Computing*, 114-118.
- Freivalds, R. (1979). "Fast probabilistic algorithms," *Proceedings of the 1979 Mathematical Foundations of Computer Science*, Lecture Notes in Computer Science 74, Berlin: Springer-Verlag, 57-69.
- Garey, M., and Johnson, D. (1979). *Computers and Intractability: A Guide to the Theory of NP-Completeness*, San Francisco, CA: W. H. Freeman and Company.
- Gill, J. (1977). "Computational complexity of probabilistic Turing machines," *SIAM Journal on Computing* 6, 675-694.
- Goldschlager, L. (1982). "A unified approach to models of synchronous parallel machines," *Journal of the Association for Computing Machinery* 29, 1073-1086.
- Greibach, S. (1981). "Formal languages: Origins and directions," *Annals of the History of Computing* 3, 14-41.
- Griffiths, T. (1968). "The unsolvability of the equivalence problem for Λ -free nondeterministic generalized machines," *Journal of the Association for Computing Machinery* 15, 409-413.
- Grolmusz, V., and Ragde, P. (1987). "Incomparability in parallel computation," *Proceedings of the 28th IEEE Symposium on Foundations of Computer Science*, 89-98.
- Gurari, E. (1979). "Transducers with decidable equivalence problem," Technical Report, University of Wisconsin-Milwaukee, 1979. Revised version, State University of New York at Buffalo, 1981.
- Harrison, M. (1978). *Introduction to Formal Language Theory*, Reading, MA: Addison-Wesley.
- Hartmanis, J., and Stearns, R. (1965). "On the computational complexity of algorithms," *Transactions of the American Mathematical Society* 117, 285-306.
- Hilbert, D. (1901). "Mathematical problems," *Bulletin of the American Mathematical Society* 8, 437-479.

- Hopcroft, J., and Ullman, J. (1969). "Some results on tape bounded Turing machines," *Journal of the Association for Computing Machinery* 16, 168-177.
- Hopcroft, J., and Ullman, J. (1979). *Introduction to Automata Theory, Languages and Computation*, Reading, MA: Addison-Wesley.
- Hunt, H. (1973). "On the time and type complexity of languages," *Proceedings of the 5th Annual ACM Symposium on Theory of Computing*, 10-19.
- Hunt, H., Constable, R., and Sahni, S. (1980). "On the computational complexity of scheme equivalence," *SIAM Journal on Computing* 9, 396-416.
- Ibarra, O., and Rosier, L. (1981). "On the decidability of equivalence for deterministic pushdown transducers," *Information Processing Letters* 13, 89-93.
- Immerman, N. (1987). "Space is closed under complementation," Technical Report, New Haven, CT: Yale University.
- Hong, J. (1985). "On similarity and duality of computation," *Information and Control* 62, 109-128.
- Johnson, D. (1983). "The NP-completeness column: An ongoing guide," *Journal of Algorithms* 4, 189-203.
- Johnson, D. (1984). "The NP-completeness column: An ongoing guide," *Journal of Algorithms* 5, 433-447.
- Jones, N., and Laaser, W., (1976). "Complete problems for deterministic polynomial time," *Theoretical Computer Science* 3, 105-118.
- Jones, N., and Muchnick, S. (1977). "Even simple programs are hard to analyze," *Journal of the Association for Computing Machinery* 24, 338-350.
- Jones, N., and Muchnick, S. (1978). "The complexity of finite memory programs with recursion," *Journal of the Association for Computing Machinery* 25, 312-321.
- Kannan, R. (1982). "Circuit-size lower bounds and non-reducibility to sparse sets," *Information and Control* 55, 40-56.
- Karp, R. (1972). "Reducibility among combinatorial problems," *Complexity of Computer Computations*, edited by R. Mille and J. Thatcher, New York: Plenum Press, 85-104.
- Kindervater, G., and Lenstra, J. (1985). "Parallel Algorithms," in *Combinatorial Optimization: Annotated Bibliographies*, edited by M. O'hEigeartaigh, J. Lenstra, and A. Rinnooy Kan, New York: John Wiley and Sons, 106-128.
- Kleene, S. (1956). "Representation of events in nerve nets and finite automata," *Automata Studies*, Princeton, NJ: Princeton University Press, 3-41.
- Kuřera, K. (1982). "Parallel computation and conflicts in memory access," *Information Processing Letters* 14, 93-96. A correction, *ibid* 17, 107.
- Kuroda, S. (1964). "Classes of languages and linear bounded automata," *Information and Control* 7, 207-223.
- Ladner, R. (1975). "The circuit value problem is log space complete for P," *Sigact News* 7, 18-20.
- Landweber, P. (1963). "Three theorems on phrase structure grammars of Type 1," *Information and Control* 6, 131-136.
- Lesk, M. (1975). "LEX - a lexical analyzer generator," Technical Report 39, Murray Hill, NJ: Bell Laboratories.
- Levin, L. (1973). "Universal sorting problems," *Problemi Peredaci Informacii* 9, 115-116. English translation in *Problems of Information Transmission* 9, 265-266.

- Lueker, G. (1975). "Two NP-complete problems in non-negative integer programming," Report No. 178, Computer Science Laboratory, Princeton, NJ: Princeton University.
- Maffioli, F., Speranza, M., and Vercellis, C. (1985). "Randomized algorithms," in *Combinatorial Optimization - Annotated Bibliographies*, edited by M. O'hEigeartaigh, J. Lenstra, and A. Rinnooy Man, New York: John Wiley and Sons, 89-105.
- Matijasevic, Y. (1970). "Enumerable sets are Diophantine," *Doklady Akademiky Nauk SSSR 191*, 279-282. English translation: *Soviet Math Doklady 11*, 354-357.
- McCarthy, J. (1963). "A basis for a mathematical theory of computation," *Computer Programming and Formal Systems*, edited by P. Braffort and D. Hirschberg, Amsterdam: North-Holland.
- McCulloch, W., and Pitts, W. (1943). "A logical calculus of the ideas immanent in nervous activity," *Bulletin of Mathematical Biophysics 5*, 115- 133.
- Megiddo, N. (1981). "Applying parallel computation algorithms in the design of serial algorithms," *Proceedings of the 22nd IEEE Symposium on Foundations of Computer Science*, 399-408.
- Meyer, A., and Ritchie, R. (1967). "The complexity of loop programs," *Proceedings of the ACM National Meeting*, 465-469.
- Moore, E. (1956). "Gedanken experiments on sequential machines," *Automata Studies*, Princeton, NJ: Princeton University Press, 129-153.
- Muller, D., and Preparata, F. (1975). "Bounds to complexities of networks for sorting and for switching," *Journal of the Association for Computing Machinery 22*, 195-201.
- Myhill, J. (1957). "Finite automata and the representation of events," *WADD TR-57-624*, Dayton, OH: Wright Patterson Air Force Base.
- Myhill, J. (1960). "Linear bounded automata," *WADD TR-60-165*, Dayton, OH: Wright Patterson Air Force Base.
- Oettinger, A. (1961). "Automatic syntactic analysis and the pushdown store," *Proceedings of the 12th Symposia in Applied Mathematics*, Providence, RI: American Mathematical Society, 104-109.
- Pippenger, E. (1979). "On simultaneous resource bounds," *Proceedings of the 20th IEEE Symposium on Foundations of Computer Science*, 307-311.
- Post, E. (1946). "A variant of a recursively unsolvable problem," *Bulletin of the American Mathematical Society 52*, 264-268.
- Rabin, M. (1976). "Probabilistic algorithms," *Algorithms and Complexity - New Directions and Recent Results*, edited by J. Traub, New York: Academic- Press, 21-29.
- Rabin, M., and Scott, D. (1959). "Finite automata and their decision problems," *IBM Journal of Research and Development 3*, 114-125.
- Ritchie, R. (1963). "Classes of predictably computable functions," *Transactions of the American Mathematical Society 106*, 139-173.
- Ruzzo, L. (1981). "On uniform circuit complexity," *Journal of Computer and Systems Sciences 22*, 365-383.
- Savitch, W. (1970). "Relationships between nondeterministic and deterministic tape complexities," *Journal of Computer and Systems Sciences 4*, 177-192.
- Scheinberg, S. (1960). "Note on the Boolean properties of context free languages," *Information and Control 3*, 372-375.

- Schutzenberger, M. (1963). "On context-free languages and pushdown automata," *Information and Control* 6, 246-264.
- Schwartz, J. (1980). "Fast probabilistic algorithms for verification of polynomial identities," *Journal of the Association for Computing Machinery* 27, 701-717.
- Shannon, C. (1949). "The synthesis of two terminal switching circuits," *Bell System Technical Journal* 28, 59-98.
- Sheperdson, J. (1959). "The reduction of two-way automata to one-way automata," *IBM Journal of Research and Development* 3, 198-200.
- Shiloach, Y., and Vishkin, U. (1981). "Finding the maximum, merging and sorting in a parallel computation model," *Journal of Algorithms* 2, 88-102.
- Sipser, M. (1978). "Halting bounded computations," *Proceedings of the 19th IEEE Symposium on Foundations of Computer Science*, 73-74.
- Solovay, R. and Strassen, V. (1977). "A fast Monte Carlo test for primality," *SIAM Journal on Computing* 6, 84-85. A correction, *ibid* 7, 118.
- Stearns, R., Hartmanis, J., and Lewis, P. (1965). "Hierarchies of memory limited computations," *Proceedings of the 6th Annual IEEE Symposium on Switching Circuit Theory and Logical Design*, 191-202.
- Stockmeyer, L. (1985). "Classifying the computational complexity of problems," *IBM Research Report*, San Jose, CA.
- Szelepcsényi, R. (1987). "The method of forcing for nondeterministic automata," *Bulletin of the European Association for Theoretical Computer Science* 33, 96-100.
- Turing, A. (1936). "On computable numbers with an application to the Entscheidungs problem," *Proceedings of the London Mathematical Society* 2, 230-265. A correction, *ibid*, 544-546.
- Valiant, L. (1973). "Decision procedures for families of deterministic pushdown automata," Ph.D. Thesis, University of Warwick, U.K.
- Valiant, L. (1975). "Parallelism in comparison problems," *SIAM Journal on Computing* 4, 348-355.
- Welsh, D. (1983). "Randomised algorithms," *Discrete applied Mathematics* 5, 133-145.

[\[next\]](#) [\[prev\]](#) [\[prev-tail\]](#) [\[front\]](#) [\[up\]](#)

[\[prev\]](#) [\[prev-tail\]](#) [\[tail\]](#) [\[up\]](#)

Index

$| \cdot |$, (see cardinality of set; length of string)

\times , (see Cartesian product)

$\lceil \cdot \rceil$ (ceiling function), [301](#)

\emptyset , (see empty set)

ϵ , (see empty string)

$\$$ / $\$$, (see endmarker)

Σ^* , Σ^+ , [3](#)

acceptance problem, [36](#)

accepting computation / configuration / state, (see computation / configuration / state, accepting)

acyclic graph, [301](#)

Adleman, L., [298](#), [302](#)

Aho, A., [89](#), [267](#), [302](#)

algorithm, [33](#)

Allender, E., [298](#), [302](#)

alphabet, [2](#) - [4](#)

 binary, [2](#)

 unary, [2](#)

alphabetically

 bigger / smaller, [3](#)

 ordered, [4](#)

ambiguity problem, [36](#), [37](#), [197](#), [198](#)

AND gate, [275](#)

assertion, (see predicate)

assignment instruction, (see deterministic assignment instruction; nondeterministic assignment instruction; random assignment instruction)

auxiliary work-tape, [145](#)

 alphabet / symbol, [146](#)

 head, [145](#)

bandwidth problem, [243](#)

Bar-Hillel, Y., [90](#), [143](#), [198](#), [302](#)

Batcher, K., [297](#), [302](#)

Beauquier, J., [90](#)

binary, (see alphabet / representation / string, binary)

Bird, M., [143](#), [302](#)

Boolean

 circuit, (see circuit)

 expression, [215](#)

Borodin, A., [298](#), [302](#)

bounded-error, [258](#) - [259](#)

BPP, [262ff.](#)

Braffort, P., [305](#)

Büchi, J., [89](#), [302](#)

canonically

 bigger / smaller, [4](#)

 ordered, [4](#)

cardinality of set, [299](#)

Cartesian product, [300](#)

cascade composition, [89](#)

Chandra, A., [298](#), [302](#)

character, (see symbol)

Chomsky, N., [47](#), [90](#), [143](#), [197](#), [198](#), [302](#), [303](#)

Church, A., [47](#), [197](#), [303](#)

Church's thesis, [156](#)

circuit, [275](#)

 valued problem (CVP), [246](#), [247](#)

clique problem, [224](#), [246](#)

closure

 operation, the, (see Kleene closure)

 properties, [79](#) - [81](#), [89](#), [130](#) - [136](#), [142](#), [143](#), [193](#), [233](#) - [237](#), [241](#), [242](#), [246](#), [267](#)

under an operation, [79](#)

Cobham, A., [246](#), [303](#)

COMMON PRAM, (see parallel random access machine, COMMON)

complementation, [6](#), [7](#), [80](#) - [81](#), [130](#), [133](#), [143](#), [193](#), [233](#), [236](#), [242](#), [246](#), [300](#)

complete / hard problem, [213](#), (see also P -complete/ -hard problem)

complexity

depth, [270ff.](#), [273ff.](#), [277](#)

expected time, [249](#), [262](#)

size, [270](#), [273](#), [277](#)

space / time, [203](#) - [206](#), [262](#), [273](#)

composition, [7](#), [89](#), [142](#), [143](#), [221](#), [245](#)

computable function, [35](#)

computation, [20](#), [58](#) - [60](#), [102](#) - [104](#), [153](#)

accepting / nonaccepting / rejecting, [20](#), [58](#), [102](#), [152](#), [258](#)

depth, [270](#), [273](#)

deterministic / nondeterministic, [21](#)

halting, [19](#), [21](#), [59](#)

probabilistic, [249](#), [258](#)

concatenation, [3](#)

conditional accept / if instruction, [17](#), [19](#), [20](#)

configuration, [29](#), [55](#) - [56](#), [67](#), [110](#), [148](#)

accepting / initial, [30](#), [56](#), [67](#), [99](#), [148](#)

configurations tree, [227](#), [236](#)

conjunctive normal form, [220](#)

connection language, [297](#)

Constable, R., [246](#), [304](#)

constant node, [275](#)

content of pushdown store, [100](#)

context-free grammar / language, [111ff.](#), [187](#), [198](#), [238](#), [247](#)

context-sensitive grammar / language, [47](#), [186](#) - [187](#), [198](#)

Cook, S., [246](#), [298](#), [303](#)

countable set, [301](#)

countably infinite set, [173](#), [301](#)

CREW PRAM, (see parallel random access machine, CREW)

cross product, [6](#)

cycle in graph, [301](#)

Danthine, A., [89](#), [303](#)

decidability / partial decidability / undecidability, [32](#) - [35](#), [45](#) - [46](#), [47](#), [50](#), [82](#) - [84](#), [90](#), [136](#) - [138](#), [142](#) - [143](#), [173](#) - [179](#), [186](#), [188](#), [192ff.](#), [195ff.](#), [278](#), [289](#)

decision problem, [32](#)

defined value of function, [300](#)

DeLeeuw, K., [268](#), [303](#)

DeMorgan's law, [80](#)

depth

of circuit, [277ff.](#)

complexity, (see complexity, depth)

of computation, (see computation, depth)

derivation, [10](#) - [12](#)

graph / tree, [12](#)

leftmost, [12](#), [114](#)

deterministic

assignment instruction, [17](#), [19](#)

computation, (see computation, deterministic)

looping instruction, [17](#), [19](#)

program, [18](#) - [20](#)

transducer / automaton / machine, [57](#), [66](#), [101](#), [110](#), [152](#)

diagonalization, [173](#), [195](#), [209](#), [289](#)

difference, [6](#), [300](#)

Diophantine polynomial / equation, [46](#), [50](#), [89](#), [244](#)

directed graph, [301](#)

disjoint sets, [300](#)

DLOG, [205](#), [229](#)

domain of

function / relation, [300](#)

problem, [31](#)

variables of program, [16](#)

DSPACE, [205](#), [225](#), [229](#), [236](#), [244](#), [245](#), [297](#)

DTIME, [205](#), [208](#), [227](#), [236](#), [242](#), [243](#)

DTIME_F, [282](#)

ϵ -free finite-state automaton, [66](#)

ϵ transition rule, [66](#)

edge of graph, [301](#)

Edmonds, J., [246](#), [303](#)

Ehrenfeucht, A., [90](#), [303](#)

emptiness / nonemptiness problem, [36](#), [37](#), [45](#), [50](#), [82](#) - [83](#), [90](#), [136](#), [137](#), [143](#), [196](#), [238](#), [245](#), [246](#), [247](#)

empty

pushdown store, [100](#)

set, [299](#)

string, [2](#)

-word membership problem, [34](#), [35](#), [196](#)

encoding, (see representation)

endmarker, left / right, [147](#)

eof -- end of input file, (see conditional accept instruction)

equivalence / inequivalence problem, [36](#), [37](#), [45](#), [46](#), [47](#), [82](#), [84](#), [90](#), [136](#) - [137](#), [143](#), [190](#), [196](#), [198](#), [232](#), [246](#)

error-free probabilistic program, [248](#) - [251](#)

error probability, [258](#) - [259](#)

Evey, J., [143](#), [197](#), [303](#)

execution sequence, [18](#) - [25](#)

expected time complexity, (see complexity, expected time)

EXPTIME, [205](#), [213](#), [225](#), [229](#)

family of circuits, [277ff.](#)

final configuration / state, (see configuration / state, accepting)

finite

-domain / -memory program, [48ff.](#)

-state control, [55](#), [95](#), [145](#)

-state transducer / automaton, [53](#) - [65](#), [130](#), [136](#), [142](#), [143](#), [190](#), [198](#), [232](#), [246](#)

Floyd, R., [47](#), [303](#)

FNC, [289](#)

formal language, [7](#)

Fortune, S., [298](#), [303](#)

Freivalds, R., [268](#), [303](#)

function, [300](#)

computed by, [258](#), [259](#), [275](#), [277](#), (see also relation computed by)

Garey, M., [247](#), [303](#)

gate, [275](#)

gcd, [301](#)

Gill, J., [267](#), [268](#), [303](#)

Goldschlager, L., [298](#), [304](#)

grammar, [8ff.](#), [11](#), [14](#) - [15](#)

graph, (see directed graph)

graph accessibility problem, [243](#)

Greibach, S., [143](#), [304](#)

Griffiths, T., [198](#), [304](#)

Grolmusz, V., [298](#), [304](#)

Gurari, E., [143](#), [304](#)

halting

computation, (see computation, halting)

on input, [60](#)

problem, [36](#), [82](#), [83](#), [138](#), [177](#), (see also uniform halting problem)

hard problem, (see complete problem)

Harrison, M., [47](#), [304](#)

Hartmanis, J., [246](#), [304](#), [307](#)

Hilbert, D., [47](#), [304](#)

Hilbert's tenth problem, [46](#), [47](#)

Hirschberg, D., [305](#)

Hong, J., [298](#), [304](#)

Hopcroft, J., [90](#), [143](#), [198](#), [247](#), [267](#), [302](#), [304](#)

Hunt, H., [246](#), [304](#)

Ibarra, O., [143](#), [304](#)

Immerman, N., [247](#), [304](#)

initial

configuration / state, (see configuration / state, initial)

value of variables, [16](#), [18](#)

input

accepted / recognized, [21](#), [59](#), [103](#), [146](#), [153](#)

alphabet / symbol, [52](#) - [53](#), [97](#), [146](#)

head, [55](#), [95](#), [145](#)

node, [275](#)

nonaccepted / rejected, [21](#)

of a program, [18](#)

tape, [55](#), [95](#), [145](#)

value, [18](#)

instance of problem, [31](#)

instantaneous description, (see configuration)

instruction segment, [29](#)

interpretation, [6](#)

intersection, [6](#), [7](#), [80](#) - [81](#), [130](#), [143](#), [193](#), [300](#)

inverse, [7](#)

Johnson, D., [247](#), [268](#), [298](#), [303](#), [304](#)

Jones, N., [89](#), [143](#), [247](#), [304](#), [305](#)

Kannan, R., [298](#), [305](#)

Karp, R., [246](#), [305](#)

Kindervater, G., [298](#), [305](#)

Kleene closure, [7](#)

Kleene, S., [90](#), [246](#), [305](#)

knapsack problem, 0 - 1/integer, [221](#), [244](#)

Kučera, K., [298](#), [305](#)

Kuroda, S., [47](#), [198](#)

Laaser, W., [247](#), [304](#)

Ladner, R., [247](#), [305](#)

Landweber, P., [198](#), [305](#)

language, [6](#) - [7](#), [11](#)

 accepted / recognized, [29](#), [61](#), [259](#)

 decided, [61](#), [277](#)

 generated, [11](#), [61](#)

LBA, (see linear bounded automaton)

leaf of graph, [301](#)

left-hand side of production rule, [9](#)

left-linear grammar / language, [72](#)

length of

 derivation, [10](#)

 input / instance, [202](#) - [203](#), [205](#) - [206](#), [273](#)

 path in graph, [301](#)

 string, [2](#), [206](#)

Lenstra, J., [298](#), [305](#)

Lesk, M., [90](#), [305](#)

Levin, L., [246](#), [305](#)

Lewis, P., [246](#), [307](#)

LEX, [74](#), [90](#)

lexicographically, (see canonically)

linear bounded automaton (LBA), [156](#), [231](#)

log, [38](#), [204](#), [206](#)

logarithmic cost criterion, [201](#)ff.

logspace

-bounded Turing transducer / machine, [204](#)

reducibility, [237](#)

LOOP program, [46](#), [47](#), [245](#), [246](#)

lower bound, [211](#)

Lueker, G., [246](#), [305](#)

Maffioli, F., [268](#), [305](#)

Matijasevic, Y., [47](#), [305](#)

max, [301](#)

McCarthy, J., [143](#), [305](#)

McCulloch, W., [89](#), [305](#)

Megiddo, N., [297](#), [305](#)

membership problem, [36](#), [37](#), [45](#), [142](#), [175](#) - [177](#), [186](#), [195](#), [197](#), (see also empty-word membership problem)

Meyer, A., [47](#), [306](#)

Miller, G., [90](#), [302](#)

Miller, R., [305](#)

min, [301](#)

mod, [252](#), [301](#)

Moore, E., [90](#), [268](#), [303](#), [306](#)

move, [56](#), [99](#), [149](#) - [150](#)

Muchnick, S., [89](#), [143](#), [304](#), [305](#)

Muller, D., [297](#)

multiset, [299](#)

Myhill, J., [90](#), [198](#), [306](#)

natural number, [299](#)

NC, [289](#)

NLOG, [205](#), [229](#), [290](#)

node of graph, [301](#)

nonaccepting computation, (see computation, nonaccepting)

noncomputable function, [35](#)

nondeterministic

assignment instruction, [17](#), [24](#), [26](#)

computation, (see computation, nondeterministic)

looping instruction, [17](#), [22](#), [26](#)

program, [18ff.](#), [20](#), [21ff.](#), [47](#)

transducer / automaton / machine, [57](#), [66](#), [101](#), [152](#)

nonprimality problem, [242](#), [251](#) - [252](#), [267](#), (see also primality problem)

NOT gate, [275](#)

NP, [205](#), [213ff.](#), [246](#), [264](#)

-complete / -hard problem, [213](#) - [225](#), [244](#) - [245](#), [246](#)

NSPACE, [205](#), [227](#), [229](#), [233](#), [241](#), [245](#), [246](#), [297](#)

NSPACE_F, [292](#)

NTIME, [205](#), [225](#), [227](#), [233](#), [241](#)

O notation, [204](#)

Oettinger, A., [143](#), [306](#)

O'hEigartaigh, M., [305](#)

one-to-one function, [300](#)

onto function, [300](#)

OR gate, [275](#)

ordered graph, [301](#)

output

alphabet / symbol, [52](#) - [53](#), [97](#), [147](#)

head, [55](#), [95](#), [145](#)

node, [275](#)

of, [21](#), [59](#), [103](#), [153](#), [258](#)

tape, [55](#), [95](#), [145](#)

undefined, [21](#), [59](#), [103](#), [153](#), [258](#)

P, [205](#), [213](#), [229](#), [237](#) - [238](#), [291](#)

-complete / -hard problem, [237](#) - [238](#), [246](#), [247](#), [291](#)

padded binary representation, (see representation, padded binary)

parallel

computation thesis, the, [281](#)

program, [269](#) - [271](#)

random access machine (PRAM), [272](#) - [275](#), [292](#) - [298](#)

COMMON / CREW / PRIORITY, [273](#)

TOLERANT, [296](#)

Parikh, R., [90](#), [303](#)

parse graph / tree, [12](#)

partial decidability / solvability, (see decidability)

partially computable function, [35](#)

partition problem, [242](#), [246](#)

path in graph, [301](#)

PCP, (see Post's correspondence problem)

Perles, M., [90](#), [143](#), [198](#), [302](#)

permutation, [3](#)

phrase structured grammar / language, [8](#)

Pippenger, E., [298](#), [306](#)

Pitts, W., [89](#), [305](#)

polylog, [289](#)

polynomial

 expected time bound / complexity, [262](#)

 expression, [45](#)

 space / time bound / complexity, [203](#), [262](#)

 time reducibility, [212](#)

pop move, [100](#)

positive closure, [7](#)

Post, E., [198](#), [306](#)

Post's correspondence problem, [187](#)

power set, [299](#)

PRAM, (see parallel random access machine)

predecessor of node, [301](#)

predicate, [300](#)

prefix, [3](#)

Preparata, F., [297](#), [306](#)

primality problem, [202](#), (see also nonprimality problem)

prime number, [202](#)

PRIORITY PRAM, (see parallel random access machine, PRIORITY)

probabilistic

computation thesis, the, [262](#)

program, [249](#)

Turing transducer / machine, (see Turing transducer / machine, probabilistic)

problem, [31](#)

processor, [272](#)

production rule, [8](#) - [11](#)

program, [16ff.](#), (see also probabilistic program; parallel program)

proper

prefix / suffix of a string, [3](#)

subset, [299](#)

PSPACE, [205](#), [225](#) - [237](#), [263](#)

-complete / -hard problem, [213](#), [225](#), [230](#) - [233](#), [245](#), [246](#)

pumping lemma, [75](#), [90](#), [123](#), [143](#)

push move, [100](#)

pushdown

alphabet / symbol, [109](#)

head, [95](#)

store / tape, [95](#)

transducer / automaton, [95](#), [109](#), [130](#), [133](#), [142](#), [143](#), [191](#), [192](#), [197](#), [260](#), [267](#)

Rabin, M., [47](#), [89](#), [267](#), [306](#)

Ragde, P., [298](#), [304](#)

random access machine (RAM), [200](#) - [201](#), [246](#)

random assignment instruction, [249](#)

range of function / relation, [300](#)

read instruction, [16](#), [19](#)

Reckhov, R., [246](#), [303](#)

recognition problem, [36](#)

recursion in programs, [91](#) - [93](#), [143](#)

recursive

finite-domain program, [92](#) - [95](#), [104](#) - [109](#), [143](#)

language, [155](#), [187](#), [193](#)

recursively enumerable language, [155](#), [174](#), [176](#), [179](#), [180](#), [193](#)

reducibility, [37](#) - [38](#), [173](#), [175](#), (see also logspace reducibility; polynomial time reducibility)

regular

expression / set, [73](#) - [74](#), [90](#)

grammar / language, [65ff.](#), [73](#), [74](#), [130](#), [143](#), [178](#), [198](#), [297](#)

reject instruction, [17](#), [19](#), [20](#)

rejecting computation, (see nonaccepting computation)

relation, [300](#)

induced by a problem, [32](#)

computed by, [29](#), [61](#), (see also function computed by)

representation, [5](#), [39ff.](#), [205](#) - [206](#), [277](#) - [278](#)

binary, [5](#)

padded binary, [208](#)

standard binary, [171](#) - [172](#), [174](#)

unary, [5](#)

reverse of string (rev), [3](#)

right-hand side of production rule, [9](#)

right-linear grammar / language, [72](#)

Rinnooy Kan, A., [305](#)

Ritchie, R., [47](#), [306](#)

root of graph, [301](#)

rooted graph, [301](#)

Rosier, L., [143](#), [304](#)

Rozenberg, G., [90](#), [303](#)

RP, [263](#) - [265](#)

Ruzzo, L., [298](#), [306](#)

Sahni, S., [246](#), [304](#)

satisfiability problem, [215ff.](#), [220ff.](#)

Savitch, W., [246](#), [306](#)

Scheinberg, S., [143](#), [306](#)

Schutzenberger, M., [143](#), [198](#), [303](#), [306](#)

Schwartz, J., [268](#), [306](#)

Scott, D., [47](#), [89](#), [306](#)

sentence, [6](#), [10](#)

 symbol, (see symbol, sentence)

sentential form, [10](#)

sequential computation thesis, the, [204](#)

set, [299](#)

Sethi, R., [302](#)

Shamir, E., [90](#), [143](#), [198](#), [302](#)

Shannon, C., [268](#), [298](#), [303](#), [306](#)

Shapiro, N., [268](#), [303](#)

Sheperdson, J., [89](#), [306](#)

Shiloach, Y., [298](#), [306](#)

single-valuedness problem, [36](#), [142](#)

Sipser, M., [247](#), [307](#)

size

 of circuit, [277](#)

 complexity, (see complexity, size)

SIZE, [282](#), [297](#)

SIZE_ F, [282](#)

Solovay, R., [267](#), [268](#), [307](#)

solution for a problem, [32](#)

solvability, [32](#) - [35](#), (see also decidability)

space, [200](#), [201](#) - [205](#), [262](#)

 -bounded / complexity, (see complexity, space)

 constructability, [208](#)

 hierarchy, [244](#)

speed-up theorem, linear, [244](#)

Speranza, M., [268](#), [305](#)

standard binary representation, (see representation, standard binary)

state, [51](#) - [53](#), [97](#), [104](#), [146](#)

accepting / initial, [52](#), [53](#), [97](#), [147](#)

Stearns, R., [246](#), [304](#), [307](#)

Stockmeyer, L., [247](#), [298](#), [302](#), [307](#)

Strassen, V., [267](#), [268](#), [307](#)

string, [2](#) - [4](#), [6](#)

binary, [2](#)

unary, [2](#)

subgraph, [301](#)

subset, [299](#)

substring, [3](#)

successor of node, [301](#)

suffix, [3](#)

symbol, [2](#)

auxiliary work-tape / input / output / push- down, (see auxiliary work-tape / input / output / pushdown alphabet)

blank, [147](#)

bottom pushdown, [97](#)

sentence / start, [9](#)

terminal / nonterminal, [8](#), [9](#)

top, [100](#)

Szelepcsényi, R., [247](#), [307](#)

Thatcher, J., [305](#)

time, [200](#), [201](#) - [205](#), [262](#), [273](#)

-bounded / complexity, (see complexity, time)

constructibility, [208](#)

hierarchy, [199](#), [207](#), [246](#)

TOLERANT PRAM, (see parallel random access machine, TOLERANT)

total function / relation, [300](#)

transition

diagram, [53](#), [97](#), [147](#)

rule, [52](#) - [53](#), [56](#) - [57](#), [97](#) - [98](#), [99](#), [147](#)

table, [52](#), [53](#), [97](#), [147](#)

Traub, J., [306](#)

traveling-salesperson problem, [242](#), [246](#)

tree, [301](#)

Turing, A., [47](#), [197](#), [307](#)

Turing transducer / machine, [145ff.](#), [155ff.](#), [203ff.](#)

probabilistic, [258](#), [259](#)

universal, [171](#) - [173](#), [197](#), [206](#) - [207](#)

two-way finite-state automaton, [245](#), [246](#)

Type 0 grammar / language, [8ff.](#), [9ff.](#), [179ff.](#)

Type 1 grammar / language, [14](#), [47](#), [186](#)

Type 2 grammar / language, [14](#), [111ff.](#)

Type 3 grammar / language, [15](#), [69ff.](#)

U_DEPTH, [282](#), [297](#)

U_DEPTH_F, [282](#)

U_FNC, [289](#), [292](#)

U_NC, [238](#), [289](#), [290](#), [291](#), [297](#)

U_SIZE, [282](#)

U_SIZE_F, [282](#)

U_SIZE_DEPTH_F, [282](#), [293](#), [294](#)

Ullman, J., [89](#), [90](#), [143](#), [198](#), [247](#), [267](#), [302](#), [304](#)

unary alphabet / representation / string, (see alphabet / representation / string, unary)

uncountable set, [301](#)

undecidability, (see decidability)

undefined

output, (see output, undefined)

value of function, [300](#)

uniform

cost criterion, [202ff.](#)

family of circuits, [280ff.ff.](#), [297](#)

halting problem, [35](#)

union, [6](#), [7](#), [79](#), [81](#), [130](#), [136](#), [143](#), [193](#), [233](#), [236](#), [241](#), [300](#)

universal Turing transducer / machine, (see Turing transducer / machine, universal)

universe, [300](#)

unsolvability, (see solvability)

Valiant, L., [143](#), [297](#), [298](#), [307](#)

Venn diagram, [299](#)

Vercellis, C., [268](#), [305](#)

vertex of graph, (see node of graph)

Vishkin, U., [298](#), [302](#), [306](#)

Welsh, D., [268](#), [307](#)

word, (see sentence)

write

conflict, [273](#)

instruction, [16](#), [19](#)

Wyllie, J., [298](#), [303](#)

XOR, [276](#)

ZPP, [263](#) - [267](#)

[\[prev\]](#) [\[prev-tail\]](#) [\[front\]](#) [\[up\]](#)

ERRORS IN BOOK

replace	Υ from \mathcal{T}	with	\mathcal{T} from Υ	line -8, p. 10
replace	no terminal	with	only terminal	line -6, p. 10
interchange	3 and 4			p. 13 fig. 1.2.2
add	in := 0	after	count := 0	p. 28
	in := 1	after	if x=median then do	
	in := 1	after	or	
	if in=1 then	after	far. */	
add	However, here we assume that each nondeterministic instruction `x:=?' takes its values from a finite domain.at the end of the paragraph that precedes Example 1.4.4			p. 33
replace	i	in `ith' with	with italic ch	l. -9, p. 50
insert	(aabbaq0,11)	instead of	(aabbaq0,1)	second paragraph p.56
insert	finite-state transducer	instead of	Turing transducer	Figure 2.2.7 p.58
delete	and infinitely many non halting computations			l. -19 p. 59
insert	language $L(M_1) \cap L(M_2)$	instead of	relation $R(M_1) \cap R(M_2)$	last line p. 88
insert	prefix of x	instead of	prefix of L	3rd line p. 89
insert	RP(state,top)	instead of	RP(top)	p. 110
insert	$\langle Q, \Sigma, \delta, q_0, Z_0, F \rangle$	instead of	$\langle Q, \Sigma, \bar{\delta}, q_0, F \rangle$	
insert	missing line			figure 3.3.6, p. 125
insert	$\Psi(R)$	instead of	Ψ	Exercise 3.5.1(c) p. 142
insert	(b)			figure 4.2.2
replace	X, Y, Z, W	with	slanted chrs	l. 1 p. 240
insert	Pippenger, N.	instead of	Pippenger, E.	p. 306, 311
move	Hong, J. ...	up		p. 304, l. -10
remove	comma	after	Laaser, W.	p. 304, l. -4
replace	Mille	with	Miller	p. 305, l. 7
replace	circuit	with	circuit	p. 306, l. -6

remove

ff.

after

280

p. 314, c. 1, l. 2

[up](#)

[Section 1.1](#) | [Section 1.2](#) | [Section 1.3](#) | [Section 1.4](#) | [Section 1.5](#)

[Section 2.1](#) | [Section 2.2](#) | [Section 2.3](#) | [Section 2.4](#) | [Section 2.5](#) | [Section 2.6](#)

[Section 3.1](#) | [Section 3.2](#) | [Section 3.3](#) | [Section 3.4](#) | [Section 3.5](#) | [Section 3.6](#)

[Section 4.1](#)

[[drawing utilities](#)]

The text in the hard-copy version of this book has been produced with LaTeX. The conversion to hypertext has been performed with [TeX4ht](#). The parameters for guiding the translation have been introduced into the preamble of the LaTeX file, but no changes have been introduced into the body of the file.

The figures have been prepared for the hard-copy version of this book with a standard drawing utility. Tim Tinnel scanned the figures from the book for inclusion in this hypertext document, and I am grateful for his contribution.

[\[problems\]](#)

zipped files

A [zipped file](#) of this site, and a [variant](#) that employs html tags of the form , are available for downloading.

Throughout the text, unless otherwise is stated, \log stands for logarithm base 2.

CIS 625: INTRO TO AUTOMATA AND FORMAL LANGUAGES

Eitan Gurari, Spring 1999

Machine based and formal grammar based models of computation. Finite automata, regular languages. Context-free languages, pushdown automata. Turing machines. Church-Turing thesis. Introduction to the halting problem. ([OSU Bulletin](#), [OSU Schedule](#))

TEXT

E. Gurari, [An Introduction to the Theory of Computation](#), Computer Science Press, 1989 (out of print; first 4 chapters are available in print as course notes).

- Ch. 1 (1-2 weeks)
 - 1.1 (until Ordering of Strings)
 - 1.2
 - 1.3 (until configurations of programs)
- Ch. 2 (3-4 weeks)
 - 2.1
 - 2.2
 - 2.3
 - 2.4 (until generalization to pumping lemma)
 - 2.5
- Ch. 3 (1.5 weeks)
 - 3.1 (on the surface)
 - 3.2 (without From Recursive... and From Pushdown ...)
 - 3.3 (until From Recursive Finite-Domain...)
 - 3.4 (until Generalization...)
- Ch. 4 (1.5 weeks)
 - 4.1
 - 4.3 (discussion of results with no proofs)
 - *4.4 (from A Representation...)
 - *4.5 (until Th 4.5.4)

[pointers](#)

GRADING POLICY

- 25% Homework (10 assignments)
- 30% Midterm exam (Mo, May 3)
- 45% Final exam ([We, June 9, 11:30-1:20am](#))

Notes:

- The exams will be with open notes and open books.
- No homework will be accepted after the end of class on due date. The assignments are due in class; don't turn them in my office or my mailbox.
- Those who graduate this quarter will have their final exam on We, June 2, 12:30pm-2:20pm.
- Exceptions to the above dates of exams must be arranged with the instructor during the first week of the quarter.
- Only part of the homework problems will be graded and they will be identified in advance. However, those who will not solve most of the problems by due time will have nil chances of passing the course (and the same is true for people who miss classes.).

[[sample midterm exam](#)] [[midterm exam](#)] [[sample final exam](#)] [[final exam](#)]

TIME/ROOM MWF; 10:30-11:20, EL2004; 11:30-12:20, DL 305

INSTRUCTOR Eitan Gurari, Dreese 495, 292-3083; email: gurari@cis.ohio-state.edu; office hours: MW, 12:30-1:20, and by appointment

GRADER Aiko Ishikawa Gringle (Assg. 1, 3, 5, 7, 9), wuh@cis.ohio-state.edu, Office hours: MW 3:30-4:20 and by appointment, DL 574;
Huaxing Hu (Assg. 2, 4, 6, 8, 10), gringle.2@osu.edu, 292-7036, DL474, cubicle #2, office hours: Friday 1:00 - 2:00Pm, and by appointment.

ASSIGNMENTS #1 (due We, April 7): 1.1.1, 1.1.3
 #2 (due We, April 14): 1.2.3, 1.2.9 (g)
 #3 (due We, April 21): 1.3.3(d)
 #4 (due We, April 28): 2.2.3(i)
 #5 (due We, May 5): 2.3.2, 2.3.3
 #6 (due We, May 12): 2.4.2(d)
 #7 (due We, May 19): 2.5.3, 2.5.6
 #8 (due Mo, May 24): 3.2.1(d)
 #9 (due Fr, May 28): 3.3.3, 3.3.5
 #10 (due We, June 2): 3.4.2(d), 4.1.3(c)

[Sketch of Solutions to earlier assignments](#)

Computer and Information Science

Course Offerings Bulletin 2002-2003 for Spring (As of 2/24/2003)

395 Dreese Lab, 2015 Neil Avenue, 292-5813

Enrollment Priority

In 200-level and above Cptr/Inf courses, enrollment priority will be given to Cptr/Inf majors in Engineering and Arts and Sciences and to Information Systems majors in Business.

100 Introduction to Computing Technology U 3

A course of general interest giving experience with personal computer software, e.g., word processors and spreadsheets; provides fundamental computer literacy; neither teaches nor requires computer programming.

Su, Au, Wi, Sp Qtrs. 3 1-hr lec. Not open to students with credit for 101 or 200.

101 Computer-Assisted Problem Solving U 4

Problem solving techniques using productivity software; spreadsheets, formulas, conditional logic; relational databases, relational algebra; word processing; data presentation; graphics.

Su, Au, Wi, Sp Qtrs. 3 1-hr lec, 1 2-hr lab. Prereq: Mathematics placement level R or higher; or Math 075 or higher. Not open to students with credit for 200. GEC course.

102 Introduction to the Internet and the World-Wide Web U 3

Course of general interest giving experience with accessing and providing information on the World-Wide Web; neither teaches nor requires computer programming.

Su Qtr. 3 cl. Prereq: 100 or 101 or 200 or equiv. Not open to students majoring in Cptr/Inf. Uses Netscape.

200 Computer Assisted Problem Solving for Business U 5

Problem solving emphasizing spreadsheets and conditional logic; using productivity software; relational databases, word processing, data presentation, object linking and embedding, and communication systems.

Su, Au, Wi, Sp Qtrs. 4 1-hr lec, 1 2-hr lab. Prereq: Math 116, 130, or 148. Not open to students with credit for 101.

201 Elementary Computer Programming U 4

Introduction to computer programming and to problem solving techniques using computer programs; programming lab experience.

Su, Au, Wi, Sp Qtrs. 3 1-hr lec, 1 2-hr lab. Prereq: Mathematics placement level R or higher; or Math 075 or higher. Not open to students with credit for 221, 202, or En Graph 167. Java is taught.

202 Introduction to Programming and Algorithms for Engineers and Scientists U 4

Introduction to computer programming and to problem solving techniques using computer programs with applications in engineering and the physical sciences; algorithm development; programming lab experience.

Au, Wi, Sp Qtrs. 3 1-hr lec, 1 2-hr lab. Prereq: Math 151. Not open to students with credit for 201, 221, or En Graph 167. C++ is taught.

214 Data Structures for Information Systems U 4

Subroutines and modular programming; searching; basic data structures; recursion; introduction to sequential files.

Su, Au, Wi, Sp Qtrs. 3 cl, 1- 3 hrs lab. Prereq: 201. Java is used.

215 Introduction to Object-Oriented Programming U 4

Introduction to object-oriented programming; encapsulation using classes, inheritance, etc.; basic data structures.

Su, Au, Wi, Sp Qtrs. 3 1-hr lec, 1 2-hr lab. Prereq: 202 or equiv. Not open to Cptr/Inf majors. C++ is taught.

221 Software Development Using Components U 4

Component-based software from client programmer's perspective; intellectual foundations of software engineering; mathematical modeling; specification of object-oriented components; layering; testing and debugging layered operations.

Su, Au, Wi, Sp Qtrs. 3 cl, 1 1-hr lab. (H221: Wi Qtr.) H221 (honors) may be available to students enrolled in an honors program or by permission of department or instructor. Prereq: Math 151; Cptr/Inf 202 or 201 or En Graph 167 or Cptr/Inf Placement Level A (H221: Math H151 or equiv; Cptr/Inf 202 or 201 or En Graph 167 or Cptr/Inf Placement Level A; enrollment in honors program). RESOLVE/C++ is taught.

222 Development of Software Components U 4

Templates for generalization and decoupling; container components; component-based software from implementer's perspective; data representation using layering and using pointers.

Su, Au, Wi, Sp Qtrs. 3 1-hr lec, 1 1-hr lab. (H222: Sp Qtr.) H222 (honors) may be available to students enrolled in an honors program or by permission of department or instructor. Prereq: 221 (H222: H221). RESOLVE/C++ is used.

230 Introduction to C++ Programming U 4

Introduction to programming in C++ and object-oriented programming; encapsulation using classes, inheritance, etc.

Su, Au, Wi, Sp Qtrs. 3 cl, 1 3-hr lab. Prereq: 201, 202, or En Graph 167 or equiv. Not open to Cptr/Inf majors.

294 Group Studies U 1-5

This course is designed to give the student an opportunity to pursue special studies not otherwise offered.

Su, Au, Wi, Sp Qtrs. Arr. Repeatable to a maximum of 15 cr hrs.

314 Business Programming with File Processing U 4

Business data processing principles and programming: sequential file processing algorithms, sorting, data validation. COBOL is taught.

Au, Wi, Sp Qtrs. 3 cl, 1- 3 hr lab. Prereq: 214 and a minimum CPHR of 2.0.

321 Case Studies in Component-Based Software U 4

Case studies using: tree and binary tree components and binary search trees; context-free grammars; tokenizing, parsing, and code generating components; sorting components and sorting algorithms.

Su, Au, Wi, Sp Qtrs. 3 1-hr lec, 1 1-hr lab. Prereq: 222 and a minimum CPHR of 2.00. Prereq or concur: Math 366. RESOLVE/C++ is used.

360 Introduction to Computer Systems U 4

Introduction to computer architecture at the machine language and assembler language level; assembler language programming and lab.

Su, Au, Wi, Sp Qtrs. 3 cl, 1 3-hr lab. Prereq: 214 or 222 and a minimum CPHR of 2.00.

459 Programming Languages for Programmers

Elementary language constructs of various programming languages for students who are well versed in programming.

This course is intended for experienced programmers who wish to learn an additional language. All are 1-hr lectures.

459.01^ Programming in FORTRAN U 1

Wi Qtr. Prereq: 314 or 321. Repeatable to a maximum of 2 cr hrs. This course is graded S/U.

459.11 The UNIX Programming Environment U 1

Introduction to the UNIX programming environment including: shell programming (csh); regular expressions; makefiles; grep, sed, and awk programming languages.

Wi Qtr. 1 cl. Prereq: 321. This course is graded S/U.

459.21 Programming in C U 1

Su, Au, Wi, Sp Qtrs. Prereq: 314 or 321. Repeatable to a maximum of 2 cr hrs. This course is graded S/U.

459.22 Programming in C++ U 1

Su, Au, Wi, Sp Qtrs. Prereq: 321; and 459.21 or equiv. Repeatable to a maximum of 2 cr hrs. This course is graded S/U.

459.23 Programming in JAVA U 1

Elementary language constructs of JAVA for students who are well versed in programming.

Su, Au, Wi, Sp Qtrs. 1 cl. Prereq: 321. This course is graded S/U.

459.31 Programming in LISP U 1

Sp Qtr. Prereq: 314 or 321. Repeatable to a maximum of 2 cr hrs. This course is graded S/U.

459.41 Programming in COBOL U 1

Au Qtr. Prereq: 321. Not open to students with credit for 314. Repeatable to a maximum of 2 cr hrs. This course is graded S/U.

489 Professional Practice in Industry U 2

Preparation and submission of a comprehensive report based on actual employment experience in a co-op job in industry.

Su, Au, Wi, Sp Qtrs. Prereq: Admission to co-op program in Cptr/Inf. Repeatable to a maximum of 8 cr hrs. Cr hrs to be used as free electives only. This course is graded S/U.

493 Individual Studies U 1-5

Planning, conducting, and reporting a special study appropriate to the needs of the student.

Su, Au, Wi, Sp Qtrs. Prereq: Written permission of instructor. Repeatable to a maximum of 12 cr hrs. This course is graded S/U.

494 Group Studies U 1-5

Designed to give the student an opportunity to pursue special studies not otherwise offered.

Su, Au, Wi, Sp Qtrs. Prereq: Permission of instructor. Repeatable to a maximum of 15 cr hrs.

516 Information Systems Analysis and Design U G 4

Introduction to information systems development; tools of structured analysis; data flow diagrams, data dictionary, process descriptions; students develop user specifications in a term project.

Au, Sp Qtrs. 3 cl, 1 3-hr lab. Prereq: 314 and Math 366.

541 Elementary Numerical Methods U G 3

Survey of basic numerical methods; number systems and errors of finite representation, solution of a single non-linear equation, interpolation, numerical integration, and solution of linear systems.

Su, Au, Wi, Sp Qtrs. 3 cl. Prereq: 221 or 230; Math153.

548^ Computer Science for High School Teachers U G 5

Introduction to computer history, organization, hardware, and software; laboratory experience using batch processing and time-sharing; applications of computers with emphasis on uses in education and business.

Sp Qtr. 4 cl. Prereq: Permission of instructor. Open only to high school teachers. Primarily intended for science, math, or business teachers.

560 Systems Software Design, Development, and Documentation U G 5

Software engineering as applied to various classical computer systems programs; assemblers, macroprocessors, loaders; major group project involving the design and implementation of systems software; communication skills emphasized.

Su, Au, Wi, Sp Qtrs. 4 cl, 1 3-hr lab. Prereq: 314 or 321 and 360 or Elec Eng 265, and a second writing course.

570^ File Design and Analysis U G 3

Random file processing; file organization and access methods; time and space considerations. Introduction to relational database systems.

Au, Wi Qtrs. 3 cl. Prereq: 314 or 321, and Math 366.

601 Social and Ethical Issues in Computing U G 1

Social, ethical, and legal issues facing computing professionals; ethical principles; discussion of case studies.

Wi, Sp Qtrs. 1 1.5-hr cl. Prereq: 560.

612 Introduction to Cognitive Science U G 3

Cognitive science is an interdisciplinary study of the nature of human thought psychological, philosophical, linguistic, and artificial intelligence approaches to knowledge representation.

Au, Wi, Sp Qtrs. 2 1.5-hr cl. Prereq: Permission of instructor and a total of 12 cr hrs from at least two of the following areas: computer science, linguistics, philosophy, and psychology. Not open to students with credit for Linguist 612, Philos 612 or Psych 612. Cross-listed in Linguistics, Philosophy, and Psychology.

615^ Arithmetic Algorithms U G 3

Design, implementation, analysis, and application of computer algorithms for performing the arithmetic operations used in computer algebra systems; integer arithmetic, rational number arithmetic, and modular arithmetic.

Sp Qtr. 3 cl. Prereq: 680 or equiv and either Math 568 or 573 or equiv; or permission of instructor.

621 Introduction to High-Performance Computing U G 3

High-performance computer architecture, scientific/engineering computation, development of parallel programs, parallelization overheads; performance evaluation.

Au Qtr. 3 cl. Prereq: 541; Math 568 or Math 571 or Math 601. Course is well suited to grad students from science/engineering in addition to Cptr/Inf students.

625 Introduction to Automata and Formal Languages U G 3

Machine based and formal grammar based models of computation: finite automata; regular languages, context free languages, pushdown automata, and Turing machines; Church-Turing thesis; introduction to the halting problem.

Au, Wi, Sp Qtrs. 3 cl. Prereq: 321 and Math 366.

630 Survey of Artificial Intelligence I: Basic Techniques U G 3

A survey of the basic concepts and techniques, problem solving, and knowledge representation, including an introduction to expert systems.

Au, Wi, Sp Qtrs. 3 cl. Prereq: 222 and Math 366 and sr/grad standing.

640^ Numerical Analysis U G 3

Analysis of numerical methods for ordinary differential equations, boundary value, and characteristic value problems, splines, non-linear equations, approximation of functions; standard mathematical software libraries.

Wi Qtr. 3 cl. Prereq: 221 or equiv; Math 255 or 415; and 541 or grad standing.

642^ Numerical Linear Algebra U G 3

Iterative methods for the solution of linear systems, computation of eigenvalues and eigenvectors, linear programming-simplex method, use of standard mathematical software libraries.

Au Qtr. 3 cl. Prereq: 541; Math 568 or 571.

650^ Information Storage and Retrieval U G 3

Fundamental concepts of information storage and retrieval with emphasis on problems associated with textual databases; data representation and manipulation; content analysis and description; query languages and heuristics.

Au Qtr. 3 cl. Prereq: 570; and Stat 427 or equiv. Not open to students with credit for 750.

655 Introduction to the Principles of Programming Languages U G 4

Programming language concepts such as grammars and parse trees; interpretation versus compilation, binding, and scope rules; and language constructs for control and data abstraction.

Au, Wi, Sp Qtrs. 3 cl, 1 3-hr lab. Prereq: 560 and 625.

660 Introduction to Operating Systems U G 3

Operating system concepts: memory management, process management, and file management; sample operating systems.

Au, Wi, Sp Qtrs. 3 cl. Prereq: 560; 675 or Elec Eng 662; Stat 427.

662 Operating Systems Laboratory U G 3

Construction of operating system components: scheduling, context switching, progress management, message passing, memory management, interrupt processing.

Au, Wi Qtrs. 2 cl, 1 3-hr lab. Prereq: 459.21 and 660. Lab assignments are programmed in C.

670 Introduction to Database Systems I U G 3

Database systems use; query languages-SQL and relational algebra; logical database design; entity-relationship model, database normalization; introduction to transaction processing; database design project.

Au, Wi, Sp Qtrs. 3 cl. Prereq: 314 or 321 and Math 366 or grad standing.

671 Introduction to Database Systems II U G 3

Object-oriented and extended relational database systems; data warehousing; active databases; GUI interface to a relational database system; introduction to data and file storage.

Au, Wi, Sp Qtrs. 3 cl. Prereq: 670.

673^ Database and Information Management for Manufacturing U G 3

File and data management, information flow in manufacturing, handling of geometric data for CAD/CAM/CAE, and communication between different computer systems.

Sp Qtr. Prereq: 221 or permission of instructor. Not open to Cptr/Inf majors. Open to students in Manufacturing Systems and Engineering Program.

675 Introduction to Computer Architecture

Computer system components, instruction set design, hardwired control units, arithmetic algorithms/circuits, floating-point operations, introduction to memory and I/O interfaces.

675.01 Introduction to Computer Architecture U G 3

Wi, Sp Qtrs. 3 cl. Prereq: 360 or Elec Eng 265; Math 366; Elec Eng 261. Not open to students with credit for 675 or 675.02. Intended for students with previous knowledge of Digital Logic Design.

675.02 Introduction to Computer Architecture U G 4

Su, Au, Wi, Sp Qtrs. 4 cl. Prereq: 360 or Elec Eng 265; Math 366. Not open to students with credit for 675 or 675.01. Intended for students without previous knowledge of Digital Logic Design.

676 Microcomputer Systems U G 3

Bus structure; memory, interrupt, and I/O design; case studies on microprocessors and systems with emphasis on selection, evaluation, and applications based on their architectural features.

Sp Qtr. 3 cl. Prereq: 675 or Elec Eng 562.

677 Introduction to Computer Networking U G 3

Data communications, network architectures, communication protocols, data link control, medium access control; introduction to local area networks, metropolitan area networks, and wide area networks; introduction to Internet and TCP/IP.

Au, Wi, Sp Qtrs. 3 cl. Prereq: Physics 112 or 132; 360 or Elec Eng 265; 459.21. Lab assignments are programmed in C.

678 Internetworking U G 3

High-speed local area networks, metropolitan area networks, bridges, routers, gateways, TCP/IP, application services, network management.

Wi Qtr. 3 cl. Prereq: 660 and 677.

679 Introduction to Multimedia Networking U G 3

Introduction to multimedia data types, multimedia compression technologies World-Wide-Web architectures, proxies, streaming video technologies, and network adaptation to multimedia.

Au Qtr. 3 cl. Prereq: 677.

680 Introduction to Analysis of Algorithms and Data Structures U G 3

Performance analysis considerations in design of algorithms and data structures; asymptotic analysis, recurrence relations, probabilistic analysis, divide and conquer; searching, sorting, and graph processing algorithms.

Au, Wi, Sp Qtrs. 3 cl. Prereq: 560; Stat 427; and Math 366.

681 Introduction to Computer Graphics U G 4

Introduction to display hardware and applications, interactive techniques, 2D scan conversion, 2D and 3D transformations, clipping, 3D viewing, introduction to visible surface algorithms and illumination models.

Au, Wi Qtrs. 3 cl, 1-3 hr lab. Prereq: 560 or permission of instructor; Math 568 or 571.

693 Individual Studies U G 1-5

Designed to give the student an opportunity to pursue special studies not otherwise offered.

Su, Au, Wi, Sp Qtrs. Arr. Prereq: Permission of instructor. Repeatable to a maximum of 15 cr hrs. This course is graded S/U.

694 Group Studies U G 1-5

Designed to give the student an opportunity to pursue special studies not otherwise offered.

Su, Au, Wi, Sp Qtrs. Arr. Repeatable to a maximum of 15 cr hrs.

721 Introduction to Parallel Computing U G 4

Principles and practice of parallel computing; design, implementation, and evaluation of parallel programs for shared-memory architectures, local-memory architectures, and vector processors.

Wi Qtr. 3 cl, 1-3 hr lab. Prereq: 621.

725 Computability and Unsolvability U G 3

Time and space measures; Turing machine variants and RAM's; universal Turing machines; undecidable language problems; development of efficient algorithms.

Wi, Sp Qtrs. 3 cl. Prereq: 625.

727* Computational Complexity U G 3

Time and space complexity classes and hierarchies; deterministic and nondeterministic log space; polynomial time; polynomial space; complete and provably hard problems; random polynomial time.

Au Qtr. 3 cl. Prereq: 725 and 780.

730 Survey of Artificial Intelligence II: Advanced Topics U G 3

A survey of advanced concepts, techniques, and applications of artificial intelligence, including knowledge-based systems, learning, natural language understanding, and vision.

Au Qtr. 3 cl. Prereq: 630.

731 Knowledge-Based Systems U G 4

Theory and practice of expert systems and knowledge-based systems; use of current knowledge-based systems software tools.

Sp Qtr. 3 cl, 1 3-hr lab. Prereq: 560 and 630, or grad standing.

732^ Computational Linguistics U G 3

Exploration of the computational processing of natural language; syntactic, semantic, and pragmatic processing techniques are applied to understanding and generating written English.

Au Qtr. 3 cl. Prereq: 730; Linguistics 601 or permission of instructor.

737 Proseminar in Cognitive Science U G 2

An in-depth examination of the interdisciplinary field of Cognitive Science; emphasizes fundamental issues of each discipline, provides illustrations of representative research being conducted at OSU.

Sp Qtr. 1 2-hr cl. Prereq: CIS 612, Linguistics 612, Psych 612, or Philos 612, or permission of instructor. Repeatable to a maximum of 4 cr hrs. Cross-listed in Industrial Systems Engineering, Linguistics, Philosophy, Psychology, and Speech and Hearing Science.

739 Knowledge-Based Systems in Engineering U G 3

Application of knowledge-based system principles to engineering problems, including practical knowledge engineering, techniques for problem assessment, and implementation.

Sp Qtr. 2 1.5-hr cl. Prereq: 630 or permission of instructor. Cross-listed in Chemical and Civil Engineering.

741 Comparative Operating Systems U G 3

A careful examination of a number of representative computer operating systems.

Su Qtr. 3 cl. Prereq: 660 or equiv.

752^ Techniques for Simulation of Information Systems U G 3

Introduction to the methodology and techniques of the design of computer simulation of information systems.

Au Qtr. 3 cl. Prereq: Stat 428 or equiv.

755 Programming Languages U G 3

Procedural abstraction, data abstraction, control abstraction (nondeterminism, concurrency, etc.), operational semantics, denotational semantics, specification, and verification of programs.

Wi, Sp Qtrs. 3 cl. Prereq: 655 and Math 366.

756 Compiler Design and Implementation U G 4

Syntactic and semantic analysis using formal models, automatic programming, generation of optimal code, synthesis of messages, design of incremental programming environments; students write a simple translator.

Au Qtr. 3 cl, 1 lab. Prereq: 459.21, 625, 655, and 680. Lab assignments are programmed in C.

757 Software Engineering U G 3

Principles of design, implementation, validation, and management of computer software; emphasis on reading and discussing papers from relevant journals and proceedings; term project required.

Au, Wi Qtrs. 3 cl. Prereq: 560 or equiv and sr or grad standing or permission of instructor.

758 Software Engineering Project U G 4

Principles and applications of programming team organization, cost estimation, scheduling, requirements analysis, design, documentation, programming-in-the-large, group reviews, testing, and debugging.

Au, Sp Qtrs. 3 cl, 3-hr lab. Prereq: 757.

760 Operating Systems U G 3

Advanced operating system concepts: process synchronization, process deadlock, security and access control, distributed operating system principles and prototypes.

Au, Wi Qtrs. 3 cl. Prereq: 660 or equiv.

762 Advanced Operating System Laboratory U G 3

Construction of advanced operating system components: internet, client-server, remote file server, distributed namespace, user interface software.

Sp Qtr. 2 cl, 3-hr lab. Prereq: 662. Lab assignments are programmed in C.

763 Introduction to Distributed Computing U G 3

Concepts and mechanisms in design of distributed systems; process synchronization, global state: reliability; distributed resource management; deadlock, performance evaluation; representative distributed operating systems.

Sp Qtr. 3 cl. Prereq: 760.

765^ Management Information Systems U G 3

Theory and practice of management information systems from the viewpoint of computer and information science; systems approach to management and organization; significance of information.

Wi Qtr. 3 cl. Prereq: Grad standing in Cptr/Inf or permission of instructor.

768 Applied Component-Based Programming for Engineers and Scientists U G 3

Application of component-based software engineering technology to design and implementation of electronics simulation systems.

Wi Qtr. 3 cl. Prereq: 694J or 560 or equiv; Elec Eng 205 or 300 or equiv. Not open to students with credit for 694T or Elec Eng 694T. Cross-listed in Electrical Engineering.

770 Database System Implementation U G 3

Fundamental design considerations, system principles and machine organizations of database systems; performance analysis of design alternatives, system configurations and hardware organizations; query and transaction processing.

Wi Qtr. 3 cl. Prereq: 660, 670; 671 or grad standing in CIS.

772 Information System Project U G 4

Information system design and development principles: requirement analysis, database design methods and tools, process design, application development tools, testing, evaluation and documentation. Group term project.

Wi Qtr. 3 cl, 3-hr lab. Prereq: 516 or 757, and 670.

775 Computer Architecture U G 3

Microprogramming, bit-slice logic, reduced instruction set computer architecture, advanced memory organizations, introduction to parallel computer architectures, and performance models/evaluation.

Au, Sp Qtrs. 3 cl. Prereq: 660; 675 or Elec Eng 662.

776 Hardware/Software Interface Design Project U G 4

Principles and application of hardware and software design: design, programming, testing, and evaluation of an autonomous mobile robot system.

Sp Qtr. 2 cl, 2 1-hr lab. Prereq: 459.21, 660, Elec Eng 567 or 329, or permission of instructor.

777 Telecommunication Networks U G 3

Broadband integrated services digital networks, asynchronous transfer mode, gigabit networks, wireless networks, multimedia networks, all-optical networks, synchronous optical network.

Sp Qtr. 3 cl. Prereq: 677.

778 Computer-Aided Design and Analysis of VLSI Circuits U G 4

VLSI design methodology; specification of VLSI circuits at various levels of abstraction; design, layout, and computer simulation of circuits; high-level synthesis; design projects.

Au Qtr. 3 cl, 3-hr lab. Prereq: 560, Elec Eng 561; and 675 or Elec Eng 562.

779 Introduction to Artificial Neural Network Methods U G 3

Survey of fundamental methods and techniques of artificial neural networks: single and multi-layer networks; associative memory and statistical networks; supervised and unsupervised learning.

Wi Qtr. 3 cl. Prereq: 730 or Elec Eng 762 or permission of instructor. Not open to students with credit for Elec Eng 779. Cross-listed in Electrical Engineering.

780 Analysis of Algorithms U G 3

Algorithm design paradigms; mathematical analysis of algorithms; NP-completeness.

Au, Wi Qtrs. 3 cl. Prereq: 680 or grad standing and equiv of 680.

781 Introduction to 3D Image Generation U G 4

3D viewing algorithms, advanced illumination models, smooth shading, shadows, transparency, ray tracing, and color models.

Au, Sp Qtrs. 3 cl, 3-hr lab. Prereq: 459.21, 675; 681 or permission of instructor; Math 568 or 571. Lab assignments are programmed in C.

782 Advanced 3D Image Generation U G 3

Advanced topics in rendering 3D realistic imagery including texture mapping, sampling theory, advanced ray tracing, radiosity, 3D rendering hardware, introduction to surfaces, animation, and volume graphics.

Au Qtr. 3 cl. Prereq: 781. Lab assignments are programmed in C.

H783 Honors Research U 1-5

Supervised research and project work arranged individually for honors students.

Su, Au, Wi, Sp Qtrs. Arr. Prereq: Honors standing; permission of instructor. Limitations on number of credit hours applicable toward degree are governed by departmental rules. Repeatable to a maximum of 12 cr hrs. This course is graded S/U.

784 Geometric Modeling U G 3

Common mathematical techniques for modeling geometric objects in computer graphics and CAD applications. Sample based modeling and hierarchical representations.

Sp Qtr. 3 cl. Prereq: 681 or permission of instructor. Lab assignments are programmed in C, C++.

788 Intermediate Studies in Computer and Information Science

Intermediate work in one of the specialized areas of computer and information science is offered.

Su, Au, Wi, Sp Qtrs. Prereq: Grad standing or permission of instructor.

788.01 Computational Complexity U G 1-5

Repeatable to a maximum of 30 cr hrs.

788.02 Information Systems and Database Systems U G 1-5

Repeatable to a maximum of 30 cr hrs.

788.03 Symbolic Computation U G 1-5

Repeatable to a maximum of 30 cr hrs.

788.04 Artificial Intelligence U G 1-5

Repeatable to a maximum of 30 cr hrs.

788.06 Operating Systems and Systems Programming U G 1-5

Repeatable to a maximum of 30 cr hrs.

788.07 Programming Languages U G 1-5

Repeatable to a maximum of 30 cr hrs.

788.08 Computer Organization U G 1-5

Repeatable to a maximum of 30 cr hrs.

788.09 Numerical Analysis U G 1-5

Repeatable to a maximum of 30 cr hrs.

788.10 Human-Computer Interaction U G 1-5

Repeatable to a maximum of 30 cr hrs.

788.11 Parallel and Distributed Computing U G 1-5

Repeatable to a maximum of 30 cr hrs.

788.12 Software Engineering U G 1-5

Repeatable to a maximum of 30 cr hrs.

788.14 Computer Graphics U G 1-5

Repeatable to a maximum of 30 cr hrs.

793 Individual Studies U G 1-5

Designed to give the individual student an opportunity to pursue special studies not otherwise offered.

Su, Au, Wi, Sp Qtrs. Prereq: Grad standing or permission of instructor. Repeatable to a maximum of 24 cr hrs. Repeatable to a maximum of 12 cr hrs for undergraduate and 24 cr hrs for grad students. This course is graded S/U.

794 Group Studies U G 1-5

Designed to give students an opportunity to pursue special studies not otherwise offered.

Su, Au, Wi, Sp Qtrs. Repeatable to a maximum of 15 cr hrs.

797 Interdepartmental Seminar U G 1-5

Two or more departments may collaborate in presenting seminars in subjects of mutual interest; topics to be announced.

Repeatable by permission.

875 Advanced Computer Architecture G 3

Advanced pipelining techniques, vector supercomputers, shared-memory and distributed-memory multiprocessors, massively parallel systems, multithreaded machines.

Sp Qtr. 3 cl. Prereq: 721.

885 Seminar on Research Topics in Computer and Information Science G 1

Lectures on current research by faculty members in the department.

Au Qtr. 2 cl. Prereq: 1st yr grad student in Cptr/Inf. This course is graded S/U.

888 Advanced Studies in Computer and Information Science

Advanced work in one of the specialized areas of computer and information science.

Su, Au, Wi, Sp Qtrs. Prereq: Grad standing or permission of instructor.

888.01 Computational Complexity G 1-5

Repeatable to a maximum of 30 cr hrs. This course is graded S/U.

888.02 Information Systems and Database Systems G 1-5

Repeatable to a maximum of 30 cr hrs. This course is graded S/U.

888.03 Symbolic Computation G 1-5

Repeatable to a maximum of 30 cr hrs. This course is graded S/U.

888.04 Artificial Intelligence G 1-5

Repeatable to a maximum of 30 cr hrs. This course is graded S/U.

888.06 Operating Systems and Systems Programming G 1-5

Repeatable to a maximum of 30 cr hrs. This course is graded S/U.

888.08 Computer Organization G 1-5

Repeatable to a maximum of 30 cr hrs. This course is graded S/U.

888.09 Numerical Analysis G 1-5

Repeatable to a maximum of 30 cr hrs. This course is graded S/U.

888.11 Parallel and Distributed Computing G 1-5

Repeatable to a maximum of 30 cr hrs. This course is graded S/U.

888.12 Software Engineering G 1-5

Repeatable to a maximum of 30 cr hrs. This course is graded S/U.

888.14 Computer Graphics G 1-5

Repeatable to a maximum of 30 cr hrs. This course is graded S/U.

889 Advanced Seminar in Computer and Information Science G 1-2

Selected topics of particular current interest in both the research and applications of computer and information science are considered.

Wi, Sp Qtrs. 1 2-hr cl. Prereq: 2nd qtr grad standing in Cptr/Inf or permission of instructor. This course is graded S/U.

894 Group Studies G 1-5

Designed to give graduate students an opportunity to pursue special studies not otherwise offered.

Su, Au, Wi, Sp Qtrs. Prereq: Permission of instructor. Repeatable to a maximum of 15 cr hrs.

899 Interdepartmental Seminar G 1-5

999 Research G 1-18

Research for thesis or dissertation purposes only.

Su, Au, Wi, Sp Qtrs. Repeatable. This course is graded S/U.

CPTR/INF (Computer and Information Science)

As of 2/24/2003

395 Dreese Lab, 2015 Neil Avenue, 292-5813

100 INTRO COMPUTNG TCH 03 [[Course Descrp.](#)]

Call	Sec	Res	Days	Time	Bldg/Rm	Instructor
04655-8	D	**	T R	0730-0848	DL 0317	
04656-3	D	**	M W F	0830-	DL 0357	
04657-9	D	**	T R	1130-1248	BO 0124	
04658-4	D	**	M W F	0330-	DL 0369	

100N INTRO COMPUTNG TCH 03 [[Course Descrp.](#)]

Call	Sec	Res	Days	Time	Bldg/Rm	Instructor
04659-0	D	**	T R	0530-0648	DL 0369	

101 CPTR/ASST PROB SLV 04 [[Course Descrp.](#)]

Call	Sec	Res	Days	Time	Bldg/Rm	Instructor
	L	**	M W F	0830-	DL 0264	
04660-9	B	**	R	0730-0918	CL 0112A	

	L	**	M W F	0930-	DL 0264
04661-4	B	**	R	0930-1118	CL 0112A
	L	**	M W F	1130-	DL 0264
04662-0	B	**	R	1130-0118	CL 0112A
	L	**	M W F	0130-	DL 0264
04663-5	B	**	R	0130-0318	CL 0112A

101N CPTR/ASST PROB SLV 04 [[Course Descrp.](#)]

Call	Sec	Res	Days	Time	Bldg/Rm	Instructor
	L	**	M W	0530-0648	DL 0264	
04664-1	B	**	R	0530-0718	CL 0112A	

200 CPTR PROB SOLV BUS 05 [[Course Descrp.](#)]

Call	Sec	Res	Days	Time	Bldg/Rm	Instructor
	L	**	M W	0830-1018	DL 0113	REEVES*K
04666-1	B	**	R	0730-0918	BE 0310	REEVES*K
04667-7	B	**	F	0730-0918	BE 0310	REEVES*K
	L	**	M W	1030-1218	DL 0113	BAIR*B
04669-8	B	**	R	0930-1118	BE 0310	BAIR*B
04670-7	B	**	R	1130-0118	BE 0310	BAIR*B

	L	**	T R	1030-1218	DL 0113	GROSS*D
04672-8	B	**	F	0930-1118	BE 0310	GROSS*D
04673-3	B	**	F	1130-0118	BE 0310	GROSS*D
	L	**	M W	0130-0318	DL 0113	REEVES*K
04675-4	B	**	R	0130-0318	BE 0310	REEVES*K
04676-0	B	**	W	0330-0518	BE 0310	REEVES*K
	L	**	T R	0130-0318	DL 0113	FARRAR*S
04678-1	B	**	F	0130-0318	BE 0310	FARRAR*S
04679-6	B	**	R	0330-0518	BE 0310	FARRAR*S

200N CPTR PROB SOLV BUS 05 [[Course Descrp.](#)]

Call	Sec	Res	Days	Time	Bldg/Rm	Instructor
	L	**	M W	0530-0718	DL 0113	MALLON*M
04681-1	B	**	R	0530-0718	BE 0310	MALLON*M
04682-6	B	**	W	0730-0918P	BE 0310	MALLON*M

201 ELEM COMPTR PROGRAM 04 [[Course Descrp.](#)]

Call	Sec	Res	Days	Time	Bldg/Rm	Instructor
	L	**	M W F	0730-	DL 0713	
04683-1	B	**	T	0730-	CL 0112A	

	L	**	M W F	0830-	DL 0713	
04684-7	B	**	T	0830-	CL 0112A	
	L	**	M W F	0930-	BO 0316	
04685-2	B	**	T	0930-	CL 0112A	
	L	**	T R	0930-1045	DL 0369	
04686-8	B	**	M	0930-	CL 0112A	
	L	**	T R	1130-1245	BO 0316	
04687-3	B	**	M	1130-	CL 0112A	
	L	**	M W F	1230-	DL 0266	GURARI*E
04688-9	B	**	T	1230-	CL 0112A	GURARI*E
	L	**	T R	0130-0245	DL 0317	
04689-4	B	**	M	0130-	CL 0112A	
	L	**	M W F	0330-	DL 0713	
04690-3	B	**	T	0330-	CL 0112A	

201N ELEM COMPTR PROGRAM 04 [[Course Descrp.](#)]

Call	Sec	Res	Days	Time	Bldg/Rm	Instructor
	L	**	T R	0530-0645	DL 0713	
04691-9	B	**	M	0530-	CL 0112A	

202 PROG&ALGORM EN&SC 04 [[Course Descrp.](#)]

Call	Sec	Res	Days	Time	Bldg/Rm	Instructor
	L	**	M W F	0230-	DL 0713	
04692-4	B	**	T	0230-	CL 0112A	

214 DATA STRUCT INF SY 04 [[Course Descrp.](#)]

Call	Sec	Res	Days	Time	Bldg/Rm	Instructor
04693-0	D		M W F	1030-	BO 0316	
04694-5	D		T R	1130-1245	BO 0313	

214M DATA STRUCT INF SY 04 [[Course Descrp.](#)]

Call	Sec	Res	Days	Time	Bldg/Rm	Instructor
04695-1	D	**	M W F	1030-	BO 0316	
04696-6	D	**	T R	1130-1245	BO 0313	

221 SW DEV USING COMP 04 [[Course Descrp.](#)]

Call	Sec	Res	Days	Time	Bldg/Rm	Instructor
	L	**	MT F	0730-	DL 0480	
04697-1	B	**	W	0730-	DL 0280	

	L	**	MT	F	1030-	DL 0480	
04698-7	B	**		W	1030-	DL 0280	
	L	**	MT	F	1130-	DL 0480	MATHIAS*H
04699-2	B	**		W	1130-	DL 0280	MATHIAS*H
	L	**	MT	F	0130-	DL 0480	
04700-7	B	**		W	0130-	DL 0280	
	L	**	MT	F	0430-	DL 0264	
04701-2	B	**		W	0430-	DL 0280	

221N SW DEV USING COMP 04 [[Course Descrp.](#)]

Call	Sec	Res	Days	Time	Bldg/Rm	Instructor
	L	**	M	0530-0718	DL 0480	
	R	**		R	0530-	DL 0480
04702-8	B	**		W	0530-	DL 0280

222 DEV SW COMP 04 [[Course Descrp.](#)]

Call	Sec	Res	Days	Time	Bldg/Rm	Instructor
	L	**	MTW	1030-	DL 0713	
04703-3	B	**		F	1030-	DL 0280
	L	**	MTW	1130-	DL 0713	

04704-9	B	**	F	1130-	DL 0280	
	L	**	MTW	0130-	DL 0713	STOVSKY*M
04705-4	B	**	F	0130-	DL 0280	STOVSKY*M

222N DEV SW COMP 04 [[Course Descrp.](#)]

Call	Sec	Res	Days	Time	Bldg/Rm	Instructor
	L	**	M W	0530-0645	DL 0713	
04706-0	B	**	R	0530-	DL 0280	

H222 DEV SW COMP 04 [[Course Descrp.](#)]

Call	Sec	Res	Days	Time	Bldg/Rm	Instructor
	L	**	MTW	0930-	DL 0713	WEIDE*B
04707-5	B	**	F	0930-	DL 0280	WEIDE*B

230 INTRO C++ PROGRAMNG 04 [[Course Descrp.](#)]

Call	Sec	Res	Days	Time	Bldg/Rm	Instructor
04708-1	D	**	M W F	1230-	DL 0369	

294R GROUP STUDIES 01 [[Course Descrp.](#)]

Call	Sec	Res	Days	Time	Bldg/Rm	Instructor
04709-6	D		R	0830-	DL 0305	JOSEPH*R

314 BUS PROG FILE PROC 04 [[Course Descrp.](#)]

Call	Sec	Res	Days	Time	Bldg/Rm	Instructor
04710-5	D		T R	0530-0648	DL 0305	GOMORI*S

314M BUS PROG FILE PROC 04 [[Course Descrp.](#)]

Call	Sec	Res	Days	Time	Bldg/Rm	Instructor
04711-1	D	**	T R	0530-0648	DL 0305	GOMORI*S

321 SW CASE STUDIES 04 [[Course Descrp.](#)]

Call	Sec	Res	Days	Time	Bldg/Rm	Instructor
	L	**	MTW	0830-	DL 0480	BUCCI*P
04712-6	B	**	F	0830-	DL 0280	BUCCI*P
	L	**	MTW	1230-	DL 0480	LONG*T
04713-1	B	**	F	1230-	DL 0280	LONG*T

321M SW CASE STUDIES 04 [[Course Descrp.](#)]

Call	Sec	Res	Days	Time	Bldg/Rm	Instructor
	L	**	MTW	0830-	DL 0480	BUCCI*P
04714-7	B	**	F	0830-	DL 0280	BUCCI*P
	L	**	MTW	1230-	DL 0480	LONG*T
04715-2	B	**	F	1230-	DL 0280	LONG*T

360 INTRO COMPUTR SYS 04 [[Course Descrp.](#)]

Call	Sec	Res	Days	Time	Bldg/Rm	Instructor
04716-8	D		MTW F	1230-	DL 0264	HEYM*W
04717-3	D		MTW F	0230-	DL 0264	BAIR*B

360M INTRO COMPUTR SYS 04 [[Course Descrp.](#)]

Call	Sec	Res	Days	Time	Bldg/Rm	Instructor
04718-9	D	**	MTW F	1230-	DL 0264	HEYM*W
04719-4	D	**	MTW F	0230-	DL 0264	BAIR*B

459.21 PROGRAMMING IN C 01 [[Course Descrp.](#)]

Call	Sec	Res	Days	Time	Bldg/Rm	Instructor
04720-3	D		T	0330-	DL 0305	

459.22 PROGRAMMING IN C++ 01 [[Course Descrp.](#)]

Call	Sec	Res	Days	Time	Bldg/Rm	Instructor
04721-9	D		T	0830-	DL 0369	

459.23 PROGRAMING IN JAVA 01 [[Course Descrp.](#)]

Call	Sec	Res	Days	Time	Bldg/Rm	Instructor
04722-4	D		R	0330-	DL 0369	

459.31 PROGRAMMING LISP 01 [[Course Descrp.](#)]

Call	Sec	Res	Days	Time	Bldg/Rm	Instructor
04723-0	D		R	0330-	DL 0305	CURTAIN*M

489 PROF PRAC IN INDUS 02 [[Course Descrp.](#)]

Call	Sec	Res	Days	Time	Bldg/Rm	Instructor
04724-5	W	**		ARR -		STEELE*M

516 INFO SYS ANLY&DSGN 04 [[Course Descrp.](#)]

Call	Sec	Res	Days	Time	Bldg/Rm	Instructor
------	-----	-----	------	------	---------	------------

04725-1	D		T R	0830-0945	DL 0264	LOHSE*M
19154-2	D		T R	0130-0245	CL 0120	LOHSE*M

516M INFO SYS ANLY&DSGN 04 [[Course Descrp.](#)]

Call	Sec	Res	Days	Time	Bldg/Rm	Instructor
04726-6	D	**	T R	0830-0945	DL 0264	LOHSE*M
19155-8	D	**	T R	0130-0245	CL 0120	LOHSE*M

541 ELEM NUMERICAL MET 03 [[Course Descrp.](#)]

Call	Sec	Res	Days	Time	Bldg/Rm	Instructor
04727-1	D		M W F	1030-	DL 0305	CRAWFIS*R

541M ELEM NUMERICAL MET 03 [[Course Descrp.](#)]

Call	Sec	Res	Days	Time	Bldg/Rm	Instructor
04728-7	D	**	M W F	1030-	DL 0305	CRAWFIS*R

560 SYS SOFT DSGN, DEV 05 [[Course Descrp.](#)]

Call	Sec	Res	Days	Time	Bldg/Rm	Instructor
04729-2	D		MTW F	0830-	DL 0305	RAMNATH*R

04730-1	D		MTW F	0230-	DL 0305	HEYM*W
---------	---	--	-------	-------	---------	--------

560M SYS SOFT DSGN, DEV 05 [[Course Descrp.](#)]

Call	Sec Res	Days	Time	Bldg/Rm	Instructor
04731-7	D **	MTW F	0830-	DL 0305	RAMNATH*R
04732-2	D **	MTW F	0230-	DL 0305	HEYM*W

601 SOCIAL&ICAL ISS 01 [[Course Descrp.](#)]

Call	Sec Res	Days	Time	Bldg/Rm	Instructor
04733-8	D	T	0330-0500	DL 0266	MATHIS*R
04734-3	D	R	0330-0500	DL 0266	MATHIS*R

601M SOCIAL&ICAL ISS 01 [[Course Descrp.](#)]

Call	Sec Res	Days	Time	Bldg/Rm	Instructor
04735-9	D **	T	0330-0500	DL 0266	MATHIS*R
04736-4	D **	R	0330-0500	DL 0266	MATHIS*R

625 AUTOMATA&FORML LNG 03 [[Course Descrp.](#)]

Call	Sec Res	Days	Time	Bldg/Rm	Instructor
------	---------	------	------	---------	------------

04737-0	D		M W F	0830-	AV 0110	PINEDA*L
04738-5	D		M W F	0130-	DL 0305	SUPOWIT*K

625M AUTOMATA&FORML LNG 03 [[Course Descrp.](#)]

Call	Sec	Res	Days	Time	Bldg/Rm	Instructor
04739-1	D	**	M W F	0830-	AV 0110	PINEDA*L
04740-0	D	**	M W F	0130-	DL 0305	SUPOWIT*K

630 ARTFL INTEL1:BASIC 03 [[Course Descrp.](#)]

Call	Sec	Res	Days	Time	Bldg/Rm	Instructor
04741-5	D		M W F	0930-	DL 0480	DAVIS*J

630M ARTFL INTEL1:BASIC 03 [[Course Descrp.](#)]

Call	Sec	Res	Days	Time	Bldg/Rm	Instructor
04742-1	D	**	M W F	0930-	DL 0480	DAVIS*J

655 PRIN PROGRAM LANG 04 [[Course Descrp.](#)]

Call	Sec	Res	Days	Time	Bldg/Rm	Instructor
04743-6	D		M W F	1230-	MP 1015	BAUMGARTNER*

655M PRIN PROGRAM LANG 04 [[Course Descrp.](#)]

Call	Sec	Res	Days	Time	Bldg/Rm	Instructor
04744-1	D	**	M W F	1230-	MP 1015	BAUMGARTNER*

660 INTRO OPERATNG SYS 03 [[Course Descrp.](#)]

Call	Sec	Res	Days	Time	Bldg/Rm	Instructor
04745-7	D		M W F	1230-	DL 0317	BABIC*G
04746-2	D		M W F	0130-	DL 0317	BABIC*G

660M INTRO OPERATNG SYS 03 [[Course Descrp.](#)]

Call	Sec	Res	Days	Time	Bldg/Rm	Instructor
04747-8	D	**	M W F	1230-	DL 0317	BABIC*G
04748-3	D	**	M W F	0130-	DL 0317	BABIC*G

670 INTRO DATABAS SYS1 03 [[Course Descrp.](#)]

Call	Sec	Res	Days	Time	Bldg/Rm	Instructor
04749-9	D		M W F	1030-	DL 0317	GURARI*E
04750-8	D		M W F	1130-	DL 0317	GURARI*E

670M INTRO DATABAS SYS1 03 [[Course Descrp.](#)]

Call	Sec	Res	Days	Time	Bldg/Rm	Instructor
04751-3	D	**	M W F	1030-	DL 0317	GURARI*E
04752-9	D	**	M W F	1130-	DL 0317	GURARI*E

671 INTRO DATABAS SYS2 03 [[Course Descrp.](#)]

Call	Sec	Res	Days	Time	Bldg/Rm	Instructor
04753-4	L		T R	1130-1245		CANCELLED

671M INTRO DATABAS SYS2 03 [[Course Descrp.](#)]

Call	Sec	Res	Days	Time	Bldg/Rm	Instructor
04754-0	L	**	T R	1130-1245		CANCELLED

675.01 INTRO COMPUTR ARCH 03 [[Course Descrp.](#)]

Call	Sec	Res	Days	Time	Bldg/Rm	Instructor
04755-5	D	**	M W F	0230-	DL 0369	LIU*M

675M01 INTRO COMPUTR ARCH 03 [[Course Descrp.](#)]

Call	Sec	Res	Days	Time	Bldg/Rm	Instructor
04756-1	D	**	M W F	0230-	DL 0369	LIU*M

675.02 INTRO COMPUTR ARCH 04 [[Course Descrp.](#)]

Call	Sec	Res	Days	Time	Bldg/Rm	Instructor
04757-6	D	**	M WRF	1130-	DL 0305	LIU*M

675M02 INTRO COMPUTR ARCH 04 [[Course Descrp.](#)]

Call	Sec	Res	Days	Time	Bldg/Rm	Instructor
04758-1	D	**	M WRF	1130-	DL 0305	LIU*M

676 MICROCOMP SYSTEMS 03 [[Course Descrp.](#)]

Call	Sec	Res	Days	Time	Bldg/Rm	Instructor
04759-7	D		M W F	0330-	DL 0305	BABIC*G

676M MICROCOMP SYSTEMS 03 [[Course Descrp.](#)]

Call	Sec	Res	Days	Time	Bldg/Rm	Instructor
04760-6	D	**	M W F	0330-	DL 0305	BABIC*G

677 INTRO CPTR NETWORK 03 [[Course Descrp.](#)]

Call	Sec	Res	Days	Time	Bldg/Rm	Instructor
04761-1	D		M W F	0930-	MP 1015	XUAN*D

677M INTRO CPTR NETWORK 03 [[Course Descrp.](#)]

Call	Sec	Res	Days	Time	Bldg/Rm	Instructor
04762-7	D	**	M W F	0930-	MP 1015	XUAN*D

680 INTRO ANALYSIS ALG 03 [[Course Descrp.](#)]

Call	Sec	Res	Days	Time	Bldg/Rm	Instructor
04763-2	D		M W F	1030-	RA 0100	MATHIAS*H

680M INTRO ANALYSIS ALG 03 [[Course Descrp.](#)]

Call	Sec	Res	Days	Time	Bldg/Rm	Instructor
04764-8	D	**	M W F	1030-	RA 0100	MATHIAS*H

694G GROUP STUDIES 03 [[Course Descrp.](#)]

Call	Sec	Res	Days	Time	Bldg/Rm	Instructor
04803-1	D		T R	0930-1045	MQ 0160	SHEN*H

694L GROUP STUDIES 03 [[Course Descrp.](#)]

Call	Sec Res	Days	Time	Bldg/Rm	Instructor
04804-6	D	M W F	0930-	DL 0266	CRAWFIS*R

694Z GROUP STUDIES 03 [[Course Descrp.](#)]

Call	Sec Res	Days	Time	Bldg/Rm	Instructor
18854-7	L	T R	0500-0618	DL 0357	PARTHASARATH

725 COMPUT&UNSOLVABLYTY 03 [[Course Descrp.](#)]

Call	Sec Res	Days	Time	Bldg/Rm	Instructor
04805-1	D	M W F	1230-	DL 0305	SUPOWIT*K

725M COMPUT&UNSOLVABLYTY 03 [[Course Descrp.](#)]

Call	Sec Res	Days	Time	Bldg/Rm	Instructor
04806-7	D **	M W F	1230-	DL 0305	SUPOWIT*K

731 KNOWLEGE-BSD SYSTM 04 [[Course Descrp.](#)]

Call	Sec Res	Days	Time	Bldg/Rm	Instructor
-------------	----------------	-------------	-------------	----------------	-------------------

04807-2 D M W 0530-0648 DL 0266 MIKKILINENI

731M KNOWLEGE-BSD SYSTM 04 [[Course Descrp.](#)]

Call Sec Res Days Time Bldg/Rm Instructor

04808-8 D ** M W 0530-0648 DL 0266 MIKKILINENI

737 PROSEM IN COG SCI 02 [[Course Descrp.](#)]

Call Sec Res Days Time Bldg/Rm Instructor

04809-3 D R 1230-0218 LZ 0002 TODD*J

739 KNOW-BASED SYS ENG 03 [[Course Descrp.](#)]

Call Sec Res Days Time Bldg/Rm Instructor

D W 1230- CL 0183 ADELI*H

04810-2 D F 0100-0245 BO 0437 ADELI*H

755 PROGRAMS LANGUAGES 03 [[Course Descrp.](#)]

Call Sec Res Days Time Bldg/Rm Instructor

04811-8 D M W F 0930- DL 0305 SOUNDARAJAN

755M PROGRAMS LANGUAGES 03 [[Course Descrp.](#)]

Call	Sec	Res	Days	Time	Bldg/Rm	Instructor
04812-3	D	**	M W F	0930-	DL 0305	SOUNDARAJAN

758 SOFTWARE ENGR PROJ 04 [[Course Descrp.](#)]

Call	Sec	Res	Days	Time	Bldg/Rm	Instructor
04813-9	D		T R	0930-1045	DL 0305	RAMNATH*R

758M SOFTWARE ENGR PROJ 04 [[Course Descrp.](#)]

Call	Sec	Res	Days	Time	Bldg/Rm	Instructor
04814-4	D	**	T R	0930-1045	DL 0305	RAMNATH*R
04815-0	D	**	T R	0530-0645	DL 0264	CLINE*A

758N SOFTWARE ENGR PROJ 04 [[Course Descrp.](#)]

Call	Sec	Res	Days	Time	Bldg/Rm	Instructor
04816-5	D		T R	0530-0645	DL 0264	CLINE*A

762 ADV OPER SYS LAB 03 [[Course Descrp.](#)]

Call	Sec	Res	Days	Time	Bldg/Rm	Instructor
-------------	------------	------------	-------------	-------------	----------------	-------------------

04817-1 D M W F 1030- DL 0266 MAMRAK*S

762M ADV OPER SYS LAB 03 [[Course Descrp.](#)]

Call Sec Res Days Time Bldg/Rm Instructor

04818-6 D ** M W F 1030- DL 0266 MAMRAK*S

763 INTR DISTRIBTD CPT 03 [[Course Descrp.](#)]

Call Sec Res Days Time Bldg/Rm Instructor

04819-1 D T R 1130-1245 DL 0266 SIVILOTTI*P

763M INTR DISTRIBTD CPT 03 [[Course Descrp.](#)]

Call Sec Res Days Time Bldg/Rm Instructor

04820-1 D ** T R 1130-1245 DL 0266 SIVILOTTI*P

775 COMPUTER ARCH 03 [[Course Descrp.](#)]

Call Sec Res Days Time Bldg/Rm Instructor

04821-6 D T R 1130-1245 DL 0369 PANDA*D

775M COMPUTER ARCH 03 [[Course Descrp.](#)]

Call	Sec	Res	Days	Time	Bldg/Rm	Instructor
04822-1	D	**	T R	1130-1245	DL 0369	PANDA*D

777 TELECOMMUNIC NETWK 03 [[Course Descrp.](#)]

Call	Sec	Res	Days	Time	Bldg/Rm	Instructor
04823-7	D		M W F	0330-	DL 0264	DURRESI*A

777M TELECOMMUNIC NETWK 03 [[Course Descrp.](#)]

Call	Sec	Res	Days	Time	Bldg/Rm	Instructor
04824-2	D	**	M W F	0330-	DL 0264	DURRESI*A

784 GEOMETRIC MODELING 03 [[Course Descrp.](#)]

Call	Sec	Res	Days	Time	Bldg/Rm	Instructor
04826-3	D		M W F	0130-	DL 0266	DEY*T

784M GEOMETRIC MODELING 03 [[Course Descrp.](#)]

Call	Sec	Res	Days	Time	Bldg/Rm	Instructor
04827-9	D	**	M W F	0130-	DL 0266	DEY*T

788H04 INT ST-ARTFICL INT 03 [[Course Descrp.](#)]

Call	Sec Res	Days	Time	Bldg/Rm	Instructor
04828-4	D	T R	0930-1045	DL 0266	WANG*D

788A08 INT ST-COM ORGZATN 03 [[Course Descrp.](#)]

Call	Sec Res	Days	Time	Bldg/Rm	Instructor
04829-0	D	M W F	0830-	DL 0266	XUAN*D

788G11 INT ST-PRL&DIST CM 03 [[Course Descrp.](#)]

Call	Sec Res	Days	Time	Bldg/Rm	Instructor
04830-9	D	T R	0130-0245	DL 0266	SADAYAPPAN*P

788J14 INT ST-CM GRAPHICS 03 [[Course Descrp.](#)]

Call	Sec Res	Days	Time	Bldg/Rm	Instructor
04831-4	D	M W F	1130-	DL 0266	PARENT*R

875 ADV COMPUTR ARCH 03 [[Course Descrp.](#)]

Call	Sec Res	Days	Time	Bldg/Rm	Instructor
-------------	----------------	-------------	-------------	----------------	-------------------

04867-1 D M W F 0230- DL 0266 LAURIA*M

875M ADV COMPUTR ARCH 03 [[Course Descrp.](#)]

Call	Sec Res	Days	Time	Bldg/Rm	Instructor
------	---------	------	------	---------	------------

04868-7 D	**	M W F	0230-	DL 0266	LAURIA*M
-----------	----	-------	-------	---------	----------

888.02 ADV ST-INF & DB SY 02 [[Course Descrp.](#)]

Call	Sec Res	Days	Time	Bldg/Rm	Instructor
------	---------	------	------	---------	------------

04870-1 S			ARR -		CANCELLED
-----------	--	--	-------	--	-----------

888H02 ADV ST-INF & DB SY 02 [[Course Descrp.](#)]

Call	Sec Res	Days	Time	Bldg/Rm	Instructor
------	---------	------	------	---------	------------

04869-2 S			ARR -		FERHATOSMANO
-----------	--	--	-------	--	--------------

888F04 ADV ST-ARTFICL INT 01-05 [[Course Descrp.](#)]

Call	Sec Res	Days	Time	Bldg/Rm	Instructor
------	---------	------	------	---------	------------

04871-7 S			ARR -		CANCELLED
-----------	--	--	-------	--	-----------

888X06 ADV ST-OP SYS&PRGM 02 [[Course Descrp.](#)]

Call	Sec Res	Days	Time	Bldg/Rm	Instructor
04872-2	S	F	0330-0518	DL 0266	MAMRAK*S

888F07 ADV ST-PRG LNGUAGS 01-05 [[Course Descrp.](#)]

Call	Sec Res	Days	Time	Bldg/Rm	Instructor
04873-8	S	ARR	-		SOUNDARAJAN

888G07 ADV ST-PRG LNGUAGS 01-05 [[Course Descrp.](#)]

Call	Sec Res	Days	Time	Bldg/Rm	Instructor
04874-3	S	ARR	-		BAUMGARTNER

888X07 ADV ST-PRG LNGUAGS 01-05 [[Course Descrp.](#)]

Call	Sec Res	Days	Time	Bldg/Rm	Instructor
04875-9	S	MTWRF	0330-0448	DL 0480	

888P08 ADV ST-COM ORGZATN 03 [[Course Descrp.](#)]

Call	Sec Res	Days	Time	Bldg/Rm	Instructor
04876-4	S	ARR	-		PANDA*D

888R08 ADV ST-COM ORGZATN 03 [[Course Descrp.](#)]

Call	Sec Res	Days	Time	Bldg/Rm	Instructor
04877-0	S		ARR -		LAURIA*M

888E11 ADV ST-PRL&DIST CM 02-03 [[Course Descrp.](#)]

Call	Sec Res	Days	Time	Bldg/Rm	Instructor
04878-5	S	T	0430-0618	DL 0317	ARORA*A

888G11 ADV ST-PRL&DIST CM 02-03 [[Course Descrp.](#)]

Call	Sec Res	Days	Time	Bldg/Rm	Instructor
04879-1	S		ARR -		SIVILOTTI*P

888I11 ADV ST-PRL&DIST CM 02-03 [[Course Descrp.](#)]

Call	Sec Res	Days	Time	Bldg/Rm	Instructor
04880-0	S		ARR -		AGRAWAL*G

888J11 ADV ST-PRL&DIST CM 02-03 [[Course Descrp.](#)]

Call	Sec Res	Days	Time	Bldg/Rm	Instructor
04881-5	S		ARR -		SADAYAPPAN*P

888K11 ADV ST-PRL&DIST CM 02-03 [[Course Descrp.](#)]

Call	Sec Res	Days	Time	Bldg/Rm	Instructor
	S		ARR -		SADAYAPPAN*P
04882-1	S		ARR -		BAUMGARTNER*

888P11 ADV ST-PRL&DIST CM 02-03 [[Course Descrp.](#)]

Call	Sec Res	Days	Time	Bldg/Rm	Instructor
04883-6	S		ARR -		CANCELLED

888A12 ADV ST-SOFTWAR ENG 02 [[Course Descrp.](#)]

Call	Sec Res	Days	Time	Bldg/Rm	Instructor
19080-8	S		ARR -		ROUNTEV*A

888G12 ADV ST-SOFTWAR ENG 02 [[Course Descrp.](#)]

Call	Sec Res	Days	Time	Bldg/Rm	Instructor
04884-1	S		ARR -		BAUMGARTNER

888Z12 ADV ST-SOFTWAR ENG 02 [[Course Descrp.](#)]

Call	Sec Res	Days	Time	Bldg/Rm	Instructor
04885-7	S	R	0130-0318	DL 0698	WEIDE*B

888.14 ADV ST-CM GRAPHICS 02 [[Course Descrp.](#)]

Call	Sec Res	Days	Time	Bldg/Rm	Instructor
04889-9	S		ARR -		CANCELLED

888F14 ADV ST-CM GRAPHICS 02 [[Course Descrp.](#)]

Call	Sec Res	Days	Time	Bldg/Rm	Instructor
	S	T	0230-	DL 0705	WENGER*R
04886-2	S		ARR -		DEY*T

888J14 ADV ST-CM GRAPHICS 02 [[Course Descrp.](#)]

Call	Sec Res	Days	Time	Bldg/Rm	Instructor
04888-3	S		ARR -		SHEN*H

888L14 ADV ST-CM GRAPHICS 02 [[Course Descrp.](#)]

Call	Sec Res	Days	Time	Bldg/Rm	Instructor
04887-8	S		ARR -		MACHIRAJU*R

888X14 ADV ST-CM GRAPHICS 02 [[Course Descrp.](#)]

Call	Sec Res	Days	Time	Bldg/Rm	Instructor
04890-8	S		ARR -		PARENT*R

894U GROUP STUDIES 03 [[Course Descrp.](#)]

Call	Sec Res	Days	Time	Bldg/Rm	Instructor
19151-6	D	T R	0330-0445	DL 0280	KHAN*F

Contact instr/dept for courses: [693](#) , [793](#) , [999](#) , [H783](#)

[Comp.Theory FAQ](#)

[The Alan Turing Internet Scrapbook](#)

[Index to finite-state machine software, products, and projects](#)

[LEX and YACC](#)

Queries to dictionary of computing:

FINAL EXAMINATION SCHEDULE FOR SPRING 1998

Office of the University Registrar

CLASSES MEETING ON:

*Daily *Mon Tue Wed Thu , *Mon Tue Wed Fri , *Mon Tue Thu Fri , *Mon Wed Fri , *Mon Tue Wed
 Mon Tue Thu , Mon Tue Fri *Mon Tue , *Mon Wed , *Mon Thu , *Mon Fri , *Mon only (**Wed see note below)*

AT THESE TIMES:		WILL HAVE THEIR FINALS ON:	
7:30 AM	Wed, June 10	7:30 am - 9:18 am
8:30 AM	Thur, June 11	7:30 am - 9:18 am
9:30 AM	Mon, June 8	7:30 am - 9:18 am
10:30 AM	Tues, June 9	7:30 am - 9:18 am
11:30 AM	Wed, June 10	11:30 am - 1:18 pm
12:30 PM	Thur, June 11	11:30 am - 1:18 pm
1:30 PM	Mon, June 8	11:30 am - 1:18 pm
2:30 PM	Tues, June 9	11:30 am - 1:18 pm
3:30 PM	Mon, June 8	3:30 pm - 5:18 pm
4:30 PM	Wed, June 10	3:30 pm - 5:18 pm

CLASSES MEETING ON:

*Tue Wed Thu Fri , *Tue Wed Thu , *Tue Wed Fri , *Tue Thu Fri
 Tue Thu , *Tue Wed , *Tue Fri , *Tue only (**Thu see note below)

AT THESE TIMES:		WILL HAVE THEIR FINALS ON:	
7:30 AM	Wed, June 10	9:30 am - 11:18 am

8:30 AM	Thur, June 11	9:30 am - 11:18 am
9:30 AM	Mon, June 8	9:30 am - 11:18 am
10:30 AM	Tues, June 9	9:30 am - 11:18 am
11:30 AM	Wed, June 10	1:30 pm - 3:18 pm
12:30 PM	Thur, June 11	1:30 pm - 3:18 pm
1:30 PM	Mon, June 8	1:30 pm - 3:18 pm
2:30 PM	Tues, June 9	1:30 pm - 3:18 pm
3:30 PM	Tues, June 9	3:30 pm - 5:18 pm
4:30 PM	Thur, June 11	3:30 pm - 5:18 pm

****NOTE: classes starting on Wednesday Or Thursday, and meeting for more than one hour, are treated as exceptions and must schedule their exams according to the **SECOND HOUR** of class.**

Students should confirm examination periods for individual classes with each instructor before making other commitments during finals week. Instructors shall announce any approved deviation to the published final examination schedule during the first week of classes and make appropriate arrangements for students with exam conflicts created by such deviation.

Classes starting with Monday or Tuesday in the meeting days must use the first hour of the class period to determine their final examination time. For example, a class that meets on MTWF from 1:30 to 3 p.m. should use 1:30 p.m. instead of 2:30 pm. when determining the time for the final exam.

Classes starting with Wednesday or Thursday in the meeting days, and meeting for more than 1 hour, should use the second hour of the class period in determining the exam hour. For example, a class that meets on WRF from 1:30 to 3 p.m. should use 2:30 p.m. instead of 1:30 pm. to determining the time for the final exam.

Classes starting on Wednesday or Thursday for one hour may have a conflict with M or T classes.

Contact the Instructor or the Scheduling Office to determine conflicts.

For classes that meet on Friday or Saturday only, instructors should ask their department scheduling contact to contact the Scheduling Office to arrange a time and a room for the final exam.

Classes that meet on the hour are assumed to have started at the beginning of the previous half hour. Thus, a MWF 8:00 a.m. class will have the same exam time as a MWF 7:30 a.m. class.

COMMON EVENING FINAL EXAMS

Common final examinations are restricted to evening hours of 5:30 - 7:18 p.m. and 7:30 - 9:18 p.m. during the first three days of the examination period. All requests for Common Finals should have College and Departmental approval and be submitted in writing to the Scheduling Office by September 18, 1996.

EVENING CLASSES

Classes that start at 5:30 p.m. or after are

scheduled for a two-hour final exam at class time on the first class meeting day that falls within finals week.

Instructors Note: For evening classes that meet for less than two hours, and start at 5:30 p.m. or after, but before 7:30 p.m., survey your students for a possible conflict with another class. Should a problem exist, reach an acceptable alternate time with the entire class and contact your department chairperson to initiate a request to the Scheduling Office (292-1616) for a change of final exam time.

WEEKEND EXAMINATIONS

Weekend University courses should have their final examinations on the last class meeting date in the regularly scheduled classroom.

OSU LIMA, MANSFIELD, MARION, NEWARK, AND ATI EXAMINATIONS

The final examination schedule for OSU Lima, Mansfield, Marion, Newark, and ATI will be published separately by each campus office.

[University Registrar](#) | [Course and Academic Information](#) | [The Ohio State University](#)

NAME _____

CIS 625: Mid Term Exam

We, Nov 4, 1998, 50 minutes

Open Notes, Open Books

The exam consists of four problems

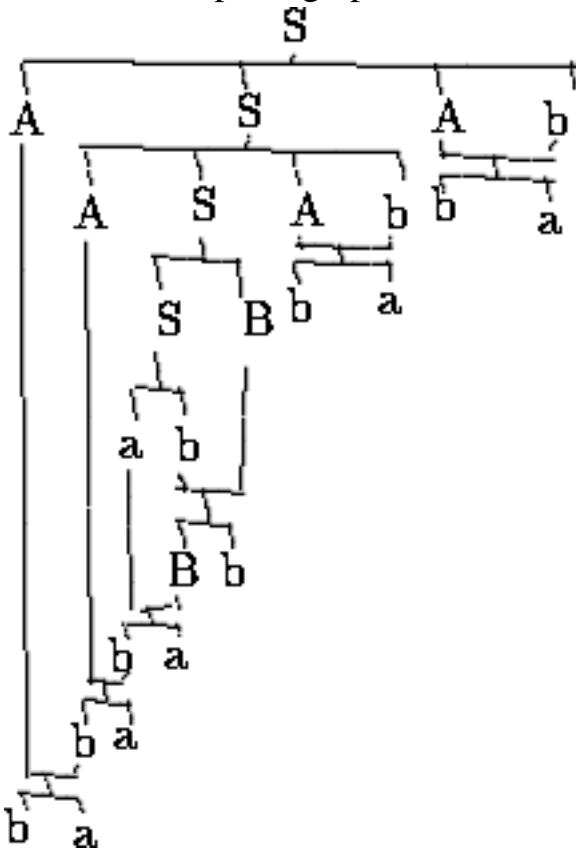
Answers not appearing in designated spaces WILL NOT be graded

- [Problem #1](#) (10 points)

Let G be a grammar consisting just of the production rules used in the following parsing graph.

a. List the production rules of G .

b. Find a parse graph for baabba in G .



- [Problem #2](#) (10 points) Write a program that outputs an input value v which, for some i , appears at locations i and $i + v$ in the input.

Example On input "6, 5, 3, 1, 8, 3, 5" the program may output "3" or "5".

- [Problem #3](#) (10 points) Give the transition diagram of a finite state transducer that computes the following relation.

$\{(x, y) \mid x \text{ and } y \text{ are in } \{a, b, c\}^*, \text{ and } x \text{ is obtained from } y \text{ by removing the characters that are equal to their predecessors}\}$

Example On input “abacac” the transducer may output “aabbbaacaacc”.

- [Problem #4](#) (10 points) Give the transition diagram of a deterministic finite state automaton accepting the language generated by the following grammar.

$$S \rightarrow aB$$

$$\rightarrow e$$

$$A \rightarrow bA$$

$$\rightarrow bS$$

$$B \rightarrow bB$$

$$\rightarrow aA$$

$$\rightarrow bS$$

[[grades](#)]

NAME _____

CIS 625: Mid Term Exam

Mo, May 3, 1999, 50 minutes

Open Notes, Open Books

The exam consists of four problems

Answers not appearing in designated spaces WILL NOT be graded

- [Problem #1](#) (10 points) Give a grammar that produces the following language.

$$\{x\#y \mid x \text{ and } y \text{ are over } \{a, b\} \text{ and } (\text{the number of } a\text{'s in } x) > (\text{the number of } a\text{'s in } y) \}$$

- [Problem #2](#) (10 points) Write a program that on a given input outputs a value v which appears at location i from the end of the input, where $i \neq v$.

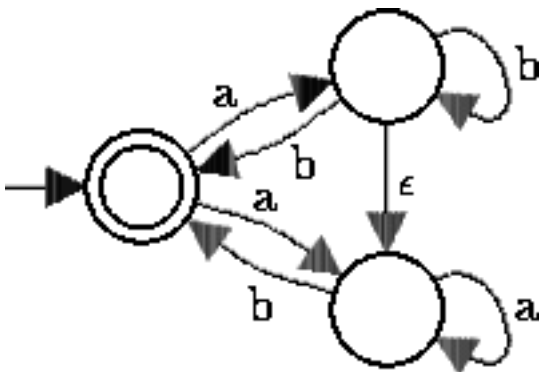
Example On input “4, 5, 3, 1” we can have “5” or “3” as output values, but not “4” or “1”..

- [Problem #3](#) (10 points) Give the transition diagram of a finite state transducer that computes the following relation.

$$\{(x, y) \mid x \text{ and } y \text{ are in } \{a, b\}^*, \text{ and there is an } i \text{ such that } x \text{ and } y \text{ agree on their } i\text{'th characters}\}$$

Example The outputs “aa” and “bbba” are allowed for input “aba”, but “ba” is not allowed.

- [Problem #4](#) (10 points) Transform the following finite state automaton into a deterministic finite state automaton.

[grades](#)

NAME _____

1-4 CHARACTERS CODE(if you want your final grade posted) _____

CIS 625: Final Exam

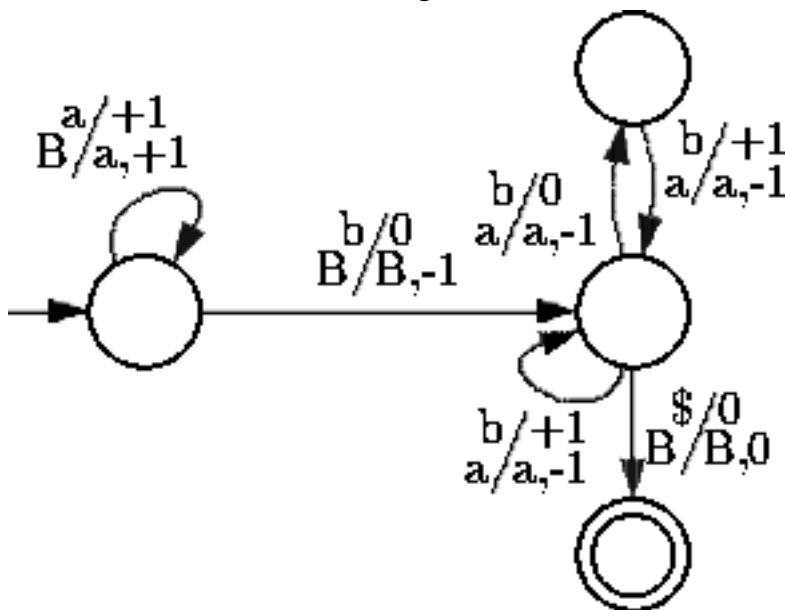
1:50 minutes

Open Notes, Open Books

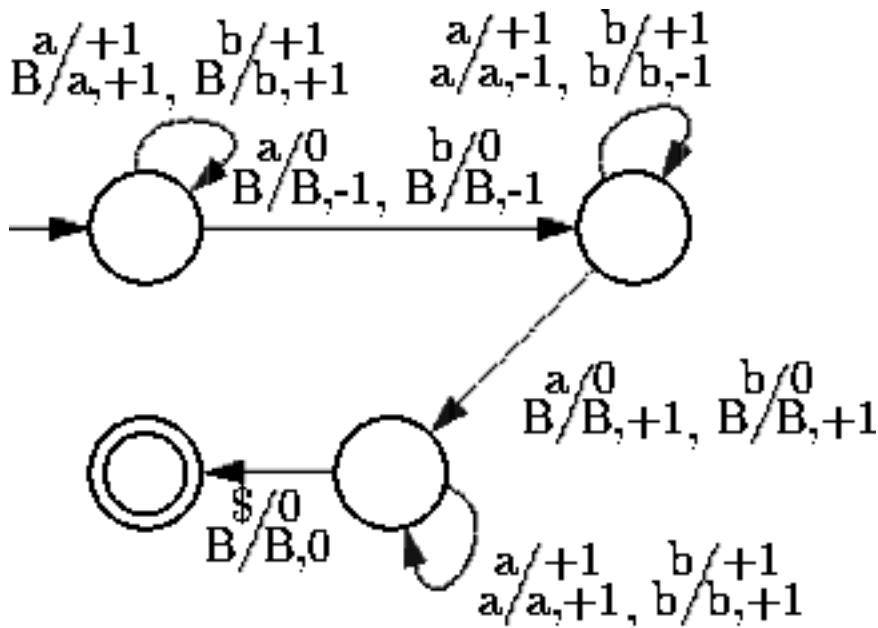
The exam consists of four problems

Answers not appearing in designated spaces WILL NOT be graded

- [Problem #1](#) (10 points) For each of the following cases, determine the language accepted by the



Turing machine. (a)



(b)

- [Problem #2](#) (10 points) Give the transition diagram of a deterministic pushdown automaton that accepts the language generated by the following grammar.

$$\begin{aligned} S &\rightarrow aABb \\ &\rightarrow bBAa \\ A &\rightarrow aB \\ &\rightarrow b \\ B &\rightarrow bS \\ &\rightarrow a \end{aligned}$$

- [Problem #3](#) (10 points) Find a type 3 grammar for the complement of the language that the following grammar generates.

$$\begin{aligned} S &\rightarrow aA \\ &\rightarrow bB \\ &\rightarrow a \\ A &\rightarrow aA \\ &\rightarrow bB \\ &\rightarrow a \\ B &\rightarrow aS \\ &\rightarrow b \end{aligned}$$

- [Problem #4](#) (10 points) Use the pumping lemma to show that the following language is not regular.

$$\{\alpha\alpha^{r+1}\alpha \mid \alpha \text{ is over } \{a, b\}\}$$

NAME _____

1-4 CHARACTERS CODE(if you want your final grade posted) _____

CIS 625: Final Exam

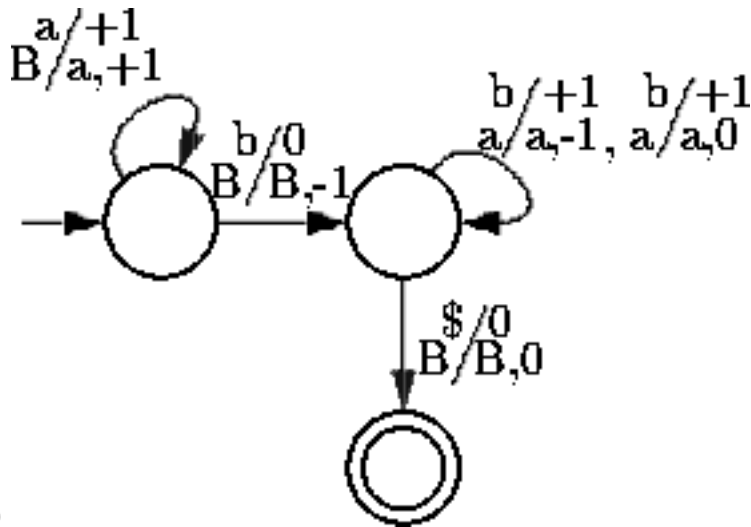
1:50 minutes

Open Notes, Open Books

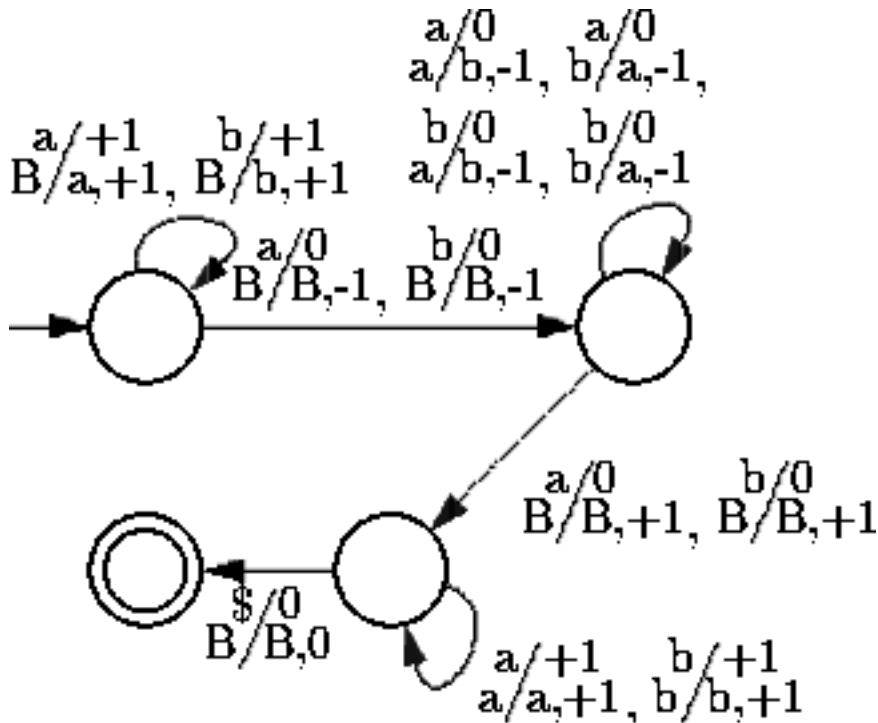
The exam consists of four problems

Answers not appearing in designated spaces WILL NOT be graded

- [Problem #1](#) (10 points) For each of the following cases, determine the language accepted by the

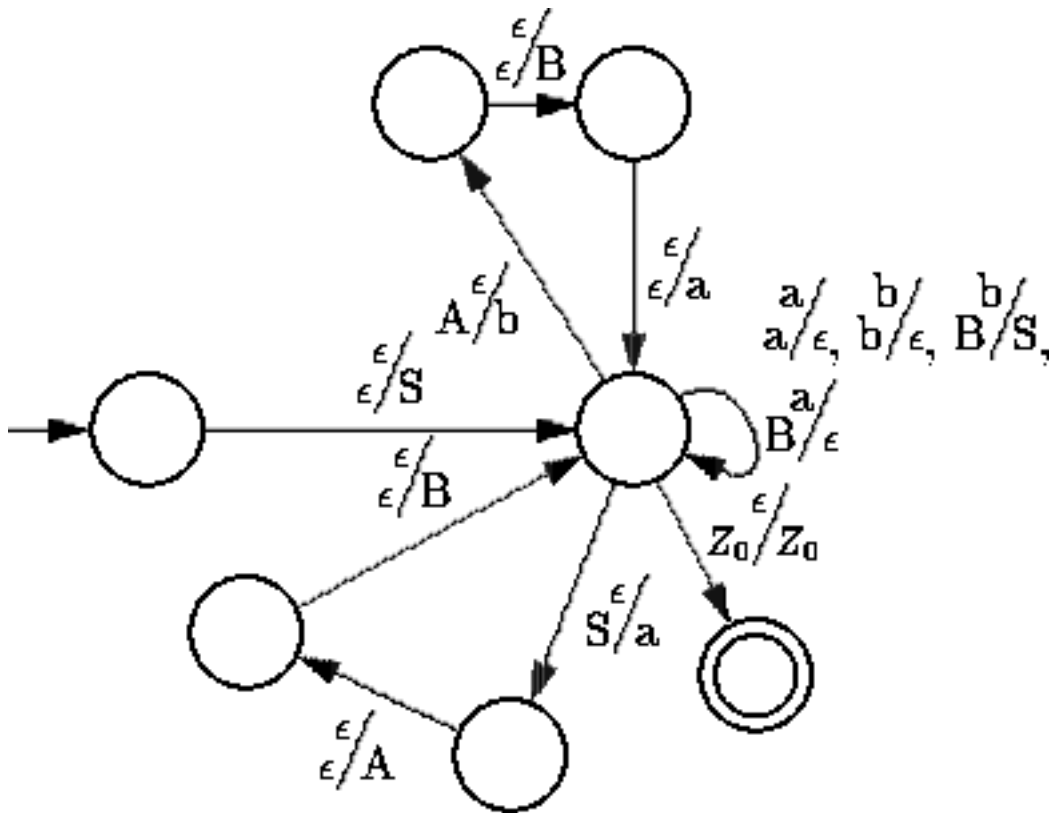


Turing machine. (a)



(b)

- **Problem #2** (10 points) Provide a deterministic recursive decent program for the language accepted by the following pushdown automaton.



- **Problem #3** (10 points) Let G be the grammar whose production rules are listed below. Give a finite state automaton accepting the following language.

$$L = \{\alpha \mid \alpha \text{ is over } \{a, b\}, \text{ and a prefix of } \alpha \text{ is in } L(G)\}$$

$$S \rightarrow aA$$

$$\rightarrow bB$$

$$\rightarrow a$$

$$A \rightarrow aA$$

$$\rightarrow bB$$

$$\rightarrow a$$

$$B \rightarrow aS$$

$$\rightarrow b$$

- **Problem #4** (10 points) Use the pumping lemma to show that the following language is not context free.

$$\{\alpha \# \beta \mid \alpha \text{ is over } \{a, b\}, \text{ and } \beta \text{ is a substring of } \alpha\}$$

[\[course grades\]](#)

Sketch of Solutions to Exercises

1.1.1

(a)

Unary alphabets

 $\{a\}, \{b\}, \{c\}$

Binary alphabets

 $\{a,b\}, \{b,a\}, \{a,c\}, \{c,a\}, \{b,c\}, \{c,b\}$

Other alphabets

 $\{a,b,c\}, \{a,c,b\}, \{b,a,c\}, \{b,c,a\}, \{c,a,b\}, \{c,b,a\}$

(b)

Unary

t

Binary

t(t-1)

1.1.2

(a)

 ϵ, a, b, ab, ba

(b)

aaa, aab, aba, abb, baa, bab, bba, bbb

1.1.3

(a)

 $\alpha\beta = aab, \beta\alpha = aba, \alpha^2 = aa, \alpha^0\beta^2 = abab, \alpha^2\beta^2\epsilon = aaabab$

(b)

 $\alpha = \epsilon, \beta = abb; \alpha = a, \beta = bb; \alpha = ab, \beta = b; \alpha = abb, \beta = \epsilon$

1.1.4

(a)

 $\epsilon, 0, 01, 011, 0110, 01101$

(b)

 $\epsilon, 0, 1, 11, 111, 1111, 011110$

1.1.5 r^t

1.1.6

(a)

$$\epsilon, a, a^2, a^3, a^4, a^5, \dots, a^{19}$$

(b)

$$\epsilon, a, b, c, aa, ab, ac, ba, bb, bc, ca, cb, cc, aaa, aab, aac, aba, abb, abc, aca$$

1.1.7

(a)

$$S_1 = \{\epsilon, a, a^2, a^3, \dots, a^{t-1}\} \text{ hence } S_1 \cap S_2 = S_1$$

(b)

$$|S_2| = (1 \text{ string of length } 0) + (3 \text{ string of length } 1) + (9 \text{ string of length } 2) + (27 \text{ string of length } 3) \\ + (81 \text{ string of length } 4) + \text{the following 3 strings of length } 5: \text{aaaaa, aaaab, aaaba}; \text{ hence } S_1 \cap S_2 \\ = \epsilon, a, a^2, a^3, a^4, a^5.$$

1.1.8 A representation f of Σ^* for the i 'th element in the canonically ordered set S^* can satisfy the following condition, according to the case.

(a)

$$f(\epsilon) = \{ \text{the } i\text{'th element in the canonically ordered set } \{0,1\}^* \}$$

(b)

$$f(\epsilon) = \{ \text{the } i\text{'th element in the canonically ordered set } \{1\}^* \}$$

1.1.9 $i/j \rightarrow 1^i 0^j$

1.1.10 For a given binary representation f_1 take $f_2(\epsilon) = \{1^i 0^j \mid i \geq 0\} f_1(\epsilon)$

1.1.11

(a)

$$f(\epsilon) = \{0\} f_1(\epsilon) \cup \{1\} f_2(\epsilon)$$

(b)

$$f(\epsilon) = \{1|\alpha|0|\beta|\alpha \text{ in } f_1(\epsilon), \beta \text{ in } f_2(\epsilon)\}$$

(c)

$$f(\epsilon) = \{1|\alpha_1|0|\alpha_1|1|\alpha_2|0|\alpha_2|\dots|1|\alpha_k|0|\alpha_k|k \geq 0, \alpha_1, \dots, \alpha_k \text{ in } f_1(\epsilon)\}$$

1.1.12 Assume to the contrary the existence of a binary representation f . Denote by $\min\{f(\alpha)\}$ the binary string which appears first in the canonical ordering of $f(\alpha)$. Assume an ordering on the real numbers $\alpha_1, \alpha_2, \alpha_3, \dots$ such that α_i precedes α_j if and only if $\min\{f(\alpha_i)\}$ precedes $\min\{f(\alpha_j)\}$ in the canonical ordering of the binary strings. Then consider the real number α whose k 'th digit is different

from the k 'th digit of α_k for all $k > 1$. It follows that $\min\{f(\alpha_k)\}$, and hence $f(\alpha)$, is not defined for α .

Sketch of Solutions to Exercises

1.2.1

- (a) $0, 1^*$
- (b) \emptyset
- (c) \overline{L}
- (d) $\{1, 00, 01, 10, 11, 000, \dots\}$
- (e) $\{\epsilon, 0, 10, 00, 010, 100, 1010\}$
- (f) $\{(\epsilon, \epsilon), (e, 0), (e, 10), (0, e), (0, 0), (0, 10), (10, e), (10, 0), (10, 10)\}$

1.2.2

One symbol	$S \rightarrow \epsilon$
Two symbols	$S \rightarrow a$ $Sa \rightarrow \epsilon$ $aS \rightarrow \epsilon$ $SS \rightarrow \epsilon$
Three symbols	$S \rightarrow aa$ $\rightarrow aS$ $\rightarrow Sa$ $\rightarrow SS$ $Sa \rightarrow a$ $\rightarrow S$ $aS \rightarrow a$ $\rightarrow S$ $SS \rightarrow a$ $\rightarrow S$ $Saa \rightarrow \epsilon$ $aSa \rightarrow \epsilon$

$$\begin{array}{l}
 aaS \rightarrow \epsilon \\
 SSa \rightarrow \epsilon \\
 SaS \rightarrow \epsilon \\
 aSS \rightarrow \epsilon \\
 SSS \rightarrow \epsilon
 \end{array}$$

1.2.3

(a)

aS, Sa, aSbSaS, SaaSbS

(b)

$$\begin{array}{l}
 S \Rightarrow aSbS \Rightarrow abS \Rightarrow ab \\
 S \Rightarrow aSbS \Rightarrow aSb \Rightarrow ab
 \end{array}$$

(c)

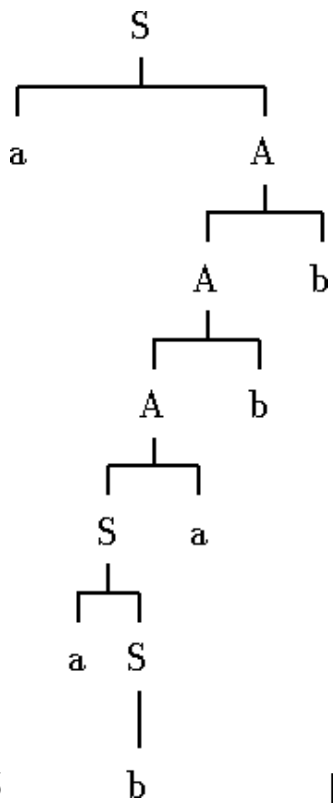
ϵ , S, ab, abS, aSb, aSbS, aabb, abab

1.2.4

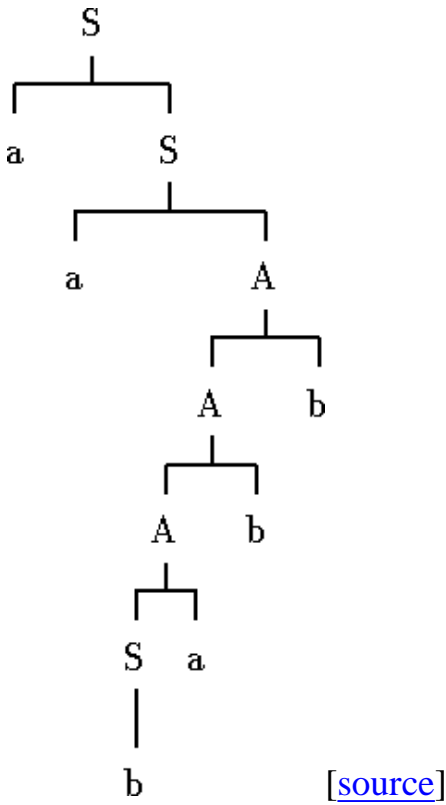
$$\begin{array}{l}
 S \\
 S \Rightarrow AS \\
 S \Rightarrow AS \Rightarrow aaS \\
 S \Rightarrow AS \Rightarrow aaS \Rightarrow aaAS \\
 S \Rightarrow AS \Rightarrow aaS \Rightarrow abb \\
 S \Rightarrow AS \Rightarrow AAS \\
 S \Rightarrow AS \Rightarrow AAS \Rightarrow aaAS \\
 S \Rightarrow AS \Rightarrow AAS \Rightarrow AaaS \\
 S \Rightarrow AS \Rightarrow AAS \Rightarrow AAAS
 \end{array}$$

1.2.5

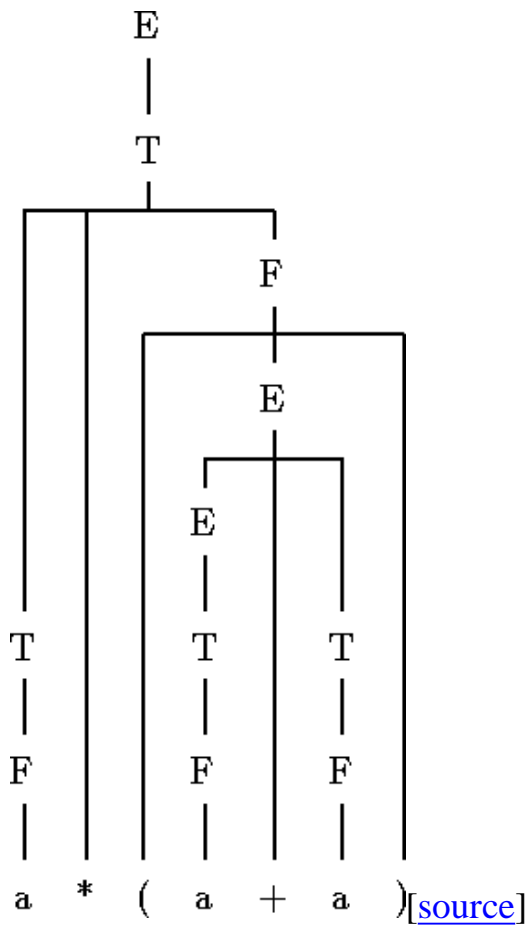
- (a) aa, bb, aaaa, abba, baab, bbbb, aabb, bbaa
- (b) aa, bb, aaaa, abab, bbbb, baba



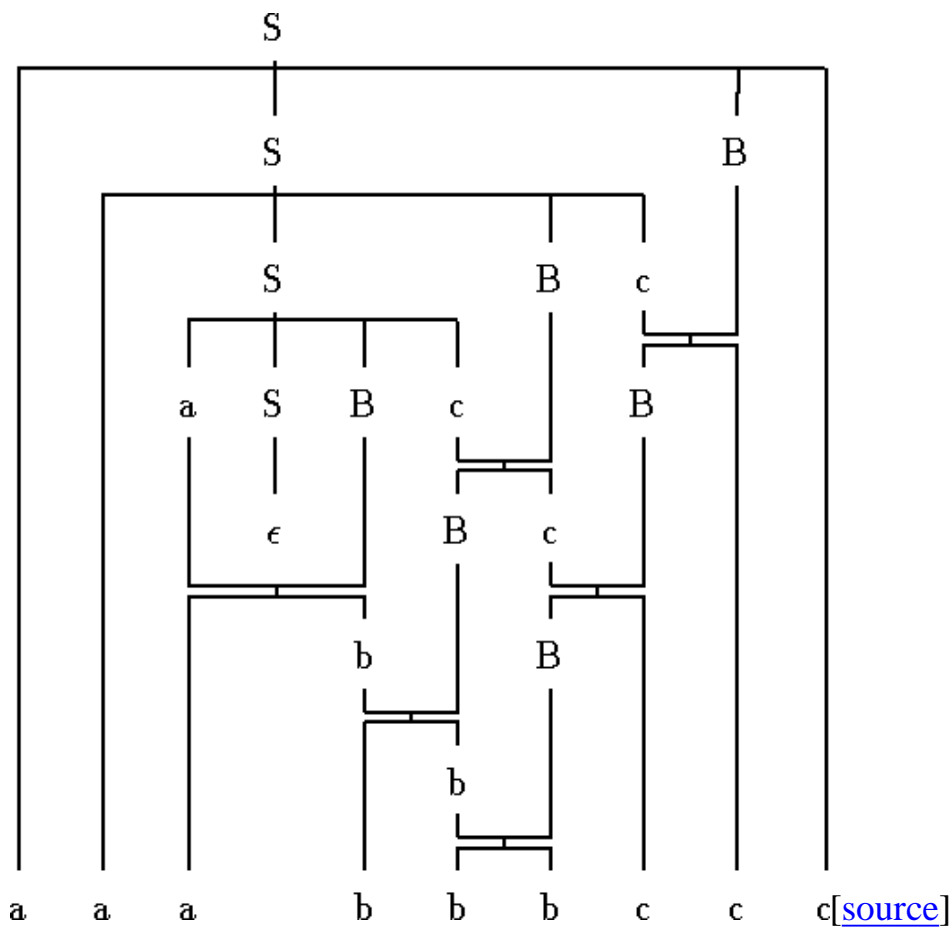
1.2.6 [\[source\]](#)



1.2.7 [\[source\]](#)



1.2.8



1.2.9

(a)

$$\begin{aligned} S &\rightarrow OS \\ &\rightarrow 1S \\ &\rightarrow 01 \end{aligned}$$

(b)

$$\begin{aligned} S &\rightarrow 01 S \\ &\rightarrow 10 S \\ &\rightarrow \epsilon \end{aligned}$$

(c)

$$\begin{aligned} S &\rightarrow BaB \\ &\rightarrow AbA \\ A &\rightarrow aA \\ &\rightarrow \epsilon \\ B &\rightarrow bB \\ &\rightarrow \epsilon \end{aligned}$$

(d)

$$\begin{aligned}
 S &\rightarrow 0S1 \\
 &\rightarrow 0S \\
 &\rightarrow \epsilon
 \end{aligned}$$

(e)

$$\begin{aligned}
 S &\rightarrow 0S0 \\
 &\rightarrow 1S1 \\
 &\rightarrow \epsilon \\
 &\rightarrow 0 \\
 &\rightarrow 1
 \end{aligned}$$

(f)

$$\begin{aligned}
 S &\rightarrow 1S \\
 &\rightarrow 0A \\
 &\rightarrow \epsilon \\
 A &\rightarrow 0A \\
 &\rightarrow 110A \\
 &\rightarrow \epsilon
 \end{aligned}$$

(g)

$$\begin{aligned}
 S &\rightarrow XXXS \\
 &\rightarrow XX \\
 &\rightarrow X \\
 X &\rightarrow 0 \\
 &\rightarrow 1
 \end{aligned}$$

(h)

$$\begin{aligned}
 S' &\rightarrow \epsilon \\
 &\rightarrow aA \\
 &\rightarrow bB \\
 A &\rightarrow aS \\
 &\rightarrow bC \\
 B &\rightarrow \epsilon \\
 &\rightarrow aS \\
 &\rightarrow bC \\
 C &\rightarrow bB \\
 &\rightarrow aA
 \end{aligned}$$

(i)

$$S \rightarrow \epsilon$$

$\rightarrow bS$ $\rightarrow aA$ $A \rightarrow \epsilon$ $\rightarrow aA$ $\rightarrow bB$ $B \rightarrow \epsilon$ $\rightarrow aA$

(j)

 $S \rightarrow aSa$ $\rightarrow BSB$ $\rightarrow \#$ $aB \rightarrow Ba$ $Ba \rightarrow aB$ $B \rightarrow b$

(k)

 $S \rightarrow aBSCd$ $\rightarrow \epsilon$ $BC \rightarrow bc$ $Ba \rightarrow aB$ $Bb \rightarrow bb$ $dC \rightarrow Cd$ $cC \rightarrow cc$

(l)

 $S \rightarrow LXR$ $X \rightarrow aXa$ $\rightarrow C$ $L \rightarrow LA\#$ $\rightarrow \epsilon$ $R \rightarrow \#AR$ $\rightarrow \epsilon$ $C \rightarrow \#ARC$ $\rightarrow \#$ $A \rightarrow aA$ $\rightarrow \epsilon$

(m)

$$\begin{aligned}
S &\rightarrow abXS \\
&\rightarrow Y \\
Xab &\rightarrow aabbX \\
Xaa &\rightarrow aXa \\
Xbb &\rightarrow bXb \\
Xba &\rightarrow bXa \\
X &\rightarrow Y \\
Y &\rightarrow \epsilon
\end{aligned}$$

1.2.10 With no loss of generality assume that N_1 and N_2 are mutually disjoint.

(a)

$$\begin{aligned}
N_3 &= N_1 \\
\Sigma_3 &= \Sigma_1 \\
P_3 &= \{\alpha^{\text{rev}} \rightarrow \beta^{\text{rev}} \mid \alpha \rightarrow \beta \text{ in } P_1\} \\
S_3 &= S_1
\end{aligned}$$

(b)

With no loss of generality assume that S_3 is not in $N_1 \cup N_2$.

$$\begin{aligned}
N_3 &= N_1 \cup N_2 \cup \{S_3\} \\
\Sigma_3 &= \Sigma_1 \cup \Sigma_2 \\
P_3 &= P_1 \cup P_2 \cup \{S_3 \rightarrow S_1, S_3 \rightarrow S_2\}
\end{aligned}$$

(c)

With no loss of generality assume that

1. S_3 is not in $N_1 \cup N_2$
2. Each production rule $\alpha \rightarrow \beta$ in $P_1 \cup P_2$ contains only nonterminal symbols in α .

$$\begin{aligned}
N_3 &= N_1 \cup N_2 \cup \{S_3\} \\
\Sigma_3 &= \Sigma_1 \cup \Sigma_2 \\
P_3 &= P_1 \cup P_2 \cup \{S_3 \rightarrow S_1S_2\}
\end{aligned}$$

(d)

With no loss of generality assume that

1. S_3 and X are not in N_1
2. Each production rule $\alpha \rightarrow \beta$ in P_1 contains only nonterminal symbols in α .

$$N_3 = N_1 \cup \{S_3, X\}$$

$$S_3 = S_1$$

$$P_3 = P_1 \cup \{S'_3 \rightarrow \epsilon, S'_3 \rightarrow S_1, S'_3 \rightarrow S_1XS'_3\} \cup \{aXb \rightarrow ab \mid a, b \text{ in } \Sigma_3\}$$

(e)

With no loss of generality assume that

1. X_a is not in $N_1 \cup N_2$ for each a in Σ_1
2. Y_a is not in $N_1 \cup N_2$ for each a in Σ_2

$$N_3 = N_1 \cup N_2 \cup \{X_a \mid \text{for each } a \text{ in } \Sigma_1\} \cup \{Y_a \mid \text{for each } a \text{ in } \Sigma_2\}$$

$$\Sigma_3 = \Sigma_1 \cup \Sigma_2$$

$$P_3 = \{\alpha' \rightarrow \beta' \mid \alpha \rightarrow \beta \text{ in } P_1, \alpha'\beta' \text{ is obtained from } \alpha\beta \text{ by replacing each terminal symbol } a \text{ with nonterminal symbol } X_a\} \cup \{\alpha' \rightarrow \beta' \mid \alpha \rightarrow \beta \text{ in } P_2, \alpha'\beta' \text{ is obtained from } \alpha\beta \text{ by replacing each terminal symbol } a \text{ with nonterminal symbol } Y_a\} \cup \{X_aY_b \rightarrow Y_bX_a \mid a \text{ in } \Sigma_1, b \text{ in } \Sigma_2\} \cup \{X_aY_a \rightarrow a \mid a \text{ in } \Sigma_1 \cap \Sigma_2\}$$

1.2.11 With no loss of generality it can be assumed that the start symbol S does not appear in any right hand side of the production rules of P_1 . Denote by A_0, A_1, \dots, A_k the nonterminal symbols of G_1 . Let SA^iS replace A_i for $i \geq 1$.

1.2.12

Leftmost $S \Rightarrow aSA$
 $\Rightarrow abSBA$
 $\Rightarrow abbSBBA$
 $\Rightarrow abbXBBA$
 $\Rightarrow abbXbBA$
 $\Rightarrow abbXBbA$
 $\Rightarrow abbXbbA$
 $\Rightarrow abbXbAb$
 $\Rightarrow abbXAbb$
 $\Rightarrow abbabb$

Non leftmost $S \Rightarrow aSA$
 $\Rightarrow abSBA$
 $\Rightarrow abbSBBA$
 $\Rightarrow abbXBBA$

$\Rightarrow abbXbBA$ $\Rightarrow abbXBbA$ $\Rightarrow abbXBAb$ $\Rightarrow abbXbAb$ $\Rightarrow abbXAbb$ $\Rightarrow abbabb$ **1.2.13**

(a)

 $\{S \rightarrow \epsilon\}$

(b)

 $\{S \rightarrow ab\}, \{S \rightarrow abAS\}, \{S \rightarrow \epsilon, S \rightarrow ab\}, \{S \rightarrow ab, S \rightarrow abAS\}$

(c)

 $\{bA \rightarrow aS\}, \{S \rightarrow abAS, bA \rightarrow aS\}, \{bA \rightarrow aS, S \rightarrow ab\}, \{S \rightarrow ab, S \rightarrow abAS, bA \rightarrow aS\}$

```
\Draw  
\Tree()  
2,S//  
0,a & 2,A//  
2,A & 0,b //  
2,A & 0,b //  
2,S & 0,a //  
0,a & 1,S //  
0,b//  
)  
\EndDraw
```

```
\Draw  
\Tree()(  
2,S//  
0,a & 2,S//  
0,a & 2,A //  
2,A & 0,b //  
2,A & 0,b //  
1,S & 0,a //  
0,b//  
)  
\EndDraw
```

```

\Draw

\TextNode(1){%
  \Text(--\ifx #1\Null
    \vbox to 0pt{\vss\hrule depth 3pt height 5pt width 0.75pt\vss}
    \else #1\strut \fi--)}
\let\Null=@

\Tree()(
1,E//
3,T//
1,\Null & 1,\Null & 3,F//
1,\Null & 1,\Null & 1,\Null & 3,E & 1,\Null //
1,\Null & 1,\Null & 1,\Null & 1,E & 1,\Null & 1,\Null & 1,\Null//
1,T & 1,\Null & 1,\Null & 1,T & 1,\Null & 1,T & 1,\Null//
1,F & 1,\Null & 1,\Null & 1,F & 1,\Null & 1,F & 1,\Null//
0,a & 0,* & 0,{(} & 0,a & 0,+ & 0,a & 0,\hbox{)}//
)
\EndDraw

```

```

\Draw
\Scale(0.3,0.3)
\Define\HVVEdge(2){
  \MoveToNode(#1,0,-1) \Move(0,-10) \FcNode(a)
  \Edge(#1,a) \HVEdge(a,#2)
}
\GridDiagramSpec(\Node)(\HVVEdge)

\Define\E(6){
  \MoveToLoc(#5)
  \CSeg[0.5]\Move(#5,#6) \MarkLoc(a) \Move(10,0) \MarkLoc(b)
  \MoveToLL(a,b)(#1,#4) \MarkLoc(A)
  \MoveToLL(a,b)(#2,#3) \MarkLoc(B)
  \CSeg[0.5]\Move(B,A) \FcNode(X)
  \Move(0,2) \MarkLoc(A)
  \Move(0,-4) \MarkLoc(B)
  \VVEdge(X,#1,A) \VVEdge(X,#3,A)
  \VVEdge(X,#2,B) \VVEdge(X,#4,B)
}
\GridDiagram(8,10)()(())(
  & & & S,+1..+0,+1..+5,+7..-3,+7..+6 & & & & & & //
  & & & S,+1..+0,+1..+3,+6..-2,+1..+4 & & & & & & B & //
  & & & S,+1..+0,+1..+1,+1..-1,+1..+2 & & & & B & c & & //
  & & a & S,+1..+0 & B & c & & B & & & //
  & & & $\epsilon$ & & B & c & & & & //
  & & & & b & & B & & & & //
  & & & & & b & & & & & //
a & a & a & & b & b & b & c & c & c //
)

\Scale(3,3)

% nodes of edges must be give top down
% edge 1 edge 2 mid point
\E(1..8,3..7, 2..7,7..8, 2..7,3..7)
\E(2..6,4..5,3..5,4..6,3..5,4..5)
\E(3..7,5..6,4..6,7..7,4..6,5..6)
\E(3..2,5..4,3..4,7..2,5..4,4..3)
\E(4..5,7..4,5..4,6..5,5..4,6..5)
\E(6..5,7..6,5..6,7..5,6..5,7..5)
\EndDraw

```

Sketch of Solutions to Exercises

1.3.1

“2,2”: €, “2,2”

“3,2”: €, “2”, “3”, “3,2”

1.3.2

“2,2”: 2

“3,2’: none

1.3.3

```
(a)  v := ?
      write v
      do
        read x
        if x = v + 2 then reject
      until x = v
      do
        if eof then accept
        read x
        if x = v + 2 then reject
      until false
```

```
(b)  v1 := ?
      do
        v2 := v1 - 2
        write v2
      or
        v2 := v1 + 2
        write v1
      until true
      do
        read x
        until x = v1
      do
        read x
```

```

until x = v2
do
  if eof then accept
  read x
until false

```

(c) $v := ?$

```

write v
do
  if eof then accept
  read x
until x = v
do
  if eof then accept
  read x
until x = v
do
  read x
until x = v
do
  if eof then accept
  read x
until false

```

(d)

```

count := 0
do
  do
    read x
    count := count + 1
  until count := x
  do
    write x
    do
      if eof then accept
      read x
    until false
  or
    x := x
  until true
until false

```



```

(e)  v := ?
      if v = 0 then reject
      write v
      count := 0
      do
        read x
        if v = x then
          count := count + 1
      until count = v
      do
        if eof then accept
        read x
      until x = v

(f)  do
      repeat := ?
      do
        read x
      until repeat = x
      do
        read x
      until repeat = x
      do
        if eof then accept
        read x
      until false
    or
      hole := ?
      before := 0
      after := 0
      do
        if before = after = 1 then
          if eof then accept
          read x
          if x < hole then
            before := 1
          if x > hole then
            after := 1
          until x = hole
      until true

```

1.3.4

- (a) `miss := ?`
`do`
 `if eof then accept`
 `read x`
`or`
 `x := ?`
 `write x`
`until x = miss`
- (b) `read x`
`do`
 `y := ?`
 `write y`
`or`
 `write x`
 `do`
 `if eof then accept`
 `read x`
 `until false`
`until false`

1.3.5

```
do
  P1
or
  P2
until true
```

1.3.6

$$(1, \langle 0, 0 \rangle, \langle \rangle, \langle 1, 2, 1 \rangle, \langle \rangle) \vdash (2, \langle 1, 0 \rangle, \langle \rangle, \langle 1, 2, 1 \rangle, \langle \rangle)$$

$$\vdash (3, \langle 1, 0 \rangle, \langle \rangle, \langle 1, 2, 1 \rangle, \langle 1 \rangle)$$

$$\vdash (4, \langle 1, 0 \rangle, \langle \rangle, \langle 1, 2, 1 \rangle, \langle 1 \rangle)$$

$$\vdash (5, \langle 1, 1 \rangle, \langle 1 \rangle, \langle 2, 1 \rangle, \langle 1 \rangle)$$

$\vdash (6, \langle 1, 1 \rangle, \langle 1 \rangle, \langle 2, 1 \rangle, \langle 1 \rangle)$

$\vdash (7, \langle 1, 1 \rangle, \langle 1 \rangle, \langle 2, 1 \rangle, \langle 1 \rangle)$

Sketch of Solutions to Exercises

1.4.1

1.4.2

1.4.3

(a)

For a given $G = \langle N, \Sigma, P, S \rangle$ and a string w try all derivations $S \Rightarrow \gamma_1 \Rightarrow \gamma_2 \Rightarrow \dots \Rightarrow \gamma_i$ for $i \geq 1$ until the string $w = \gamma_i$ is encountered.

(b)

For a given $G = \langle N, \Sigma, P, S \rangle$ try all derivations $S \Rightarrow \gamma_1 \Rightarrow \gamma_2 \Rightarrow \dots \Rightarrow \gamma_i$ until a string of terminal symbols is encountered.

1.4.4 For a given (G, x) try all derivations $S \Rightarrow^* \gamma$ s.t. $|\gamma| \leq |x|$.

1.4.5 For a grammar G let $L_i(G)$ denote the set of all strings in $L(G)$ of length i . For the given (G_1, G_2) determine $L_i(G_1)$ and $L_i(G_2)$, $i = 0, 1, 2, \dots$. Declare $G_1 \neq G_2$ when an i such that $L_i(G_1) \neq L_i(G_2)$ is reached.

1.4.6 Type 3 grammars are special cases of type 0 grammars. As a result

- Decidability of the emptiness problem for type 0 grammars implies decidability of the emptiness problem for type 3 grammars.
- Undecidability of the emptiness problem for type 3 grammar implies undecidability of the emptiness problem for type 0 grammars.

Consequently, (a) No. (b) Yes. (c) Yes (d) No.

1.4.7

(a)

Given $Q(x_1, \dots, x_n)$ try all assignments to (x_1, \dots, x_n) in canonical ordering, i.e.,

0, ..., 0	0's only
0, ..., 1	0's and 1's only
.	
.	
.	

1, ..., 1
0, ..., 2 0's, 1's, and 2's only
.
.
.
2, ..., 2
.
.
.

(b)

Given (P_1, P_2) try all inputs to P_1 and P_2 in canonical ordering.

Sketch of Solutions to Exercises

$$1.5.1 \quad x \cdot y = 2^{(\log_2 x + \log_2 y)}$$

1.5.2 Each instance P of the nonemptiness problem can be transformed into an instance (P', ϵ) of the emptiness problem, where P' is P with each 'read x ' instruction being replaced by an ' $x := ?$ ' instruction.

1.5.3 For each instance $Q(x_1, \dots, x_n)$ of Hilbert's tenth problem provide a program P_Q that accepts exactly those inputs that solve $Q(x_1, \dots, x_n) = 0$.

1.5.4 For an instance of the form

$$\begin{aligned}
 Q_1(\dots) &= 0 \\
 &\vdots \\
 Q_m(\dots) &= 0
 \end{aligned}$$

generate an instance of the form

$$Q_1^2(\dots) + \dots + Q_m^2(\dots).$$

1.5.5

(a)

For a given instance G of K_1 generate an instance $(G, S \rightarrow S)$ of K_2 .

(b)

For a given instance (G, x) of K_1 generate an instance (G_1, G_2) of K_2 , where $L(G_1) = L(G) \cap \{x\}$ and $L(G_2) = \{x\}$.

Sketch of Solutions to Exercises

Sketch of Solutions to Exercises

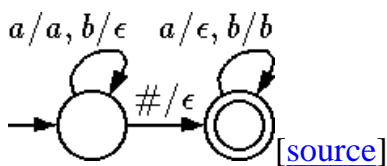
2.2.1

$$\begin{aligned}
 (\# \text{ of states}) &\leq (\# \text{ of instructions}) \cdot (\text{size of domain})^{(\# \text{ of variables})} \\
 &\leq km^k
 \end{aligned}$$

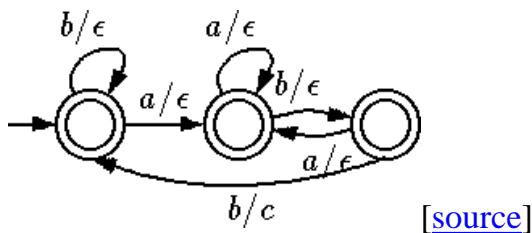
2.2.2

2.2.3

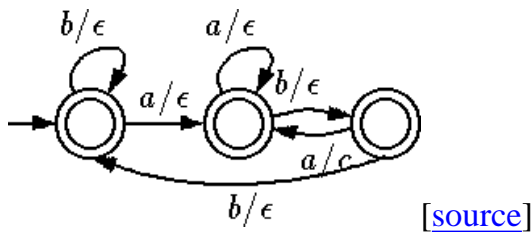
(a)



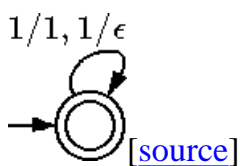
(b)



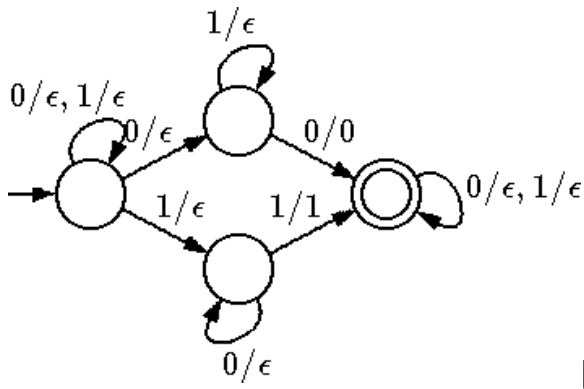
(c)



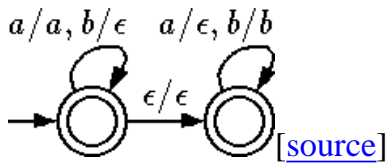
(d)



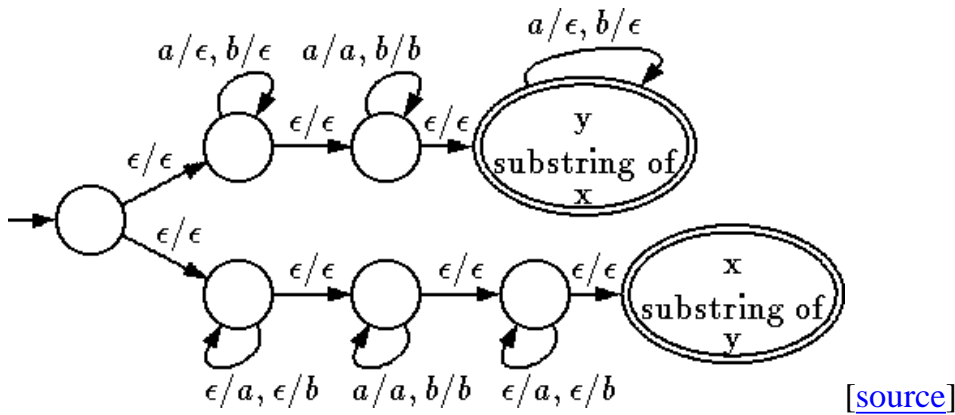
(e)



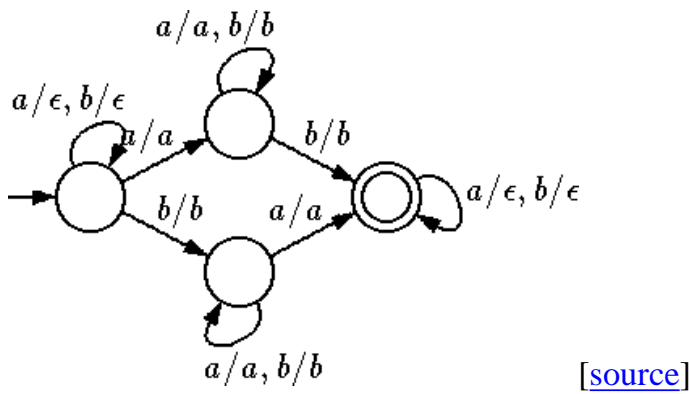
(f)



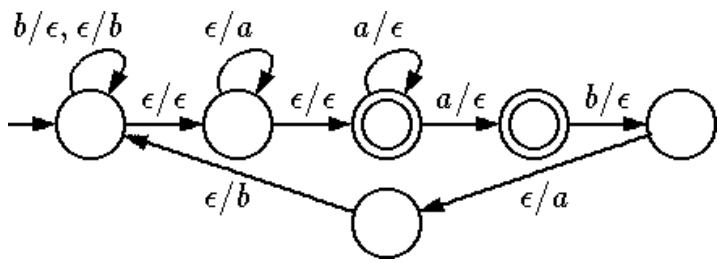
(g)



(h)

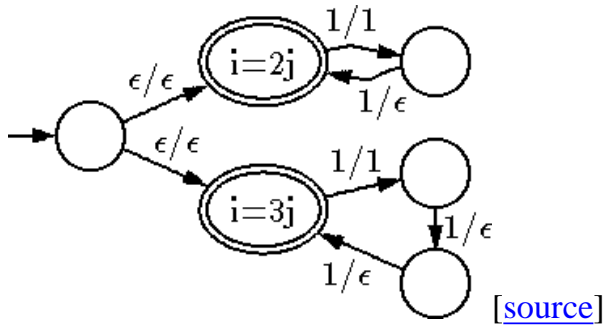


(i)



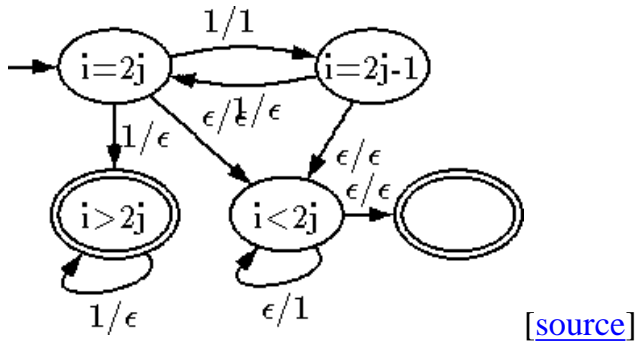
[source]

(j)



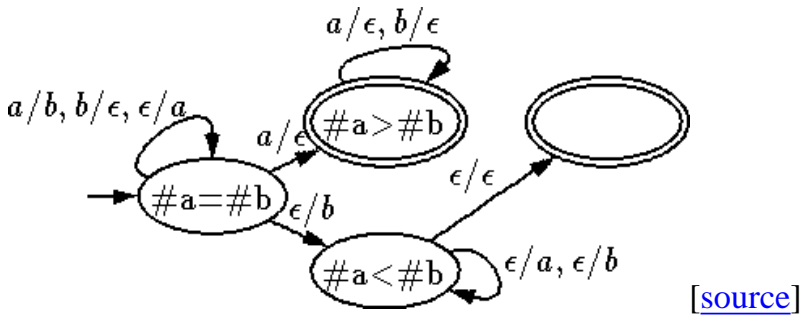
[source]

(k)



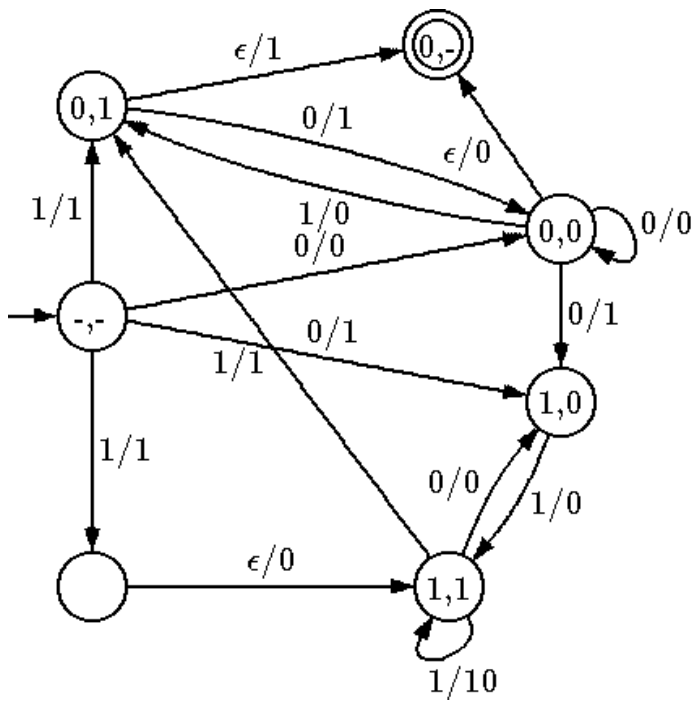
[source]

(l)



[source]

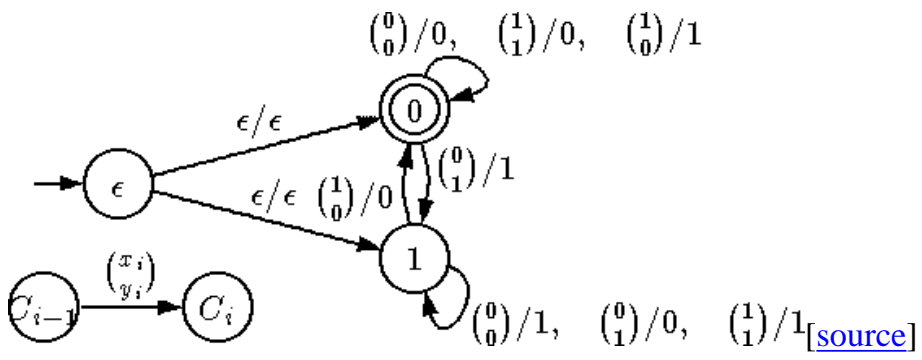
(m)



$$\begin{aligned}
 3(x_1 \dots x_n) &= 0x_1x_2 \dots x_n \\
 &+ \\
 &x_1x_2 \dots x_n0 \\
 C_{i-1}, X_{i-1} &\longrightarrow C_i, X_i
 \end{aligned}$$

[source]

(n)



[source]

2.2.4

2.2.5

2.2.6 $(q_00101, \epsilon) \vdash (0q_1101, a) \vdash (01q_001, aa) \vdash (010q_11, aaa) \vdash (0101q_2, aaa)$

2.2.7

```
\Draw
\StateDiagrams
\Diagram
  ( 0,0,0
  )(
  1,60,0
  )(
  0,1,$\#/\epsilon$,
  & 0,0,90,{$a/a,b/\epsilon$}
  & 1,1,90,{$a/\epsilon,b/b$}
  )
\EndDraw
```

```
\Draw
\StateDiagrams
\Diagram
  ( -1,0,0
  )(
    0,0,0
  & 1,60,0
  & 2,120,0
  )(
    0,1,$a/\epsilon$,
  & 1,2,$b/\epsilon$, $a/\epsilon$
  & 0,0,90,{$b/\epsilon$}
  & 1,1,90,{$a/\epsilon$}
  )

\CurvedEdgeAt(2,0,-1,0,0,-1)(200,0.3,-20,0.3) \EdgeLabel(--$b/c$--)

\EndDraw
```

```
\Draw
\StateDiagrams
\Diagram
  ( -1,0,0
  )(
    0,0,0
  & 1,60,0
  & 2,120,0
  )(
    0,1,$a/\epsilon$,
  & 1,2,$b/\epsilon$, $a/c$
  & 0,0,90,{$b/\epsilon$}
  & 1,1,90,{$a/\epsilon$}
  )

\CurvedEdgeAt(2,0,-1,0,0,-1)(200,0.3,-20,0.3) \EdgeLabel(--$b/\epsilon$--)

\EndDraw
```

```
\Draw
\StateDiagrams
\Diagram
  ( -1,0,0
  )(
    0,0,0
  )(
    0,0,90,{1/1,1/\epsilon$}
  )
\EndDraw
```

```
\Draw
\StateDiagrams
\Diagram
  (
    0,0,0
    & 1,60,30
    & 2,60,-30
  )(
    3,120,0
  )(
    0,1,$0/\epsilon$,
    & 1,3,$0/0$,
    & 0,2,$1/\epsilon$,
    & 2,3,$1/1$,
%
    & 0,0,90,{$0/\epsilon,1/\epsilon$}
    & 1,1,90,{$1/\epsilon$}
    & 2,2,-90,{$0/\epsilon$}
    & 3,3,0,{$0/\epsilon,1/\epsilon$}
  )
\EndDraw
```



```
\Draw
\StateDiagrams
\Diagram
  ( -1,0,0
  )(
    0,0,0
  & 1,60,0
  )(
    0,1,$\epsilon/\epsilon$,
  & 0,0,90,{$a/a,b/\epsilon$}
  & 1,1,90,{$a/\epsilon,b/b$}
  )
\EndDraw
```

```

\Draw
\StateDiagrams
\StateSpec(,106,,+,42,25)
\baselineskip=0.5\baselineskip
\Diagram
(
  0,0,0
& 1,60,30
& 2,120,30
& 4,60,-30
& 5,120,-30
& 6,180,-30
)(
  3,y~~substring~of~~x,200,30
& 7,x~~substring~of~~y,260,-30
)(
  0,1,$\epsilon/\epsilon$,
& 1,2,$\epsilon/\epsilon$,
& 2,3,$\epsilon/\epsilon$,
& 0,4,$\epsilon/\epsilon$,
& 4,5,$\epsilon/\epsilon$,
& 5,6,$\epsilon/\epsilon$,
& 6,7,$\epsilon/\epsilon$,
%
& 1,1,90,{$a/\epsilon,b/\epsilon$}
& 2,2,90,{$a/a,b/b$}
& 3,3,90,{$a/\epsilon,b/\epsilon$}
& 4,4,-90,{$\epsilon/a,\epsilon/b$}
& 5,5,-90,{$a/a,b/b$}
& 6,6,-90,{$\epsilon/a,\epsilon/b$}
)
\EndDraw

```

source

```
\Draw
\StateDiagrams
\Diagram
  (
    0,0,0
    & 1,60,30
    & 2,60,-30
  )(
    3,120,0
  )(
    0,1,$a/a$,
    & 1,3,$b/b$,
    & 0,2,$b/b$,
    & 2,3,$a/a$,
%
    & 0,0,90,{$a/\epsilon,b/\epsilon$}
    & 1,1,90,{$a/a,b/b$}
    & 2,2,-90,{$a/a,b/b$}
    & 3,3,0,{$a/\epsilon,b/\epsilon$}
  )
\EndDraw
```

```

\Draw
\StateDiagrams
\Diagram
  (
    0,0,0
    & 1,60,0
    & 4,240,0
    & 5,120,-40
  )(
    2,120,0
    & 3,180,0
  )(
    0,1,$\epsilon/\epsilon$,
    & 1,2,$\epsilon/\epsilon$,
    & 2,3,$a/\epsilon$,
    & 3,4,$b/\epsilon$,
    & 4,5,$\epsilon/a$,
    & 5,0,$\epsilon/b$,
%
    & 0,0,90,{$b/\epsilon,\epsilon/b$}
    & 1,1,90,{$\epsilon/a$}
    & 2,2,90,{$a/\epsilon$}
  )
\EndDraw

```

```
\Draw
\StateDiagrams
\StateSpec(,106,,+,23,15)
\Diagram
(
  0,0,0
& 2,140,30
& 4,140,-15
& 5,140,-60
)(
  1,i=2j,70,30
& 3,i=3j,70,-30
)(
  0,1,$\epsilon/\epsilon$,
& 0,3,$\epsilon/\epsilon$,
& 1,2,$1/1$, $1/\epsilon$,
& 3,4,$1/1$,
& 4,5,$1/\epsilon$,
& 5,3,$1/\epsilon$,
)
\EndDraw
```

```

\Draw \StateDiagrams
\StateSpec(+,23,15,+,23,15)
\Diagram
(
  0,i=2j,0,0
& 1,i=2j-1,105,0
& 2,i<2j,70,-60
)(
  3,\null,140,-60
& 4,i>2j,0,-60
)(
  0,1,$1/1$, $1/\epsilon$
& 0,2,$\epsilon/\epsilon$,
& 1,2,$\epsilon/\epsilon$,
& 2,3,$\epsilon/\epsilon$,
& 0,4,$1/\epsilon$,
%
& 2,2,-90,$\epsilon/1$
& 4,4,-90,$1/\epsilon$
)
\EndDraw

```

```

\Draw
\StateDiagrams
\StateSpec(+,30,15,+,30,15)
\Diagram
(
  0,\#a=\#b,0,0
& 2,\#a<$\#b,70,-30
)(
  1,\#a>$\#b,70,30
& 3,\null,160,30
)(
  0,1,$a/\epsilon$,
& 0,2,$\epsilon/b$,
& 2,3,$\epsilon/\epsilon$,
%
& 0,0,120,$a/b,b/\epsilon,\epsilon/a$
& 1,1,90,$a/\epsilon,b/\epsilon$
& 2,2,0,$\epsilon/a,\epsilon/b$
)
\EndDraw

```

```

\Draw
\StateDiagrams
\StateSpec(+,106,,+,103,)
\Diagram
(
  0,{-,-},0,0
& 1,{0,0},190,35
& 2,{0,1},0,85
& 3,{1,0},190,-35
& 4,{1,1},145,-110
& 6,\null,0,-110
%
& 7,\hbox{\$C_{i-1},X_{i-1}\$,290,-60
& 8,\hbox{\$C_i,X_i\$,410,-60
)(
  5,{0,-},140,110
)(
  0,1,\$0/0$,
& 0,2,\$1/1$,
& 0,3,\$0/1$,
& 0,6,\$1/1$,
& 6,4,\$\epsilon/0$,
& 1,5,\$\epsilon/0$,
& 2,5,\$\epsilon/1$,
& 1,2,\$1/0\$, \$0/1$
& 3,4,\$1/0\$, \$0/0$
& 4,2,\$1/1$,
& 1,3,\$0/1$,
%
& 1,1,0,\$0/0$
& 4,4,-90,\$1/10$
%
& 7,8,\null,
)
\MoveToNode(7,-1,1) \Move(0,10) \EntryExit(-1,-1,0,0)
{\baselineskip=9pt
\Text(--%
\hfill\hbox{\$3(x_1\dots x_n) = 0x_1x_2\dots x_n\$}~~
\hfill \hbox{+\phantom{\$x_1x_2\dots x_n 0\$}}~~
\hfill \hbox{\$x_1x_2\dots x_n 0\$}--)
}
\EndDraw

```



```

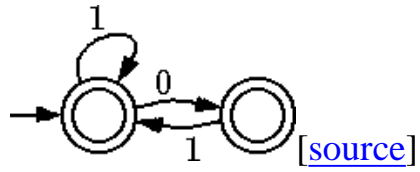
\Draw
\StateDiagrams
\StateSpec(+,106,,+,103,)
\Define\x(3){
  \hbox{\${\#1\choose #2}/#3\$}}
\Diagram
(
  0,\$\epsilon$,0,0
& 2,1,120,-30
%
& 3,\hbox{\$C_{i-1}\$},-30,-50
& 4,\hbox{\$C_i\$},40,-50
)(
  1,0,120,30
)(
  0,1,\$\epsilon/\epsilon$,
& 0,2,\$\epsilon/\epsilon$,
& 1,2,\{\x(0,1,1)\},\{\x(1,0,0)\}
%
& 1,1,45,\{\x(0,0,0),\quad\x(1,1,0),\quad\x(1,0,1)\}
& 2,2,-45,\{\x(0,0,1),\quad\x(0,1,0),\quad\x(1,1,1)\}
%
& 3,4,\hbox{\$x_i\choose y_i\$},
)
\EndDraw

```

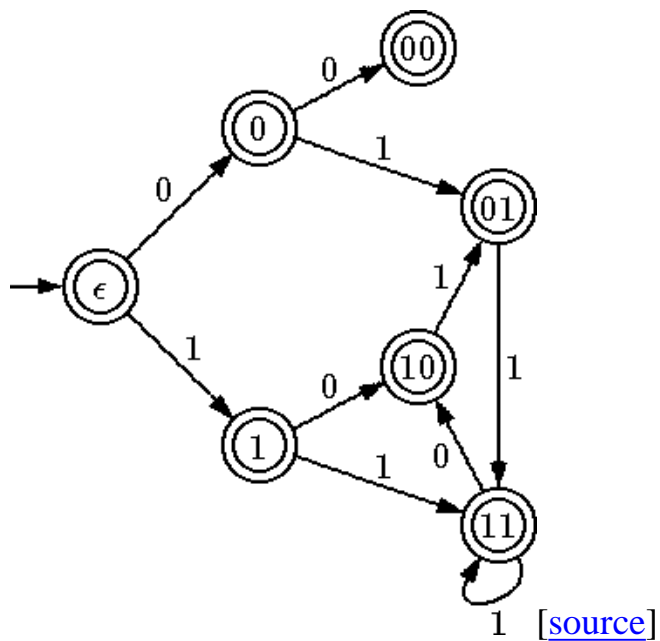
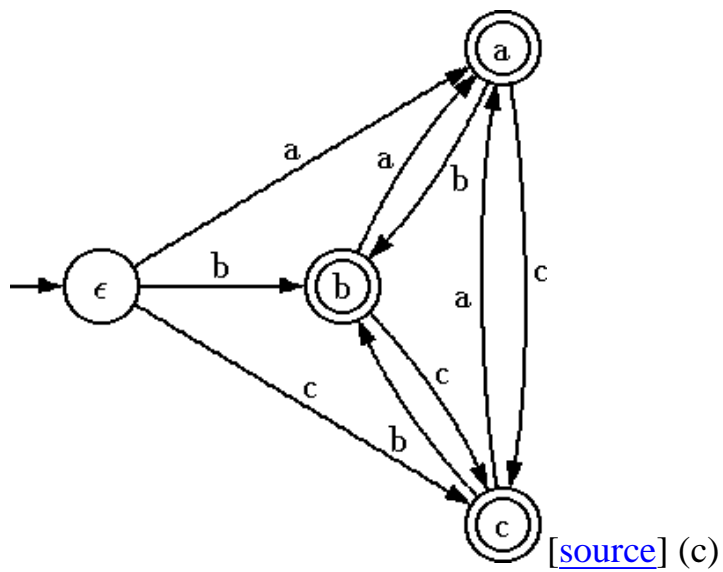
Sketch of Solutions to Exercises

2.3.1

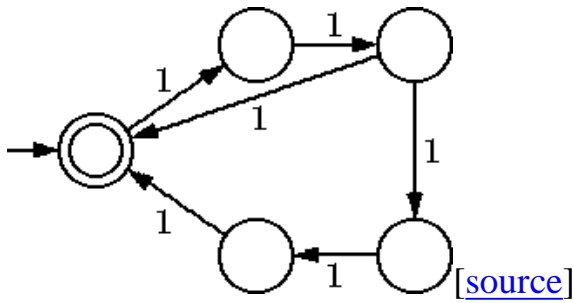
(a)



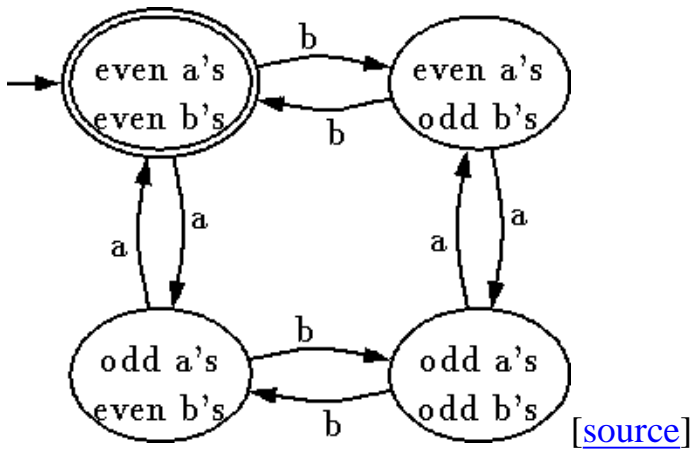
(b)



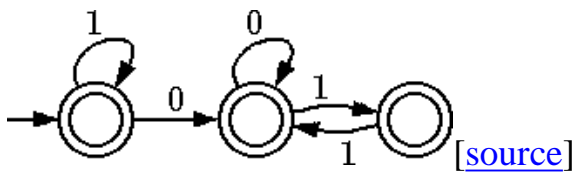
(d)



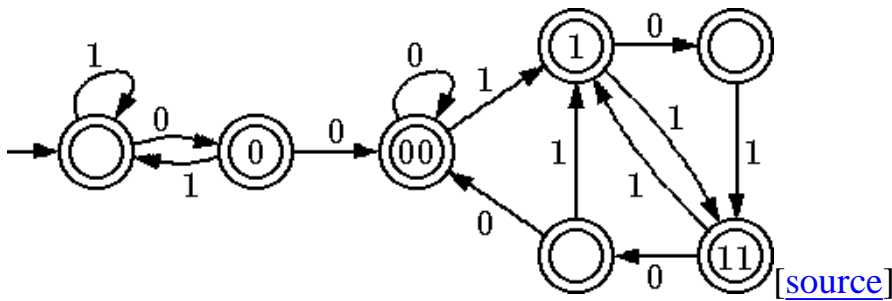
(e)



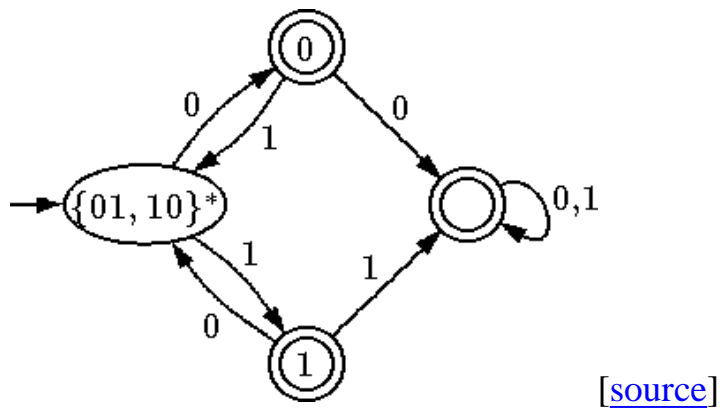
(f)



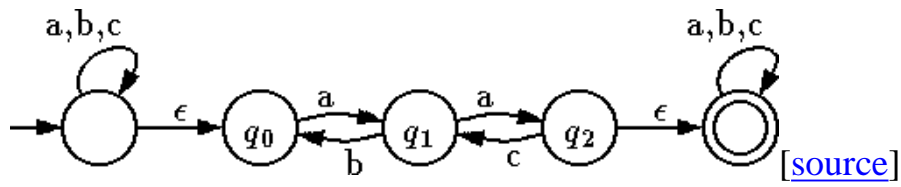
(g)



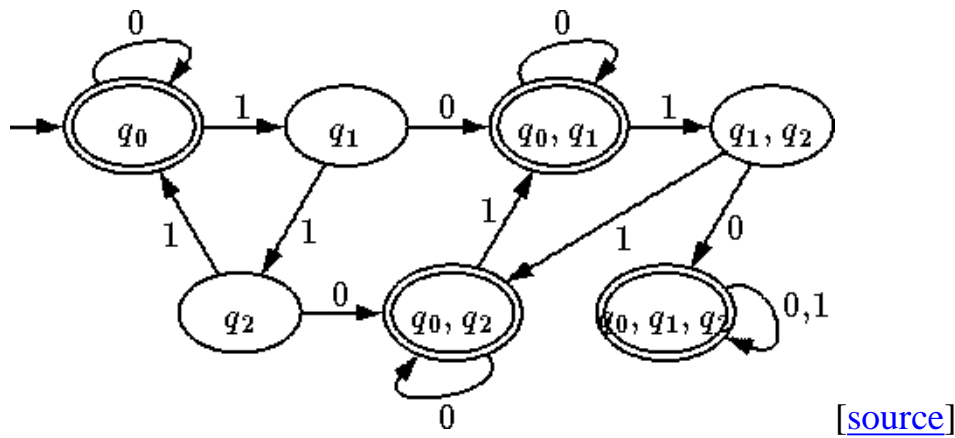
(h)



(i)



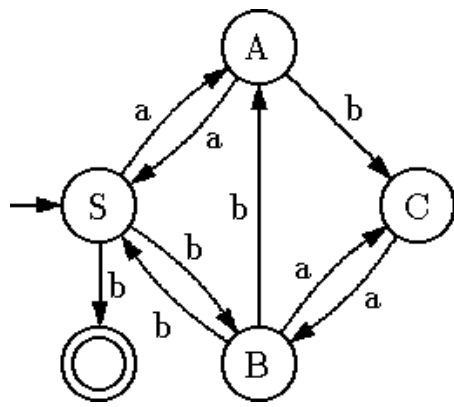
2.3.2



2.3.3

$$\begin{aligned} S &\rightarrow \epsilon \\ &\rightarrow aA \\ &\rightarrow aD \\ &\rightarrow bB \\ &\rightarrow a \\ &\rightarrow b \\ A &\rightarrow aA \\ &\rightarrow aD \\ &\rightarrow bB \\ &\rightarrow a \\ &\rightarrow b \\ B &\rightarrow aC \\ C &\rightarrow aD \\ &\rightarrow bB \\ &\rightarrow b \\ D &\rightarrow bB \\ &\rightarrow b \end{aligned}$$

2.3.4



[[source](#)]

2.3.5 In each case an equivalent finite state automaton can be constructed. The finite state automaton will have a state corresponding to each nonterminal symbol.

Right Linear

The state corresponding to the start symbol is designated as an initial state. The finite state automaton has an additional state designated as an accepting state. For a production rule of the form $A \rightarrow xB$ the finite state automaton has a sequence of transitions that starts at the state corresponding to A, ends at the state corresponding to B, goes through some new intermediate states, and consumes x.

A production rule of the form $A \rightarrow x$ is considered in a similar manner. The only exception is that the sequence of transition rules is assumed to end at the accepting state.


Left linear


The state corresponding to the start symbol is designated as an initial state. The finite state automaton has an additional state that is designated as a start state. For a production rule of the form $A \rightarrow Bx$ the finite state automaton has a sequence of transitions that starts at the state corresponding to B, ends at the state corresponding to A, goes through some new intermediate states, and consumes x.

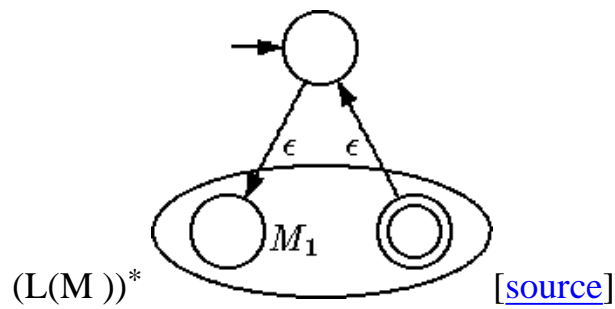
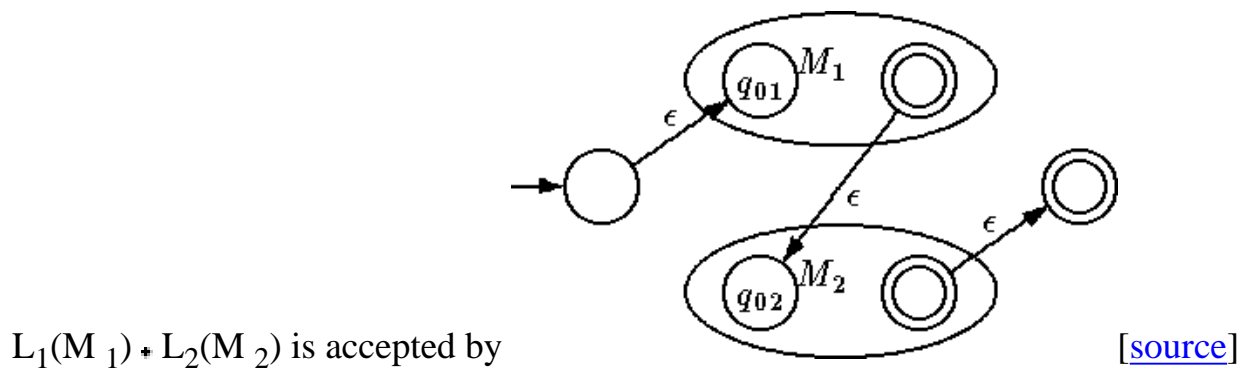
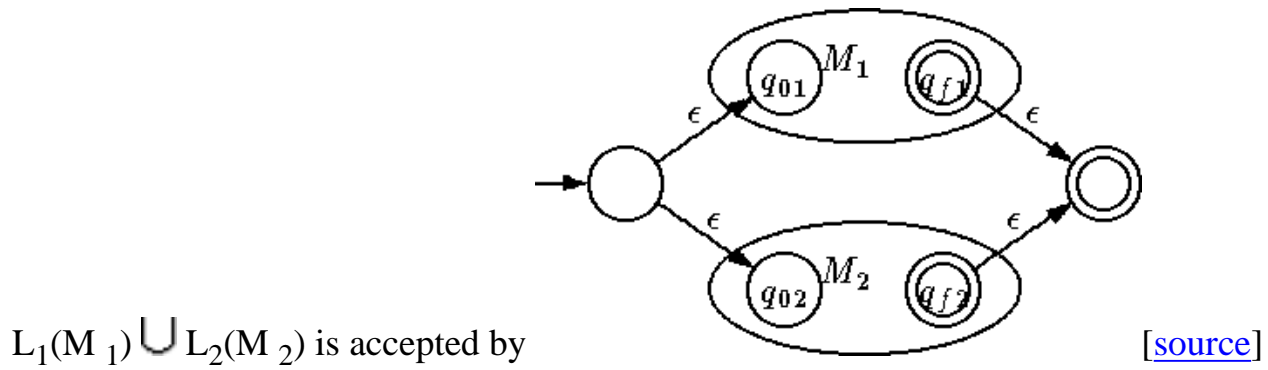
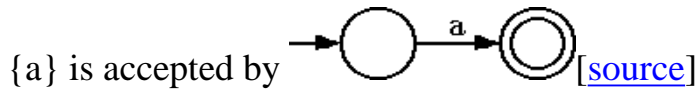
A production rule of the form $A \rightarrow x$ is considered in a similar manner. The only exception, is that the sequence of transition rules is assumed to start at the initial state.

Regular set \Rightarrow finite state automaton

Can be shown by induction.

\emptyset is accepted by  [source]

$\{\epsilon\}$ is accepted by  [source]



Finite state automaton \Rightarrow regular set

omitted here

source

```
\Draw  
\StateDiagrams  
\Diagram  
  (  
    -1,0,0  
  )(   
    0,0,0  
  & 1,60,0  
  )(   
    0,1,0,1  
%  
  & 0,0,90,1  
  )  
\EndDraw
```



```
\Draw
\StateDiagrams
\StateSpec(+,106,,+,103,)
\Diagram
(
  0,$\epsilon$,-30,0
)(
  1,a,120,90
& 2,b,60,0
& 3,c,120,-90
)(
  0,1,a,
& 0,2,b,
& 0,3,c,
& 1,2,b,a
& 1,3,c,a
& 3,2,b,c
)
\EndDraw
```

```
\Draw
\StateDiagrams
\StateSpec(+,106,,+,103,)
\Diagram
(
  -1,0,0,0
)(
  0,$\epsilon$,0,0
& 1,0,60,60
& 2,1,60,-60
& 3,00,120,90
& 4,01,150,30
& 5,10,120,-30
& 6,11,150,-90
)(
  0,1,0,
& 0,2,1,
& 1,3,0,
& 1,4,1,
& 2,5,0,
& 2,6,1,
& 4,6,1,
& 5,4,1,
& 6,5,0,
%
& 6,6,-90,1
)
\EndDraw
```

```
\Draw  
\StateDiagrams
```

```
\Diagram  
(  
  1,60,40  
& 2,120,40  
& 3,60,-40  
& 4,120,-40  
)(  
  0,0,0,0  
)(  
  0,1,1,  
& 1,2,1,  
& 2,0,1,  
& 2,4,1,  
& 3,0,1,  
& 4,3,1,  
)
```

```
\EndDraw
```

```
\Draw
\StateDiagrams
\StateSpec(+,34,25,+,34,25)
\Diagram
(
  1, {even~a's~~odd~b's}, 120, 0
& 2, {odd~a's~~even~b's}, 0, -110
& 3, {odd~a's~~odd~b's}, 120, -110
)(
  0, {even~a's~~even~b's}, 0, 0
)(
  0, 1, b, b
& 0, 2, a, a
& 3, 1, a, a
& 3, 2, b, b
)
\EndDraw
```

```
\Draw
\StateDiagrams
\Diagram
  (
    -1,0,0
  )(
    0,0,0
    & 1,60,0
    & 2,120,0
  )(
    0,1,0,
    & 1,2,1,1
%
    & 0,0,90,1
    & 1,1,90,0
  )
\EndDraw
```

```
\Draw
\StateDiagrams
\StateSpec(+,106,,+,103,)
\Diagram
(
  -1,0,0,0
)(
  0,\null,0,0
& 1,0,60,0
& 2,00,120,0
& 3,1,180,40
& 4,\null,240,40
& 5,\null,180,-40
& 6,11,240,-40
)(
  0,1,0,1
& 1,2,0,
& 2,3,1,
& 3,4,0,
& 3,6,1,1
& 4,6,1,
& 5,2,0,
& 5,3,1,
& 6,5,0,
%
& 0,0,90,1
& 2,2,90,0
)
\EndDraw
```

```
\Draw
\StateDiagrams
\StateSpec(+,30,15,+,103,)
\Diagram
(
  0,{$\{01,10\}^*$},0,0
)(
  1,0,60,60
& 2,\null,120,0
& 3,1,60,-60
)(
  0,1,0,1
& 0,3,1,0
& 1,2,0,
& 3,2,1,
%
& 2,2,0,{0,1}
)
\EndDraw
```

```
\Draw  
\StateDiagrams  
\StateSpec(+,106,,+,103,)
```

```
\Diagram  
(  
  0,\null,0,0  
& 1,{q_0},60,0  
& 2,{q_1},120,0  
& 3,{q_2},180,0  
)(  
  4,\null,240,0  
)(  
  0,1,$\epsilon$,  
& 1,2,a,b  
& 2,3,a,c  
& 3,4,$\epsilon$,  
%  
& 0,0,90,{a,b,c}  
& 4,4,90,{a,b,c}  
)  
\EndDraw
```



```
\Draw
\StateDiagrams
\StateSpec(+,23,15,+,23,15)

\Diagram
(
  1,$q_1$,80,0
  & 3,{ $q_1,q_2$ },240,0
  & 5,{ $q_2$ },40,-70
)(
  0,$q_0$,0,0
  & 2,{ $q_0,q_1$ },160,0
  & 6,{ $q_0,q_2$ },120,-70
  & 4,{ $q_0,q_1,q_2$ },200,-70
)(
  0,1,1,
  & 1,2,0,
  & 1,5,1,
  & 2,3,1,
  & 3,4,0,
  & 3,6,1,
  & 5,0,1,
  & 5,6,0,
  & 6,2,1,
%
  & 0,0,90,0
  & 2,2,90,0
  & 4,4,0,{0,1}
  & 6,6,-90,0
)
\EndDraw
```

```
\Draw  
\StateDiagrams  
\StateSpec(+,106,,+,103,)
```

```
\Diagram  
  ( 0,S,0,0  
  & 1,A,60,60  
  & 2,B,60,-60  
  & 3,C,120,0  
  )(  
    4,\null,0,-60  
  )(  
    0,1,a,a  
  & 0,2,b,b  
  & 2,3,a,a  
  & 1,3,b,  
  & 0,4,b,  
  & 2,1,b,  
  )  
\EndDraw
```

```
\Draw  
\StateDiagrams  
\StateNode(x)(--\null--)\MoveToNode(x,-1,0)  
\Move(-20,0)\FcNode(a)\Edge(a,x)  
\EndDraw
```

```
\Draw  
\StateDiagrams  
\AStateNode(x)(--\null--) \MoveToNode(x,-1,0)  
\Move(-20,0) \FcNode(a) \Edge(a,x)  
\EndDraw
```

```
\Draw  
\StateDiagrams
```

```
\Diagram  
  ( 0,0,0  
  )(  
    1,60,0  
  )(  
    0,1,a,  
  )  
\EndDraw
```

```
\Draw
\StateDiagrams
\StateSpec(+,106,,+,103,)

\Define\env(4){
  \MoveToLoc(#2) \CSeg[0.5]\Move(#2,#3)
  \MarkLoc(o) \Text(--#1--)
  \MoveToNode(#3,1,0) \Move(15,0) \MarkLoc(x)
  \Move(0,10) \MarkLoc(y) \CSeg[#4]\Move(x,y) \MarkLoc(x)
  \MoveToLoc(o)
  \CSeg\DrawOval(o,x)
}

\Diagram
(
  0,\null,0,0
& 1,$q_{01}$,60,40
& 2,$q_{02}$,60,-40
)(
  3,\null,180,0
& 4,$q_{f1}$,120,40
& 5,$q_{f2}$,120,-40
)(
  0,1,$\epsilon$,
& 0,2,$\epsilon$,
& 4,3,$\epsilon$,
& 5,3,$\epsilon$,
)
\env($M_1$,1,4,1.5)
\env($M_2$,2,5,1.5)
\EndDraw
```

```
\Draw
\StateDiagrams
\StateSpec(+,106,,+,103,)

\Define\env(4){
  \MoveToLoc(#2) \CSeg[0.5]\Move(#2,#3)
  \MarkLoc(o) \Text(--#1--)
  \MoveToNode(#3,1,0) \Move(15,0) \MarkLoc(x)
  \Move(0,10) \MarkLoc(y) \CSeg[#4]\Move(x,y) \MarkLoc(x)
  \MoveToLoc(o)
  \CSeg\DrawOval(o,x)
}

\Diagram
(
  0,\null,0,0
  & 1,$q_{01}$,60,40
  & 3,$q_{02}$,60,-40
)(
  2,\null,120,40
  & 4,\null,120,-40
  & 5,\null,180,0
)(
  0,1,$\epsilon$,
  & 2,3,$\epsilon$,
  & 4,5,$\epsilon$,
)
\env($M_1$,1,2,1.5)
\env($M_2$,3,4,1.5)
\EndDraw
```

```
\Draw
\StateDiagrams
\Define\env(4){
  \MoveToLoc(#2) \CSeg[0.5]\Move(#2,#3)
  \MarkLoc(o) \Text(--#1--)
  \MoveToNode(#3,1,0) \Move(15,0) \MarkLoc(x)
  \Move(0,10) \MarkLoc(y) \CSeg[#4]\Move(x,y) \MarkLoc(x)
  \MoveToLoc(o)
  \CSeg\DrawOval(o,x)
}

\Diagram
(
  0,0,30
& 1,-35,-40
)(
  2,35,-40
)(
  0,1,$\epsilon$,
& 2,0,$\epsilon$,
)
\env($M_1$,1,2,1.5)
\EndDraw
```


Sketch of Solutions to Exercises

2.4.1

$$m = 3$$

- $x = \epsilon, y = 011$
- $x = 01, y = 0$

2.4.2

(a) Choose $w = a^{m+1}b^m$ and $k = 0$

(b) Choose $w = a^mb^{m+1}$ and $k = 2$

(c) Choose $w = a^mba^m$ and $k = 0$

(d) Choose $w = 0^m10010^m$ and $k = 0$

(e) Choose $w = a^{m^2}$

$$\text{Then } xy^kz = a^{n^2 + (k-1)j}$$

For $k = 0$,

$$xy^0z = a^{n^2 - j}$$

Since $0 < j \leq n$

$$(n - 1)^2 < n(n - 1) = n^2 - n \leq n^2 - j < n^2$$

(f) Choose $w = a^r b^z$ for some $r \geq m$ and t which will be determined later. Then

$$xy^kz = a^{r+(k-1)j}b^t$$

A contradiction arises if and only if $r + (k - 1)j = t$ or $k = (t - r)/j + 1$.

The choice

$$t = m! + m, r = m$$

implies a positive integer number for k.

(g) Choose $w = a^r b a^t b$ for some $r \geq m$ and t will be determined below. Then

$$x y^k z = a^{r+(k-1)j} b a^t b$$

A contradiction will be implied if and only if $r + (k - 1)j = t$ or $k = (t - r)/j + 1$. Hence, take

$$t = m! + m, r = m$$

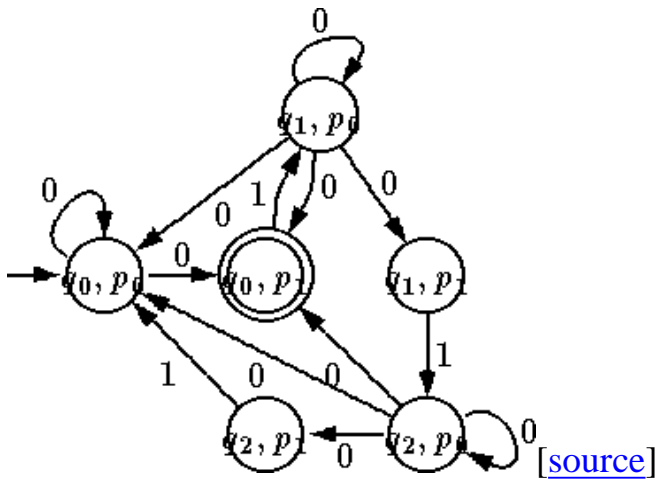
(If $m = 1$ take 2 instead of m to ensure a string of even length.)

2.4.3 Let m be the number of states of a finite state transducer M that computes R. If $|w| > m * \max\{1, |v|\}$ then M on input v repeats a state, where between the repetition M reads nothing and writes some $y \neq \epsilon$, i.e., y can be pumped.

2.4.4 Assume that the relation is computable by a finite state transducer. Let M be the constant that Exr 2.4.3 implies for the relation. The pair $(a^{m^2} b^m, c^{m^4})$ is in the relation. However, the implied pairs $(a^{m^2} b^{m^2}, c^{m^4 + (k - 1)j})$ are not there for $k \geq 1$, that is, the result in Exr 2.4.4 does not apply for the relation.

Sketch of Solutions to Exercises

2.5.1



2.5.2 (a) Consider any regular language over an alphabet Σ . The following are regular languages.

$$L_1 = \{x \mid x \text{ is a non-empty string in } \Sigma^*\}$$

$$L_2 = L + L_1$$

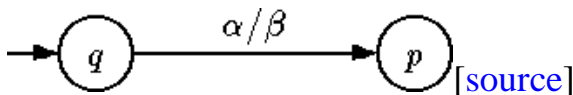
$$L_3 = L_2 \cap L = \Psi(L)$$

(b) Let $L_{M,q}$ denote the language that the finite state automaton M accepts, when modified to have q as the only accepting state of M . Let $L_{q,M}$ denote the language that the finite state automata M accepts, when modified to have q as the initial state of M .

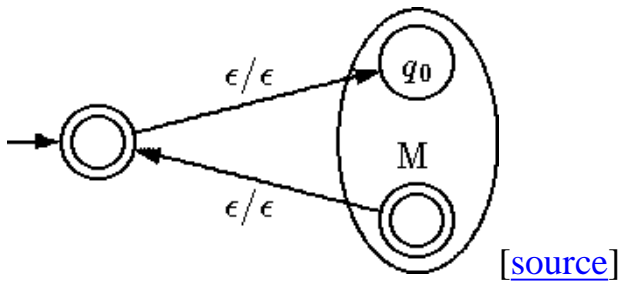
$$\Psi(L_1, L_2) = \bigcup_{q,p} L_{M1,q} L_{M2,p} L_{q,M1} L_{M2,p}$$

2.5.3 Choose $L = (ab)^i \mid i \geq 0$ and $w = a^m b^m$ in $\Psi(L)$.

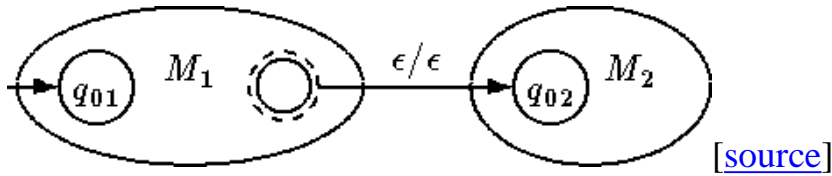
2.5.4 (a) Replace each transition rule in a finite state transducer that computes R , with a transition rule of the form



(b) If R is computable by M then $\Psi(M)$ is computable by

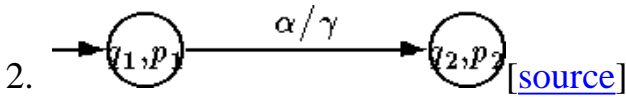


(c) If R_1 is computable by M_1 , and R_2 is computable by M_2 , then $\Psi(R_1, R_2)$ is computable by

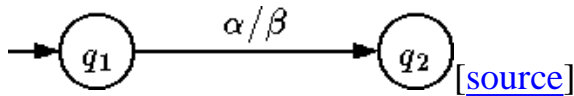


(d) If $R_1 = R(M_1)$ and $R_2 = R(M_2)$ then $\Psi(R_1, R_2) = R(M)$ where

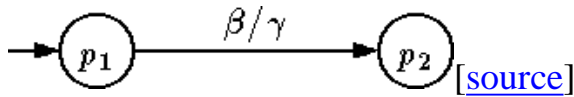
1. Each state of M is a pair (q,p) of states, from M_1 and M_2 respectively.



in M if and only if for some β



in M_1 and

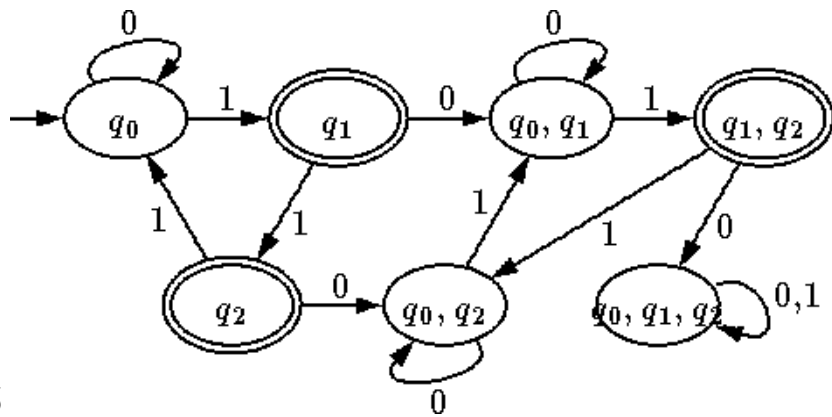


in M_2 .

3. (q_0, p_0) is the initial state of M if so are q_0 and p_0 in M_1 and M_2 , respectively.

4. (q, p) is an accepting state of M if so are q and p in M_1 and M_2 , respectively.

2.5.5 Let $R = \{(\epsilon, \epsilon), (a, a), (aa, a)\}$. Then (aa, a) and (aa, aa) are in $R.R$.



2.5.6 [\[source\]](#)

See also prob 2.3.2

2.5.7

$$2.5.8 R(M) = \{(x, y) | x \text{ not in } L(M)\} \cup \{(x, y) | x \text{ in } L(M), \text{ but } (x, y) \text{ not in } R(M)\}$$

```
\Draw  
\StateDiagrams  
\StateSpec(+,106,,+,106,)
```

```
\Diagram  
(  
  0,{$q_0,p_0$},0,0  
& 2,{$q_1,p_0$},80,60  
& 3,{$q_1,p_1$},120,0  
& 4,{$q_2,p_1$},60,-60  
& 5,{$q_2,p_0$},120,-60  
)(  
  1,{$q_0,p_1$},60,0  
)(  
  0,1,0,  
& 1,2,1,0  
& 2,0,0,  
& 2,3,0,  
& 3,5,1,  
& 4,0,1,  
& 5,4,0,  
& 5,0,0,  
& 5,1,0,  
%  
& 0,0,120,0  
& 2,2,90,0  
& 5,5,0,0  
)
```

```
\EndDraw
```

```
\Draw  
\StateDiagrams  
\StateSpec(+,106,,+,103,)
```

```
\Diagram  
(  
  0,$q$,0,0  
& 1,$p$,120,0  
)(  
  -1,\null,0,0  
)(  
  0,1,$\alpha/\beta$,  
)
```

```
\EndDraw
```

```
\Draw
\StateDiagrams
\StateSpec(+,106,,+,103,)
\Diagram
  (
    1,$q_0$,120,30
  )(
    0,\null,0,0
  & 2,\null,120,-30
  )(
    0,1,$\epsilon/\epsilon$,
  & 2,0,$\epsilon/\epsilon$,
  )

\MoveTo(120,0) \DrawOval (30,50)
\Text(--M--)

\EndDraw
```



```
\Draw
\StateDiagrams
\StateSpec(+,106,,+,103,)

\NewNode(\AStateNode,\MoveToOval){
  \DrawOval(10,10)
  \Do(1,10){ \I+36; \J=\I; \J+18;
    \DrawOvalArc(13,13)(\Val\I,\Val\J)  }
}

\Diagram
(
  0,$q_{01}$,0,0
& 2,$q_{02}$,170,0
)(
  1,\null,70,0
)(
  1,2,$\epsilon/\epsilon$,
)

\MoveTo(35,0) \Text(--$M_1$--) \MoveTo(35,0) \DrawOval(65,30)
\MoveTo(200,0) \Text(--$M_2$--) \MoveTo(185,0) \DrawOval(45,30)

\EndDraw
```

```
\Draw
\StateDiagrams
\StateSpec(+,106,,+,103,)
\Diagram
(
  0,$q_1\{,\}p_1$,0,0
& 1,$q_2\{,\}p_2$,120,0
)(
  -1,\null,0,0
)(
  0,1,$\alpha/\gamma$,
)

\EndDraw
```

```
\Draw
\StateDiagrams
\StateSpec(+,106,,+,103,)
\Diagram
(
  0,$q_1$,0,0
& 1,$q_2$,120,0
)(
  -1,\null,0,0
)(
  0,1,$\alpha/\beta$,
)

\EndDraw
```

```
\Draw
\StateDiagrams
\StateSpec(+,106,,+,103,)
\Diagram
(
  0,$p_1$,0,0
& 1,$p_2$,120,0
)(
  -1,\null,0,0
)(
  0,1,$\beta/\gamma$,
)

\EndDraw
```

```
\Draw
\StateDiagrams
\StateSpec(+,23,15,+,23,15)

\Diagram
(
  0,$q_0$,0,0
  & 2,{$q_0,q_1$},160,0
  & 6,{$q_0,q_2$},120,-70
  & 4,{$q_0,q_1,q_2$},200,-70
)(
  1,$q_1$,80,0
  & 3,{$q_1,q_2$},240,0
  & 5,{$q_2$},40,-70
)(
  0,1,1,
  & 1,2,0,
  & 1,5,1,
  & 2,3,1,
  & 3,4,0,
  & 3,6,1,
  & 5,0,1,
  & 5,6,0,
  & 6,2,1,
%
  & 0,0,90,0
  & 2,2,90,0
  & 4,4,0,{0,1}
  & 6,6,-90,0
)
\EndDraw
```

Sketch of Solutions to Exercises

2.6.1 $L(M)$ is infinite if and only if it accepts some string w such that $n \leq |w| < 2n$. n denotes the number of states of M .

Sketch of Solutions to Exercises

3.1.1 (a)

```
                if eof then accept
out := c
read x
if x!=a then reject
write out
call RP()
if eof then accept
procedure RP()
  read x
  if x=b then return
  write out
  call RP()
  read x
  if x!=b then reject
  return
end
```

(b)

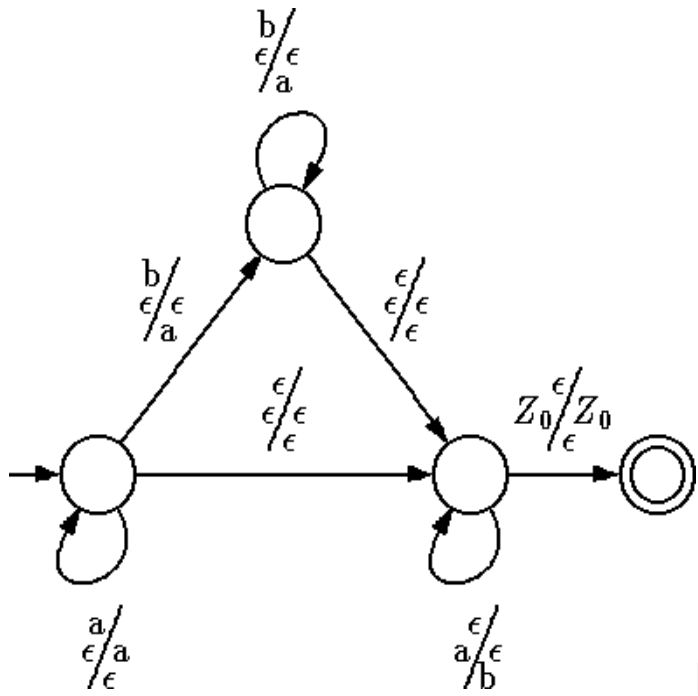
```
                if eof then accept
read x
write x
call RP()
if eof then accept
procedure RP()
  do
    read x
    write x
    call RP()
  or
    read y
    return
  until true
  read y
  return
end
```

(c)

```
call RP()
if eof then accept
procedure RP()
  do
    read u
    call RP()
  or
    read disc
    do
      read x
      y := ?
      write y
    or
      y := ?
      if y=disc then reject
      write y
      return
    until true
  until true
read v
write v
return
end
```

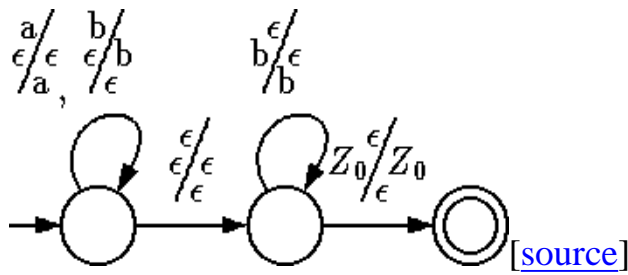

Sketch of Solutions to Exercises

3.2.1 (a)



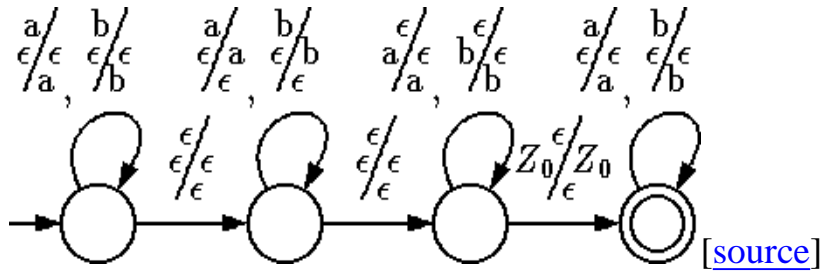
[source]

(b)



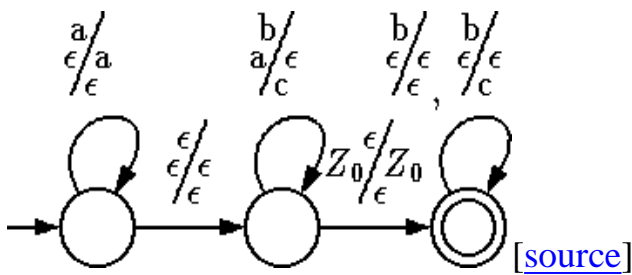
[source]

(c)

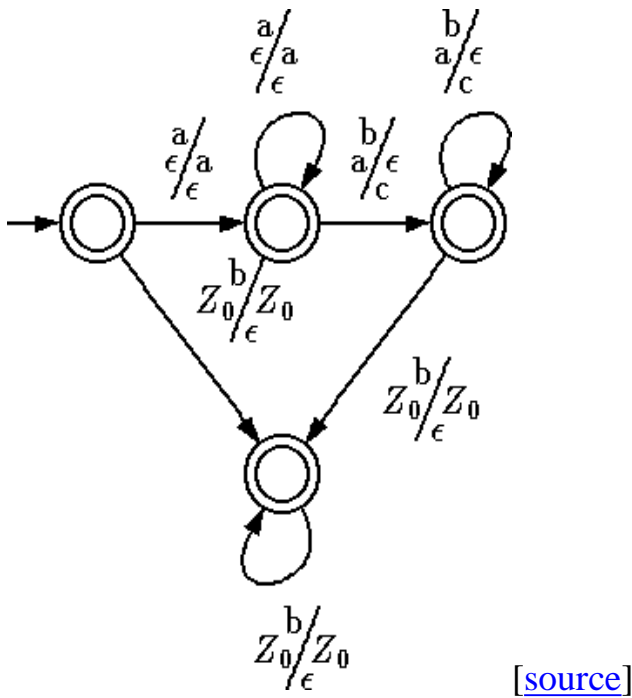


[source]

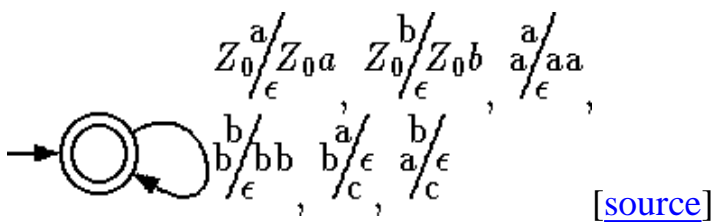
(d)



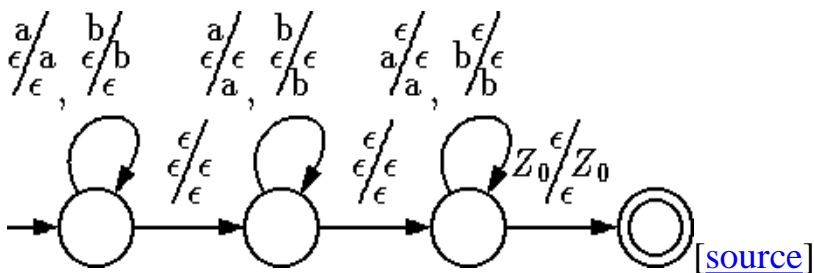
(e)



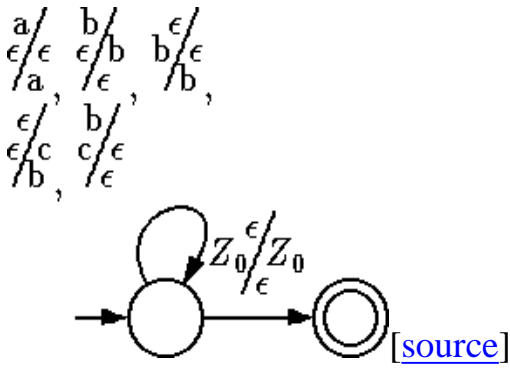
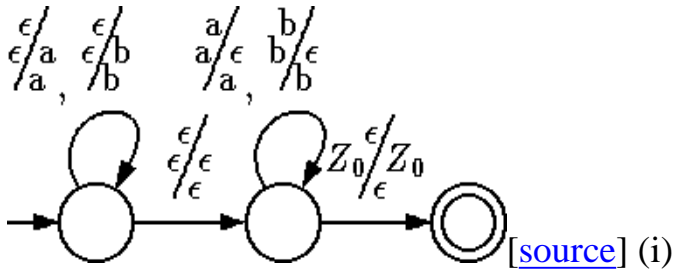
(f)



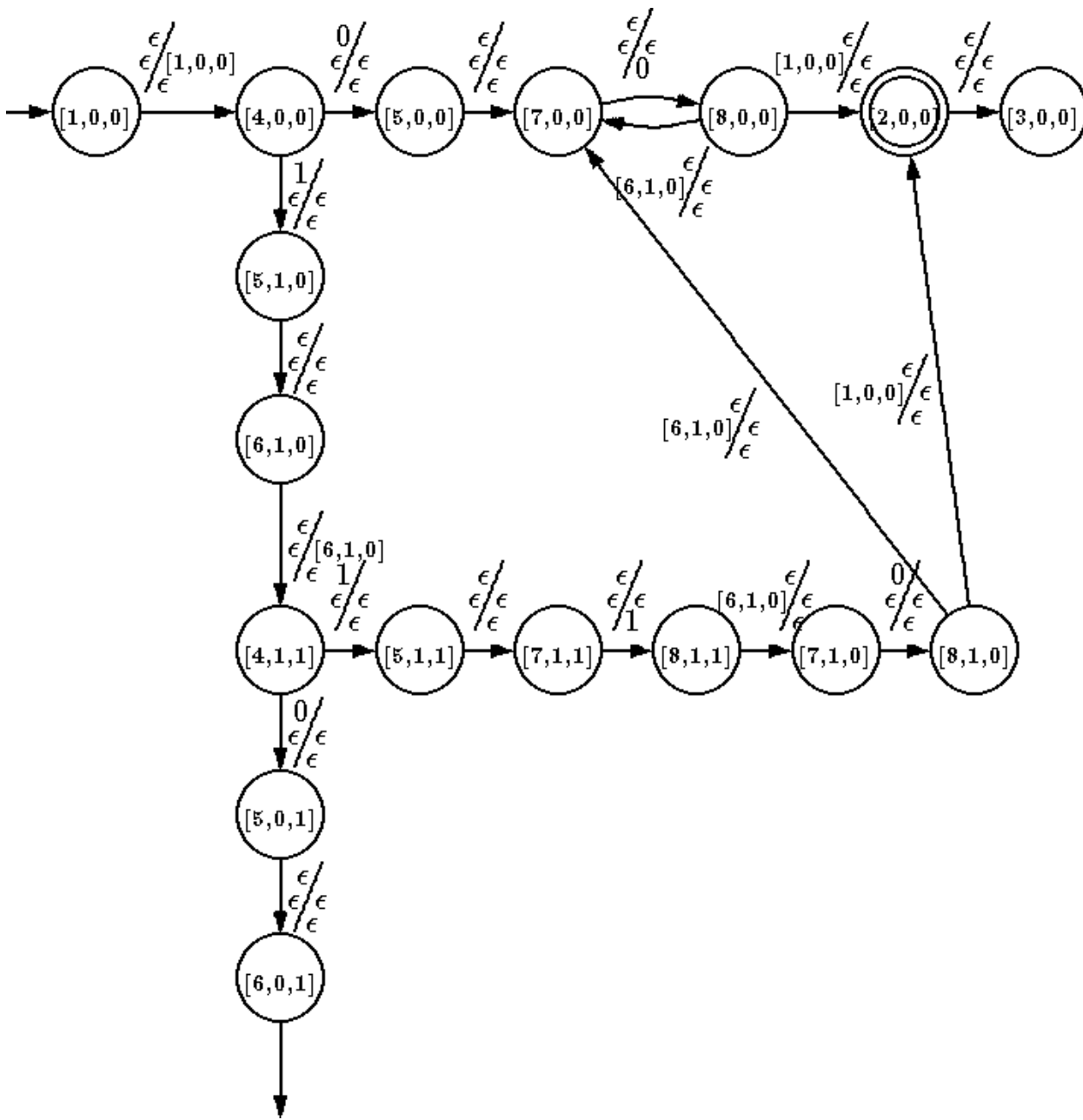
(g)



(h)



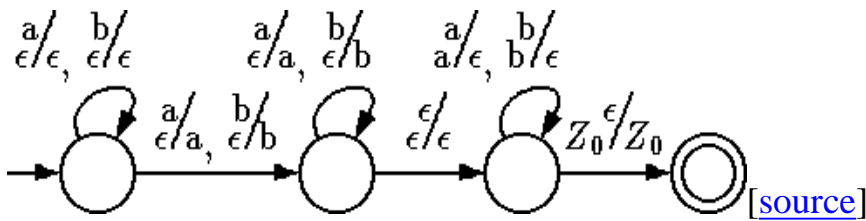
3.2.2



[source]

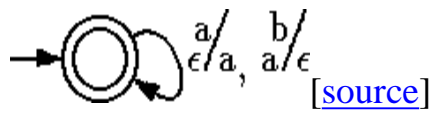
3.2.3

(a)

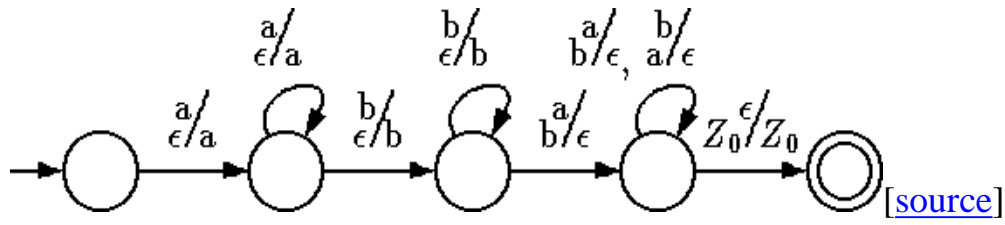


[source]

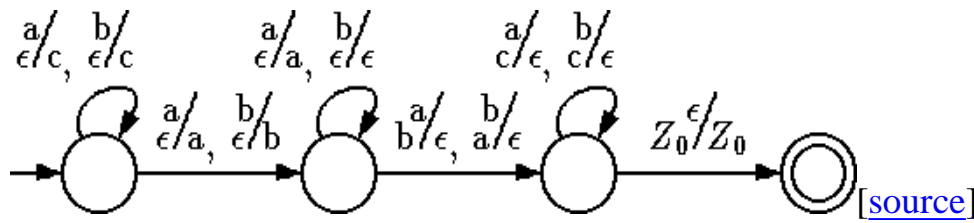
(b)



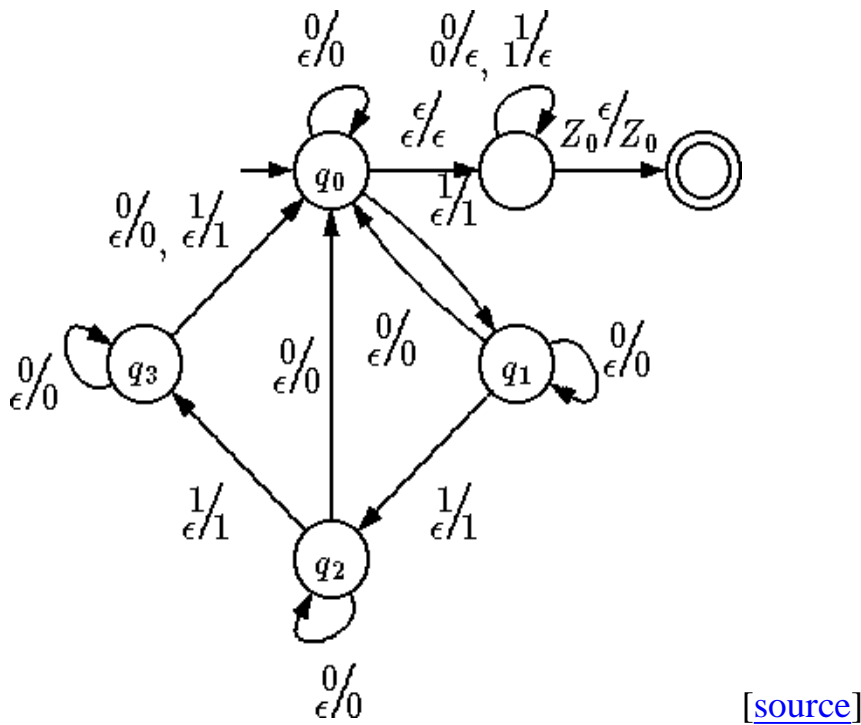
(c)



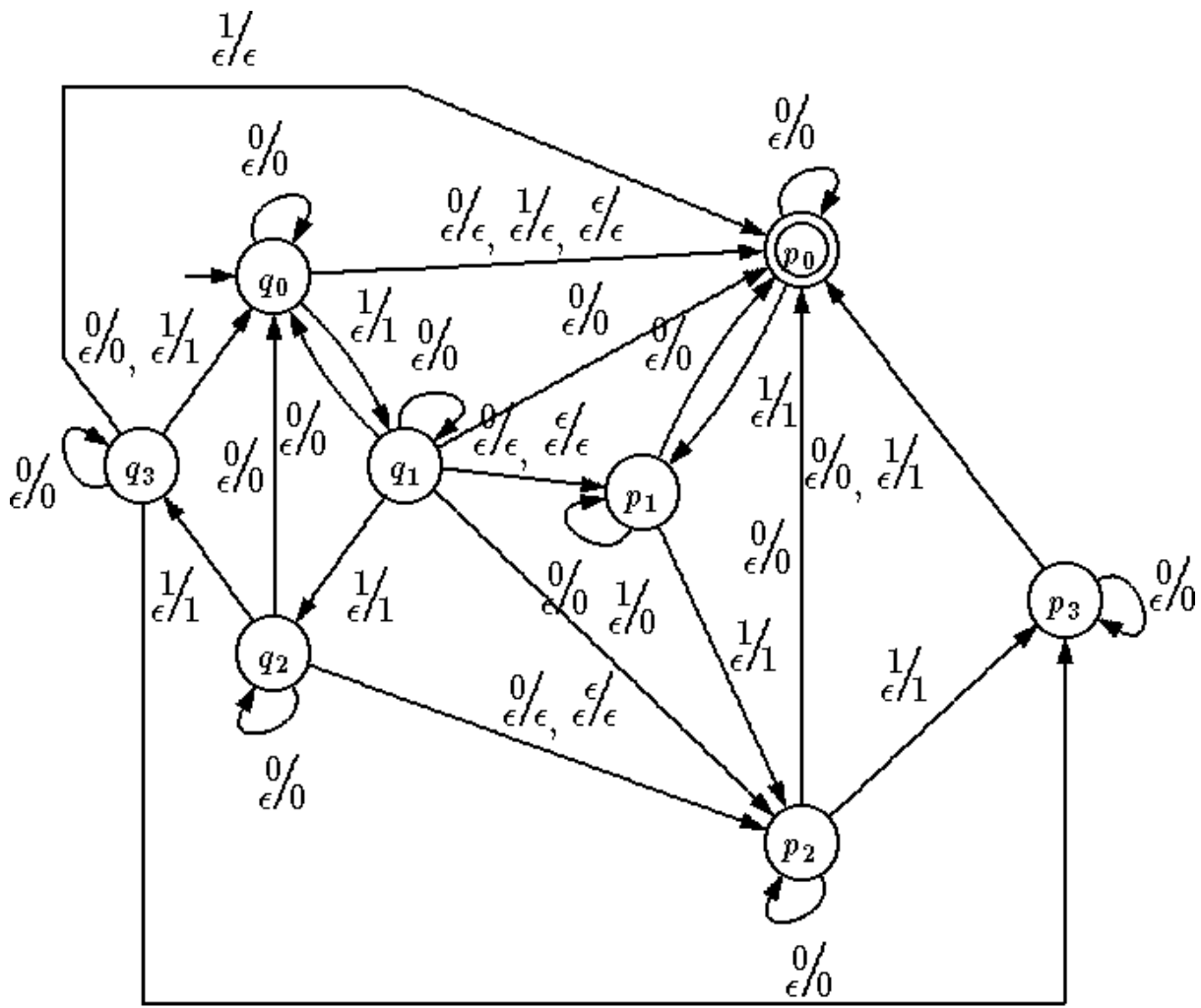
(d)



(e)



(f)



$1/\epsilon$

[source]

```

\Draw
\PdtDiagrams
\Diagram
(
  0,0,0
& 1,70,90
& 2,140,0
)(
  3,210,0
)(
  0,1, {b,  $\frac{\epsilon}{\epsilon}, a$ },
& 0,2, { $\epsilon$ ,  $\frac{\epsilon}{\epsilon}, \epsilon$ },
& 1,2, { $\epsilon$ ,  $\frac{\epsilon}{\epsilon}, \epsilon$ },
& 2,3, { $\epsilon$ ,  $Z_0/Z_0, \epsilon$ },
& 0,0,-90, {a,  $\frac{\epsilon}{a}, \epsilon$ }
& 1,1,90, {b,  $\frac{\epsilon}{\epsilon}, a$ }
& 2,2,-90, { $\epsilon$ ,  $a/\epsilon, b$ }
)
\EndDraw

```

```
\Draw
\PdtDiagrams\Diagram
(
  0,0,0
& 1,70,0
)(
  2,140,0
)(
  0,1, {\epsilon, \epsilon/\epsilon, \epsilon},
& 1,2, {\epsilon, Z_0/Z_0, \epsilon},
%
& 0,0,90, {a, \epsilon/\epsilon, a,
             b, \epsilon/b, \epsilon}
& 1,1,90, {\epsilon, b/\epsilon, b}
)
\EndDraw
```



```

\Draw
\PdtDiagrams\Diagram
(
  0,0,0
& 1,70,0
& 2,140,0
)(
  3,210,0
)(
  0,1, {\epsilon, \epsilon/\epsilon, \epsilon},
& 1,2, {\epsilon, \epsilon/\epsilon, \epsilon},
& 2,3, {\epsilon, Z_0/Z_0, \epsilon},
%
& 0,0,90, {a, \epsilon/\epsilon, a,
            b, \epsilon/\epsilon, b}
& 1,1,90, {a, \epsilon/a, \epsilon,
            b, \epsilon/b, \epsilon}
& 2,2,90, {\epsilon, a/\epsilon, a,
            \epsilon, b/\epsilon, b}
& 3,3,90, {a, \epsilon/\epsilon, a,
            b, \epsilon/ \epsilon,b}
)
\EndDraw

```

```

\Draw
\PdtDiagrams\Diagram
(
  0,0,0
& 1,70,0
)(
  2,140,0
)(
  0,1, {\epsilon, \epsilon/\epsilon, \epsilon},
& 1,2, {\epsilon, Z_0/Z_0, \epsilon},
%
& 0,0,90, {a, \epsilon/a, \epsilon}
& 1,1,90, {b, a/\epsilon, c}
& 2,2,90, {b, \epsilon/\epsilon, \epsilon,
            b, \epsilon/\epsilon, c}
)
\EndDraw

```

```
\Draw
\PdtDiagrams\Diagram
(
  -1,0,0
)(
  0,0,0
& 1,70,0
& 2,140,0
& 3,70,-90
)(
  0,1, {a,  $\epsilon/a$ ,  $\epsilon$ },
& 0,3, {b,  $Z_0/Z_0$ ,  $\epsilon$ },
& 1,2, {b,  $a/\epsilon$ , c},
& 2,3, {b,  $Z_0/Z_0$ ,  $\epsilon$ },
%
& 1,1,90, {a,  $\epsilon/a$ ,  $\epsilon$ }
& 2,2,90, {b,  $a/\epsilon$ , c}
& 3,3,-90, {b,  $Z_0/Z_0$ ,  $\epsilon$ }
)
\EndDraw
```

```
\Draw
\PdtDiagrams\Diagram
(
  -1,0,0
)(
  0,0,0
)(
  0,0,0, {a,  $Z_0/Z_{0a}$ ,  $\epsilon$ ,
    b,  $Z_0/Z_{0b}$ ,  $\epsilon$ ,
    a,  $a/aa$ ,  $\epsilon$ ,
    b,  $b/bb$ ,  $\epsilon$ ,
    a,  $b/\epsilon$ , c,
    b,  $a/\epsilon$ , c}
)
\EndDraw
```

```
\Draw
\PdtDiagrams\Diagram
(
  0,0,0
& 1,70,0
& 2,140,0
)(
  3,210,0
)(
  0,1, {\epsilon, \epsilon/\epsilon, \epsilon},
& 1,2, {\epsilon, \epsilon/\epsilon, \epsilon},
& 2,3, {\epsilon, Z_0/Z_0, \epsilon},
%
& 0,0,90, {a, \epsilon/a, \epsilon,
            b, \epsilon/b, \epsilon}
& 1,1,90, {a, \epsilon/\epsilon, a,
            b, \epsilon/\epsilon, b}
& 2,2,90, {\epsilon, a/\epsilon, a,
            \epsilon, b/\epsilon, b}
)
\EndDraw
```

```
\Draw
\PdtDiagrams\Diagram
(
  0,0,0
& 1,70,0
)(
  2,140,0
)(
  0,1, {\epsilon, \epsilon/\epsilon, \epsilon},
& 1,2, {\epsilon, Z_0/Z_0, \epsilon},
%
& 0,0,90, {\epsilon, \epsilon/a, a,
            \epsilon, \epsilon/b, b}
& 1,1,90, {a, a/\epsilon, a,
            b, b/\epsilon, b}
)
\EndDraw
```

```
\Draw
\PdtDiagrams\Diagram
(
  0,0,0
)(
  1,70,0
)(
  0,1, {\epsilon, Z_0/Z_0, \epsilon},
%
& 0,0,90, {a, \epsilon/\epsilon, a,
            b, \epsilon/b, \epsilon,
            \epsilon, b/\epsilon, b,
            \epsilon, \epsilon/c, b,
            b, c/\epsilon, \epsilon}
)
\EndDraw
```

\Draw
\PdtDiagrams
\StateSpec(+,110,,+,107,)

\Diagram

```
(
  0, {\scriptstyle[1,0,0]}, 0, 0
& 400, {\scriptstyle[4,0,0]}, 80, 0
& 500, {\scriptstyle[5,0,0]}, 140, 0
& 700, {\scriptstyle[7,0,0]}, 200, 0
& 800, {\scriptstyle[8,0,0]}, 280, 0
& 300, {\scriptstyle[3,0,0]}, 410, 0
& 510, {\scriptstyle[5,1,0]}, 80, -70
& 610, {\scriptstyle[6,1,0]}, 80, -140
& 411, {\scriptstyle[4,1,1]}, 80, -230
& 511, {\scriptstyle[5,1,1]}, 140, -230
& 711, {\scriptstyle[7,1,1]}, 200, -230
& 811, {\scriptstyle[8,1,1]}, 260, -230
& 710, {\scriptstyle[7,1,0]}, 320, -230
& 810, {\scriptstyle[8,1,0]}, 380, -230
& 501, {\scriptstyle[5,0,1]}, 80, -300
& 601, {\scriptstyle[6,0,1]}, 80, -370
)(
  200, {\scriptstyle[2,0,0]}, 350, 0
)(
  0, 400, {\epsilon, \epsilon/{\scriptstyle[1,0,0]}, \epsilon},
& 400, 500, {0, \epsilon/\epsilon, \epsilon},
& 500, 700, {\epsilon, \epsilon/\epsilon, \epsilon},
& 700, 800, {\epsilon, \epsilon/\epsilon, 0},
& 800, 200, {\epsilon, {\scriptstyle[6,1,0]}/\epsilon, \epsilon},
& 200, 300, {\epsilon, \epsilon/\epsilon, \epsilon},
& 400, 510, {1, \epsilon/\epsilon, \epsilon},
& 510, 610, {\epsilon, \epsilon/\epsilon, \epsilon},
& 610, 411, {\epsilon, \epsilon/{\scriptstyle[6,1,0]}, \epsilon},

& 411, 511, {1, \epsilon/\epsilon, \epsilon},
& 511, 711, {\epsilon, \epsilon/\epsilon, \epsilon},
& 711, 811, {\epsilon, \epsilon/\epsilon, 1},
& 811, 710, {\epsilon, {\scriptstyle[6,1,0]}/\epsilon, \epsilon},
& 710, 810, {0, \epsilon/\epsilon, \epsilon},
& 710, 810, {0, \epsilon/\epsilon, \epsilon},

& 810, 700, {\epsilon, {\scriptstyle[6,1,0]}/\epsilon, \epsilon},
& 810, 200, {\epsilon, {\scriptstyle[1,0,0]}/\epsilon, \epsilon},
& 411, 501, {0, \epsilon/\epsilon, \epsilon},
& 501, 601, {\epsilon, \epsilon/\epsilon, \epsilon},
```

%

)

```
\MoveToNode(601,0,0) \Move(0,-60) \FcNode(x) \Edge(601,x)  
\EndDraw
```

```
\Draw
\PdaDiagrams
\Diagram
(
  0,-20,0
& 1,70,0
& 2,140,0
)(
  3,210,0
)(
  0,1, {a,  $\epsilon/a$  ,
        b,  $\epsilon/b$ },
& 1,2, { $\epsilon$ ,  $\epsilon/\epsilon$ },
& 2,3, { $\epsilon$ ,  $Z_0/Z_0$ },
%
& 0,0,90, {a,  $\epsilon/\epsilon$ ,
            b,  $\epsilon/\epsilon$ }
& 1,1,90, {a,  $\epsilon/a$ ,
            b,  $\epsilon/b$ }
& 2,2,90, {a,  $a/\epsilon$ ,
            b,  $b/\epsilon$ }
)
\EndDraw
```

```
\Draw
\PdaDiagrams
\Diagram
  (
    -1,0,0
  )(
    0,0,0
  )(
    0,0,0, {a,  $\epsilon/a$  ,
            b,  $a/\epsilon$ }
  )
\EndDraw
```

```
\Draw
\PdaDiagrams
\Diagram
(
  0,0,0
& 1,70,0
& 2,140,0
& 3,210,0
)(
  4,280,0
)(
  0,1, {a,  $\epsilon/a$ },
& 1,2, {b,  $\epsilon/b$ },
& 2,3, {a,  $b/\epsilon$ },
& 3,4, { $\epsilon$ ,  $Z_0/Z_0$ },
%
& 1,1,90, {a,  $\epsilon/a$ }
& 2,2,90, {b,  $\epsilon/b$ }
& 3,3,90, {a,  $b/\epsilon$ ,
             b,  $a/\epsilon$ }
)
\EndDraw
```

```
\Draw
\PdaDiagrams
\Diagram
(
  0,0,0
& 1,90,0
& 2,180,0
)(
  3,270,0
)(
  0,1, {a,  $\epsilon/a$  ,
        b,  $\epsilon/b$ },
& 1,2, {a,  $b/\epsilon$ ,
        b,  $a/\epsilon$ },
& 2,3, { $\epsilon$ ,  $Z_0/Z_0$ },
%
& 0,0,90, {a,  $\epsilon/c$ ,
            b,  $\epsilon/c$ }
& 1,1,90, {a,  $\epsilon/a$ ,
            b,  $\epsilon/\epsilon$ }
& 2,2,90, {a,  $c/\epsilon$ ,
            b,  $c/\epsilon$ }
)
\EndDraw
```

```
\Draw
\PdaDiagrams
\StateSpec(+,106,,,106,)
\Diagram
(
  0,$q_0$,0,0
& 1,$q_1$,70,-70
& 2,$q_2$,0,-140
& 3,$q_3$,-70,-70
& 4,\null,70,0
)(
  5,140,0
)(
  0,1, {1, $\epsilon$/1} , {0, $\epsilon$/0}
& 1,2, {1, $\epsilon$/1} ,
& 2,3, {1, $\epsilon$/1} ,
& 2,0, {0, $\epsilon$/0} ,
& 3,0, {0, $\epsilon$/0,
        1, $\epsilon$/1} ,
& 0,4, {$\epsilon$, $\epsilon$/$\epsilon$},
& 4,5, {$\epsilon$, $Z_0$/$Z_0$},
%
& 0,0,90, {0, $\epsilon$/0}
& 1,1,0, {0, $\epsilon$/0}
& 2,2,-90, {0, $\epsilon$/0}
& 3,3,180, {0, $\epsilon$/0}
& 4,4,90, {0, 0/$\epsilon$,
           1, 1/$\epsilon$}
)
\EndDraw
```

```
\Draw
\PdaDiagrams
\StateSpec(+,106,,+,103,)
\Diagram
(
  0,$q_0$,0,0
& 1,$q_1$,50,-70
& 2,$q_2$,0,-140
& 3,$q_3$,-50,-70
& 11,$p_1$,140,-80
& 12,$p_2$,200,-210
& 13,$p_3$,300,-120
)(
  10,$p_0$,200,10
)(
  0,1, {1, $\epsilon$/1} , {0, $\epsilon$/0}
& 1,2, {1, $\epsilon$/1} ,
& 2,3, {1, $\epsilon$/1} ,
& 2,0, {0, $\epsilon$/0},
& 3,0, {0, $\epsilon$/0 ,
      1, $\epsilon$/1} ,
%
& 10,11, {1, $\epsilon$/1} , {0, $\epsilon$/0}
& 11,12, {1, $\epsilon$/1} ,
& 12,13, {1, $\epsilon$/1} ,
& 12,10, {0, $\epsilon$/0},
& 13,10, {0, $\epsilon$/0 ,
      1, $\epsilon$/1} ,
%
& 0,0,90, {0, $\epsilon$/0}
& 1,1,70, {0, $\epsilon$/0}
& 2,2,-90, {0, $\epsilon$/0}
& 3,3,180, {0, $\epsilon$/0}
%
& 10,10,90, {0, $\epsilon$/0}
& 11,11,220, {0, $\epsilon$/0}
& 12,12,-90, {0, $\epsilon$/0}
& 13,13,0, {0, $\epsilon$/0}
%
& 0,10, {0, $\epsilon$/$\epsilon$ ,
      1, $\epsilon$/$\epsilon$ ,
      $\epsilon$, $\epsilon$/$\epsilon$} ,
& 1,10, {0, $\epsilon$/0},
```

```
& 1,12, {1,  $\epsilon/0$ },  
& 1,11, {0,  $\epsilon/\epsilon$  ,  
           $\epsilon, \epsilon/\epsilon$  } ,  
& 2,12, {0,  $\epsilon/\epsilon$  ,  
           $\epsilon, \epsilon/\epsilon$  } ,  
)
```

```
\EdgeSpec(LCS)
```

```
\Edge(3,10 & -80,-30 & -80,70 & 50,70)
```

```
\EdgeLabel(--1, $\epsilon/\epsilon$ --)
```

```
\Edge(3,13 & -50,-270 & 300,-270)
```

```
\EdgeLabel[+](--1, $\epsilon/\epsilon$ --)
```

```
\EndDraw
```


Sketch of Solutions to Exercises

3.3.1

(a)

$$S \rightarrow BaSaB$$

$$\rightarrow B\#B$$

$$B \rightarrow bB$$

$$\rightarrow \epsilon$$

(b)

$$S \rightarrow DC$$

$$\rightarrow AE$$

$$A \rightarrow aA$$

$$\rightarrow \epsilon$$

$$B \rightarrow bB$$

$$\rightarrow \epsilon$$

$$C \rightarrow cC$$

$$\rightarrow \epsilon$$

$$D \rightarrow aDb$$

$$\rightarrow aA$$

$$\rightarrow bB$$

$$E \rightarrow bEc$$

$$\rightarrow bB$$

$$i \neq j$$

$$j \neq k$$

$$\rightarrow bB$$

$$\rightarrow cC$$

(c)

$$S \rightarrow aS$$

$$\rightarrow B$$

$$\rightarrow \epsilon$$

$$B \rightarrow aSbS$$

(d)

$S \rightarrow Dx$ and y differ in the number of a's that they have

$\rightarrow Ex$ and y differ in the number of b's that they have

$$A \rightarrow aA$$

$$\rightarrow \epsilon$$

$$C \rightarrow AB$$

$$D \rightarrow BaDaB$$

$\rightarrow BaC \# B$ more a's in x

$\rightarrow B \# CaB$ more a's in y

$$E \rightarrow AbEba$$

$\rightarrow AbC \# A$ more b's in x

$\rightarrow A \# Cba$ more b's in y

(e)

$S \rightarrow AaCb$ -a discrepancy

$A \rightarrow DAD$

$\rightarrow bC\#$

$S \rightarrow BbCa$ -b discrepancy

$B \rightarrow DBD$

$\rightarrow aC\#$

$S \rightarrow E$

$E \rightarrow DED$

$\rightarrow \#DC$ longer right side

$\rightarrow DC\#$ longer left side

$D \rightarrow a$

$\rightarrow b$

$C \rightarrow DC$

$\rightarrow \epsilon$

3.3.2

(delete C $\rightarrow \epsilon$) (delete D $\rightarrow \epsilon$) (delete S $\rightarrow \epsilon$)

$S' \rightarrow S$	$S' \rightarrow S$	$S' \rightarrow S$	$S' \rightarrow S$
$S \rightarrow CD$	$S \rightarrow CD$	$S \rightarrow CD$	$\rightarrow \epsilon$
$\rightarrow a$	$\rightarrow D$	$\rightarrow C$	$S \rightarrow CD$
	$\rightarrow a$	$\rightarrow D$	$\rightarrow C$
		$\rightarrow \epsilon$	$\rightarrow D$

		$\rightarrow a$	$\rightarrow a$
C $\rightarrow \epsilon$	C $\rightarrow SC$	C $\rightarrow SC$	C $\rightarrow SC$
$\rightarrow SC$	$\rightarrow S$	$\rightarrow S$	$\rightarrow C$
$\rightarrow b$	$\rightarrow b$	$\rightarrow b$	$\rightarrow S$
			$\rightarrow b$
D $\rightarrow CC$	D $\rightarrow CC$	D $\rightarrow CC$	D $\rightarrow CC$
	$\rightarrow C$	$\rightarrow C$	$\rightarrow C$
	$\rightarrow \epsilon$		

3.3.3

```
call S( )
if eof then accept
procedure S( )
  call A( )
  call B( )
  return
end
```

```
procedure A( )
  do
    call B( )
    call A( )
    call B( )
    return
  or
    call a( )
    return
  until true
end
```

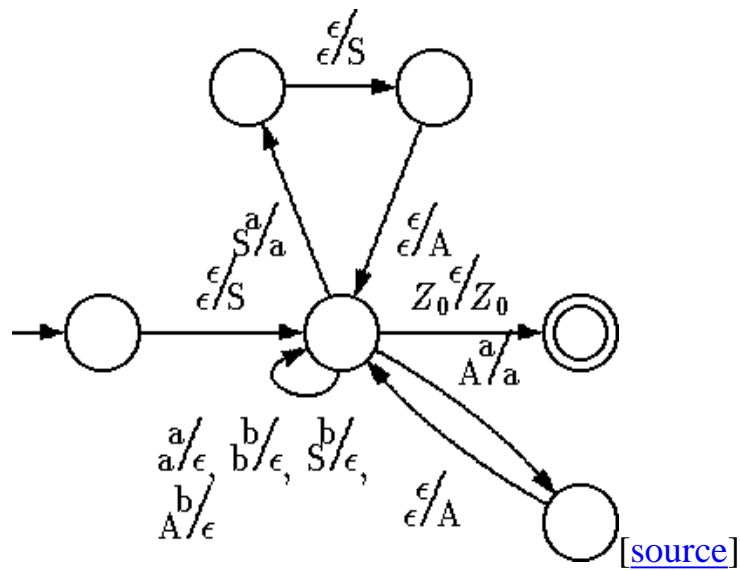
```
procedure B( )
  do
    call A( )
    call B( )
    call A( )
    return
  or
    call b( )
    return
  until true
```

end

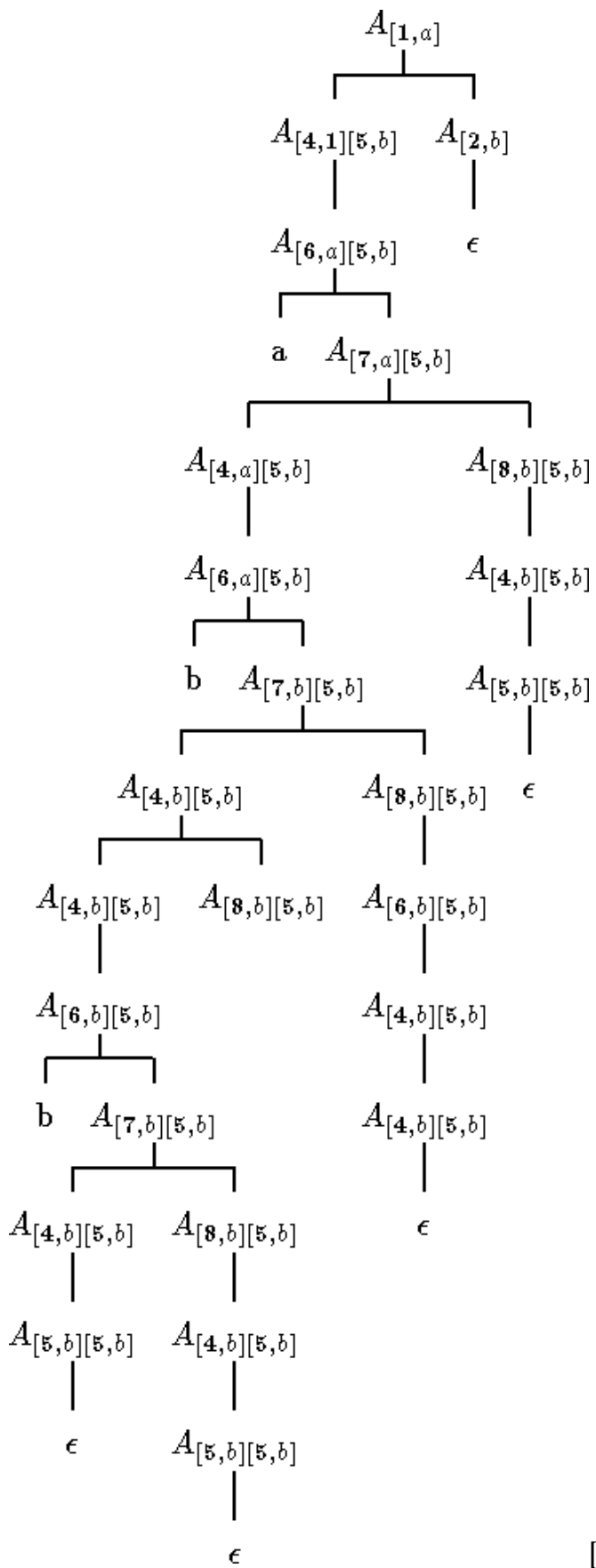
3.3.4

$$S \rightarrow \epsilon$$
$$\rightarrow SaSbSa$$

3.3.5



3.3.6



[source]

```

\Draw
\PdaDiagrams
\Diagram
(
  0,-20,0
& 1,70,0
& 3,35,90
& 4,105,90
& 5,160,-70
)(
  2,160,0
)(
  0,1, {\epsilon, \epsilon/S},
& 1,2, {\epsilon, Z_0/Z_0},
& 1,3, {a, S/a},
& 3,4, {\epsilon, \epsilon/S},
& 4,1, {\epsilon, \epsilon/A},
& 1,5, {a, A/a},{\epsilon, \epsilon/A}
%
& 1,1,235, {a, a/\epsilon,
              b, b/\epsilon,
              b, S/\epsilon,
              b, A/\epsilon}
}
)
\EndDraw

```

```

\Draw
\SF % large font
\TreeSpace(C,10,20)

\Object\root{
\Tree()(
2, $A_{[1,a]}$//
1, $A_{[4,1][5,b]}$ & 1, $A_{[2,b]}$ //
2, $A_{[6,a][5,b]}$ & 0, $\epsilon$ //
0,a & 0 , $A_{[7,a][5,b]}$//
)
\MoveToLoc(3..1)
\MarkXLoc(x)
}

\Object\leaf{
\Tree()(
2 , $A_{[7,a][5,b]}$//
1, $A_{[4,a][5,b]}$ & 1, $A_{[8,b][5,b]}$ //
2, $A_{[6,a][5,b]}$ & 1, $A_{[4,b][5,b]}$//
0,b & 2, $A_{[7,b][5,b]}$ & 1, $A_{[5,b][5,b]}$//
2, $A_{[4,b][5,b]}$ & 1, $A_{[8,b][5,b]}$ & 0,$\epsilon$//
1, $A_{[4,b][5,b]}$ & 0,$A_{[8,b][5,b]}$ & 1,$A_{[6,b][5,b]}$//
2, $A_{[6,b][5,b]}$ & 1, $A_{[4,b][5,b]}$ //
0,b & 2 , $A_{[7,b][5,b]}$ & 1, $A_{[4,b][5,b]}$//
1, $A_{[4,b][5,b]}$ & 1, $A_{[8,b][5,b]}$ & 0,$\epsilon$//
1, $A_{[5,b][5,b]}$ & 1, $A_{[4,b][5,b]}$ //
0,$\epsilon$ & 1, $A_{[5,b][5,b]}$//
0,$\epsilon$//
)
\MoveToLoc(0..0)
\MarkXLoc(y)
}

\root[x]
\leaf[y]
\EndDraw

```


(e) Choose $w = a^m b^m \# a^m b^m$

(f) Choose $w = a^{m!}$

$w_0 = a^{m!-j}$ for some $0 < j \leq m$

For $m > 2$ we have

$$(m-1)! < m((m-1)! - 1) = m! - m \leq m! - j \leq m! - 1 < m!$$

Thus

$(m-1)! < |w_0| < m!$ for $m > 2$ and in such a case w_0 is not in L .

If $m = 1$ then $w = a$ and $w = uvxyz \Rightarrow vy = 1 \Rightarrow w^3 = a^3$ not in L

If $m = 2$ then ($w = aa$ and $w = uvxyz \Rightarrow vy = a \Rightarrow w_3 = a^3$ not in L) or ($vy = aa \Rightarrow w_2 = a^4$ not in L)

$\Rightarrow L$ not cfl.

3.4.3 Choose $(w_1, w_2) = (a^m b^m c^m, d^m)$

Consider any decomposition

$$w_1 = u_1 v_1 x_1 y_1 z_1$$

$$w_2 = u_2 v_2 x_2 y_2 z_2$$

If $v_2 y_2 = \epsilon$ then choose $k = 0$. In such a case $(u_1 v_1^0 x_1 y_1^0 z_1, u_2 v_2^0 x_2 y_2^0 z_2) = (a^{m-j_1} b^{m-j_2} c^{m-j_3}, d^m)$ with $j_1 > 0$ or $j_2 > 0$ or $j_3 > 0$.

If $v_2 y_2 \neq \epsilon$ then choose $k = 2$. In such a case $(u_1 v_1^2 x_1 y_1^2 z_1, u_2 v_2^2 x_2 y_2^2 z_2) = (a^{m+j_1} b^{m+j_2} c^{m+j_3}, d^{m+j_4})$ with $j_4 > 0$ and either $j_1 = 0$ or $j_2 = 0$ or $j_3 = 0$.

\Draw

```
\TextNode(1){%
  \Text(--\ifx #1\Null
    \vbox to 0pt{\vss\hrule depth 3pt height 5pt width 0.75pt\vss}
    \else #1\strut \fi--)}
\let\Null=@
```

```
\Tree()(
  2,S //
1,\Null & 2,A //
1,\Null & 2,S & 1,\Null //
1,\Null & 1,\Null & 2,A & 1,\Null //
1,\Null & 1,\Null & 2,S & 1,\Null & 1,\Null //
1,\Null & 1,\Null & 1,\Null & 2,A & 1,\Null & 1,\Null //
1,\Null & 1,\Null & 1,\Null & 2,S & 1,\Null & 1,\Null & 1,\Null //
1,\Null & 1,\Null & 1,\Null & 1,\Null & 2,A & 1,\Null & 1,\Null & 1,\Null //
0,a & 0,a & 0,a & 0,a & 0,a & 0,b & 0,b & 0,b & 0,b //
)
```

```
\Define\x(3){
  \MoveToNode(8..#3, 1,-1) \Move(0,-4) \MarkLoc(b)
  \MoveToNode(8..#2,-1,-1) \Move(0,-4) \MarkLoc(a)
  \Cseg\Line(a,b) \Cseg[0.5]\Move(b,a) \Move(0,-6) \Text(--#1\strut--)
}
```

```
\PenSize(2pt)
\x(u,0,2) \x(v,3,3) \x(x,4,5) \x(y,6,6) \x(z,7,8)
```

\EndDraw

Sketch of Solutions to Exercises

3.5.1

(a) Replace each transition rule of the form $(q, \alpha, \beta, p, \gamma, \rho)$ with a transition rule of the form $(q, \rho, \beta, p, \gamma, \alpha)$.

(b) Consider any two pushdown transducers M_1 and M_2 . The relation $R(M_1) \cup R(M_2)$ is computable by a pushdown transducer M that consists of two components M_1' and M_2 . Each accepting computation of M starts at M_1' and ends at M_2 .

M_1' is a component similar to M_1 . The only difference is that the accepting states of M_1 are nonaccepting states in M_1' .

The transition of M from M_1' to M_2 is made from those states of M_1' that correspond to the accepting states of M_1 . Upon the transition from M_1' to M_2 the pushdown memory is emptied.

(c) Consider any pushdown transducer M . The reversal of $R(M)$ is computed by a pushdown transducer M_{rev} that is derived from M with the following modifications.

1. M_{rev} has the states of M plus two new states, say, q_0 and q_f . All the states of M are nonaccepting states in M_{rev} .
2. q_0 is the initial state of M_{rev} . While in q_0 the pushdown transducer stores nondeterministically some string in the pushdown store.

The string being stored corresponds to the content of the pushdown store of M upon halting in an accepting configuration or the give input.

3. M_{rev} nondeterministically can move from q_0 to any of the states that corresponds to any accepting state of M .

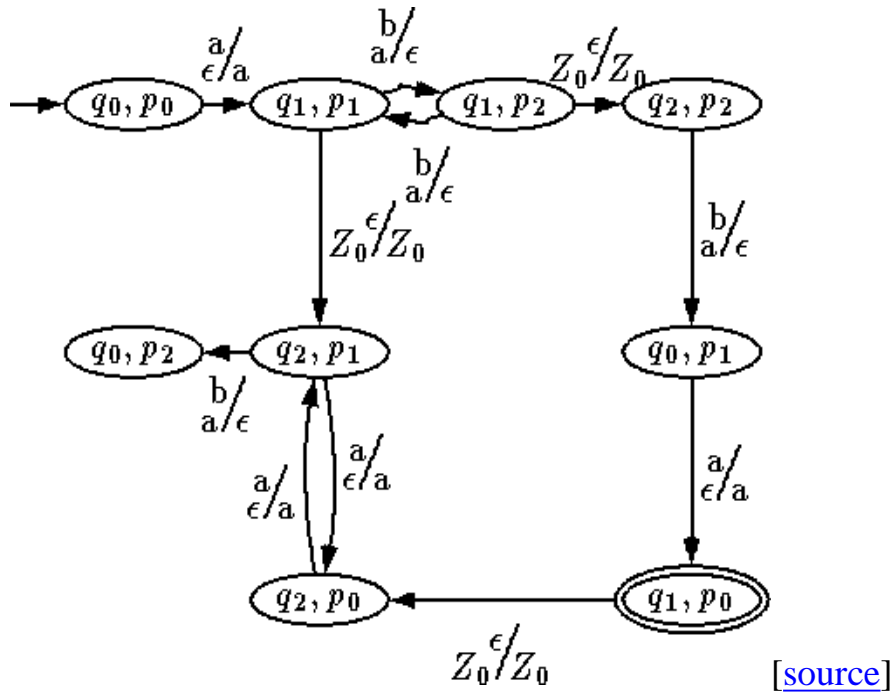
The state being chosen corresponds to the state of M upon halting in an accepting configuration on the given input.

4. q_f is the accepting state of M_{rev} . M_{rev} can reach q_f on empty pushdown store from the state that corresponds to the initial state of M .
5. Each production rule of the form $(q, \alpha, \beta, p, \gamma, \rho)$ is simulated by a sequence of moves that starts at state p , ends at state q , reads α^{rev} , writes ρ^{rev} , pops γ , and pushes β .

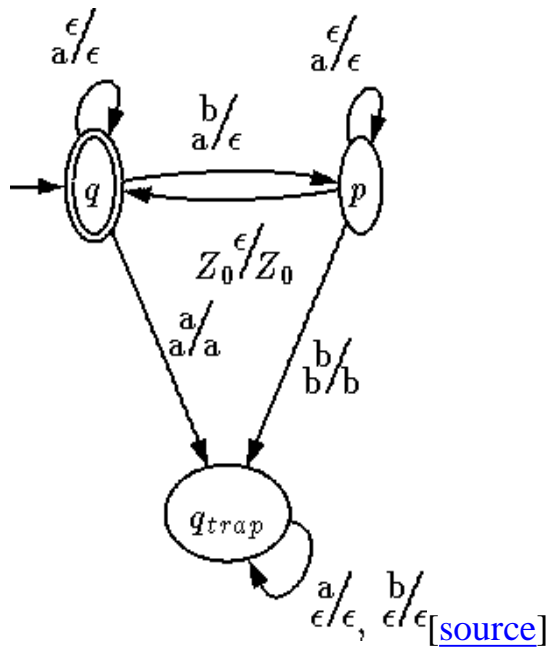
3.5.2 Choose $L_1 = \{a^i b^i \mid i \geq 0\}$ and $L_2 = \{c^j d^j \mid j \geq 0\}$ and use the pumping lemma with the string $w =$

$a^m c^m b^m d^m$ in $\Psi(L_1, L_2)$.

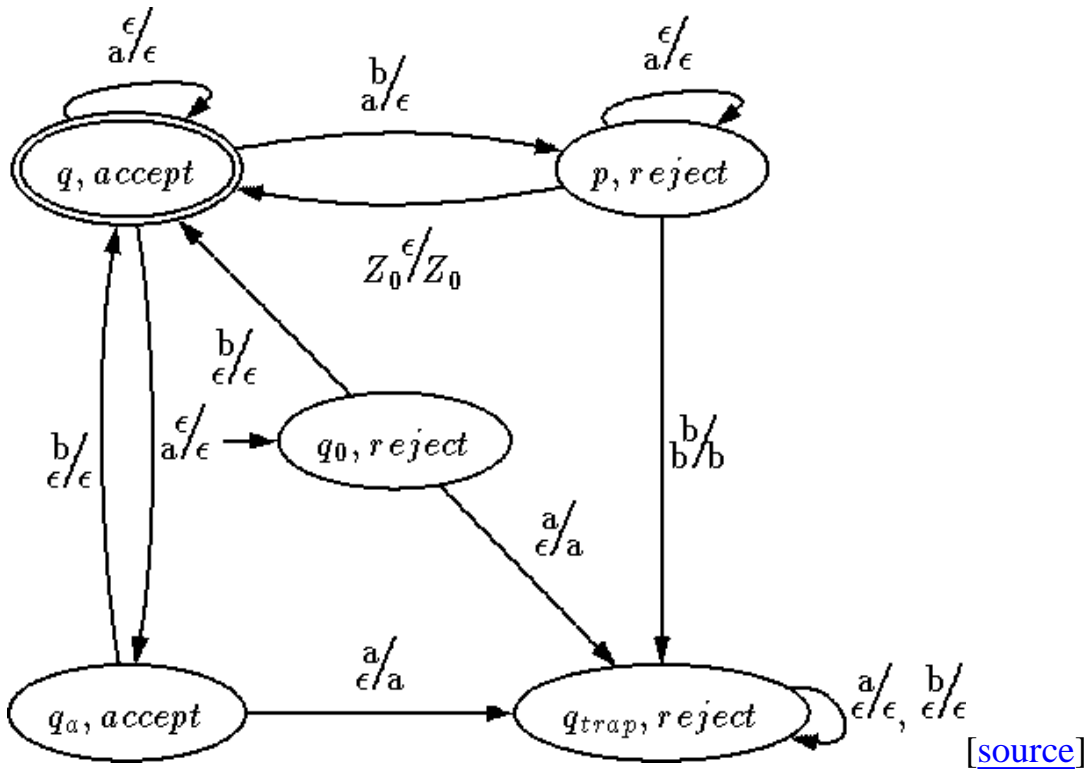
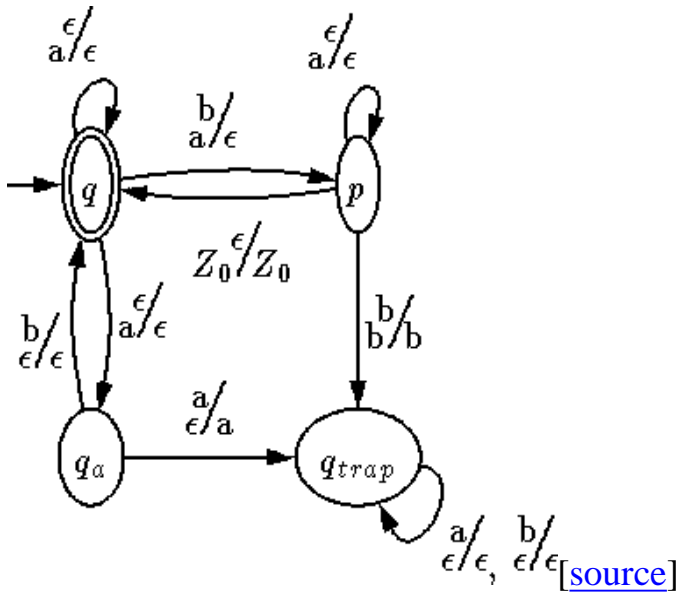
3.5.3



3.5.4



M_{eof} without mixed states.



```

\Draw
  \TextNode(2){\Text(--$q_#1,p_#2$--)}
  \PdaDiagrams
  \StateSpec(+,,,+,,)
  \Diagram
  (
    0,{0,0},0,0
  & 11,{1,1},70,0
  & 12,{1,2},140,0
  & 22,{2,2},210,0
  & 02,{0,2},0,-90
  & 21,{2,1},70,-90
  & 01,{0,1},210,-90
  & 20,{2,0},70,-180
  )
  (
    10,{1,0},210,-180
  )
  (
    0,11,{a,$\epsilon/a},
  & 11,12,{b,a/$\epsilon$},{b,a/$\epsilon$}
  & 11,21,{ $\epsilon$, $Z_0/$Z_0$ },
  & 12,22,{ $\epsilon$, $Z_0/$Z_0$ },
  & 22,01,{b,a/$\epsilon$},
  & 21,02,{b,a/$\epsilon$},
  & 21,20,{a,$\epsilon/a$},{a,$\epsilon/a$}
  & 01,10,{a,$\epsilon/a$},
  & 10,20,{ $\epsilon$, $Z_0/$Z_0$ },
  )
\EndDraw

```

```

\Draw
  \PdaDiagrams
  \StateSpec(+,,,+,,)
  \Diagram
  (
    1,$p$,100,0
  & 2,$q_{\text{trap}}$,50,-120
  )
  (
    0,$q$,0,0
  )
  (
    0,1,{b,a/$\epsilon$},{ $\epsilon$, $Z_0/$Z_0$}
  & 0,2,{a,a/a},
  & 1,2,{b,b/b},
  & 0,0,90,{ $\epsilon$, a/$\epsilon$}
  & 1,1,90,{ $\epsilon$, a/$\epsilon$}
  & 2,2,-40,{a,$\epsilon/$\epsilon$,b,$\epsilon/$\epsilon$}
  )
\EndDraw

```



```

\Draw
  \PdaDiagrams
  \StateSpec(+,,,+,,)
  \Diagram
  (
    1,$p$,100,0
  & 2,$q_{\text{trap}}$,100,-100
  & 3,$q_a$,0,-100
  )
  (
    0,$q$,0,0
  )
  (
    0,1,{b,a/$\epsilon$},{$\epsilon$, $Z_0/$Z_0$}
  & 0,3,{ $\epsilon$, a/$\epsilon$ }, {b, $\epsilon/$\epsilon$}
  & 1,2,{b,b/b},
  & 3,2,{a, $\epsilon$/a},
  & 0,0,90,{ $\epsilon$, a/$\epsilon$}
  & 1,1,90,{ $\epsilon$, a/$\epsilon$}
  & 2,2,-40,{a, $\epsilon/$\epsilon$, b, $\epsilon/$\epsilon$}
  )
\EndDraw

```

```

\Draw
  \PdaDiagrams
  \StateSpec(+,,,+,,)
  \Diagram
  (
    1,{$p,reject$},220,0
  & 2,{$q_{trap},reject$},220,-200
  & 3,{$q_a,accept$},20,-200
  & 0,{$q_0,reject$},120,-100
  )
  (
    4,{$q,accept$},20,0
  )
  (
    4,1,{b,a/$\epsilon$},{$\epsilon$,z_0/z_0$}
  & 4,3,{$\epsilon$,a/$\epsilon$},{b,$\epsilon$/\epsilon$}
  & 1,2,{b,b/b},
  & 3,2,{a,$\epsilon$/a},
  & 0,4,{b,$\epsilon$/\epsilon$},
  & 0,2,{a,$\epsilon$/a},
  & 4,4,90,{$\epsilon$,a/$\epsilon$}
  & 1,1,90,{$\epsilon$,a/$\epsilon$}
  & 2,2,0,{a,$\epsilon$/\epsilon$,b,$\epsilon$/\epsilon$}
  )
\EndDraw

```

Sketch of Solutions to Exercises

3.6.1 Similar to 2.5.8.

3.6.2 Given an instance (M, x) of the membership problem a finite state automaton A_x can be constructed to accept just x . By the proof of Theorem 3.5.1 a pushdown automaton M_x can be constructed to accept $L(M) \cap (L(A_x))^c$. Now M accepts x if and only if $L(M_x) = \emptyset$. Hence, the decidability of the membership problem for pushdown automata follows from the decidability of the emptiness problem for pushdown automata (Theorem 3.6.1).

3.6.3 From a given finite state transducer M a pushdown automaton A can be constructed such that A accepts an empty language if and only if M has at most one output on each input. The pushdown automaton A on a give input x nondeterministically simulates two computations of M as input x . The pushdown automaton A discards the outputs of M , but keeps track of the difference in their lengths. The pushdown automaton A accepts x if and only if it determines that the simulated computations produce outputs of either differnt lengths or of different character at a given location.

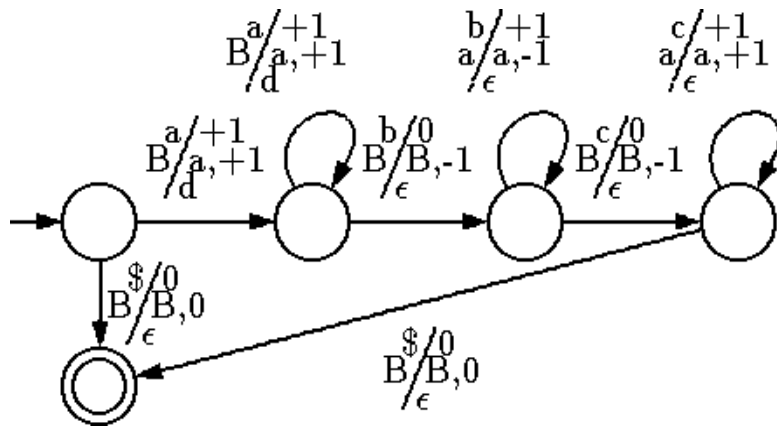
3.6.4 A pushdown automaton A can be constructed to accept an input of the form $x\#y^{\text{rev}}$ if and only if the given finite state transducer M has output y on input x .

Sketch of Solutions to Exercises

4.1.1

$$\begin{aligned}
 (\emptyset q_0 b a b a \$, q_0, \epsilon) &\vdash (\emptyset b q_1 a b a \$, b q_1, b) \\
 &\vdash (\emptyset b a q_1 b a \$, b a q_1, b a) \\
 &\vdash (\emptyset b a q_2 b a \$, b q_2 a, b a) \\
 &\vdash (\emptyset b a q_2 b a \$, q_2 b a, b a) \\
 &\vdash (\emptyset b a q_2 b a \$, q_2 B b a, b a) \\
 &\vdash (\emptyset b a q_3 b a \$, q_3 b a, b a) \\
 &\vdash (\emptyset b a b q_3 a \$, b q_3 a, b a) \\
 &\vdash (\emptyset b a b a q_3 \$, b a q_3, b a) \\
 &\vdash (\emptyset b a b a q_4 \$, b a q_4, b a)
 \end{aligned}$$

4.1.2 (a)

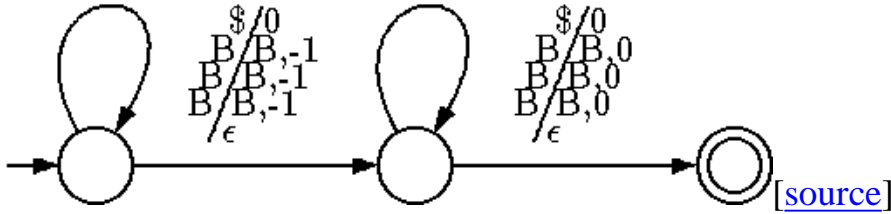


[[source](#)]

(b)

$$\begin{matrix} a/+1 \\ B/a,+1 \\ B/B,0 \\ B/B,0 \\ \epsilon \end{matrix}, \begin{matrix} b/+1 \\ B/B,0 \\ B/b,+1 \\ B/B,0 \\ \epsilon \end{matrix},$$

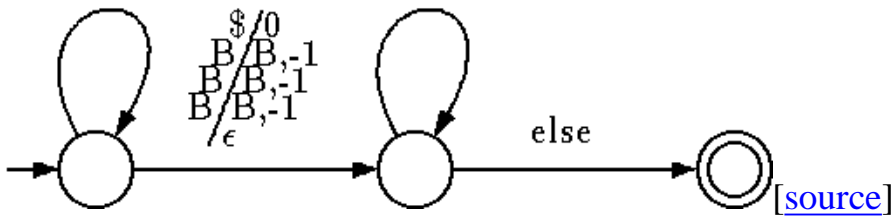
$$\begin{matrix} c/+1 \\ B/B,0 \\ B/B,0 \\ B/c,+1 \\ \epsilon \end{matrix}, \begin{matrix} \$/0 \\ a/a,-1 \\ b/b,-1 \\ c/c,-1 \\ d \end{matrix}$$



(c)

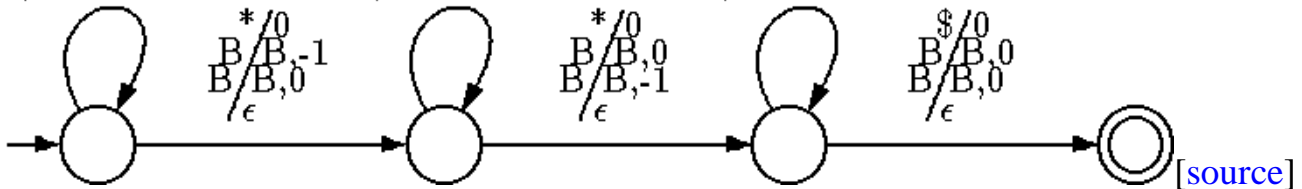
$$\begin{matrix} a/+1 \\ B/a,+1 \\ B/B,0 \\ B/B,0 \\ \epsilon \end{matrix}, \begin{matrix} b/+1 \\ B/B,0 \\ B/b,+1 \\ B/B,0 \\ \epsilon \end{matrix},$$

$$\begin{matrix} c/+1 \\ B/B,0 \\ B/B,0 \\ B/c,+1 \\ \epsilon \end{matrix}, \begin{matrix} \$/0 \\ a/a,-1 \\ b/b,-1 \\ c/c,-1 \\ d \end{matrix}$$

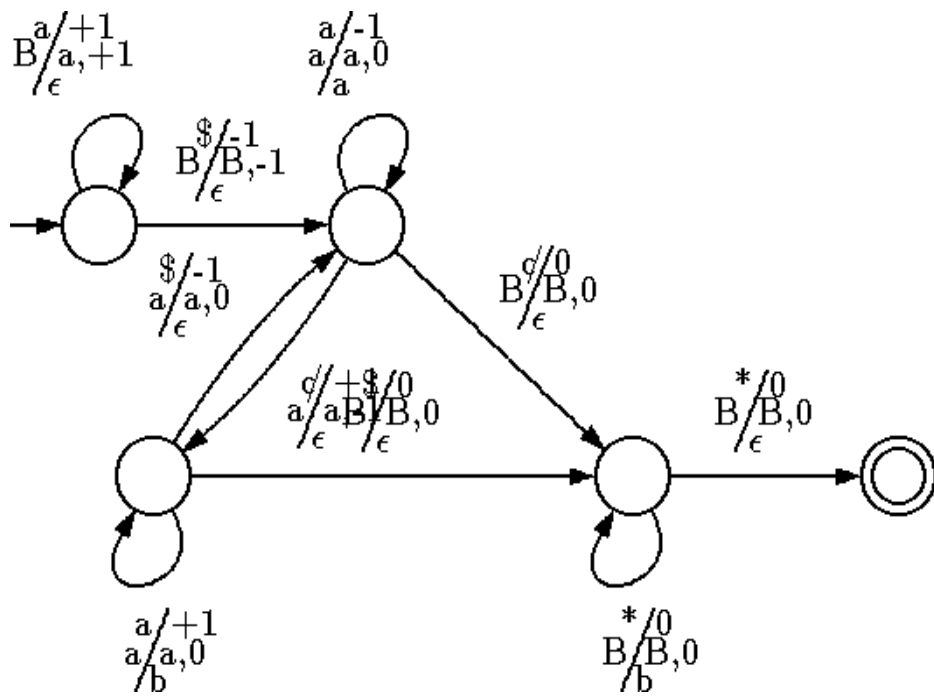


(d)

$$\begin{matrix} a/+1 \\ B/a,+1 \\ B/a,+1 \\ \epsilon \end{matrix}, \begin{matrix} b/+1 \\ B/b,+1 \\ B/B,0 \\ \epsilon \end{matrix}, \begin{matrix} a/+1 \\ B/B,-1 \\ B/B,0 \\ \epsilon \end{matrix}, \begin{matrix} b/+1 \\ B/B,-1 \\ B/B,0 \\ \epsilon \end{matrix}, \begin{matrix} a/+1 \\ B/B,0 \\ a/B,-1 \\ \epsilon \end{matrix}, \begin{matrix} b/+1 \\ B/B,0 \\ B/B,0 \\ \epsilon \end{matrix}$$

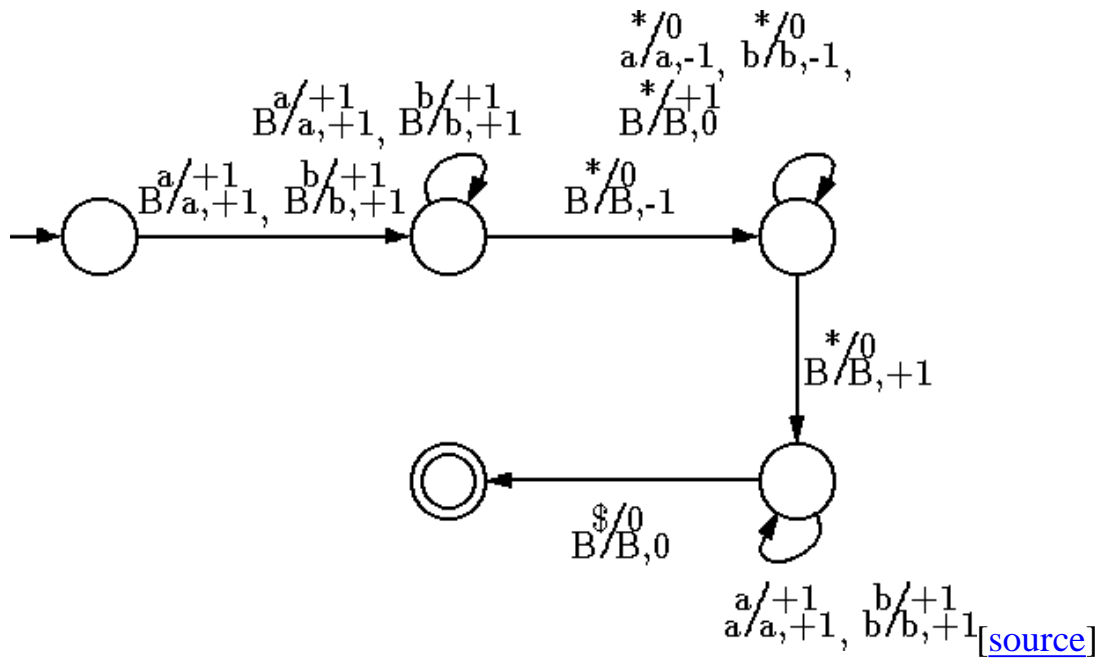


(e)



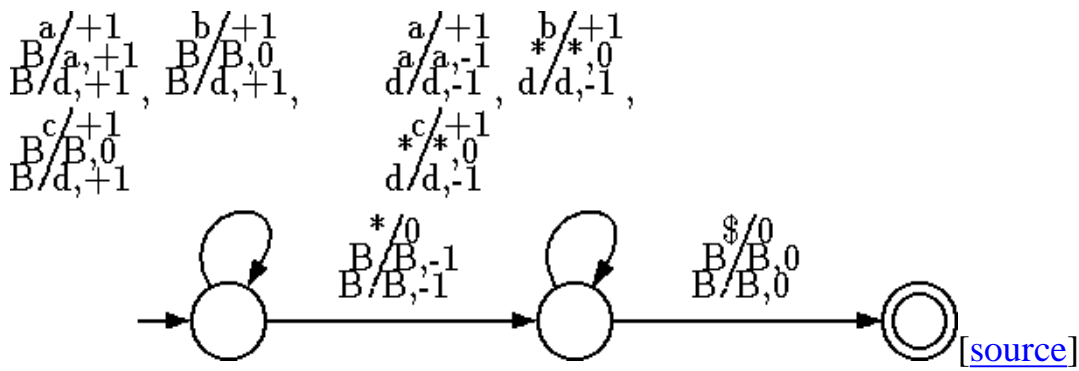
[source]

4.1.3 (a)

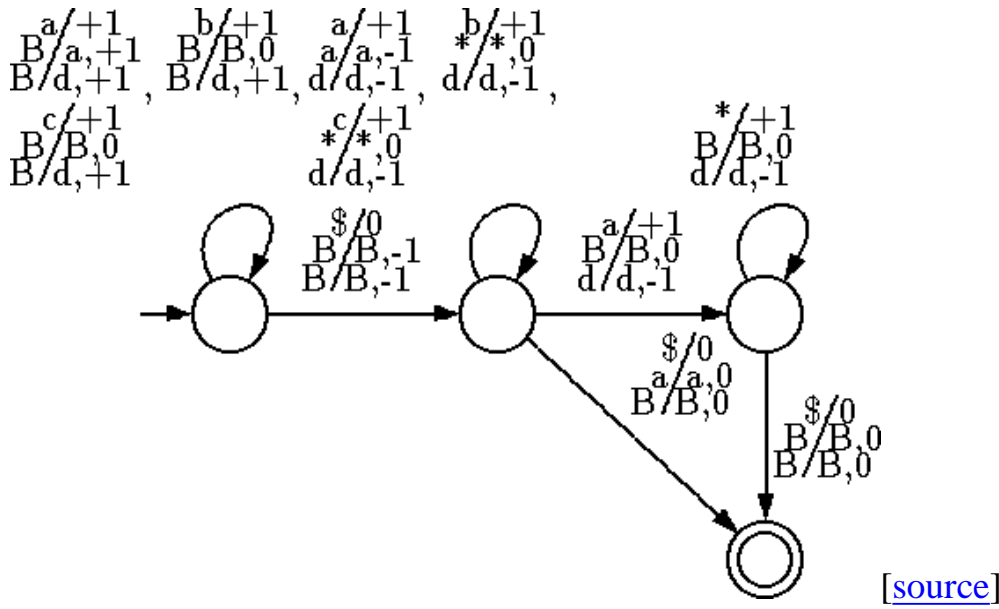


[source]

(b)

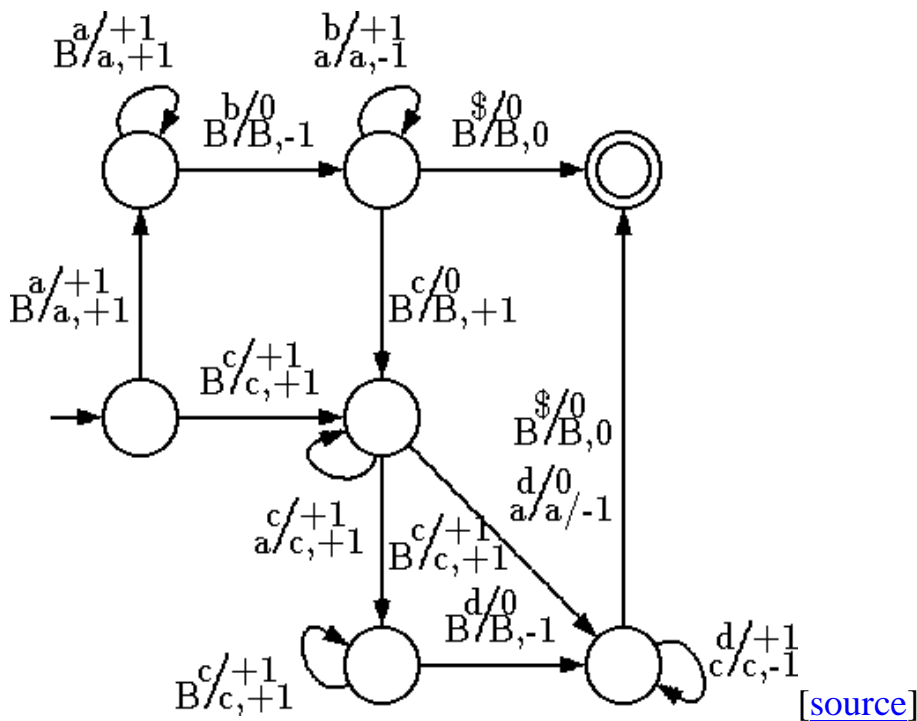


(c)

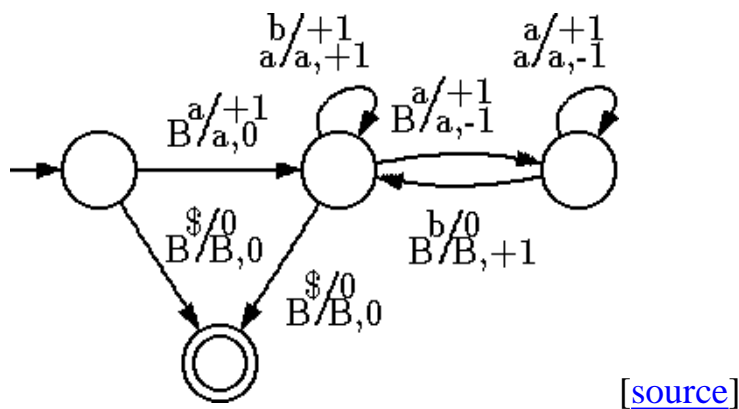


(d)

(e)



(f)



4.1.4

(a) Given two Turing transducers M_1 and M_2 a Turing transducer M_3 can compute $R(M_1) \cup R(M_2)$ by nondeterministically choosing to follow either M_1 or M_2 on a given input.

(b) Given two Turing transducers M_1 and M_2 a Turing transducer M_3 of the following form computes $R(M_1)R(M_2)$. M_3 on a given input x follows a computation of M_1 . Upon reaching an accepting configuration of M_1 the Turing transducer M_3 switches to follow a computation of M_2 on x .

(c) Consider any Turing transducer M_1 . The reversal of $R(M_1)$ can be computed by a Turing transducer M_2 that processes its input in reverse order.

4.1.5 inputs. The complement of $L(M_1)$ is accepted by a Turing machine M_2 that on a given input x tries all possible sequences of t moves of M_1 on x , for $t = 0, 1, \dots$. M_2 accepts x if it finds t such that all sequences correspond to nonaccepting computations of M_1 . M_2 rejects x if it encounters an accepting computation of M_1 .

4.1.6 A linear bounded automaton M on input x can enter at most $s \cdot (|x| + 2) \cdot (|G| + |x|)^m$ different configurations, where s denotes the number of states of M , $|G|$ denotes the number of symbols in the auxiliary work tape alphabet of M , and m denotes the number of auxiliary work tapes of M .

Hence, M can be modified to count the number of configurations being reached, and to force a computation to halt in a nonaccepting state upon reaching the above bound on the number of moves.

4.1.7 Consider any Turing transducer M_1 . Denote by $\{q_0, \dots, q_f\}$ the set of states of M_1 , and by m the number of auxiliary work tapes of M_1 . M_1 is equivalent to an $m + 1$ auxiliary work tape Turing transducer M_2 of the following form.

M_2 has three states $\{p_0, p_1, p_2\}$. p_0 is the initial state, and p_2 is the only accepting state. M_2 uses the first auxiliary work tape for recording the state of M_1 .

```

\Draw
  \TmDiagrams(2)
  \Diagram
  (
    0,0,0
  & 1,80,0
  & 2,160,0
  & 3,240,0
  )
  (
    4,0,-60
  )
  (
    0,1,{a/+1, B/{a,+1}, /d},
  & 1,2,{b/0, B/{B,-1}, /$\epsilon$},
  & 2,3,{c/0, B/{B,-1}, /$\epsilon$},
  & 3,4,{\$/0, B/{B,0}, /$\epsilon$},
  & 0,4,{\$/0, B/{B,0}, /$\epsilon$},
  & 1,1,90,{a/+1, B/{a,+1}, /d}
  & 2,2,90,{b/+1, a/{a,-1}, /$\epsilon$}
  & 3,3,90,{c/+1, a/{a,+1}, /$\epsilon$}
  )
\EndDraw

```

```

\Draw
  \TmDiagrams(4)
  \Diagram
  (
    0,0,0
  & 1,120,0
  )
  (
    2,240,0
  )
  (
    0,1,{\$/0, B/{B,-1}, B/{B,-1}, B/{B,-1}, /$\epsilon$ },
  & 1,2,{\$/0, B/{B,0}, B/{B,0}, B/{B,0}, /$\epsilon$ },
  & 0,0,90,{a/+1, B/{a,+1}, B/{B,0}, B/{B,0}, /$\epsilon$ ,
            b/+1, B/{B,0}, B/{b,+1}, B/{B,0}, /$\epsilon$ ,
            c/+1, B/{B,0}, B/{B,0}, B/{c,+1}, /$\epsilon$
            }
  & 1,1,90,{\$/0, a/{a,-1}, b/{b,-1}, c/{c,-1}, /d}
  )
\EndDraw

```

```
\Draw
  \TmDiagrams(4)
  \Diagram
  (
    0,0,0
  & 1,120,0
  )
  (
    2,240,0
  )
  (
    0,1,{\$/0, B/{B,-1}, B/{B,-1}, B/{B,-1}, /$\epsilon$ },
  & 0,0,90,{a/+1, B/{a,+1}, B/{B,0}, B/{B,0}, /$\epsilon$ ,
           b/+1, B/{B,0}, B/{b,+1}, B/{B,0}, /$\epsilon$ ,
           c/+1, B/{B,0}, B/{B,0}, B/{c,+1}, /$\epsilon$
           }
  & 1,1,90,{\$/0, a/{a,-1}, b/{b,-1}, c/{c,-1}, /d}
  )
\MoveToLoc(1) \Cseg[0.5]\Move(1,2)
\Move(0,10) \Text(--else--)
\Edge(1,2)
\EndDraw
```

```
\Draw
  \TmDiagrams(3)
  \Diagram
  (
    0,0,0
    & 1,130,0
    & 2,260,0
  )
  (
    3,390,0
  )
  (
    0,1,{*/0, B/{B,-1}, B/{B,0}, /$\epsilon$},
    & 1,2,{*/0, B/{B,0}, B/{B,-1}, /$\epsilon$},
    & 2,3,{\$/0, B/{B,0}, B/{B,0}, /$\epsilon$},
    %
    & 0,0,90,{a/+1, B/{a,+1}, B/{a,+1}, /a,
              b/+1, B/{b,+1}, B/{B,0}, /$\epsilon$      }
    & 1,1,90,{a/+1, B/{B,-1}, B/{B,0}, /$\epsilon$,
              b/+1, b/{B,-1}, B/{B,0}, /$\epsilon$      }
    & 2,2,90,{a/+1, B/{B,0}, a/{B,-1}, /$\epsilon$,
              b/+1, B/{B,0}, B/{B,0}, /$\epsilon$      }
  )
\EndDraw
```

```
\Draw
  \TmDiagrams(2)
  \Diagram
  (
    0,0,0
    & 1,100,0
    & 2,20,-90
    & 3,200,-90
  )
  (
    4,300,-90
  )
  (
    0,1,{\$/-1, B/{B,-1}, /$\epsilon$},
    & 1,2,{\cent/+1, a/{a,-1}, /$\epsilon$},
      {\$/-1, a/{a,0}, /$\epsilon$}
    & 1,3,{\cent/0, B/{B,0}, /$\epsilon$},
    & 2,3,{\$/0, B/{B,0}, /$\epsilon$},
    & 3,4,{*/0, B/{B,0}, /$\epsilon$},
    %
    & 0,0,90,{a/+1, B/{a,+1}, /$\epsilon$      }
    & 1,1,90,{a/-1, a/{a,0}, /a}
    & 2,2,-90,{a/+1, a/{a,0}, /b}
    & 3,3,-90,{*/0, B/{B,0}, /b}
  )
\EndDraw
```

```
\Draw
  \TmDiagrams(1)
  \Diagram
  (
    0,0,0
    & 1,130,0
    & 2,260,0
    & 3,260,-90
  )
  (
    4,130,-90
  )
  (
    0,1,{a/+1, B/{a,+1}, b/+1, B/{b,+1}},
    & 1,2,{*/0, B/{B,-1}},
    & 2,3,{*/0, B/{B,+1}},
    & 3,4,{\$/0, B/{B,0}},
    %
    & 1,1,90,{a/+1, B/{a,+1}, b/+1, B/{b,+1}}
    & 2,2,90,{*/0, a/{a,-1}, */0, b/{b,-1}, */+1, B/{B,0}}
    & 3,3,-90,{a/+1, a/{a,+1}, b/+1, b/{b,+1}}
  )
\EndDraw
```

```
\Draw
  \TmDiagrams(2)
  \Diagram
  (
    0,0,0
  & 1,130,0
  )
  (
    2,260,0
  )
  (
    0,1,{*/0, B/{B,-1}, B/{B,-1}},
  & 1,2,{\$/0, B/{B,0}, B/{B,0}},
  %
  & 0,0,90,{a/+1, B/{a,+1}, B/{d,+1},
            b/+1, B/{B,0}, B/{d,+1},
            c/+1, B/{B,0}, B/{d,+1}}
  & 1,1,90,{a/+1, a/{a,-1}, d/{d,-1},
            b/+1, */{*,0}, d/{d,-1},
            c/+1, */{*,0}, d/{d,-1}}
  )
\EndDraw
```



```
\Draw
  \TmDiagrams(2)
  \Diagram
  (
    0,0,0
    & 1,100,0
    & 2,200,0
  )
  (
    3,200,-90
  )
  (
    0,1,{\$/0, B/{B,-1}, B/{B,-1}},
    & 1,2,{a/+1, B/{B,0}, d/{d,-1}},
    & 1,3,{\$/0, a/{a,0}, B/{B,0}},
    & 2,3,{\$/0, B/{B,0}, B/{B,0}},
    %
    & 0,0,90,{a/+1, B/{a,+1}, B/{d,+1},
              b/+1, B/{B,0}, B/{d,+1},
              c/+1, B/{B,0}, B/{d,+1}}
    & 1,1,90,{a/+1, a/{a,-1}, d/{d,-1},
              b/+1, */{*,0}, d/{d,-1},
              c/+1, */{*,0}, d/{d,-1}}
    & 2,2,90,{*/+1, B/{B,0}, d/{d,-1}}
  )
\EndDraw
```

```
\Draw
  \TmDiagrams(1)
  \Diagram
  (
    0,0,0
    & 1,0,90
    & 2,90,90
    & 3,90,0
    & 4,90,-90
    & 5,180,-90
  )
  (
    6,180,90
  )
  (
    0,1,{a/+1, B/{a,+1}},
    & 0,3,{c/+1, B/{c,+1}},
    & 1,2,{b/0, B/{B,-1}},
    & 2,3,{c/0, B/{B,+1}},
    & 2,6,{\$/0, B/{B,0}},
    & 3,4,{c/+1, B/{c,+1}},
    & 3,5,{d/0, a/{a,-1}},
    & 4,5,{d/0, B/{B,-1}},
    & 5,6,{\$/0, B/{B,0}},
    %
    & 1,1,90,{a/+1, B/{a,+1}}
    & 2,2,90,{b/+1, a/{a,-1}}
    & 3,3,230,{c/+1, a/{c,+1}}
    & 4,4,180,{c/+1, B/{c,+1}}
    & 5,5,0,{d/+1, c/{c,-1}}
  )
\EndDraw
```

```
\Draw
  \TmDiagrams(1)
  \Diagram
  (
    0,0,0
  & 1,90,0
  & 2,180,0
  )
  (
    3,45,-70
  )
  (
    0,1,{a/+1, B/{a,0}},
  & 0,3,{\$/0, B/{B,0}},
  & 1,2,{a/+1, B/{a,-1}}, {b/0, B/{B,+1}}
  & 1,3,{\$/0, B/{B,0}},
  %
  & 1,1,90,{b/+1, a/{a,+1}}
  & 2,2,90,{a/+1, a/{a,-1}}
  )
\EndDraw
```

```
\input DraTex.sty
\input AlDraTex.sty
```

```
%%%%%%%%%%%%%%%%%%%%%%%%%%%%%%%%%%%%%%%%%%%%%%%%%%%%%%%%%%%%%%%%%%%%%%%% finite machines %%%%%%%%%%%%%%%%%%%%%%%%%%%%%%%%%%%%%%%%%%%%%%%%%%%%%%%%%%%%%%%%%%%%%%%%%
```

```
\Define\StateDiagrams{
  \Define\StateAt(3){
    \IF \LtInt(##1,0)\ELSE
      \MoveTo(##2,##3)
      \StateNode(##1)(--\null--)          \EdgeToInit(##1)
    \FI  }
  \Define\AStateAt(3){
    \IF \LtInt(##1,0)\ELSE
      \MoveTo(##2,##3)
      \AStateNode(##1)(--\null--)        \EdgeToInit(##1)
    \FI  }
```

```
\Define\StateBt(4){
  \IF \LtInt(##1,0)\ELSE
    \MoveTo(##3,##4)
    \StateNode(##1)(--##2--)
    \EdgeToInit(##1)
  \FI  }
```

```
\Define\AStateBt(4){
  \IF \LtInt(##1,0)\ELSE
    \MoveTo(##3,##4)
    \AStateNode(##1)(--##2--)          \EdgeToInit(##1)
  \FI  }
```

```
\StateSpec(,106,,,106,)
\ArrowHeads(1)
```

```
}
```

```
\Define\EdgeToInit(1){
  \IF \EqInt(##1,0) \MoveToNode(##1,-1,0)
    \Move(-20,0) \FcNode(x) \Edge(x,0)
  \FI
}
```

```
%%%%%%%%%%%%%%%%%%%%%%%%%%%%%%%%%%%%%%%%%%%%%%%%%%%%%%%%%%%%%%%%%%%%%%%%
```

```
\Define\Tape(3){\getlbl#3///%
  { \Move(##1,##2) { \EntryExit(1,0,0,0) \Text(--\strut\tempa-- ) }
    \Move(6,0) \EntryExit(-1,0,0,0) \Text(--\strut\tempa-- ) }}}
```

```
\def\getlbl#1/#2///{\def\temp{#1}\def\tempa{#2}}
```

```
\Define\cent{\hbox{\rlap{\$,/$}c}}
```

```
%%%%%%%% Debugging %%%%%%%%%
```

```
\def\TraceStateDiagramsOn{\Define\TraceState(1){\immediate\write16{..##1}}}
```

```
\def\TraceStateDiagramsOff{\Define\TraceState(1){}}
```

```
\TraceStateDiagramsOff
```

```
%%%%%%%% specification for states %%%%%%%%%
```

```
% \StateSpec( content?, xy-?,y-?, ...same for accept
```

```
% no xy,x content size
```

```
% both xy, x given size
```

```
% alone xy >80 symbol #
```

```
% \StateSpec(+,,+,,) adjustable nodes with content
```

```
% \StateSpec(,106,,+,28,20) fixed no-content for regular states
```

```
% fixed internaloval(28,20)+content for accepting
```

```
% states denoted by nonnegative integer #'s. Initial state must be 0.
```

```
\Define\StateSpec(6){
```

```
\def\tempa{#1}
```

```
\def\tempb{#4}
```

```
\edef\temp{
```

```
\noexpand\DiagramSpec(
```

```
\ifx \tempa\empty \noexpand\StateAt \else \noexpand\StateBt \fi
```

```
\noexpand &
```

```
\ifx \tempb\empty \noexpand\AStateAt\else \noexpand\AStateBt \fi
```

```
\noexpand & \noexpand\TransEdge ) }
```

```
\temp
```

```
\def\temp{#2#3}
```

```
\ifx \temp\empty \let\StateNode=\OvalNode
```

```
\else \def\temp{#3}
```

```
\ifx \temp\empty \NewCIRCNode(\StateNode,#2,)
```

```
\else \NewNode(\StateNode,\MoveToOval){\DrawOval(#2,#3)}\fi
```

```
\fi
```

```
\def\temp{#5#6}
```

```
\ifx \temp\empty \let\AStateNode=\OOvalNode
```

```
\else \def\temp{#6}
```

```
\ifx \temp\empty
```

```
\I=#5; \ifx\tempb\empty \I-3; \else \I+3; \fi
```

```
\NewCIRCNode(\AStateNode,#5,\Val\I)
```

```
\else
```

```
\NewNode(\AStateNode,\MoveToOval){
```

```
\DrawOval(#5,#6)
```

```

        \I=#5; \J=#6;
        \ifx \tempb\empty \I-3; \J-3; \else
            \I+3; \J+3; \fi
        \DrawOval(\Val\I,\Val\J)
    }
\fi
\fi
}

\catcode`\:=11

\NewNode(\OOvalNode,\MoveToOval){
    \Units(1pt,1pt) \GetNodeSize \Va/0.707; \Vb/0.707;
    \SetMinNodeSize
    \if:circle
        \IF \LtDec(\Va,\Vb) \THEN \Va=\Vb;
        \ELSE \IF \LtDec(\Vb,\Va) \THEN \Vb=\Va;
        \FI \FI
    \fi { \:NodeArc(\Val\Va,\Val\Vb) (0,360) }
    \Va+3; \Vb+3; \:NodeArc(\Val\Va,\Val\Vb) (0,360)
}

\catcode`\:=12

%%%%%%%%%% pushdown machines %%%%%%%%%%%

\Define\PdaDiagrams{
    \StateDiagrams
        \Define\trans(3){
            \TraceState(##1..##2)
            \K+1; \IF \EqInt(\K,4) \K=1; \MoveToLoc(o)
            \Move(0,-25) \MarkLoc(o) \FI
            \Object\OB{{ \Move(1,-5) \Line(8,20) }
                \Tape(4,10,##1/)
                \Tape(0, 0,##2)} \OB \cont{##3}}
            \CycleEdgeSpec(30,20)
        \LabelSpec(1){%
            \PictLabel{\MarkLoc(o)\EntryExit(-1,-1,1,-1)\trans(##1,)}
        \def\cont##1{\IF \EqText(,##1)\ELSE \Text(--,~--)\trans(##1)\FI}
    }

\Define\PdtDiagrams{
    \StateDiagrams
        \Define\trans(4){
            \TraceState(##1..##2..##3)
            \K+1; \IF \EqInt(\K,4) \K=1; \MoveToLoc(o)

```

```

\Move(0,-35) \MarkLoc(o) \FI
\Object\OB{{ \Move(1,-5) \Line(12,30) }
\Tape(8,20,##1/)
\Tape(4,10,##2)
\Tape(0, 0, /##3)} \OB \cont{##4}}
\CycleEdgeSpec(30,35)
\LabelSpec(1){%
\PictureLabel{\MarkLoc(o)\EntryExit(-1,-1,1,-1)\trans(##1,)}
\def\cont##1{\IF \EqText(,##1)\ELSE \Text(--,~--)\trans(##1)\FI}
}

```

%%%%%%%%%% Turing machines %%%%%%%%%%

```

\Define\TmDiagrams(1){
\StateDiagrams
\ifcase #1
\or \Define\trans(3){ %1
\K+1; \IF \EqInt(\K,3) \K=1; \MoveToLoc(o)
\Move(0,-25) \MarkLoc(o) \FI
\Object\OB{{ \Move(1,-5) \Line(8,20) }
\Tape(4,10,##1)
\Tape(0, 0, ##2)} \OB \cont{##3}}
\CycleEdgeSpec(30,20)
\or \Define\trans(4){ %2
\K+1; \IF \EqInt(\K,3) \K=1; \MoveToLoc(o)
\Move(0,-35) \MarkLoc(o) \FI
\Object\OB{{ \Move(1,-5) \Line(12,30) }
\Tape(8,20,##1)
\Tape(4,10,##2)
\Tape(0, 0, ##3)} \OB \cont{##4}}
\CycleEdgeSpec(30,35)
\or \Define\trans(5){ %3
\K+1; \IF \EqInt(\K,3) \K=1; \MoveToLoc(o)
\Move(0,-45) \MarkLoc(o) \FI
\Object\OB{{ \Move(1,-5) \Line(16,40) }
\Tape(12,30,##1)
\Tape(8,20,##2)
\Tape(4,10,##3)
\Tape(0, 0, ##4)} \OB \cont{##5}}
\CycleEdgeSpec(30,50)
\or \Define\trans(6){ %4
\K+1; \IF \EqInt(\K,3) \K=1; \MoveToLoc(o)
\Move(0,-55) \MarkLoc(o) \FI
\Object\OB{{ \Move(1,-5) \Line(20,50) }
\Tape(16,40,##1)
\Tape(12,30,##2)
\Tape(8,20,##3)

```

```
        \Tape(4,10,##4)
        \Tape(0,0,##5)} \OB \cont{##6}}
\CycleEdgeSpec(30,65)
```

```
\fi
\LabelSpec(1){%
  \PictLabel{\MarkLoc(o)\EntryExit(-1,-1,1,-1)\trans{##1,)}}
\def\cont##1{\IF \EqText(,##1)\ELSE \Text(--,~--)\trans{##1}\FI}
}
```

```
\endinput
```