

The Comprehensive L^AT_EX Symbol List

Scott Pakin <pakin@uiuc.edu>*

29 September 2003

Abstract

This document lists 2826 symbols and the corresponding L^AT_EX commands that produce them. Some of these symbols are guaranteed to be available in every L^AT_EX 2_ε system; others require fonts and packages that may not accompany a given distribution and that therefore need to be installed. All of the fonts and packages used to prepare this document—as well as this document itself—are freely available from the Comprehensive T_EX Archive Network (<http://www.ctan.org>).

Contents

1	Introduction	6
1.1	Document Usage	6
1.2	Frequently Requested Symbols	6
2	Body-text symbols	7
Table 1:	L ^A T _E X 2 _ε Escapable “Special” Characters	7
Table 2:	L ^A T _E X 2 _ε Commands Defined to Work in Both Math and Text Mode	7
Table 3:	Predefined L ^A T _E X 2 _ε Text-mode Commands	7
Table 4:	Non-ASCII Letters (Excluding Accented Letters)	8
Table 5:	Letters Used to Typeset African Languages	8
Table 6:	Punctuation Marks Not Found in OT1	8
Table 7:	pifont Decorative Punctuation Marks	8
Table 8:	wasysym Phonetic Symbols	8
Table 9:	tipa Phonetic Symbols	8
Table 10:	wsuipa Phonetic Symbols	10
Table 11:	phonetic Phonetic Symbols	10
Table 12:	Text-mode Accents	11
Table 13:	tipa Text-mode Accents	11
Table 14:	wsuipa Text-mode Accents	12
Table 15:	phonetic Text-mode Accents	13
Table 16:	wsuipa Diacritics	13
Table 17:	textcomp Diacritics	13
Table 18:	textcomp Currency Symbols	13
Table 19:	marvosym Currency Symbols	14
Table 20:	wasysym Currency Symbols	14
Table 21:	eurosym Euro Signs	14
Table 22:	textcomp Legal Symbols	14
Table 23:	textcomp Old-style Numerals	14
Table 24:	Miscellaneous textcomp Symbols	15
Table 25:	Miscellaneous wasysym Text-mode Symbols	15
Table 26:	AMS Commands Defined to Work in Both Math and Text Mode	15

*The original version of this document was written by David Carlisle, with several additional tables provided by Alexander Holt. See Section 7.6 on page 69 for more information about who did what.

3	Mathematical symbols	16
Table 27:	Binary Operators	16
Table 28:	\mathcal{AMS} Binary Operators	16
Table 29:	stmaryrd Binary Operators	17
Table 30:	wasysym Binary Operators	17
Table 31:	txfonts/pxfonts Binary Operators	17
Table 32:	mathabx Binary Operators	18
Table 33:	ulsy Geometric Binary Operators	18
Table 34:	mathabx Geometric Binary Operators	18
Table 35:	Variable-sized Math Operators	18
Table 36:	\mathcal{AMS} Variable-sized Math Operators	19
Table 37:	stmaryrd Variable-sized Math Operators	19
Table 38:	wasysym Variable-sized Math Operators	19
Table 39:	mathabx Variable-sized Math Operators	19
Table 40:	txfonts/pxfonts Variable-sized Math Operators	20
Table 41:	esint Variable-sized Math Operators	20
Table 42:	Binary Relations	21
Table 43:	\mathcal{AMS} Binary Relations	21
Table 44:	\mathcal{AMS} Negated Binary Relations	21
Table 45:	stmaryrd Binary Relations	21
Table 46:	wasysym Binary Relations	21
Table 47:	txfonts/pxfonts Binary Relations	22
Table 48:	txfonts/pxfonts Negated Binary Relations	22
Table 49:	mathabx Binary Relations	22
Table 50:	mathabx Negated Binary Relations	23
Table 51:	trsym Binary Relations	23
Table 52:	trfsigns Binary Relations	23
Table 53:	Subset and Superset Relations	23
Table 54:	\mathcal{AMS} Subset and Superset Relations	23
Table 55:	stmaryrd Subset and Superset Relations	24
Table 56:	wasysym Subset and Superset Relations	24
Table 57:	txfonts/pxfonts Subset and Superset Relations	24
Table 58:	mathabx Subset and Superset Relations	24
Table 59:	Inequalities	24
Table 60:	\mathcal{AMS} Inequalities	24
Table 61:	wasysym Inequalities	25
Table 62:	txfonts/pxfonts Inequalities	25
Table 63:	mathabx Inequalities	25
Table 64:	\mathcal{AMS} Triangle Relations	25
Table 65:	stmaryrd Triangle Relations	25
Table 66:	mathabx Triangle Relations	25
Table 67:	Arrows	26
Table 68:	Harpoons	26
Table 69:	textcomp Text-mode Arrows	26
Table 70:	\mathcal{AMS} Arrows	26
Table 71:	\mathcal{AMS} Negated Arrows	26
Table 72:	\mathcal{AMS} Harpoons	26
Table 73:	stmaryrd Arrows	27
Table 74:	txfonts/pxfonts Arrows	27
Table 75:	mathabx Arrows	27
Table 76:	mathabx Negated Arrows	27
Table 77:	mathabx Harpoons	28
Table 78:	chemarrow Arrows	28
Table 79:	ulsy Contradiction Symbols	28
Table 80:	Extension Characters	28
Table 81:	stmaryrd Extension Characters	28
Table 82:	txfonts/pxfonts Extension Characters	28

Table 83:	<code>mathabx</code> Extension Characters	28
Table 84:	Log-like Symbols	29
Table 85:	\mathcal{AMS} Log-like Symbols	29
Table 86:	Greek Letters	29
Table 87:	\mathcal{AMS} Greek Letters	29
Table 88:	<code>txfonts/pxfonts</code> Upright Greek Letters	30
Table 89:	<code>upgreek</code> Upright Greek Letters	30
Table 90:	<code>txfonts/pxfonts</code> Variant Latin Letters	30
Table 91:	\mathcal{AMS} Hebrew Letters	30
Table 92:	Letter-like Symbols	30
Table 93:	\mathcal{AMS} Letter-like Symbols	31
Table 94:	<code>txfonts/pxfonts</code> Letter-like Symbols	31
Table 95:	<code>mathabx</code> Letter-like Symbols	31
Table 96:	<code>trfsigns</code> Letter-like Symbols	31
Table 97:	\mathcal{AMS} Delimiters	31
Table 98:	<code>stmaryrd</code> Delimiters	31
Table 99:	<code>mathabx</code> Delimiters	31
Table 100:	<code>nath</code> Delimiters	31
Table 101:	Variable-sized Delimiters	32
Table 102:	Large, Variable-sized Delimiters	32
Table 103:	Variable-sized <code>stmaryrd</code> Delimiters	32
Table 104:	<code>mathabx</code> Variable-sized Delimiters	32
Table 105:	<code>nath</code> Variable-sized Delimiters (Double)	33
Table 106:	<code>nath</code> Variable-sized Delimiters (Triple)	33
Table 107:	<code>textcomp</code> Text-mode Delimiters	33
Table 108:	Math-mode Accents	34
Table 109:	\mathcal{AMS} Math-mode Accents	34
Table 110:	<code>yhmath</code> Math-mode Accents	34
Table 111:	<code>trfsigns</code> Math-mode Accents	34
Table 112:	Extensible Accents	35
Table 113:	<code>overrightarrow</code> Extensible Accents	35
Table 114:	<code>yhmath</code> Extensible Accents	35
Table 115:	\mathcal{AMS} Extensible Accents	35
Table 116:	<code>chemarr</code> Extensible Accents	36
Table 117:	<code>chemarrow</code> Extensible Accents	36
Table 118:	<code>mathabx</code> Extensible Accents	36
Table 119:	<code>esvect</code> Extensible Accents	37
Table 120:	<code>undertilde</code> Extensible Accents	37
Table 121:	Dots	37
Table 122:	\mathcal{AMS} Dots	37
Table 123:	<code>mathdots</code> Dots	38
Table 124:	<code>yhmath</code> Dots	38
Table 125:	Miscellaneous $\text{\LaTeX} 2_{\epsilon}$ Symbols	38
Table 126:	Miscellaneous \mathcal{AMS} Symbols	38
Table 127:	Miscellaneous <code>wasysym</code> Symbols	38
Table 128:	Miscellaneous <code>txfonts/pxfonts</code> Symbols	38
Table 129:	Miscellaneous <code>mathabx</code> Symbols	39
Table 130:	Miscellaneous <code>textcomp</code> Text-mode Math Symbols	39
Table 131:	<code>mathcomp</code> Math Symbols	39
Table 132:	<code>gensymb</code> Symbols Defined to Work in Both Math and Text Mode	39
Table 133:	<code>mathabx</code> Mayan Digits	39
Table 134:	<code>marvosym</code> Math Symbols	39
Table 135:	Math Alphabets	40

4	Science and technology symbols	41
	Table 136: wasysym Electrical and Physical Symbols	41
	Table 137: ifsym Pulse Diagram Symbols	41
	Table 138: ar Aspect Ratio Symbol	41
	Table 139: textcomp Text-mode Science and Engineering Symbols	41
	Table 140: wasysym Astronomical Symbols	41
	Table 141: marvosym Astronomical Symbols	42
	Table 142: mathabx Astronomical Symbols	42
	Table 143: wasysym Astrological Symbols	42
	Table 144: marvosym Astrological Symbols	42
	Table 145: mathabx Astrological Symbols	42
	Table 146: wasysym APL Symbols	42
	Table 147: wasysym APL Modifiers	42
	Table 148: marvosym Computer Hardware Symbols	43
	Table 149: ascii Control Characters (IBM)	43
	Table 150: marvosym Communication Symbols	43
	Table 151: marvosym Engineering Symbols	43
	Table 152: wasysym Biological Symbols	43
	Table 153: marvosym Biological Symbols	43
	Table 154: marvosym Safety-related Symbols	44
5	Dingbats	45
	Table 155: bbding Arrows	45
	Table 156: pifont Arrows	45
	Table 157: marvosym Scissors	45
	Table 158: bbding Scissors	45
	Table 159: pifont Scissors	45
	Table 160: dingbat Pencils	45
	Table 161: bbding Pencils and Nibs	46
	Table 162: pifont Pencils and Nibs	46
	Table 163: dingbat Hands	46
	Table 164: bbding Hands	46
	Table 165: pifont Hands	46
	Table 166: bbding Crosses and Pluses	46
	Table 167: pifont Crosses and Pluses	46
	Table 168: bbding Xs and Check Marks	46
	Table 169: pifont Xs and Check Marks	47
	Table 170: wasysym Xs and Check Marks	47
	Table 171: pifont Circled Numbers	47
	Table 172: wasysym Stars	47
	Table 173: bbding Stars, Flowers, and Similar Shapes	47
	Table 174: pifont Stars, Flowers, and Similar Shapes	48
	Table 175: wasysym Geometric Shapes	48
	Table 176: ifsym Geometric Shapes	48
	Table 177: bbding Geometric Shapes	49
	Table 178: pifont Geometric Shapes	49
	Table 179: universa Geometric Shapes	49
	Table 180: manfnt Dangerous Bend Symbols	49
	Table 181: skull Symbols	49
	Table 182: Non-Mathematical mathabx Symbols	49
	Table 183: marvosym Information Symbols	49
	Table 184: Miscellaneous dingbat Dingbats	50
	Table 185: Miscellaneous bbding Dingbats	50
	Table 186: Miscellaneous pifont Dingbats	50

6 Other symbols	51
Table 187: <code>textcomp</code> Genealogical Symbols	51
Table 188: <code>wasysym</code> General Symbols	51
Table 189: <code>wasysym</code> Musical Notes	51
Table 190: <code>wasysym</code> Circles	51
Table 191: Miscellaneous <code>manfnt</code> Symbols	51
Table 192: <code>marvosym</code> Navigation Symbols	52
Table 193: <code>marvosym</code> Laundry Symbols	52
Table 194: Other <code>marvosym</code> Symbols	52
Table 195: Miscellaneous <code>universa</code> Symbols	52
Table 196: <code>ifsym</code> Weather Symbols	53
Table 197: <code>ifsym</code> Alpine Symbols	53
Table 198: <code>ifsym</code> Clocks	53
Table 199: Other <code>ifsym</code> Symbols	53
Table 200: <code>skak</code> Chess Informator Symbols	54
7 Additional Information	55
7.1 Symbol Name Clashes	55
7.2 Where can I find the symbol for ... ?	55
7.3 Math-mode spacing	64
7.4 Bold mathematical symbols	65
7.5 ASCII and Latin 1 quick reference	66
7.6 About this document	69
References	69
Index	71

1 Introduction

Welcome to the Comprehensive L^AT_EX Symbol List! This document strives to be your primary source of L^AT_EX symbol information: font samples, L^AT_EX commands, packages, usage details, caveats—everything needed to put thousands of different symbols at your disposal. All of the fonts covered herein meet the following criteria:

1. They are freely available from the Comprehensive T_EX Archive Network (<http://www.ctan.org>).
2. All of their symbols have L^AT_EX 2_ε bindings. That is, a user should be able to access a symbol by name, not just by `\char⟨number⟩`.

These are not particularly limiting criteria; the Comprehensive L^AT_EX Symbol List contains samples of 2826 symbols—quite a large number. Some of these symbols are guaranteed to be available in every L^AT_EX 2_ε system; others require fonts and packages that may not accompany a given distribution and that therefore need to be installed. See <http://www.tex.ac.uk/cgi-bin/texfaq2html?label=instpackages+wherefiles> for help with installing new fonts and packages.

1.1 Document Usage

Each section of this document contains a number of font tables. Each table shows a set of symbols, with the corresponding L^AT_EX command to the right of each symbol. A table’s caption indicates what package needs to be loaded in order to access that table’s symbols. For example, the symbols in Table 23, “textcomp Old-Style Numerals”, are made available by putting “`\usepackage{textcomp}`” in your document’s preamble. “*AMS*” means to use the *AMS* packages, viz. `amssymb` and/or `amsmath`. Notes below a table provide additional information about some or all the symbols in that table.

One note that appears a few times in this document, particularly in Section 2, indicates that certain symbols do not exist in the OT1 font encoding (Donald Knuth’s original, 7-bit font encoding, which is the default font encoding for L^AT_EX) and that you should use `fontenc` to select a different encoding, such as T1 (a common 8-bit font encoding). That means that you should put “`\usepackage[⟨encoding⟩]{fontenc}`” in your document’s preamble, where `⟨encoding⟩` is, e.g., T1 or LY1. To limit the change in font encoding to the current group, use “`\fontencoding{⟨encoding⟩}\selectfont`”.

Section 7 contains some additional information about the symbols in this document. It shows which symbol names are not unique across packages, gives examples of how to create new symbols out of existing symbols, explains how symbols are spaced in math mode, presents a L^AT_EX ASCII and Latin 1 tables, and provides some information about this document itself. The Comprehensive L^AT_EX Symbol List ends with an index of all the symbols in the document and various additional useful terms.

1.2 Frequently Requested Symbols

There are a number of symbols that are requested over and over again on `comp.text.tex`. If you’re looking for such a symbol the following list will help you find it quickly.

_, as in “Spaces_are_significant.”	7	≲ and ≳	24
í, ì, î, î, etc. (versus í, ì, î, and î)	11	∴	38
¢	13	°, as in “180°” or “15°C”	39
€	14	<i>L</i> , <i>F</i> , etc.	40
©, ®, and ™	14	N, Z, R, etc.	40
‰	15	<i>f</i>	58
ℱ	20	â, è, etc. (i.e., several accents per character)	60
∴	21	<, >, and (instead of j, i, and —)	66
:= and ::=	22	^ and ~ (or ~)	67

2 Body-text symbols

This section lists symbols that are intended for use in running text, such as punctuation marks, accents, ligatures, and currency symbols.

TABLE 1: L^AT_EX 2_ε Escapable “Special” Characters

\$	\\$	%	\%	_	_*	}	\}	&	\&	#	\#	{	\{
----	-----	---	----	---	-----	---	----	---	----	---	----	---	----

* The `underscore` package redefines “_” to produce an underscore in text mode (i.e., it makes it unnecessary to escape the underscore character).

TABLE 2: L^AT_EX 2_ε Commands Defined to Work in Both Math and Text Mode

\$	\\$	Ⓒ	Ⓒ	\copyright	‡	\ddag	{	\{
¶	\P	Ⓒ	Ⓒ	\copyright	...	\dots	}	\}
§	\S	†	†	\dag	£	\pounds		

Where two symbols are present, the left one is the “faked” symbol that L^AT_EX 2_ε provides by default, and the right one is the “true” symbol that `textcomp` makes available.

TABLE 3: Predefined L^AT_EX 2_ε Text-mode Commands

^	\textasciicircum	<	\textless
~	\textasciitilde	a	\textordfeminine
*	\textasteriskcentered	o	\textordmasculine
\	\textbackslash	¶	\textparagraph
	\textbar	.	\textperiodcentered
{	\textbraceleft	¿	\textquestiondown
}	\textbraceright	“	\textquotedblleft
•	\textbullet	”	\textquotedblright
Ⓒ	\textcopyright	‘	\textquoteleft
†	\textdagger	’	\textquoteright
‡	\textdaggerdbl	Ⓓ	\textregistered
\$	\textdollar	§	\textsection
...	\textellipsis	£	\textsterling
—	\textemdash	™	\texttrademark
-	\textendash	_	\textunderscore
¡	\textexclamdown	␣	\textvisiblespace
>	\textgreater		

Where two symbols are present, the left one is the “faked” symbol that L^AT_EX 2_ε provides by default, and the right one is the “true” symbol that `textcomp` makes available.

TABLE 4: Non-ASCII Letters (Excluding Accented Letters)

ǎ	\aa	Ð	\DH*	Ł	\L	ø	\o	ß	\ss
Å	\AA	ð	\dh*	ł	\l	Ø	\O	ŠŠ	\SS
Æ	\AE	Ð	\DJ*	Đ	\NG*	Œ	\OE	Þ	\TH*
æ	\ae	đ	\dj*	ŋ	\ng*	œ	\oe	þ	\th*

* Not available in the OT1 font encoding. Use the fontenc package to select an alternate font encoding, such as T1.

TABLE 5: Letters Used to Typeset African Languages

Ð	\B{D}	ɔ̣	\m{c}	f	\m{f}	ƙ	\m{k}	t	\M{t}	Ʒ	\m{Z}
ɔ̣	\B{d}	Ɖ	\m{D}	F	\m{F}	Ɗ	\m{N}	Ƨ	\M{T}	Ɛ	\T{E}
H	\B{H}	ɔ̣	\M{d}	Ƴ	\m{G}	ɲ	\m{n}	Ƨ	\m{t}	ɛ	\T{e}
h	\B{h}	Ɖ	\M{D}	Ƴ	\m{g}	ɔ̣	\m{o}	Ƨ	\m{T}	Ɔ	\T{O}
t	\B{t}	ɔ̣	\m{d}	ɪ	\m{i}	Ɔ	\m{O}	u	\m{u}*	ɔ̣	\T{o}
T	\B{T}	Ɛ	\m{E}	ɪ	\m{i}	Ɔ	\m{P}	U	\m{U}*		
ɓ	\m{b}	ɛ	\m{e}	Ɔ	\m{J}	ɓ	\m{p}	Y	\m{Y}		
Ɓ	\m{B}	Ɛ	\M{E}	ɲ	\m{j}	Ƨ	\m{s}	y	\m{y}		
Ƈ	\m{C}	ə	\M{e}	K	\m{K}	Ƨ	\m{S}	z	\m{z}		

These characters all need the T4 font encoding, which is provided by the fc package.

* \m{v} and \m{V} are synonyms for \m{u} and \m{U}.

TABLE 6: Punctuation Marks Not Found in OT1

«	\guillemotleft	<	\guilsinglleft	„	\quotedblbase	"	\textquotedbl
»	\guillemotright	>	\guilsinglright	,	\quotesinglbase		

To get these symbols, use the fontenc package to select an alternate font encoding, such as T1.

TABLE 7: pifont Decorative Punctuation Marks

•	\ding{123}	“	\ding{125}	‡	\ding{161}	‡	\ding{163}
•	\ding{124}	”	\ding{126}	‡	\ding{162}		

TABLE 8: wasysym Phonetic Symbols

Ð	\DH	ð	\dh	ɔ̣	\openo
Þ	\Thorn	ə	\inve	þ	\thorn

TABLE 9: tipa Phonetic Symbols

γ	<code>\textbabygamma</code>	?	<code>\textglotstop</code>	η	<code>\textrightaln</code>
\bar{b}	<code>\textbarb</code>	\cdot	<code>\texthalflength</code>	r	<code>\textrightair</code>
\bar{c}	<code>\textbarc</code>	\bar{b}	<code>\texthardsign</code>	s	<code>\textrightails</code>
\bar{d}	<code>\textbard</code>	^	<code>\texthooktop</code>	t	<code>\textrightailt</code>
j	<code>\textbardotlessj</code>	b	<code>\texthtb</code>	z	<code>\textrightailz</code>
g	<code>\textbarg</code>	f	<code>\texthtbardotlessj</code>	,	<code>\textrighthook</code>
?	<code>\textbarglotstop</code>	c	<code>\texthtc</code>	A	<code>\texttsca</code>
i	<code>\textbari</code>	d	<code>\texthtd</code>	B	<code>\texttscb</code>
l	<code>\textbarl</code>	g	<code>\texthtg</code>	E	<code>\texttsce</code>
o	<code>\textbaro</code>	h	<code>\texthth</code>	G	<code>\texttscg</code>
f	<code>\textbarrevglotstop</code>	j	<code>\texththeng</code>	H	<code>\texttsch</code>
u	<code>\textbaru</code>	k	<code>\texthtk</code>	o	<code>\texttschwa</code>
l	<code>\textbeltl</code>	\beta	<code>\texthtp</code>	I	<code>\texttsci</code>
\beta	<code>\textbeta</code>	q	<code>\texthtq</code>	J	<code>\texttscj</code>
$\text{\textcircled{O}}$	<code>\textbullseye</code>	q	<code>\texthtrtaild</code>	L	<code>\texttscl</code>
'	<code>\textceltpal</code>	c	<code>\texthtscg</code>	N	<code>\texttscn</code>
\chi	<code>\textchi</code>	f	<code>\texthtt</code>	$\text{\textcircled{E}}$	<code>\texttscoelig</code>
\varepsilon	<code>\textcloseepsilon</code>	h	<code>\texthvlig</code>	\Omega	<code>\texttscomega</code>
\omega	<code>\textcloseomega</code>	$\text{\textcircled{b}}$	<code>\textinvglotstop</code>	R	<code>\texttscr</code>
$\text{\textcircled{3}}$	<code>\textcloserevepsilon</code>	B	<code>\textinvscr</code>	a	<code>\texttscripta</code>
z	<code>\textcommatailz</code>	v	<code>\textiota</code>	g	<code>\texttscriptg</code>
'	<code>\textcorner</code>	\lambda	<code>\textlambd</code>	U	<code>\texttscriptv</code>
b	<code>\textcrb</code>	:	<code>\textlengthmark</code>	U	<code>\texttscu</code>
d	<code>\textcrd</code>	t	<code>\textlhookt</code>	Y	<code>\texttscy</code>
g	<code>\textcrg</code>	l	<code>\textlhtlongi</code>	,	<code>\textsecstress</code>
h	<code>\textcrh</code>	y	<code>\textlhtlongy</code>	$\text{\textcircled{b}}$	<code>\textsoftsign</code>
$\text{\textcircled{b}}$	<code>\textcrinvglotstop</code>	r	<code>\textlonglegr</code>	[<code>\textstretchc</code>
\lambda	<code>\textcrlambda</code>	<	<code>\textlptr</code>	$\text{\textcircled{c}}$	<code>\texttctclig</code>
2	<code>\textcrtwo</code>	\eta	<code>\textltailm</code>	f	<code>\texttreshlig</code>
c	<code>\textctc</code>	\mu	<code>\textltailn</code>	\theta	<code>\textttheta</code>
d	<code>\textctd</code>	l	<code>\textltilde</code>	p	<code>\texttthorn</code>
dz	<code>\textctdctzlig</code>	b	<code>\textlyoghlig</code>	 	<code>\texttoneletterstem</code>
\int	<code>\textctesh</code>	J	<code>\textObardotlessj</code>	ts	<code>\textttslig</code>
j	<code>\textctj</code>	b	<code>\textOlyoghlig</code>	e	<code>\texttturna</code>
\mu	<code>\textctn</code>	\omega	<code>\textomega</code>	$\text{\textcircled{x}}$	<code>\texttturncelig</code>
t	<code>\textctt</code>	'	<code>\textopencorner</code>	y	<code>\texttturnh</code>
$\text{\textcircled{c}}$	<code>\textcttctclig</code>	$\text{\textcircled{c}}$	<code>\textopeno</code>	x	<code>\texttturnk</code>
$\text{\textcircled{3}}$	<code>\textctyogh</code>	,	<code>\textpalhook</code>	I	<code>\texttturnlonglegr</code>
z	<code>\textctz</code>	\Phi	<code>\textphi</code>	u	<code>\texttturnm</code>
dz	<code>\textdctzlig</code>	 	<code>\textpipe</code>	u	<code>\texttturnmrlig</code>
f	<code>\textdoublebaresh</code>	'	<code>\textprimstress</code>	r	<code>\texttturnr</code>
+	<code>\textdoublebarpipe</code>	?	<code>\textraiseglotstop</code>	r	<code>\texttturnrrtail</code>
\neq	<code>\textdoublebarslash</code>	l	<code>\textraiseviby</code>	D	<code>\texttturnscripta</code>
 	<code>\textdoublepipe</code>	\gamma	<code>\texttramshorns</code>	r	<code>\texttturnt</code>
 	<code>\textdoublevertline</code>	'	<code>\textrevapostrophe</code>	\Lambda	<code>\texttturnv</code>
\downdownarrows	<code>\textdownstep</code>	$\text{\textcircled{e}}$	<code>\textreve</code>	$\text{\textcircled{M}}$	<code>\texttturnw</code>
$\text{\textcircled{d}}$	<code>\textdyoghlig</code>	3	<code>\textrevepsilon</code>	$\text{\textcircled{f}}$	<code>\texttturny</code>
dz	<code>\textdzlig</code>	$\text{\textcircled{f}}$	<code>\textrevglotstop</code>	v	<code>\texttupsilon</code>
\varepsilon	<code>\textepsilon</code>	$\text{\textcircled{e}}$	<code>\textrevyogh</code>	\uparrow	<code>\texttupstep</code>
\int	<code>\textesh</code>	$\text{\textcircled{3}}$	<code>\textrhookrevepsilon</code>	 	<code>\texttvertline</code>
r	<code>\textfishhookr</code>	$\text{\textcircled{x}}$	<code>\textrhookschwa</code>	l	<code>\texttviby</code>
g	<code>\textg</code>	$\text{\textcircled{v}}$	<code>\textrhoticity</code>	y	<code>\texttviby</code>
\gamma	<code>\textgamma</code>	>	<code>\textrptr</code>	p	<code>\texttwynn</code>
\textbackslash	<code>\textglobfall</code>	d	<code>\textrightaild</code>	3	<code>\texttyogh</code>

(continued on next page)

(continued from previous page)

↗ \textglobrise | \textrtaill

tipa defines shortcut characters for many of the above. It also defines a command \tone for denoting tone letters (itches). See the tipa documentation for more information.

TABLE 10: wsuipa Phonetic Symbols

ɤ	\babygamma	ŋ	\eng	ŋ	\labdentalnas	ə	\schwa
ḃ	\barb	ɛ̣	\er	ɬ	\latfric	ɪ	\sci
ḍ	\bard	ʃ	\esh	ɥ	\legm	Ń	\scn
ḱ	\bari	ð	\eth	ɾ	\legr	Ŕ	\scr
ḥ	\barl	ɹ	\flapr	ɮ	\lz	ɑ	\scripta
ḙ	\baro	ʔ	\glotstop	α	\nialpha	ɡ	\scriptg
ḑ	\barp	ḃ	\hookb	β	\nibeta	ʋ	\scriptv
ḥ	\barsci	ḍ	\hookd	χ	\nichi	Ʊ	\scu
ḥ	\barscu	ḑ	\hookg	ε	\niepsilon	Ʒ	\scy
ḥ	\baru	ḥ	\hookh	γ	\nigamma	ɸ	\slashb
ḥ	\clickb	ḥ	\hookheng	ι	\niiota	ɹ	\slashc
ḥ	\clickc	ɜ̣	\hookrevepsilon	λ	\nilambda	ɸ	\slashd
ḥ	\clickt	ɥ	\hv	ω	\niomega	ɸ	\slashu
ḥ	\closedniomega	ɛ	\inva	φ	\niphi	ɸ	\taild
ḥ	\closedrevepsilon	ɟ	\invf	σ	\nisigma	ɸ	\tailinvr
ḥ	\crossb	ɮ	\invglotstop	θ	\nitheta	ɸ	\taill
ḥ	\crossd	ɥ	\invh	ʋ	\niupsilon	ɸ	\tailn
ḥ	\crossh	ɸ	\invlegr	ɸ	\nj	ɸ	\tailr
ḥ	\crossnilambda	ɸ	\invm	∞	\oo	ɸ	\tails
ḥ	\curlyc	ɸ	\invr	ɸ	\openo	ɸ	\tailt
ḥ	\curlyesh	ɸ	\invscr	ə	\reve	ɸ	\tailz
ḥ	\curlyyogh	ɸ	\invscripta	ɸ	\reveject	ɸ	\tesh
ḥ	\curlyz	ɸ	\invv	ɸ	\revepsilon	ɸ	\thorn
ḥ	\dlbari	ɸ	\invw	ɸ	\revglotstop	ɸ	\tildel
ḥ	\dz	ɸ	\invy	ɸ	\scd	ɸ	\yogh
ɸ	\ejective	ɸ	\ipagamma	ɸ	\scg		

TABLE 11: phonetic Phonetic Symbols

ɸ	\barj	ɹ	\flap	ɪ	\libar	ɸ	\rotvara	ɪ	\vari
λ	\barlambda	ʔ	\glottal	ɸ	\openo	ɸ	\rotw	ω	\varomega
ŋ	\engma	Ḃ	\hausab	ḥ	\planck	ɸ	\roty	ɸ	\varopeno
ŋ	\engma	ḃ	\hausab	ɸ	\pwedge	ə	\schwa	ɸ	\vod
ɸ	\enya	ḍ	\hausad	ɸ	\revD	ɸ	\thorn	ɸ	\voicedh
ε	\epsi	Ḍ	\hausad	ɪ	\riota	ɸ	\ubar	ɸ	\yogh
ʃ	\esh	ḑ	\hausak	ɸ	\rotm	ɸ	\udesc		
ð	\eth	Ḑ	\hausak	ɸ	\rotOmega	ɑ	\vara		
ḥ	\fj	ḍ	\hookd	ɸ	\rotr	ɸ	\varg		

TABLE 12: Text-mode Accents

Ää	<code>\{"A}\{a}</code>	Àà	<code>\{A}\{a}</code>	Ǽǽ	<code>\H{A}\H{a}</code>	Ǻǻ	<code>\u{A}\u{a}</code>
Áá	<code>\' {A}\' {a}</code>	Ȧa	<code>\b{A}\b{a}</code>	Ȧȧ	<code>\k{A}\k{a}</code> [†]	Ǻǻ	<code>\v{A}\v{a}</code>
Ăă	<code>\. {A}\. {a}</code>	Ȧȧ	<code>\c{A}\c{a}</code>	Ăă	<code>\r{A}\r{a}</code>	Ăă	<code>\~{A}\~{a}</code>
Āā	<code>\={A}\={a}</code>	Ȧȧ	<code>\d{A}\d{a}</code>	Āā	<code>\t{A}\t{a}</code>		
Ââ	<code>\^{A}\^{a}</code>	Ȧȧ	<code>\G{A}\G{a}</code> [‡]	Ȧȧ	<code>\U{A}\U{a}</code> [‡]		
Ââ	<code>\newtie{A}\newtie{a}</code> [*]	Ⓐⓐ	<code>\textcircled{A}\textcircled{a}</code>				

* Requires the `textcomp` package.

[†] Not available in the OT1 font encoding. Use the `fontenc` package to select an alternate font encoding, such as T1.

[‡] Requires the T4 font encoding, provided by the `fc` package.

Also note the existence of `\i` and `\j`, which produce dotless versions of “i” and “j” (viz., “i” and “j”). These are useful when the accent is supposed to replace the dot. For example, “`na\{i}ve`” produces a correct “naïve”, while “`na\{i}ve`” would yield the rather odd-looking “naïve”. (“`na\{i}ve`” *does* work in encodings other than OT1, however.)

TABLE 13: tipa Text-mode Accents

Áá	<code>\textacutemacron{A}\textacutemacron{a}</code>
Áá	<code>\textacutewedge{A}\textacutewedge{a}</code>
Ȧȧ	<code>\textadvancing{A}\textadvancing{a}</code>
Ȧȧ	<code>\textbottomtiebar{A}\textbottomtiebar{a}</code>
Ǽǽ	<code>\textbrevemacron{A}\textbrevemacron{a}</code>
Ăă	<code>\textcircumacute{A}\textcircumacute{a}</code>
Āā	<code>\textcircumdot{A}\textcircumdot{a}</code>
Ǻǻ	<code>\textdotacute{A}\textdotacute{a}</code>
Ȧȧ	<code>\textdotbreve{A}\textdotbreve{a}</code>
Ȧȧ	<code>\textdotbreve{A}\textdotbreve{a}</code>
Ää	<code>\textdoublegrave{A}\textdoublegrave{a}</code>
Ää	<code>\textdoublevbaraccent{A}\textdoublevbaraccent{a}</code>
Ăă	<code>\textgravecircum{A}\textgravecircum{a}</code>
Ăă	<code>\textgravedot{A}\textgravedot{a}</code>
Ȧȧ	<code>\textgravemacron{A}\textgravemacron{a}</code>
Ȧȧ	<code>\textgravemid{A}\textgravemid{a}</code>
Ȧȧ	<code>\textinvsubbridge{A}\textinvsubbridge{a}</code>
Ȧȧ	<code>\textlowering{A}\textlowering{a}</code>
Ăă	<code>\textmidacute{A}\textmidacute{a}</code>
Ăă	<code>\textovercross{A}\textovercross{a}</code>

(continued on next page)

(continued from previous page)

$\overset{\text{w}}{A}$	<code>\textoverw{A}</code>	<code>\textoverw{a}</code>
$\underset{\text{a}}{A}$	<code>\textpolhook{A}</code>	<code>\textpolhook{a}</code>
$\underset{\text{a}}{A}$	<code>\textraising{A}</code>	<code>\textraising{a}</code>
$\underset{\text{a}}{A}$	<code>\textretracting{A}</code>	<code>\textretracting{a}</code>
$\overset{\text{a}}{A}$	<code>\textringmacron{A}</code>	<code>\textringmacron{a}</code>
\hat{A}	<code>\textroundcap{A}</code>	<code>\textroundcap{a}</code>
$\underset{\text{a}}{A}$	<code>\textseagull{A}</code>	<code>\textseagull{a}</code>
$\underset{\text{a}}{A}$	<code>\textsubacute{A}</code>	<code>\textsubacute{a}</code>
$\underset{\text{a}}{A}$	<code>\textsubarch{A}</code>	<code>\textsubarch{a}</code>
$\underset{\text{a}}{A}$	<code>\textsubbar{A}</code>	<code>\textsubbar{a}</code>
$\underset{\text{a}}{A}$	<code>\textsubbridge{A}</code>	<code>\textsubbridge{a}</code>
$\underset{\text{a}}{A}$	<code>\textsubcircum{A}</code>	<code>\textsubcircum{a}</code>
$\underset{\text{a}}{A}$	<code>\textsubdot{A}</code>	<code>\textsubdot{a}</code>
$\underset{\text{a}}{A}$	<code>\textsubgrave{A}</code>	<code>\textsubgrave{a}</code>
$\underset{\text{a}}{A}$	<code>\textsublhalfring{A}</code>	<code>\textsublhalfring{a}</code>
$\underset{\text{a}}{A}$	<code>\textsubplus{A}</code>	<code>\textsubplus{a}</code>
$\underset{\text{a}}{A}$	<code>\textsubrhalfring{A}</code>	<code>\textsubrhalfring{a}</code>
$\underset{\text{a}}{A}$	<code>\textsubring{A}</code>	<code>\textsubring{a}</code>
$\underset{\text{a}}{A}$	<code>\textsubsquare{A}</code>	<code>\textsubsquare{a}</code>
$\underset{\text{a}}{A}$	<code>\textsubtilde{A}</code>	<code>\textsubtilde{a}</code>
$\underset{\text{a}}{A}$	<code>\textsubumlaut{A}</code>	<code>\textsubumlaut{a}</code>
$\underset{\text{a}}{A}$	<code>\textsubw{A}</code>	<code>\textsubw{a}</code>
$\underset{\text{a}}{A}$	<code>\textsubwedge{A}</code>	<code>\textsubwedge{a}</code>
$\overset{\text{a}}{A}$	<code>\textsuperimposetilde{A}</code>	<code>\textsuperimposetilde{a}</code>
$\underset{\text{a}}{A}$	<code>\textsyllabic{A}</code>	<code>\textsyllabic{a}</code>
$\tilde{\underset{\text{a}}{A}}$	<code>\texttildedot{A}</code>	<code>\texttildedot{a}</code>
$\widehat{\underset{\text{a}}{A}}$	<code>\texttoptiebar{A}</code>	<code>\texttoptiebar{a}</code>
$\underset{\text{a}}{A}$	<code>\textvbaraccent{A}</code>	<code>\textvbaraccent{a}</code>

`tipa` defines shortcut sequences for many of the above. See the `tipa` documentation for more information.

TABLE 14: `wsuipa` Text-mode Accents

$\underset{\text{a}}{A}$	<code>\dental{A}</code>	<code>\dental{a}</code>
$\underset{\text{a}}{A}$	<code>\underarch{A}</code>	<code>\underarch{a}</code>

TABLE 15: phonetic Text-mode Accents

$\underset{\cdot}{A}\underset{\cdot}{a}$	<code>\hill{A}\hill{a}</code>	$\underset{\cdot}{A}\underset{\cdot}{a}$	<code>\rc{A}\rc{a}</code>	$\underset{\cdot}{A}\underset{\cdot}{a}$	<code>\ut{A}\ut{a}</code>
$\underset{\cdot}{A}\underset{\cdot}{a}$	<code>\od{A}\od{a}</code>	$\underset{\cdot}{A}\underset{\cdot}{a}$	<code>\syl{A}\syl{a}</code>		
$\underset{\cdot}{A}\underset{\cdot}{a}$	<code>\ohill{A}\ohill{a}</code>	$\underset{\cdot}{A}\underset{\cdot}{a}$	<code>\td{A}\td{a}</code>		

The phonetic package provides a few additional macros for linguistic accents. `\acbar` and `\acarc` compose characters with multiple accents; for example, `\acbar{\'}{a}` produces “á” and `\acarc{\"}{e}` produces “ë”. `\labvel` joins two characters with an arc: `\labvel{mn}` → “mn̄”. `\upbar` is intended to go between characters as in “x`\upbar`{y}” → “x’y”. Lastly, `\uplett` behaves like `\textsuperscript` but uses a smaller font. Contrast “p`\uplett`{h}” → “p^h” with “p`\textsuperscript`{h}” → “p^h”.

TABLE 16: wsuipa Diacritics

ˆ	<code>\ain</code>	◀	<code>\leftp</code>	◦	<code>\overring</code>	ˆ	<code>\stress</code>	˘	<code>\underwedge</code>
⌞	<code>\corner</code>	↵	<code>\leftt</code>	◌	<code>\polishhook</code>	ˌ	<code>\syllabic</code>	^	<code>\upp</code>
˘	<code>\downp</code>	‡	<code>\length</code>	◃	<code>\rightp</code>	..	<code>\underdots</code>	⊥	<code>\upt</code>
⌞	<code>\downt</code>	~	<code>\midtilde</code>	⌞	<code>\rightt</code>	◦	<code>\underring</code>		
ˆ	<code>\halflength</code>	◌	<code>\open</code>	ˌ	<code>\secstress</code>	˘	<code>\undertilde</code>		

The `wsuipa` package defines all of the above as ordinary characters, not as accents. However, it does provide `\diatop` and `\diaunder` commands, which are used to compose diacritics with other characters. For example, `\diatop[\overring|a]` produces “â”, and `\diaunder[\underdots|a]` produces “ã”. See the `wsuipa` documentation for more information.

TABLE 17: textcomp Diacritics

ˆ	<code>\textacutedbl</code>	˘	<code>\textasciicaron</code>	—	<code>\textasciimacron</code>
ˆ	<code>\textasciiacute</code>	¨	<code>\textasciidieresis</code>	ˆ	<code>\textgravedbl</code>
˘	<code>\textasciibreve</code>	˘	<code>\textasciigrave</code>		

The `textcomp` package defines all of the above as ordinary characters, not as accents.

TABLE 18: textcomp Currency Symbols

฿	<code>\textbaht</code>	\$	<code>\textdollar</code>	₵	<code>\textguarani</code>	₩	<code>\textwon</code>
¢	<code>\textcent</code>	\$	<code>\textdollaroldstyle</code>	£	<code>\textlira</code>	¥	<code>\textyen</code>
¢	<code>\textcentoldstyle</code>	₵	<code>\textdong</code>	₨	<code>\textnaira</code>		
₹	<code>\textcolonmonetary</code>	€	<code>\texteuro</code>	₱	<code>\textpeso</code>		
₣	<code>\textcurrency</code>	f	<code>\textflorin</code>	£	<code>\textsterling</code>		

TABLE 19: marvosym Currency Symbols

₴	<code>\Denarius</code>	€	<code>\EUR</code>	€	<code>\EURdig</code>	€	<code>\EURtm</code>	£	<code>\Pfund</code>
@	<code>\Ecommerce</code>	€	<code>\EURcr</code>	€	<code>\EURhv</code>	\$	<code>\EyesDollar</code>	β	<code>\Shilling</code>

The different euro signs are meant to be compatible with different fonts—Courier (`\EURcr`), Helvetica (`\EURhv`), Times (`\EURtm`), and the marvosym digits listed in Table 134 (`\EURdig`).

TABLE 20: wasysym Currency Symbols

¢	<code>\cent</code>	¤	<code>\currency</code>
---	--------------------	---	------------------------

TABLE 21: eurosym Euro Signs

€	<code>\geneuro</code>	€	<code>\geneuronarrow</code>	€	<code>\geneuowide</code>	€	<code>\officialeuro</code>
---	-----------------------	---	-----------------------------	---	--------------------------	---	----------------------------

`\euro` is automatically mapped to one of the above—by default, `\officialeuro`—based on a `eurosym` package option. See the `eurosym` documentation for more information. The `\geneuro...` characters are generated from the current body font’s “C” character and therefore may not appear exactly as shown.

TABLE 22: textcomp Legal Symbols

Ⓟ	<code>\textcircledP</code>	©	©	<code>\textcopyright</code>	SM	<code>\textservicemark</code>
Ⓒ	<code>\textcircleft</code>	®	®	<code>\textregistered</code>	TM	<code>\texttrademark</code>

Where two symbols are present, the left one is the “faked” symbol that $\text{L}^{\text{A}}\text{T}_{\text{E}}\text{X} 2_{\epsilon}$ provides by default, and the right one is the “true” symbol that `textcomp` makes available.

See <http://www.tex.ac.uk/cgi-bin/texfaq2html?label=tradesyms> for solutions to common problems that occur when using these symbols (e.g., getting a “Ⓟ” when you expected to get a “®”).

TABLE 23: textcomp Old-style Numerals

0	<code>\textzerooldstyle</code>	4	<code>\textfouroldstyle</code>	8	<code>\texteightoldstyle</code>
1	<code>\textoneoldstyle</code>	5	<code>\textfiveoldstyle</code>	9	<code>\textnineoldstyle</code>
2	<code>\texttwooldstyle</code>	6	<code>\textsixoldstyle</code>		
3	<code>\textthreeoldstyle</code>	7	<code>\textsevenoldstyle</code>		

Rather than use the bulky `\textoneoldstyle`, `\texttwooldstyle`, etc. commands shown above, consider using `\oldstylenums{...}` to typeset an old-style number.

TABLE 24: Miscellaneous textcomp Symbols

*	<code>\textasteriskcentered</code>	ª		<code>\textordfeminine</code>
	<code>\textbardbl</code>	º		<code>\textordmasculine</code>
○	<code>\textbigcircle</code>	¶	¶	<code>\textparagraph</code>
␣	<code>\textblank</code>	.	.	<code>\textperiodcentered</code>
	<code>\textbrokenbar</code>	‰	‰	<code>\textpertenthousand</code>
•	<code>\textbullet</code>	‱	‱	<code>\textperthousand</code>
†	<code>\textdagger</code>	¶	¶	<code>\textpilcrow</code>
‡	<code>\textdaggerdbl</code>	'	'	<code>\textquotesingle</code>
=	<code>\textdblhyphen</code>	,	,	<code>\textquotestraightbase</code>
=	<code>\textdblhyphenchar</code>	„	„	<code>\textquotestraightdblbase</code>
%	<code>\textdiscount</code>	℞	℞	<code>\textrecipe</code>
€	<code>\textestimated</code>	※	※	<code>\textreferencemark</code>
‡	<code>\textinterrobang</code>	§	§	<code>\textsection</code>
‡	<code>\textinterrobangdown</code>	—	—	<code>\textthreequartersemdash</code>
♯	<code>\textmusicalnote</code>	~	~	<code>\texttildelow</code>
Nº	<code>\textnumero</code>	—	—	<code>\texttwelveudash</code>
◦	<code>\textopenbullet</code>			

Where two symbols are present, the left one is the “faked” symbol that L^AT_EX 2_ε provides by default, and the right one is the “true” symbol that textcomp makes available.

TABLE 25: Miscellaneous wasysym Text-mode Symbols

‰ `\permil`

TABLE 26: \mathcal{AMS} Commands Defined to Work in Both Math and Text Mode

✓ `\checkmark` ® `\circledR` ✠ `\maltese`

3 Mathematical symbols

Most, but not all, of the symbols in this section are math-mode only. That is, they yield a “Missing \$ inserted” error message if not used within $...$, $[...]$, or another math-mode environment. Operators marked as “variable-sized” are taller in displayed formulas, shorter in in-text formulas, and possibly shorter still when used in various levels of superscripts or subscripts.

Alphanumeric symbols (e.g., “ \mathcal{L} ” and “ \mathcal{Z} ”) are usually produced using one of the math alphabets in Table 135 rather than with an explicit symbol command. Look there first if you need a symbol for a transform, number set, or some other alphanumeric.

Although there have been many requests on `comp.text.tex` for a contradiction symbol, the ensuing discussion invariably reveals innumerable ways to represent contradiction in a proof, including “ \blacksquare ” (`\blitza`), “ $\Rightarrow\Leftarrow$ ” (`\Rightarrow\Leftarrow`), “ \perp ” (`\bot`), “ \leftrightarrow ” (`\leftrightarrow`), and “ \ast ” (`\textreferencemark`). Because of the lack of notational consensus, it is probably better to spell out “Contradiction!” than to use a symbol for this purpose. Similarly, discussions on `comp.text.tex` have revealed that there are a variety of ways to indicate the mathematical notion of “is defined as”. Common candidates include “ \triangleq ” (`\triangleq`), “ \equiv ” (`\equiv`), “ \coloneqq ” (`\coloneqq`), and “ $\stackrel{\text{def}}{=}$ ” (`\stackrel{\text{def}}{=}`). See also the example of `\equalsfill` on page 61.

TABLE 27: Binary Operators

\amalg	<code>\amalg</code>	\cup	<code>\cup</code>	\oplus	<code>\oplus</code>	\times	<code>\times</code>
\ast	<code>\ast</code>	\dagger	<code>\dagger</code>	\oslash	<code>\oslash</code>	\triangleleft	<code>\triangleleft</code>
\bigcirc	<code>\bigcirc</code>	\ddagger	<code>\ddagger</code>	\otimes	<code>\otimes</code>	\triangleright	<code>\triangleright</code>
∇	<code>\bigtriangledown</code>	\diamond	<code>\diamond</code>	\pm	<code>\pm</code>	\trianglelefteq	<code>\unlhd*</code>
\triangle	<code>\bigtriangleup</code>	\div	<code>\div</code>	\triangleright	<code>\rhd*</code>	\trianglerighteq	<code>\unrhd*</code>
\bullet	<code>\bullet</code>	\triangleleft	<code>\lhd*</code>	\setminus	<code>\setminus</code>	\uplus	<code>\uplus</code>
\cap	<code>\cap</code>	\mp	<code>\mp</code>	\sqcap	<code>\sqcap</code>	\vee	<code>\vee</code>
\cdot	<code>\cdot</code>	\odot	<code>\odot</code>	\sqcup	<code>\sqcup</code>	\wedge	<code>\wedge</code>
\circ	<code>\circ</code>	\ominus	<code>\ominus</code>	\star	<code>\star</code>	\wr	<code>\wr</code>

* Not predefined in $\text{\LaTeX}2_{\epsilon}$. Use one of the packages `latexsym`, `amssymb`, `txfonts`, `pxfonts`, or `wasysym`.

TABLE 28: \mathcal{AMS} Binary Operators

$\bar{\wedge}$	<code>\barwedge</code>	\odot	<code>\circledcirc</code>	\intercal	<code>\intercal</code>
\boxdot	<code>\boxdot</code>	\ominus	<code>\circleddash</code>	λ	<code>\leftthreetimes</code>
\boxminus	<code>\boxminus</code>	\cup	<code>\Cup</code>	\times	<code>\ltimes</code>
\boxplus	<code>\boxplus</code>	\curlyvee	<code>\curlyvee</code>	\ltimes	<code>\rightthreetimes</code>
\boxtimes	<code>\boxtimes</code>	\curlywedge	<code>\curlywedge</code>	\rtimes	<code>\rtimes</code>
\Cap	<code>\Cap</code>	\divideontimes	<code>\divideontimes</code>	\smallsetminus	<code>\smallsetminus</code>
\cdot	<code>\centerdot</code>	\dotplus	<code>\dotplus</code>	\veebar	<code>\veebar</code>
\circledast	<code>\circledast</code>	$\bar{\wedge}$	<code>\doublebarwedge</code>		

TABLE 29: stmaryrd Binary Operators

ϕ	<code>\baro</code>	\parallel	<code>\interleave</code>	\otimes	<code>\varoast</code>
\backslash	<code>\bbslash</code>	\triangleleft	<code>\leftslice</code>	$\textcircled{\circ}$	<code>\varobar</code>
$\&$	<code>\binampersand</code>	\curlywedge	<code>\merge</code>	$\textcircled{\circ}$	<code>\varobslash</code>
\wp	<code>\bindnasrepma</code>	\ominus	<code>\minuso</code>	$\textcircled{\circ}$	<code>\varocircle</code>
\boxplus	<code>\boxast</code>	\pm	<code>\moo</code>	$\textcircled{\circ}$	<code>\varodot</code>
\boxbar	<code>\boxbar</code>	\oplus	<code>\nplus</code>	$\textcircled{\circ}$	<code>\varogreaterthan</code>
\boxbox	<code>\boxbox</code>	$\textcircled{\circ}$	<code>\obar</code>	$\textcircled{\circ}$	<code>\varolessthan</code>
\boxbslash	<code>\boxbslash</code>	\square	<code>\oblong</code>	\ominus	<code>\varominus</code>
\boxcircle	<code>\boxcircle</code>	$\textcircled{\circ}$	<code>\obslash</code>	\oplus	<code>\varoplus</code>
\boxdot	<code>\boxdot</code>	$\textcircled{\circ}$	<code>\ogreaterthan</code>	$\textcircled{\circ}$	<code>\varoslash</code>
\boxempty	<code>\boxempty</code>	$\textcircled{\circ}$	<code>\olessthan</code>	\otimes	<code>\varotimes</code>
\boxslash	<code>\boxslash</code>	$\textcircled{\circ}$	<code>\ovee</code>	$\textcircled{\circ}$	<code>\varovee</code>
\curlyveedownarrow	<code>\curlyveedownarrow</code>	$\textcircled{\circ}$	<code>\owedge</code>	$\textcircled{\circ}$	<code>\varowedge</code>
\curlyveeuparrow	<code>\curlyveeuparrow</code>	\triangleright	<code>\rightslice</code>	\times	<code>\vartimes</code>
\curlywedgedownarrow	<code>\curlywedgedownarrow</code>	\backslash	<code>\sslash</code>	\Uparrow	<code>\Ydown</code>
\curlywedgeuparrow	<code>\curlywedgeuparrow</code>	$\textcircled{\circ}$	<code>\talloblong</code>	\triangleleft	<code>\Yleft</code>
\fatbbslash	<code>\fatbbslash</code>	\bigcirc	<code>\varbigcirc</code>	\triangleright	<code>\Yright</code>
\fatsemi	<code>\fatsemi</code>	\curlyvee	<code>\varcurlyvee</code>	\Uparrow	<code>\Yup</code>
\fatslash	<code>\fatslash</code>	\curlywedge	<code>\varcurlywedge</code>		

TABLE 30: wasysym Binary Operators

\triangleleft	<code>\lhd</code>	\bigcirc	<code>\ocircle</code>	\blacktriangleright	<code>\RHD</code>	\triangleright	<code>\unrhd</code>
\blacktriangleleft	<code>\LHD</code>	\triangleright	<code>\rhd</code>	\triangleleft	<code>\unlhd</code>		

TABLE 31: txfonts/pxfonts Binary Operators

$\textcircled{\bar{\circ}}$	<code>\circledbar</code>	$\textcircled{\wedge}$	<code>\circledwedge</code>	\bigcirc	<code>\medcirc</code>
$\textcircled{\circ}$	<code>\circledbbslash</code>	\wp	<code>\invamp</code>	\boxplus	<code>\sqcapplus</code>
$\textcircled{\vee}$	<code>\circledvee</code>	\bullet	<code>\medbullet</code>	\boxplus	<code>\sqcupplus</code>

TABLE 32: mathabx Binary Operators

*	<code>\ast</code>	∧	<code>\curlywedge</code>	⊐	<code>\sqcap</code>
*	<code>\Asterisk</code>	÷	<code>\divdot</code>	⊑	<code>\sqcup</code>
⌘	<code>\barwedge</code>	*	<code>\divideontimes</code>	⊒	<code>\sqdoublecap</code>
★	<code>\bigstar</code>	÷	<code>\dotdiv</code>	⊓	<code>\sqdoublecup</code>
★	<code>\bigvarstar</code>	+	<code>\dotplus</code>	□	<code>\square</code>
◆	<code>\blackdiamond</code>	×	<code>\dottimes</code>	⊔	<code>\sqplus</code>
∩	<code>\cap</code>	⌘	<code>\doublebarwedge</code>	·	<code>\udot</code>
⊕	<code>\circplus</code>	⊐	<code>\doublecap</code>	⊕	<code>\uplus</code>
*	<code>\coasterisk</code>	⊑	<code>\doublecup</code>	*	<code>\varstar</code>
*	<code>\coAsterisk</code>	×	<code>\ltimes</code>	∨	<code>\vee</code>
*	<code>\convolution</code>	⊕	<code>\pluscirc</code>	∇	<code>\veebar</code>
∪	<code>\cup</code>	×	<code>\rtimes</code>	⊚	<code>\veedoublebar</code>
∨	<code>\curlyvee</code>	▪	<code>\sqbullet</code>	∧	<code>\wedge</code>

Many of the above glyphs go by multiple names. `\centerdot` is equivalent to `\sqbullet`, and `\ast` is equivalent to `*`. `\asterisk` produces the same glyph as `\ast`, but as an ordinary symbol, not a binary operator. Similarly, `\bigast` produces a large-operator version of the `\Asterisk` binary operator, and `\bigcoast` produces a large-operator version of the `\coAsterisk` binary operator.

TABLE 33: usly Geometric Binary Operators

⊕ `\odplus`

TABLE 34: mathabx Geometric Binary Operators

▼	<code>\blacktriangledown</code>	⊞	<code>\boxright</code>	⊖	<code>\ominus</code>
◀	<code>\blacktriangleleft</code>	⊟	<code>\boxslash</code>	⊕	<code>\oplus</code>
▶	<code>\blacktriangleright</code>	⊠	<code>\boxtimes</code>	⊗	<code>\otimes</code>
▲	<code>\blacktriangleup</code>	⊡	<code>\boxtop</code>	⊘	<code>\oslash</code>
⊛	<code>\boxasterisk</code>	⊢	<code>\boxtriangleup</code>	⊗	<code>\otimes</code>
⊞	<code>\boxbackslash</code>	□	<code>\boxvoid</code>	⊕	<code>\otop</code>
⊡	<code>\boxbot</code>	⊛	<code>\oasterisk</code>	⊕	<code>\otriangleup</code>
⊕	<code>\boxcirc</code>	⊘	<code>\obackslash</code>	○	<code>\ovoid</code>
⊛	<code>\boxcoasterisk</code>	⊕	<code>\obot</code>	▼	<code>\smalltriangledown</code>
⊞	<code>\boxdiv</code>	⊙	<code>\ocirc</code>	◀	<code>\smalltriangleleft</code>
⊟	<code>\boxdot</code>	⊛	<code>\ocoasterisk</code>	▶	<code>\smalltriangleright</code>
⊡	<code>\boxleft</code>	⊕	<code>\odiv</code>	▲	<code>\smalltriangleup</code>
⊖	<code>\boxminus</code>	⊙	<code>\odot</code>		
⊕	<code>\boxplus</code>	⊕	<code>\oleft</code>		

TABLE 35: Variable-sized Math Operators

∩ ∩	<code>\bigcap</code>	⊗ ⊗	<code>\bigotimes</code>	∧ ∧	<code>\bigwedge</code>	∏ ∏	<code>\prod</code>
∪ ∪	<code>\bigcup</code>	⊐ ⊐	<code>\bigsqcup</code>	∏ ∏	<code>\coprod</code>	∑ ∑	<code>\sum</code>
⊙ ⊙	<code>\bigodot</code>	⊕ ⊕	<code>\biguplus</code>	∫ ∫	<code>\int</code>		
⊕ ⊕	<code>\bigoplus</code>	∨ ∨	<code>\bigvee</code>	∫ ∫	<code>\oint</code>		

TABLE 36: \mathcal{AMS} Variable-sized Math Operators

$\int \cdots \int$	$\int \cdots \int$	$\int \cdots \int$	$\int \cdots \int$	$\int \cdots \int$	$\int \cdots \int$	$\int \cdots \int$	$\int \cdots \int$	$\int \cdots \int$	$\int \cdots \int$
		$\int \cdots \int$	$\int \cdots \int$	$\int \cdots \int$	$\int \cdots \int$	$\int \cdots \int$	$\int \cdots \int$	$\int \cdots \int$	$\int \cdots \int$
		$\int \cdots \int$	$\int \cdots \int$	$\int \cdots \int$	$\int \cdots \int$	$\int \cdots \int$	$\int \cdots \int$	$\int \cdots \int$	$\int \cdots \int$

TABLE 37: `stmaryd` Variable-sized Math Operators

$\square \square$	$\square \square$	$\square \square$	$\square \square$	$\square \square$	$\square \square$
$\Upsilon \Upsilon$	$\Upsilon \Upsilon$	$\oplus \oplus$	$\oplus \oplus$	$\nabla \nabla$	$\nabla \nabla$
$\wedge \wedge$	$\wedge \wedge$	$\parallel \parallel$	$\parallel \parallel$	$\triangle \triangle$	$\triangle \triangle$

TABLE 38: `wasysym` Variable-sized Math Operators

$\int \cdots \int$	$\int \cdots \int$	$\int \cdots \int$	$\int \cdots \int$	$\int \cdots \int$	$\int \cdots \int$
$\int \cdots \int$	$\int \cdots \int$	$\int \cdots \int$	$\int \cdots \int$	$\int \cdots \int$	$\int \cdots \int$

TABLE 39: `mathabx` Variable-sized Math Operators

$\Upsilon \Upsilon$	$\Upsilon \Upsilon$	$\square \square$	$\square \square$	$\oplus \oplus$	$\oplus \oplus$
$\square \square$	$\square \square$	$\boxtimes \boxtimes$	$\boxtimes \boxtimes$	$\oslash \oslash$	$\oslash \oslash$
$\wedge \wedge$	$\wedge \wedge$	$\boxplus \boxplus$	$\boxplus \boxplus$	$\oplus \oplus$	$\oplus \oplus$
$\boxast \boxast$	$\boxast \boxast$	$\triangle \triangle$	$\triangle \triangle$	$\triangle \triangle$	$\triangle \triangle$
$\boxbackslash \boxbackslash$	$\boxbackslash \boxbackslash$	$\square \square$	$\square \square$	$\bigcirc \bigcirc$	$\bigcirc \bigcirc$
$\boxbot \boxbot$	$\boxbot \boxbot$	$\complement \complement$	$\complement \complement$	$+$	$+$
$\boxcirc \boxcirc$	$\boxcirc \boxcirc$	$\bigcirc \bigcirc$	$\bigcirc \bigcirc$	$\boxplus \boxplus$	$\boxplus \boxplus$
$\boxcoasterisk \boxcoasterisk$	$\boxcoasterisk \boxcoasterisk$	$\oslash \oslash$	$\oslash \oslash$	$\times \times$	$\times \times$
$\boxdiv \boxdiv$	$\boxdiv \boxdiv$	$\oplus \oplus$	$\oplus \oplus$	$\int \cdots \int$	$\int \cdots \int$
$\boxdot \boxdot$	$\boxdot \boxdot$	$\odot \odot$	$\odot \odot$	$\int \cdots \int$	$\int \cdots \int$
$\boxleft \boxleft$	$\boxleft \boxleft$	$\boxcoasterisk \boxcoasterisk$	$\boxcoasterisk \boxcoasterisk$	$\int \cdots \int$	$\int \cdots \int$
$\boxminus \boxminus$	$\boxminus \boxminus$	$\div \div$	$\div \div$	$\int \cdots \int$	$\int \cdots \int$
$\boxplus \boxplus$	$\boxplus \boxplus$	$\oplus \oplus$	$\oplus \oplus$	$\int \cdots \int$	$\int \cdots \int$
$\boxright \boxright$	$\boxright \boxright$	$\ominus \ominus$	$\ominus \ominus$	$\int \cdots \int$	$\int \cdots \int$

TABLE 40: txfonts/pxfonts Variable-sized Math Operators

\boxplus	$\boxed{+}$	<code>\bigsqcapplus</code>	\oint	\oint	<code>\ointclockwise</code>
\boxplus	$\boxed{+}$	<code>\bigsqcupplus</code>	\oint	\oint	<code>\ointctrlockwise</code>
f	f	<code>\fint</code>	\int	\int	<code>\sqiiint</code>
$\int \dots \int$	$\int \dots \int$	<code>\idotsint</code>	\int	\int	<code>\sqiint</code>
\iiint	\iiint	<code>\iiiint</code>	\int	\int	<code>\sqint</code>
\iiint	\iiint	<code>\iiint</code>	\int	\int	<code>\varoiintclockwise</code>
\iint	\iint	<code>\iint</code>	\int	\int	<code>\varoiintctrlockwise</code>
\oiint	\oiint	<code>\oiintclockwise</code>	\int	\int	<code>\varoiintclockwise</code>
\oiint	\oiint	<code>\oiintctrlockwise</code>	\int	\int	<code>\varoiintctrlockwise</code>
\oiint	\oiint	<code>\oiint</code>	\oint	\oint	<code>\varointclockwise</code>
\oint	\oint	<code>\ointclockwise</code>	\oint	\oint	<code>\varointctrlockwise</code>
\oint	\oint	<code>\ointctrlockwise</code>	\times	\times	<code>\varprod</code>
\oint	\oint	<code>\oiint</code>			

TABLE 41: esint Variable-sized Math Operators

$\int \dots \int$	$\int \dots \int$	<code>\dotsint</code>	\oint	\oint	<code>\ointclockwise</code>
f	f	<code>\fint</code>	\oint	\oint	<code>\ointctrlockwise</code>
\iiint	\iiint	<code>\iiiint</code>	\int	\int	<code>\sqiint</code>
\iiint	\iiint	<code>\iiint</code>	\int	\int	<code>\sqint</code>
\iint	\iint	<code>\iint</code>	\int	\int	<code>\varoiint</code>
f	f	<code>\landdownint</code>	\oint	\oint	<code>\varointclockwise</code>
f	f	<code>\landupint</code>	\oint	\oint	<code>\varointctrlockwise</code>
\oint	\oint	<code>\oiint</code>			

TABLE 42: Binary Relations

\approx	<code>\approx</code>	\equiv	<code>\equiv</code>	\perp	<code>\perp</code>	\smile	<code>\smile</code>
\asymp	<code>\asymp</code>	\frown	<code>\frown</code>	\prec	<code>\prec</code>	\succ	<code>\succ</code>
\bowtie	<code>\bowtie</code>	\Join^*	<code>\Join^*</code>	\preceq	<code>\preceq</code>	\succeq	<code>\succeq</code>
\cong	<code>\cong</code>	\mid	<code>\mid</code>	\propto	<code>\propto</code>	\vdash	<code>\vdash</code>
\dashv	<code>\dashv</code>	\models	<code>\models</code>	\sim	<code>\sim</code>		
\doteq	<code>\doteq</code>	\parallel	<code>\parallel</code>	\simeq	<code>\simeq</code>		

* Not predefined in L^AT_EX 2_ε. Use one of the packages latexsym, amsfonts, amssymb, mathabx, txfonts, pxfonts, or wasysym.

TABLE 43: $\mathcal{A}\mathcal{M}\mathcal{S}$ Binary Relations

\approx	<code>\approxeq</code>	$\#$	<code>\eqcirc</code>	\approx	<code>\succapprox</code>
\backepsilon	<code>\backepsilon</code>	\fallingdotseq	<code>\fallingdotseq</code>	\succcurlyeq	<code>\succcurlyeq</code>
\backsimeq	<code>\backsimeq</code>	\multimap	<code>\multimap</code>	\succsim	<code>\succsim</code>
\backsim	<code>\backsim</code>	\pitchfork	<code>\pitchfork</code>	\therefore	<code>\therefore</code>
\because	<code>\because</code>	\precapprox	<code>\precapprox</code>	\thickapprox	<code>\thickapprox</code>
\between	<code>\between</code>	\preccurlyeq	<code>\preccurlyeq</code>	\thicksim	<code>\thicksim</code>
\bumpeq	<code>\bumpeq</code>	\precsim	<code>\precsim</code>	\varpropto	<code>\varpropto</code>
\bumpeq	<code>\bumpeq</code>	\risingdotseq	<code>\risingdotseq</code>	\Vdash	<code>\Vdash</code>
\circeq	<code>\circeq</code>	\shortmid	<code>\shortmid</code>	\vDash	<code>\vDash</code>
\curlyeqprec	<code>\curlyeqprec</code>	\shortparallel	<code>\shortparallel</code>	\Vvdash	<code>\Vvdash</code>
\curlyeqsucc	<code>\curlyeqsucc</code>	\smallfrown	<code>\smallfrown</code>		
\doteqdot	<code>\doteqdot</code>	\smallsmile	<code>\smallsmile</code>		

TABLE 44: $\mathcal{A}\mathcal{M}\mathcal{S}$ Negated Binary Relations

\ncong	<code>\ncong</code>	\nshortparallel	<code>\nshortparallel</code>	\nVDash	<code>\nVDash</code>
\nmid	<code>\nmid</code>	\nsim	<code>\nsim</code>	\precnapprox	<code>\precnapprox</code>
\nparallel	<code>\nparallel</code>	\nsucc	<code>\nsucc</code>	\precnsim	<code>\precnsim</code>
\nprec	<code>\nprec</code>	\nsucceq	<code>\nsucceq</code>	\succnapprox	<code>\succnapprox</code>
\npreceq	<code>\npreceq</code>	\nVDash	<code>\nVDash</code>	\succnsim	<code>\succnsim</code>
\nshortmid	<code>\nshortmid</code>	\nvdash	<code>\nvdash</code>		

TABLE 45: stmaryrd Binary Relations

\in	<code>\inplus</code>	\ni	<code>\niplus</code>
-------	----------------------	-------	----------------------

TABLE 46: wasysym Binary Relations

\neg	<code>\invneg</code>	\leadsto	<code>\leadsto</code>	\propto	<code>\wasypropto</code>
\Join	<code>\Join</code>	\otimes	<code>\logof</code>		

TABLE 47: txfonts/pxfonts Binary Relations

$\textcircled{\times}$	<code>\circledgtr</code>	\bowtie	<code>\lJoin</code>	\times	<code>\opentimes</code>
$\textcircled{\circ}$	<code>\circledless</code>	\bowtie	<code>\lRtimes</code>	\perp	<code>\Perp</code>
\approx	<code>\colonapprox</code>	\circ	<code>\multimap</code>	\preceq	<code>\preceqq</code>
\approx	<code>\Colonapprox</code>	\circ	<code>\multimapboth</code>	\preceq	<code>\precneqq</code>
$\textcircled{\text{--}}$	<code>\coloneq</code>	\circ	<code>\multimapbothvert</code>	\times	<code>\rJoin</code>
$\textcircled{\text{--}}$	<code>\Colononeq</code>	\bullet	<code>\multimapdot</code>	$\textcircled{\text{--}}$	<code>\strictfi</code>
$\textcircled{=}$	<code>\Coloneqq</code>	\bullet	<code>\multimapdotboth</code>	$\textcircled{\text{--}}$	<code>\strictif</code>
$\textcircled{=}$	<code>\coloneqq</code>	\circ	<code>\multimapdotbothA</code>	$\textcircled{\text{--}}$	<code>\strictiff</code>
$\textcircled{\sim}$	<code>\Colonsim</code>	\circ	<code>\multimapdotbothAvert</code>	\preceq	<code>\succeqq</code>
$\textcircled{\sim}$	<code>\colonsim</code>	\bullet	<code>\multimapdotbothB</code>	\preceq	<code>\succneqq</code>
$\textcircled{\text{--}}$	<code>\Eqcolon</code>	\bullet	<code>\multimapdotbothBvert</code>	\parallel	<code>\varparallel</code>
$\textcircled{\text{--}}$	<code>\eqcolon</code>	\bullet	<code>\multimapdotbothvert</code>	\parallel	<code>\varparallelinv</code>
$\textcircled{=}$	<code>\eqqcolon</code>	\bullet	<code>\multimapdotinv</code>	$\textcircled{\text{--}}$	<code>\Vdash</code>
$\textcircled{=}$	<code>\Eqqcolon</code>	\circ	<code>\multimapinv</code>		
$\textcircled{\sim}$	<code>\eqsim</code>	\times	<code>\openJoin</code>		

TABLE 48: txfonts/pxfonts Negated Binary Relations

\napprox	<code>\napproxeq</code>	\napprox	<code>\npreccurlyeq</code>	\napprox	<code>\nthickapprox</code>
\nasymp	<code>\nasymp</code>	\npreceq	<code>\npreceqq</code>	\nleftarrow	<code>\ntwoheadleftarrow</code>
\nbacksim	<code>\nbacksim</code>	\nprec	<code>\nprec</code>	\rightarrow	<code>\ntwoheadrightarrow</code>
\nbacksimeq	<code>\nbacksimeq</code>	\nsimeq	<code>\nsimeq</code>	\nparallel	<code>\nvarparallel</code>
\nbump	<code>\nbump</code>	\nsucc	<code>\nsuccapprox</code>	\nparallel	<code>\nvarparallelinv</code>
\nBump	<code>\nBump</code>	\nsucc	<code>\nsucccurlyeq</code>	\nVdash	<code>\nVdash</code>
\nequiv	<code>\nequiv</code>	\nsucceq	<code>\nsucceqq</code>		
\nprec	<code>\nprecapprox</code>	\nsucc	<code>\nsuccsim</code>		

TABLE 49: mathabx Binary Relations

$\textcircled{\text{--}}$	<code>\between</code>	\mid	<code>\divides</code>	$\textcircled{\text{--}}$	<code>\risingdotseq</code>
$\textcircled{=}$	<code>\botdoteq</code>	$\textcircled{\text{--}}$	<code>\dotseq</code>	$\textcircled{\text{--}}$	<code>\succapprox</code>
$\textcircled{\text{--}}$	<code>\Bumpedeq</code>	$\textcircled{\text{--}}$	<code>\eqbumped</code>	$\textcircled{\text{--}}$	<code>\succcurlyeq</code>
$\textcircled{\text{--}}$	<code>\bumpedeq</code>	$\textcircled{\text{--}}$	<code>\eqcirc</code>	$\textcircled{\text{--}}$	<code>\succdot</code>
$\textcircled{\text{--}}$	<code>\circeq</code>	$\textcircled{\text{--}}$	<code>\eqcolon</code>	$\textcircled{\text{--}}$	<code>\succsim</code>
$\textcircled{=}$	<code>\coloneq</code>	$\textcircled{\text{--}}$	<code>\fallingdotseq</code>	$\textcircled{\text{--}}$	<code>\therefore</code>
$\textcircled{\text{--}}$	<code>\corresponds</code>	$\textcircled{\text{--}}$	<code>\ggcurly</code>	$\textcircled{\text{--}}$	<code>\topdoteq</code>
$\textcircled{\text{--}}$	<code>\curlyeqprec</code>	$\textcircled{\text{--}}$	<code>\llcurly</code>	$\textcircled{\text{--}}$	<code>\vDash</code>
$\textcircled{\text{--}}$	<code>\curlyeqsucc</code>	$\textcircled{\text{--}}$	<code>\precapprox</code>	$\textcircled{\text{--}}$	<code>\Vdash</code>
$\textcircled{=}$	<code>\DashV</code>	$\textcircled{\text{--}}$	<code>\preccurlyeq</code>	$\textcircled{\text{--}}$	<code>\VDash</code>
$\textcircled{\text{--}}$	<code>\Dashv</code>	$\textcircled{\text{--}}$	<code>\precdot</code>	$\textcircled{\text{--}}$	<code>\Vdash</code>
$\textcircled{\text{--}}$	<code>\dashVv</code>	$\textcircled{\text{--}}$	<code>\prec</code>		
		$\textcircled{\text{--}}$	<code>\prec</code>		

TABLE 50: mathabx Negated Binary Relations

\approx	<code>\napprox</code>	\nmid	<code>\notperp</code>	\nVdash	<code>\nVdash</code>
\ncong	<code>\ncong</code>	\nprec	<code>\nprec</code>	\nVDash	<code>\nVDash</code>
\ncurlyeqprec	<code>\ncurlyeqprec</code>	\nprecapprox	<code>\nprecapprox</code>	\nVdash	<code>\nVdash</code>
\ncurlyeqsucc	<code>\ncurlyeqsucc</code>	\npreccurlyeq	<code>\npreccurlyeq</code>	\nvdash	<code>\nvdash</code>
\nDashv	<code>\nDashv</code>	\npreceq	<code>\npreceq</code>	\nVdash	<code>\nVdash</code>
\ndashV	<code>\ndashV</code>	\nprecsim	<code>\nprecsim</code>	\precnapprox	<code>\precnapprox</code>
\ndashv	<code>\ndashv</code>	\nsim	<code>\nsim</code>	\precneq	<code>\precneq</code>
\nDashV	<code>\nDashV</code>	\nsimeq	<code>\nsimeq</code>	\precsim	<code>\precsim</code>
\ndashVv	<code>\ndashVv</code>	\nsucc	<code>\nsucc</code>	\succnapprox	<code>\succnapprox</code>
\neq	<code>\neq</code>	\nsuccapprox	<code>\nsuccapprox</code>	\succneq	<code>\succneq</code>
\notasympt	<code>\notasympt</code>	\nsucccurlyeq	<code>\nsucccurlyeq</code>	\succsim	<code>\succsim</code>
\notdivides	<code>\notdivides</code>	\nsucceq	<code>\nsucceq</code>		
\notequiv	<code>\notequiv</code>	\succsim	<code>\succsim</code>		

The `\changenotsign` command toggles the behavior of `\not` to produce either a vertical or a diagonal slash through a binary operator. Thus, “ $a \not= b$ ” can be made to produce either “ $a \nmid b$ ” or “ $a \neq b$ ”.

TABLE 51: trsym Binary Relations

$\circ\leftarrow$	<code>\InversTransformHoriz</code>	$\leftarrow\circ$	<code>\TransformHoriz</code>
$\circ\downarrow$	<code>\InversTransformVert</code>	$\downarrow\circ$	<code>\TransformVert</code>

TABLE 52: trfsigns Binary Relations

$\swarrow\circ$	<code>\dfourier</code>	$\swarrow\circ$	<code>\Dfourier</code>
$\circ\leftarrow$	<code>\fourier</code>	$\leftarrow\circ$	<code>\Fourier</code>
$\circ\leftarrow\bullet$	<code>\laplace</code>	$\bullet\leftarrow\circ$	<code>\Laplace</code>
$\swarrow\circ\bullet$	<code>\ztransf</code>	$\bullet\swarrow\circ$	<code>\Ztransf</code>

TABLE 53: Subset and Superset Relations

\sqsubset^*	<code>\sqsubset^*</code>	\sqsupseteq	<code>\sqsupseteq</code>	\supset	<code>\supset</code>
\sqsubseteq	<code>\sqsubseteq</code>	\subset	<code>\subset</code>	\supseteq	<code>\supseteq</code>
\sqsupset^*	<code>\sqsupset^*</code>	\subseteq	<code>\subseteq</code>		

* Not predefined in L^AT_EX 2_ε. Use one of the packages latexsym, amssymb, mathabx, txfonts, pxfonts, or wasysym.

TABLE 54: \mathcal{AMS} Subset and Superset Relations

$\not\subset$	<code>\nsubseteq</code>	\subsetneq	<code>\subsetneq</code>	\supsetneqq	<code>\supsetneqq</code>
$\not\supseteq$	<code>\nsupseteq</code>	\subsetneqq	<code>\subsetneqq</code>	\varsubsetneqq	<code>\varsubsetneqq</code>
$\not\supseteqq$	<code>\nsupseteqq</code>	\subsetneqq	<code>\subsetneqq</code>	\varsubsetneqq	<code>\varsubsetneqq</code>
\sqsubset	<code>\sqsubset</code>	\Supset	<code>\Supset</code>	\varsupsetneqq	<code>\varsupsetneqq</code>
\sqsupset	<code>\sqsupset</code>	\supseteqq	<code>\supseteqq</code>	\varsupsetneqq	<code>\varsupsetneqq</code>
\Subset	<code>\Subset</code>	\supsetneq	<code>\supsetneq</code>		

TABLE 55: stmaryrd Subset and Superset Relations

\Subset	<code>\subsetplus</code>	\supsetplus	<code>\supsetplus</code>
\subseteqplus	<code>\subsetpluseq</code>	\supseteqplus	<code>\supsetpluseq</code>

TABLE 56: wasysym Subset and Superset Relations

\sqsubset	<code>\sqsubset</code>	\sqsupset	<code>\sqsupset</code>
-------------	------------------------	-------------	------------------------

TABLE 57: txfonts/pxfonts Subset and Superset Relations

\nsqsubset	<code>\nsqsubset</code>	\nsqsupseteq	<code>\nsqsupseteq</code>	\nSupset	<code>\nSupset</code>
\nsqsubseteq	<code>\nsqsubseteq</code>	\nSubset	<code>\nSubset</code>		
\nsqsupset	<code>\nsqsupset</code>	\nsubseteq	<code>\nsubseteq</code>		

TABLE 58: mathabx Subset and Superset Relations

\nsqsubset	<code>\nsqsubset</code>	\nsupset	<code>\nsupset</code>	\sqsupseteq	<code>\sqsupseteq</code>	\supseteq	<code>\supseteq</code>
\nsqSubset	<code>\nsqSubset</code>	\nSupset	<code>\nSupset</code>	\sqsupseteqq	<code>\sqsupseteqq</code>	\supseteqq	<code>\supseteqq</code>
\nsqsubseteq	<code>\nsqsubseteq</code>	\nsupseteq	<code>\nsupseteq</code>	\sqsupsetneq	<code>\sqsupsetneq</code>	\supsetneq	<code>\supsetneq</code>
\nsqsubseteqq	<code>\nsqsubseteqq</code>	\nsupseteqq	<code>\nsupseteqq</code>	\sqsupsetneqq	<code>\sqsupsetneqq</code>	\supsetneqq	<code>\supsetneqq</code>
\nsqsupset	<code>\nsqsupset</code>	\sqsubset	<code>\sqsubset</code>	\subset	<code>\subset</code>	\varsubsetneq	<code>\varsubsetneq</code>
\nsqSupset	<code>\nsqSupset</code>	\sqSubset	<code>\sqSubset</code>	\Subset	<code>\Subset</code>	\varsubsetneqq	<code>\varsubsetneqq</code>
\nsqsupseteq	<code>\nsqsupseteq</code>	\sqsubseteq	<code>\sqsubseteq</code>	\subseteq	<code>\subseteq</code>	\varsupsetneq	<code>\varsupsetneq</code>
\nsqsupseteqq	<code>\nsqsupseteqq</code>	\sqsubseteqq	<code>\sqsubseteqq</code>	\subseteqq	<code>\subseteqq</code>	\varsupsetneqq	<code>\varsupsetneqq</code>
\nsubset	<code>\nsubset</code>	\sqsubsetneq	<code>\sqsubsetneq</code>	\subsetneq	<code>\subsetneq</code>	\varsubsetneq	<code>\varsubsetneq</code>
\nSubset	<code>\nSubset</code>	\sqsubsetneqq	<code>\sqsubsetneqq</code>	\subsetneqq	<code>\subsetneqq</code>	\varsubsetneqq	<code>\varsubsetneqq</code>
\nsubseteq	<code>\nsubseteq</code>	\sqsupset	<code>\sqsupset</code>	\supset	<code>\supset</code>	\varsupsetneq	<code>\varsupsetneq</code>
\nsubseteqq	<code>\nsubseteqq</code>	\sqsupseteq	<code>\sqsupseteq</code>	\supseteq	<code>\supseteq</code>	\varsupsetneqq	<code>\varsupsetneqq</code>

TABLE 59: Inequalities

\geq	<code>\geq</code>	\gg	<code>\gg</code>	\leq	<code>\leq</code>	\ll	<code>\ll</code>	\neq	<code>\neq</code>
--------	-------------------	-------	------------------	--------	-------------------	-------	------------------	--------	-------------------

TABLE 60: \mathcal{AMS} Inequalities

\gtrsim	<code>\eqslantgtr</code>	\gtrless	<code>\gtrless</code>	\lesssim	<code>\lesssim</code>
\lesssim	<code>\eqslantless</code>	\gtrsim	<code>\gtrsim</code>	\lesseqq	<code>\lesseqq</code>
\geqq	<code>\geqq</code>	\gvertneqq	<code>\gvertneqq</code>	\lnsim	<code>\lnsim</code>
\gtrsim	<code>\gtrsim</code>	\leqq	<code>\leqq</code>	\lvertneqq	<code>\lvertneqq</code>
\ggg	<code>\ggg</code>	\leqslant	<code>\leqslant</code>	\ngeq	<code>\ngeq</code>
\gapprox	<code>\gapprox</code>	\lessapprox	<code>\lessapprox</code>	\ngeqq	<code>\ngeqq</code>
\gneq	<code>\gneq</code>	\lessdot	<code>\lessdot</code>	\ngeqslant	<code>\ngeqslant</code>
\gneqq	<code>\gneqq</code>	\lesseqgtr	<code>\lesseqgtr</code>	\ngtr	<code>\ngtr</code>
\gnsim	<code>\gnsim</code>	\lesseqqgtr	<code>\lesseqqgtr</code>	\nleq	<code>\nleq</code>
\gtrapprox	<code>\gtrapprox</code>	\lessgtr	<code>\lessgtr</code>	\nleqq	<code>\nleqq</code>
\gtrdot	<code>\gtrdot</code>	\lesssim	<code>\lesssim</code>	\nleqslant	<code>\nleqslant</code>
\gtreqless	<code>\gtreqless</code>	\lll	<code>\lll</code>	\nless	<code>\nless</code>
\gtreqless	<code>\gtreqless</code>	\lapprox	<code>\lapprox</code>		

TABLE 61: wasysym Inequalities

\gtrsim `\apprge` \lesssim `\apprle`

TABLE 62: txfonts/pxfonts Inequalities

\nlessgtr `\ngg` \nlessgtr `\ngtrsim` \nlessgtr `\nlesssim`
 \nlessgtr `\ngtrapprox` \nlessgtr `\nlessapprox` \nlessgtr `\nll`
 \nlessgtr `\ngtrless` \nlessgtr `\nlessgtr`

TABLE 63: mathabx Inequalities

\gtrsim	<code>\eqslantgtr</code>	\gtrsim	<code>\gtreqless</code>	\lesssim	<code>\lesssim</code>	\nlessgtr	<code>\ngtr</code>
\lessgtr	<code>\eqslantless</code>	\lessgtr	<code>\gtreqqlless</code>	\ll	<code>\ll</code>	\nlessgtr	<code>\ngtrapprox</code>
\gtrsim	<code>\geq</code>	\gtrsim	<code>\gtrless</code>	\lll	<code>\lll</code>	\nlessgtr	<code>\ngtrsim</code>
\gtrsim	<code>\geqq</code>	\gtrsim	<code>\gtrsim</code>	\lnapprox	<code>\lnapprox</code>	\nlessgtr	<code>\nleq</code>
\gtrsim	<code>\gg</code>	\nlessgtr	<code>\gvertneqq</code>	\lneq	<code>\lneq</code>	\nlessgtr	<code>\nleqq</code>
\gtrsim	<code>\ggg</code>	\nlessgtr	<code>\leq</code>	\lneqq	<code>\lneqq</code>	\nlessgtr	<code>\nless</code>
\nlessgtr	<code>\gnapprox</code>	\nlessgtr	<code>\leqq</code>	\lnsim	<code>\lnsim</code>	\nlessgtr	<code>\nlessapprox</code>
\nlessgtr	<code>\gneq</code>	\nlessgtr	<code>\lessapprox</code>	\lvertneqq	<code>\lvertneqq</code>	\nlessgtr	<code>\nlesssim</code>
\nlessgtr	<code>\gneqq</code>	\nlessgtr	<code>\lessdot</code>	\neqslantgtr	<code>\neqslantgtr</code>	\nlessgtr	<code>\nvareq</code>
\nlessgtr	<code>\gnsim</code>	\nlessgtr	<code>\lesseqgtr</code>	\neqslantless	<code>\neqslantless</code>	\nlessgtr	<code>\nvarleq</code>
\nlessgtr	<code>\gtrapprox</code>	\nlessgtr	<code>\lesseqqgtr</code>	\ngeq	<code>\ngeq</code>	\nlessgtr	<code>\vareq</code>
\nlessgtr	<code>\gtrdot</code>	\nlessgtr	<code>\lessgtr</code>	\ngeqq	<code>\ngeqq</code>	\nlessgtr	<code>\varleq</code>

mathabx defines `\leqslant` and `\le` as synonyms for `\leq`, `\geqslant` and `\ge` as synonyms for `\geq`, `\nleqslant` as a synonym for `\nleq`, and `\ngeqslant` as a synonym for `\ngeq`.

TABLE 64: \mathcal{AMS} Triangle Relations

\blacktriangleleft	<code>\blacktriangleleft</code>	\ntriangleleft	<code>\ntriangleleft</code>	\triangleleft	<code>\triangleleft</code>	\vartriangleleft	<code>\vartriangleleft</code>
\blacktriangleright	<code>\blacktriangleright</code>	\ntriangleright	<code>\ntriangleright</code>	\triangleleft	<code>\triangleleft</code>	\vartriangleright	<code>\vartriangleright</code>
\ntriangleleft	<code>\ntriangleleft</code>	\ntriangleright	<code>\ntriangleright</code>	\triangleleft	<code>\triangleleft</code>	\vartriangleright	<code>\vartriangleright</code>

TABLE 65: stmaryrd Triangle Relations

\triangleleft	<code>\triangleleft</code>	\triangleright	<code>\triangleright</code>
\ntriangleleft	<code>\ntriangleleft</code>	\ntriangleright	<code>\ntriangleright</code>

TABLE 66: mathabx Triangle Relations

\ntriangleleft	<code>\ntriangleleft</code>	\ntriangleright	<code>\ntriangleright</code>	\triangleright	<code>\triangleright</code>	\vartriangleright	<code>\vartriangleright</code>
\ntriangleleft	<code>\ntriangleleft</code>	\triangleleft	<code>\triangleleft</code>	\triangleright	<code>\triangleright</code>	\vartriangleright	<code>\vartriangleright</code>
\ntriangleright	<code>\ntriangleright</code>	\triangleleft	<code>\triangleleft</code>	\triangleleft	<code>\triangleleft</code>	\vartriangleleft	<code>\vartriangleleft</code>

TABLE 67: Arrows

\Downarrow	<code>\Downarrow</code>	\longleftarrow	<code>\longleftarrow</code>	\nwarrow	<code>\nwarrow</code>
\downarrow	<code>\downarrow</code>	\Lleftarrow	<code>\Lleftarrow</code>	\Rightarrow	<code>\Rightarrow</code>
\hookleftarrow	<code>\hookleftarrow</code>	\longleftrightarrow	<code>\longleftrightarrow</code>	\rightarrow	<code>\rightarrow</code>
\hookrightarrow	<code>\hookrightarrow</code>	\Longleftarrow	<code>\Longleftarrow</code>	\searrow	<code>\searrow</code>
\leadsto	<code>\leadsto*</code>	\longmapsto	<code>\longmapsto</code>	\swarrow	<code>\swarrow</code>
\leftarrow	<code>\leftarrow</code>	\Longrightarrow	<code>\Longrightarrow</code>	\Uparrow	<code>\Uparrow</code>
\Leftarrow	<code>\Leftarrow</code>	\longrightarrow	<code>\longrightarrow</code>	\Uparrow	<code>\Uparrow</code>
\Leftrightarrow	<code>\Leftrightarrow</code>	\mapsto	<code>\mapsto</code>	\Updownarrow	<code>\Updownarrow</code>
\leftrightarrow	<code>\leftrightarrow</code>	\nearrow	<code>\nearrow[†]</code>	\Updownarrow	<code>\Updownarrow</code>

* Not predefined in L^AT_EX 2_ε. Use one of the packages latexsym, amsfonts, amssymb, txfonts, pxfonts, or wasysym.

† See the note beneath Table 112 for information about how to put a diagonal arrow across a mathematical expression (as in “ $\nabla \cdot \vec{B}$ ”).

TABLE 68: Harpoons

\leftharpoondown	<code>\leftharpoondown</code>	\rightharpoondown	<code>\rightharpoondown</code>	\rightleftharpoons	<code>\rightleftharpoons</code>
\leftharpoonup	<code>\leftharpoonup</code>	\rightharpoonup	<code>\rightharpoonup</code>		

TABLE 69: textcomp Text-mode Arrows

\downarrow	<code>\textdownarrow</code>	\rightarrow	<code>\textrightarrow</code>
\leftarrow	<code>\textleftarrow</code>	\uparrow	<code>\textuparrow</code>

TABLE 70: \mathcal{AMS} Arrows

\circlearrowleft	<code>\circlearrowleft</code>	\leftrightsquigarrow	<code>\leftrightsquigarrow</code>	\rightleftarrows	<code>\rightleftarrows</code>
\circlearrowright	<code>\circlearrowright</code>	\leftrightsquigarrow	<code>\leftrightsquigarrow</code>	\righttrightarrows	<code>\righttrightarrows</code>
\curvearrowleft	<code>\curvearrowleft</code>	\Lleftarrow	<code>\Lleftarrow</code>	\rightsquigarrow	<code>\rightsquigarrow</code>
\curvearrowright	<code>\curvearrowright</code>	\Lleftarrow	<code>\Lleftarrow</code>	\Rsh	<code>\Rsh</code>
\dashleftarrow	<code>\dashleftarrow</code>	\looparrowleft	<code>\looparrowleft</code>	\twoheadleftarrow	<code>\twoheadleftarrow</code>
\dashrightarrow	<code>\dashrightarrow</code>	\looparrowright	<code>\looparrowright</code>	\twoheadrightarrow	<code>\twoheadrightarrow</code>
\downdownarrows	<code>\downdownarrows</code>	\Lsh	<code>\Lsh</code>	\upuparrows	<code>\upuparrows</code>
\leftarrowtail	<code>\leftarrowtail</code>	\rightarrowtail	<code>\rightarrowtail</code>		

TABLE 71: \mathcal{AMS} Negated Arrows

\nleftarrow	<code>\nleftarrow</code>	\nrightarrow	<code>\nrightarrow</code>	\nRightarrow	<code>\nRightarrow</code>
\leftarrow	<code>\leftarrow</code>	\nrightarrow	<code>\nrightarrow</code>	\Rightarrow	<code>\Rightarrow</code>

TABLE 72: \mathcal{AMS} Harpoons

\downharpoonleft	<code>\downharpoonleft</code>	\leftrightharpoons	<code>\leftrightharpoons</code>	\upharpoonleft	<code>\upharpoonleft</code>
\downharpoonright	<code>\downharpoonright</code>	\rightleftharpoons	<code>\rightleftharpoons</code>	\upharpoonright	<code>\upharpoonright</code>

TABLE 73: stmaryrd Arrows

\leftarrow	<code>\leftarrowtriangle</code>	\Leftarrow	<code>\Mapsfrom</code>	\leftarrow	<code>\shortleftarrow</code>
\Leftrightarrow	<code>\leftrightharroweq</code>	\mapsto	<code>\mapsfrom</code>	\rightarrow	<code>\shortrightarrow</code>
\Leftrightarrow	<code>\leftrightharrowtriangle</code>	\Mapsto	<code>\Mapsto</code>	\uparrow	<code>\shortuparrow</code>
\lightning	<code>\lightning</code>	\nearrow	<code>\nnearrow</code>	\searrow	<code>\ssearrow</code>
\Longmapsfrom	<code>\Longmapsfrom</code>	\nwarrow	<code>\nnwarrow</code>	\swarrow	<code>\sswarrow</code>
\longmapsfrom	<code>\longmapsfrom</code>	\rightarrowtriangle	<code>\rightarrowtriangle</code>		
\Longmapsto	<code>\Longmapsto</code>	\downarrow	<code>\shortdownarrow</code>		

TABLE 74: txfonts/pxfonts Arrows

\boxdotleft	<code>\boxdotLeft</code>	\circrightarrow	<code>\circleddotright</code>	\diamondleft	<code>\Diamondleft</code>
\boxdotleft	<code>\boxdotleft</code>	\circleft	<code>\circleleft</code>	\diamondright	<code>\Diamondright</code>
\boxdotright	<code>\boxdotright</code>	\circrightarrow	<code>\circcleright</code>	\diamondright	<code>\DiamondRight</code>
\boxdotright	<code>\boxdotRight</code>	\dashrightarrow	<code>\dashleftrightharrow</code>	\leftsquigarrow	<code>\leftsquigarrow</code>
\boxleft	<code>\boxLeft</code>	\diamondleft	<code>\DiamonddotLeft</code>	\nearrow	<code>\Nearrow</code>
\boxleft	<code>\boxleft</code>	\diamondleft	<code>\Diamonddotleft</code>	\nwarrow	<code>\Nwarrow</code>
\boxright	<code>\boxright</code>	\diamondright	<code>\Diamonddotright</code>	\rightarrow	<code>\Rightarrow</code>
\boxright	<code>\boxRight</code>	\diamondright	<code>\DiamonddotRight</code>	\searrow	<code>\Searrow</code>
\circleft	<code>\circleddotleft</code>	\diamondleft	<code>\DiamondLeft</code>	\swarrow	<code>\Swarrow</code>

TABLE 75: mathabx Arrows

\circleftarrow	<code>\circlearrowleft</code>	\leftarrow	<code>\leftarrow</code>	\nwarrow	<code>\nwarrow</code>
\circrightarrow	<code>\circlearrowright</code>	\leftleftarrows	<code>\leftleftarrows</code>	\upharpoonright	<code>\restriction</code>
\curvearrowleft	<code>\curvearrowbotleft</code>	\leftrightarrows	<code>\leftrightarrows</code>	\rightarrow	<code>\rightarrow</code>
\curvearrowright	<code>\curvearrowbotleftright</code>	\leftrightsquigarrow	<code>\leftrightsquigarrow</code>	\rightleftarrows	<code>\rightleftarrows</code>
\curvearrowleft	<code>\curvearrowbotright</code>	\leftsquigarrow	<code>\leftsquigarrow</code>	\rightrightarrows	<code>\rightrightarrows</code>
\curvearrowright	<code>\curvearrowleft</code>	\leftsquigarrow	<code>\leftsquigarrow</code>	\rightsquigarrow	<code>\rightsquigarrow</code>
\curvearrowleft	<code>\curvearrowleftright</code>	\lefttorightarrow	<code>\lefttorightarrow</code>	\righttoleftarrow	<code>\righttoleftarrow</code>
\curvearrowright	<code>\curvearrowright</code>	\looparrowleft	<code>\looparrowdownleft</code>	\Rsh	<code>\Rsh</code>
\dLsh	<code>\dLsh</code>	\looparrowright	<code>\looparrowdownright</code>	\searrow	<code>\searrow</code>
\downdownarrows	<code>\downdownarrows</code>	\looparrowleft	<code>\looparrowleft</code>	\swarrow	<code>\swarrow</code>
\downtouparrow	<code>\downtouparrow</code>	\looparrowright	<code>\looparrowright</code>	\updownarrows	<code>\updownarrows</code>
\downuparrows	<code>\downuparrows</code>	\Lsh	<code>\Lsh</code>	\uptodownarrow	<code>\uptodownarrow</code>
\drsh	<code>\drsh</code>	\nearrow	<code>\nearrow</code>	\upuparrows	<code>\upuparrows</code>

TABLE 76: mathabx Negated Arrows

\nleftarrow	<code>\nleftarrow</code>	\nleftrightarrow	<code>\nleftrightarrow</code>	\nrightarrow	<code>\nrightarrow</code>
\nleftarrow	<code>\nleftarrow</code>	\nLeftrightarrow	<code>\nLeftrightarrow</code>	\nRightarrow	<code>\nRightarrow</code>

TABLE 77: mathabx Harpoons

$\bar{\leftarrow}$	<code>\barleftarrow</code>	\leftarrowup	<code>\leftarrowup</code>	\rightleftarrows	<code>\rightleftarrows</code>
$\bar{\rightarrow}$	<code>\barrightarrow</code>	\leftleftarrows	<code>\leftleftarrows</code>	\rightrightarrow	<code>\rightrightarrow</code>
\Downarrow	<code>\downdownarpoons</code>	\leftrightharpoonup	<code>\leftrightharpoonup</code>	\Updownarrow	<code>\updownarpoons</code>
\downarrow	<code>\downarrowleftarrow</code>	\leftrightharpoons	<code>\leftrightharpoons</code>	\Uparrow	<code>\upharpoonleft</code>
\downarrow	<code>\downarrowrightarrow</code>	\rightbarharpoon	<code>\rightbarharpoon</code>	\Uparrow	<code>\upharpoonright</code>
\Downarrow	<code>\downupharpoons</code>	\rightarrowdown	<code>\rightarrowdown</code>	\Uparrow	<code>\upupharpoons</code>
\leftbarharpoon	<code>\leftbarharpoon</code>	\rightarrowup	<code>\rightarrowup</code>		
\leftarrowdown	<code>\leftarrowdown</code>	\rightarrowleftarrow	<code>\rightarrowleftarrow</code>		

TABLE 78: chemarrow Arrows

\rightarrow `\chemarrow`

TABLE 79: usly Contradiction Symbols

\blitza `\blitza` \blitzb `\blitzb` \blitzc `\blitzc` \blitzd `\blitzd` \blitze `\blitze`

TABLE 80: Extension Characters

$\bar{-}$ `\relbar` $\bar{=}$ `\Relbar`

TABLE 81: stmaryrd Extension Characters

\Arrownot `\Arrownot` \Mapsfromchar `\Mapsfromchar` \Mapstochar `\Mapstochar
 \arrownot \arrownot \mapsfromchar \mapsfromchar`

TABLE 82: txfonts/pxfonts Extension Characters

\Mappedfromchar `\Mappedfromchar` \Mmappedfromchar `\Mmappedfromchar` \Mmapstochar `\Mmapstochar`
 \mappedfromchar `\mappedfromchar` \mmappedfromchar `\mmappedfromchar` \mmapstochar `\mmapstochar`

TABLE 83: mathabx Extension Characters

\mapsfromchar `\mapsfromchar` \mapstochar `\mapstochar`
 \Mapsfromchar `\Mapsfromchar` \Mapstochar `\Mapstochar`

TABLE 84: Log-like Symbols

<code>\arccos</code>	<code>\cos</code>	<code>\csc</code>	<code>\exp</code>	<code>\ker</code>	<code>\limsup</code>	<code>\min</code>	<code>\sinh</code>
<code>\arcsin</code>	<code>\cosh</code>	<code>\deg</code>	<code>\gcd</code>	<code>\lg</code>	<code>\ln</code>	<code>\Pr</code>	<code>\sup</code>
<code>\arctan</code>	<code>\cot</code>	<code>\det</code>	<code>\hom</code>	<code>\lim</code>	<code>\log</code>	<code>\sec</code>	<code>\tan</code>
<code>\arg</code>	<code>\coth</code>	<code>\dim</code>	<code>\inf</code>	<code>\liminf</code>	<code>\max</code>	<code>\sin</code>	<code>\tanh</code>

Calling the above “symbols” may be a bit misleading.¹ Each log-like symbol merely produces the eponymous textual equivalent, but with proper surrounding spacing. See Section 7.3 for more information about log-like symbols. As `\bmod` and `\pmod` are arguably not symbols we refer the reader to the Short Math Guide for L^AT_EX [Dow00] for samples.

TABLE 85: $\mathcal{A}\mathcal{M}\mathcal{S}$ Log-like Symbols

<code>injlim</code>	<code>\injlim</code>	<code>\varinjlim</code>	<code>\varinjlim</code>	<code>\varinjlim</code>	<code>\varinjlim</code>
<code>projlim</code>	<code>\projlim</code>	<code>\varprojlim</code>	<code>\varprojlim</code>	<code>\varprojlim</code>	<code>\varprojlim</code>

Load the `amsmath` package to get these symbols. See Section 7.3 for some additional comments regarding log-like symbols. As `\mod` and `\pmod` are arguably not symbols we refer the reader to the Short Math Guide for L^AT_EX [Dow00] for samples.

TABLE 86: Greek Letters

α	<code>\alpha</code>	θ	<code>\theta</code>	o	<code>o</code>	τ	<code>\tau</code>
β	<code>\beta</code>	ϑ	<code>\vartheta</code>	π	<code>\pi</code>	υ	<code>\upsilon</code>
γ	<code>\gamma</code>	ι	<code>\iota</code>	ϖ	<code>\varpi</code>	ϕ	<code>\phi</code>
δ	<code>\delta</code>	κ	<code>\kappa</code>	ρ	<code>\rho</code>	φ	<code>\varphi</code>
ϵ	<code>\epsilon</code>	λ	<code>\lambda</code>	ϱ	<code>\varrho</code>	χ	<code>\chi</code>
ε	<code>\varepsilon</code>	μ	<code>\mu</code>	σ	<code>\sigma</code>	ψ	<code>\psi</code>
ζ	<code>\zeta</code>	ν	<code>\nu</code>	ς	<code>\varsigma</code>	ω	<code>\omega</code>
η	<code>\eta</code>	ξ	<code>\xi</code>				
Γ	<code>\Gamma</code>	Λ	<code>\Lambda</code>	Σ	<code>\Sigma</code>	Ψ	<code>\Psi</code>
Δ	<code>\Delta</code>	Ξ	<code>\Xi</code>	Υ	<code>\Upsilon</code>	Ω	<code>\Omega</code>
Θ	<code>\Theta</code>	Π	<code>\Pi</code>	Φ	<code>\Phi</code>		

The remaining Greek majuscules can be produced with ordinary Latin letters. The symbol “M”, for instance, is used for both an uppercase “m” and an uppercase “ μ ”. See Section 7.4 for examples of how to produce bold Greek letters.

TABLE 87: $\mathcal{A}\mathcal{M}\mathcal{S}$ Greek Letters

<code>F</code>	<code>\digamma</code>	\varkappa	<code>\varkappa</code>
----------------	-----------------------	-------------	------------------------

¹Michael J. Downes prefers the more general term, “atomic math objects”.

TABLE 88: txfonts/pxfonts Upright Greek Letters

α	<code>\alphaup</code>	θ	<code>\thetaaup</code>	π	<code>\piup</code>	ϕ	<code>\phiiup</code>
β	<code>\betaaup</code>	ϑ	<code>\varthetaaup</code>	ϖ	<code>\varpiup</code>	φ	<code>\varphiiup</code>
γ	<code>\gammaaup</code>	ι	<code>\iotaaup</code>	ρ	<code>\rhooup</code>	χ	<code>\chiup</code>
δ	<code>\deltaaup</code>	κ	<code>\kappaaup</code>	ϱ	<code>\varrhooup</code>	ψ	<code>\psiiup</code>
ϵ	<code>\epsilonup</code>	λ	<code>\lambdaaup</code>	σ	<code>\sigmaaup</code>	ω	<code>\omegau</code>
ε	<code>\varepsilonup</code>	μ	<code>\muup</code>	ς	<code>\varsigmaaup</code>		
ζ	<code>\zetaaup</code>	ν	<code>\nuup</code>	τ	<code>\tauaup</code>		
η	<code>\etaaup</code>	ξ	<code>\xiup</code>	υ	<code>\upsilonup</code>		

TABLE 89: upgreek Upright Greek Letters

α	<code>\upalpha</code>	θ	<code>\uptheta</code>	π	<code>\uppi</code>	ϕ	<code>\upphi</code>
β	<code>\upbeta</code>	ϑ	<code>\upvartheta</code>	ϖ	<code>\upvarpi</code>	φ	<code>\upvarphi</code>
γ	<code>\upgamma</code>	ι	<code>\upiota</code>	ρ	<code>\uprho</code>	χ	<code>\upchi</code>
δ	<code>\updelta</code>	κ	<code>\upkappa</code>	ϱ	<code>\upvarrho</code>	ψ	<code>\uppsi</code>
ϵ	<code>\upepsilon</code>	λ	<code>\uplambda</code>	σ	<code>\upsigma</code>	ω	<code>\upomega</code>
ε	<code>\upvarepsilon</code>	μ	<code>\upmu</code>	ς	<code>\upvarsigma</code>		
ζ	<code>\upzeta</code>	ν	<code>\upnu</code>	τ	<code>\uptau</code>		
η	<code>\upeta</code>	ξ	<code>\upxi</code>	υ	<code>\upupsilon</code>		
Γ	<code>\Uppgamma</code>	Λ	<code>\Uplambda</code>	Σ	<code>\Upsilonsigma</code>	Ψ	<code>\Upppsi</code>
Δ	<code>\Uppdelta</code>	Ξ	<code>\Uppi</code>	Υ	<code>\Uppupsilon</code>	Ω	<code>\Uppomega</code>
Θ	<code>\Upptheta</code>	Π	<code>\Uppi</code>	Φ	<code>\Uppphi</code>		

upgreek utilizes upright Greek characters from either the PostScript Symbol font (depicted above) or Euler Roman. As a result, the glyphs may appear slightly different from the above. Contrast, for example, “ $\Gamma\Delta\Theta\alpha\beta\gamma$ ” (Symbol) with “ $\Gamma\Delta\Theta\alpha\beta\gamma$ ” (Euler).

TABLE 90: txfonts/pxfonts Variant Latin Letters

g	<code>\varg</code>	v	<code>\varv</code>	w	<code>\varw</code>	y	<code>\vary</code>
-----	--------------------	-----	--------------------	-----	--------------------	-----	--------------------

Pass the `varg` option to txfonts/pxfonts to replace g , v , w , and y with g , v , w , and y in every mathematical expression in your document.

TABLE 91: \mathcal{AMS} Hebrew Letters

\beth	<code>\beth</code>	\gimel	<code>\gimel</code>	\daleth	<code>\daleth</code>
---------	--------------------	----------	---------------------	-----------	----------------------

`\aleph` appears in Table 125 on page 38.

TABLE 92: Letter-like Symbols

\perp	<code>\bot</code>	\forall	<code>\forall</code>	\imath	<code>\imath</code>	\ni	<code>\ni</code>	\top	<code>\top</code>
ℓ	<code>\ell</code>	\hbar	<code>\hbar</code>	\in	<code>\in</code>	∂	<code>\partial</code>	\wp	<code>\wp</code>
\exists	<code>\exists</code>	\Im	<code>\Im</code>	\jmath	<code>\jmath</code>	\Re	<code>\Re</code>		

TABLE 93: \mathcal{AMS} Letter-like Symbols

\mathbb{k}	<code>\Bbbk</code>	\mathbb{C}	<code>\complement</code>	\hbar	<code>\hbar</code>
\textcircled{R}	<code>\circledR</code>	$\textcircled{+}$	<code>\Finv</code>	\hbar	<code>\hslash</code>
\textcircled{S}	<code>\circledS</code>	$\textcircled{\ominus}$	<code>\Game</code>	$\textcircled{\#}$	<code>\nexists</code>

TABLE 94: txfonts/pxfonts Letter-like Symbols

$\text{\textcircled{c}}$	<code>\mathcent</code>	\textsterling	<code>\mathsterling</code>	\notin	<code>\notin</code>	$\not\in$	<code>\notin</code>
--------------------------	------------------------	------------------------	----------------------------	----------	---------------------	-----------	---------------------

TABLE 95: mathabx Letter-like Symbols

$\bar{\in}$	<code>\barin</code>	\in	<code>\in</code>	$\not\top$	<code>\nottop</code>	\notin	<code>\varnotin</code>
\mathbb{C}	<code>\complement</code>	\nexists	<code>\nexists</code>	\owns	<code>\owns</code>	$\not\owns$	<code>\varnotowner</code>
\exists	<code>\exists</code>	$\not\bot$	<code>\notbot</code>	\ownsbar	<code>\ownsbar</code>		
$\textcircled{+}$	<code>\Finv</code>	\notin	<code>\notin</code>	∂	<code>\partial</code>		
$\textcircled{\ominus}$	<code>\Game</code>	$\not\owns$	<code>\notowner</code>	$\partial\text{\textbackslash}$	<code>\partialslash</code>		

TABLE 96: trfsigns Letter-like Symbols

e	<code>\e</code>	j	<code>\im</code>
-----	-----------------	-----	------------------

TABLE 97: \mathcal{AMS} Delimiters

\ulcorner	<code>\ulcorner</code>	\urcorner	<code>\urcorner</code>
\llcorner	<code>\llcorner</code>	\lrcorner	<code>\lrcorner</code>

TABLE 98: stmaryrd Delimiters

$\{$	<code>\Lbag</code>	$\}$	<code>\Rbag</code>	$\{$	<code>\lbag</code>	$\}$	<code>\rbag</code>
\lceil	<code>\llceil</code>	\rceil	<code>\rrceil</code>	\lfloor	<code>\llfloor</code>	\rfloor	<code>\rrfloor</code>
$($	<code>\llparenthesis</code>	$)$	<code>\rrparenthesis</code>				

TABLE 99: mathabx Delimiters

\lrcorner	<code>\lrcorner</code>	\urcorner	<code>\urcorner</code>
\ulcorner	<code>\ulcorner</code>	\lrcorner	<code>\lrcorner</code>
\llcorner	<code>\llcorner</code>	\urcorner	<code>\urcorner</code>

TABLE 100: nath Delimiters

\lrcorner	<code>\niv</code>	\lrcorner	<code>\vin</code>
-------------	-------------------	-------------	-------------------

TABLE 101: Variable-sized Delimiters

\downarrow	\Downarrow	<code>\downarrow</code>	<code>\Downarrow</code>	$[$	$[$	$[$	$]$	$]$	$]$
\langle	\rangle	<code>\langle</code>	<code>\rangle</code>	$ $	$ $	$ ^*$	\parallel	\parallel	<code>\ </code>
\lceil	\rceil	<code>\lceil</code>	<code>\rceil</code>	\uparrow	\uparrow	<code>\uparrow</code>	\Uparrow	\Uparrow	<code>\Uparrow</code>
\lfloor	\rfloor	<code>\lfloor</code>	<code>\rfloor</code>	\updownarrow	\updownarrow	<code>\updownarrow</code>	\Updownarrow	\Updownarrow	<code>\Updownarrow</code>
$($	$($	$($	$)$	$)$	$\{$	$\{$	$\{$	$\}$	$\}$
$/$	$/$	$/$	\backslash	\backslash	\backslash	\backslash	\backslash	\backslash	\backslash

When used with `\left` and `\right`, these symbols expand to the height of the enclosed math expression. Note that `\vert` is a synonym for `|`, and `\Vert` is a synonym for `\|`.

* ε -TeX provides a `\middle` analogue to `\left` and `\right` that can be used to make an internal “|” (often used to indicate “evaluated at”) expand to the height of the surrounding `\left` and `\right` symbols. A similar effect can be achieved in conventional L^AT_EX using the `braket` package.

TABLE 102: Large, Variable-sized Delimiters

$\{$	$\}$	<code>\lmoustache</code>	$\}$	$\}$	<code>\rmoustache</code>	$($	$($	<code>\lgroup</code>	$)$	$)$	<code>\rgroup</code>
$ $	$ $	<code>\arrowvert</code>	\parallel	\parallel	<code>\Arrowvert</code>	$ $	$ $	<code>\bracevert</code>			

These symbols *must* be used with `\left` and `\right`. The `mathabx` package, however, redefines `\lgroup` and `\rgroup` so that those symbols can work without `\left` and `\right`.

TABLE 103: Variable-sized stmaryrd Delimiters

\llbracket	\llbracket	<code>\llbracket</code>	\rrbracket	\rrbracket	<code>\rrbracket</code>
--------------	--------------	-------------------------	--------------	--------------	-------------------------

TABLE 104: mathabx Variable-sized Delimiters

\llbracket	\llbracket	<code>\lbbbrack</code>	\rrbracket	\rrbracket	<code>\rbbbrack</code>
\lfilet	\lfilet	<code>\lfilet</code>	\rfilet	\rfilet	<code>\rfilet</code>
$ $	$ $	<code>\thickvert</code>	\parallel	\parallel	<code>\vvvert</code>

TABLE 105: nath Variable-sized Delimiters (Double)

$\langle\langle$	<code>\lAngle</code>	$\rangle\rangle$	<code>\rAngle</code>
\llbracket	<code>\lBrack</code>	\rrbracket	<code>\rBrack</code>
\lceil	<code>\lCeil</code>	\rceil	<code>\rCeil</code>
\lfloor	<code>\lFloor</code>	\rfloor	<code>\rFloor</code>
\lVert	<code>\lVert*</code>	\rVert	<code>\rVert*</code>

* `nath` redefines all of the above to include implicit `\left` and `\right` commands. Hence, separate `\lVert` and `\rVert` commands are needed to disambiguate whether “|” is a left or right delimiter.

All of the symbols in Table 105 can also be expressed using the `\double` macro. See the `nath` documentation for examples and additional information.

TABLE 106: nath Variable-sized Delimiters (Triple)

$\langle\langle\langle$	<code>\triple<</code>	$\rangle\rangle\rangle$	<code>\triple></code>
\lllbracket	<code>\triple[</code>	\rrrbracket	<code>\triple]</code>
\lllvert	<code>\triple *</code>	\rrrvert	<code>\triple *</code>

* Similar to `\lVert` and `\rVert` in Table 105, `\ltriple` and `\rtriple` must be used instead of `\triple` to disambiguate whether “|” is a left or right delimiter.

Note that `\triple`—and the corresponding `\double`—is actually a macro that takes a delimiter as an argument.

TABLE 107: textcomp Text-mode Delimiters

\langle	<code>\textlangle</code>	\rangle	<code>\textrangle</code>
\llbracket	<code>\textlbrackdbl</code>	\rrbracket	<code>\textrbrackdbl</code>
$\{$	<code>\textlquill</code>	$\}$	<code>\textrquill</code>

TABLE 108: Math-mode Accents

\acute{a}	<code>\acute{a}</code>	\check{a}	<code>\check{a}</code>	\grave{a}	<code>\grave{a}</code>	\tilde{a}	<code>\tilde{a}</code>
\bar{a}	<code>\bar{a}</code>	\ddot{a}	<code>\ddot{a}</code>	\hat{a}	<code>\hat{a}</code>	\vec{a}	<code>\vec{a}</code>
\breve{a}	<code>\breve{a}</code>	\dot{a}	<code>\dot{a}</code>	\mathring{a}	<code>\mathring{a}</code>		

Also note the existence of `\imath` and `\jmath`, which produce dotless versions of “*i*” and “*j*”. (See Table 125 on page 38.) These are useful when the accent is supposed to replace the dot. For example, “`\hat{\imath}`” produces a correct “ \hat{i} ”, while “`\hat{i}`” would yield the rather odd-looking “ \hat{i} ”.

TABLE 109: \mathcal{AMS} Math-mode Accents

\dddot{a}	<code>\dddot{a}</code>	\ddddot{a}	<code>\ddddot{a}</code>
-------------	------------------------	--------------	-------------------------

These accents are also provided by the `mathabx` package.

TABLE 110: `yhmath` Math-mode Accents

\mathring{a}	<code>\ring{a}</code>
----------------	-----------------------

This symbol is largely obsolete, as standard $\text{\LaTeX} 2_{\epsilon}$ has supported `\mathring` since June, 1998 [L^AT₉₈].

TABLE 111: `trfsigns` Math-mode Accents

\overleftarrow{a}	<code>\dft{a}</code>	\overrightarrow{a}	<code>\DFT{a}</code>
---------------------	----------------------	----------------------	----------------------

The above are a sort of “reverse accent” in that the argument text serves as a subscript to the transform line.

TABLE 112: Extensible Accents

\widetilde{abc}	<code>\widetilde{abc}</code> *	\widehat{abc}	<code>\widehat{abc}</code> *
\overleftarrow{abc}	<code>\overleftarrow{abc}</code> †	\overrightarrow{abc}	<code>\overrightarrow{abc}</code> †
\overline{abc}	<code>\overline{abc}</code>	\underline{abc}	<code>\underline{abc}</code>
\overbrace{abc}	<code>\overbrace{abc}</code>	\underbrace{abc}	<code>\underbrace{abc}</code>
\sqrt{abc}	<code>\sqrt{abc}</code> ‡		

As demonstrated in a 1997 TUGboat article about typesetting long-division problems [Gib97], an extensible long-division sign (“ \overline{abc} ”) can be faded by putting a “`\big`” in a `tabular` environment with an `\hline` or `\cline` in the preceding row. The article also presents a piece of code that automatically solves and typesets—by putting an `\overline` atop “`\big`” and the desired text—long-division problems. See also the `polynom` package, which automatically solves and typesets polynomial-division problems in a similar manner.

* Made more extensible by the `yhmath` package.

† If you’re looking for an extensible *diagonal* line or arrow to be used for canceling or reducing mathematical subexpressions (e.g., “ $x + \cancel{x}$ ” or “ $3 + \cancel{2}^5$ ”) then consider using the `cancel` package.

‡ With an optional argument, `\sqrt` typesets *n*th roots. For example, “`\sqrt[3]{abc}`” produces “ $\sqrt[3]{abc}$ ” and “`\sqrt[n]{abc}`” produces “ $\sqrt[n]{abc}$ ”.

TABLE 113: overrightarrow Extensible Accents

\overrightarrow{abc}	<code>\Overrightarrow{abc}</code>
------------------------	-----------------------------------

TABLE 114: yhmath Extensible Accents

\wideparen{abc}	<code>\wideparen{abc}</code>	\widehat{abc}	<code>\widehat{abc}</code>
\widecirc{abc}	<code>\widecirc{abc}</code>		

TABLE 115: \mathcal{AMS} Extensible Accents

\overleftrightarrow{abc}	<code>\overleftrightarrow{abc}</code>	\overleftarrow{abc}	<code>\overleftarrow{abc}</code>
\overleftarrow{abc}	<code>\overleftarrow{abc}</code>	\overrightarrow{abc}	<code>\overrightarrow{abc}</code>

The following are a sort of “reverse accent” in that the argument text serves as a superscript to the arrow. In addition, the optional first argument (not shown) serves as a subscript to the arrow. See the Short Math Guide for L^AT_EX [Dow00] for further examples.

\overleftarrow{abc}	<code>\overleftarrow{abc}</code>	\overrightarrow{abc}	<code>\overrightarrow{abc}</code>
-----------------------	----------------------------------	------------------------	-----------------------------------

TABLE 116: chemarr Extensible Accents

\xrightarrow{abc} `\xrightarrow{abc}`

`\xrightarrow{abc}` is a sort of “reverse accent” in that the argument text serves as a superscript to the arrows. In addition, the optional first argument (not shown) serves as a subscript to the arrows.

TABLE 117: chemarrow Extensible Accents

\xleftarrow{abc}	<code>\xleftarrow{abc}{def}</code>	\xrightarrow{abc}	<code>\xrightarrow{abc}{def}</code>
\xleftrightarrow{abc}	<code>\xleftrightarrow{abc}{def}</code>	\xleftrightarrow{abc}	<code>\xleftrightarrow{abc}{def}</code>

These symbols are all “reverse accents” in that the two arguments serve, respectively, as a superscript and a subscript to the arrows.

In addition to the symbols shown above, `chemarrow` also provides `\larrowfill`, `\rarrowfill`, `\leftrightharpoonsfill`, and `\rightleftharpoonsfill` macros. Each of these takes a length argument and produces an arrow of the specified length.

TABLE 118: mathabx Extensible Accents

\overbrace{abc}	<code>\overbrace{abc}</code>	\bar{abc}	<code>\widebar{abc}</code>
\overgroup{abc}	<code>\overgroup{abc}</code>	\check{abc}	<code>\widecheck{abc}</code>
\underbrace{abc}	<code>\underbrace{abc}</code>	\wideparen{abc}	<code>\wideparen{abc}</code>
\undergroup{abc}	<code>\undergroup{abc}</code>	$\overset{\circ}{abc}$	<code>\widering{abc}</code>
\xrightarrow{abc}	<code>\widearrow{abc}</code>		

The braces shown for `\overbrace` and `\underbrace` appear in their minimum size. They can expand arbitrarily wide, however.

TABLE 119: esvect Extensible Accents

\overrightarrow{abc}	<code>\vv{abc}</code> with package option a
\overrightarrow{abc}	<code>\vv{abc}</code> with package option b
\overrightarrow{abc}	<code>\vv{abc}</code> with package option c
\overrightarrow{abc}	<code>\vv{abc}</code> with package option d
\overrightarrow{abc}	<code>\vv{abc}</code> with package option e
\overrightarrow{abc}	<code>\vv{abc}</code> with package option f
\overrightarrow{abc}	<code>\vv{abc}</code> with package option g
\overrightarrow{abc}	<code>\vv{abc}</code> with package option h

esvect also defines a `\vv*` macro which is used to typeset arrows over vector variables with subscripts. See the esvect documentation for more information.

TABLE 120: undertilde Extensible Accents

\underline{abc}	<code>\utilde{abc}</code>
-------------------	---------------------------

Because `\utilde` is based on `\widetilde` it is also made more extensible by the yhmath package.

TABLE 121: Dots

\cdot	<code>\cdotp</code>	:	<code>\colon*</code>	\cdot	<code>\ldotp</code>	\vdots	<code>\vdots†</code>
\dots	<code>\cdots</code>	\ddots	<code>\ddots†</code>	\dots	<code>\ldots</code>		

* While “:” is valid in math mode, `\colon` uses different surrounding spacing. See Section 7.3 and the Short Math Guide for L^AT_EX [Dow00] for more information on math-mode spacing.

† The `mathdots` package redefines `\ddots` and `\vdots` to make them scale properly with font size. (They normally scale horizontally but not vertically.) `\fixedddots` and `\fixedvdots` provide the original, fixed-height functionality of L^AT_EX 2_ε’s `\ddots` and `\vdots` macros.

TABLE 122: \mathcal{AMS} Dots

\dots	<code>\dotsb</code>	\dots	<code>\dotsi</code>	\dots	<code>\dotso</code>
\dots	<code>\dotsc</code>	\dots	<code>\dotsm</code>		

The \mathcal{AMS} dot symbols are named according to their intended usage: `\dotsb` between pairs of binary operators/relations, `\dotsc` between pairs of commas, `\dotsi` between pairs of integrals, `\dotsm` between pairs of multiplication signs, and `\dotso` between other symbol pairs.

TABLE 123: mathdots Dots

\ddots `\iddots`

TABLE 124: yhmath Dots

\ddots `\adots`

TABLE 125: Miscellaneous L^AT_EX 2_ε Symbols

\aleph	<code>\aleph</code>	\diamond	<code>\Diamond*</code>	∞	<code>\infty</code>	$'$	<code>\prime</code>
\sphericalangle	<code>\angle</code>	\diamond	<code>\diamondsuit</code>	\mho	<code>\mho*</code>	\sharp	<code>\sharp</code>
\backslash	<code>\backslash</code>	\emptyset	<code>\emptyset†</code>	∇	<code>\nabla</code>	\spadesuit	<code>\spadesuit</code>
\square	<code>\Box*†</code>	\flat	<code>\flat</code>	\natural	<code>\natural</code>	\surd	<code>\surd</code>
\clubsuit	<code>\clubsuit</code>	\heartsuit	<code>\heartsuit</code>	\neg	<code>\neg</code>	\triangle	<code>\triangle</code>

* Not predefined in L^AT_EX 2_ε. Use one of the packages latexsym, amsfonts, amssymb, txfonts, pxfonts, or wasysym.

† To use `\Box`—or any other symbol—as an end-of-proof (Q.E.D.) marker, consider using the ntheorem package, which properly juxtaposes a symbol with the end of the proof text.

‡ Many people prefer the look of $\mathcal{A}\mathcal{M}\mathcal{S}$'s `\varnothing` (Table 126) to that of L^AT_EX's `\emptyset`.

TABLE 126: Miscellaneous $\mathcal{A}\mathcal{M}\mathcal{S}$ Symbols

\sphericalangle	<code>\angle</code>	\blacktriangledown	<code>\blacktriangledown</code>	\mho	<code>\mho</code>
\backprime	<code>\backprime</code>	\diagdown	<code>\diagdown</code>	\sphericalangle	<code>\sphericalangle</code>
\bigstar	<code>\bigstar</code>	\diagup	<code>\diagup</code>	\square	<code>\square</code>
\blacklozenge	<code>\blacklozenge</code>	\eth	<code>\eth</code>	\blacktriangledown	<code>\blacktriangledown</code>
\blacksquare	<code>\blacksquare</code>	\lozenge	<code>\lozenge</code>	\varnothing	<code>\varnothing</code>
\blacktriangle	<code>\blacktriangle</code>	\measuredangle	<code>\measuredangle</code>	\vartriangle	<code>\vartriangle</code>

TABLE 127: Miscellaneous wasysym Symbols

\square	<code>\Box</code>	\mho	<code>\mho*</code>	\therefore	<code>\wasytherefore</code>
\diamond	<code>\Diamond</code>	\vartriangleleft	<code>\varangle</code>		

* wasysym also defines an `\agem0` symbol, which is the same glyph as `\mho` but is intended for use in text mode.

TABLE 128: Miscellaneous txfonts/pxfonts Symbols

\blacklozenge	<code>\Diamondblack</code>	λ	<code>\lambda</code>	\heartsuit	<code>\varheartsuit</code>
\diamond	<code>\Diamonddot</code>	\clubsuit	<code>\varclubsuit</code>	\spadesuit	<code>\varspadesuit</code>
λ	<code>\lambda</code>	\blacklozenge	<code>\vardiamondsuit</code>		

TABLE 129: Miscellaneous mathabx Symbols

◦	<code>\degree</code>	≡	<code>\fourth</code>	∠	<code>\measuredangle</code>	//	<code>\second</code>
\	<code>\diagdown</code>	#	<code>\hash</code>	⋈	<code>\pitchfork</code>	∠	<code>\sphericalangle</code>
/	<code>\diagup</code>	∞	<code>\infty</code>	∝	<code>\propto</code>	≡	<code>\third</code>
∅	<code>\diameter</code>	λ	<code>\leftthreetimes</code>	∠	<code>\rightthreetimes</code>	#	<code>\varhash</code>

TABLE 130: Miscellaneous textcomp Text-mode Math Symbols

◦	<code>\textdegree*</code>	$\frac{1}{2}$	<code>\textonehalf†</code>	$\frac{3}{4}$	<code>\textthreequarters†</code>
÷	<code>\textdiv</code>	$\frac{1}{4}$	<code>\textonequarter†</code>	³	<code>\textthreesuperior</code>
/	<code>\textfractionsolidus</code>	¹	<code>\textonesuperior</code>	×	<code>\texttimes</code>
¬	<code>\textlnot</code>	±	<code>\textpm</code>	²	<code>\texttwosuperior</code>
−	<code>\textminus</code>	√	<code>\textsurd</code>		

* If you prefer a larger degree symbol you might consider defining one as “`\ensuremath{\text{\circ}}`” (“◦”).

† `nicefrac` (part of the `units` package) can be used to construct vulgar fractions like “ $\frac{1}{2}$ ”, “ $\frac{1}{4}$ ”, “ $\frac{3}{4}$ ”, and even “ $\frac{c}{o}$ ”.

TABLE 131: mathcomp Math Symbols

°C	<code>\tccentigrade</code>	Ω	<code>\tcohm</code>	‰	<code>\tcpertousand</code>
μ	<code>\tcmu</code>	‰	<code>\tcpertenthousand</code>		

TABLE 132: gensymb Symbols Defined to Work in Both Math and Text Mode

°C	<code>\celsius</code>	μ	<code>\micro</code>	‰	<code>\perthousand</code>
◦	<code>\degree</code>	Ω	<code>\ohm</code>		

TABLE 133: mathabx Mayan Digits

⊙	<code>\maya{0}</code>	:	<code>\maya{2}</code>	⋮	<code>\maya{4}</code>
·	<code>\maya{1}</code>	:	<code>\maya{3}</code>		<code>\maya{5}</code>

TABLE 134: marvosym Math Symbols

0	<code>\MVZero</code>	2	<code>\MVTwo</code>	4	<code>\MVFour</code>	6	<code>\MVSix</code>	8	<code>\MVEight</code>
1	<code>\MVOne</code>	3	<code>\MVThree</code>	5	<code>\MVFive</code>	7	<code>\MVSeven</code>	9	<code>\MVNine</code>
	∠	<code>\Anglesign</code>	·	<code>\Squaredot</code>	↗	<code>\Vectorarrowhigh</code>			
	≅	<code>\Corresponds</code>	↔	<code>\Vectorarrow</code>					

TABLE 135: Math Alphabets

		Required package
$ABCdef123$	<code>\mathrm{ABCdef123}</code>	<i>none</i>
$ABCdef123$	<code>\mathit{ABCdef123}</code>	<i>none</i>
$ABCdef123$	<code>\mathnormal{ABCdef123}</code>	<i>none</i>
ABC	<code>\mathcal{ABC}</code>	<i>none</i>
\mathcal{ABC}	<code>\mathscr{ABC}</code>	mathrsfs
	<i>or</i> <code>\mathcal{ABC}</code>	calrsfs
ABC	<code>\mathcal{ABC}</code>	euscript with the mathcal option
	<i>or</i> <code>\mathscr{ABC}</code>	euscript with the mathscr option
$\mathcal{ABCdef123}$	<code>\mathpzc{ABCdef123}</code>	<i>none</i> ; manually defined*
ABC	<code>\mathbb{ABC}</code>	amsmath, [§] amssymb, txfonts, or pxfonts
\mathbf{ABC}	<code>\varmathbb{ABC}</code>	txfonts or pxfonts
$ABCdef123$	<code>\mathbb{ABCdef123}</code>	bbold or mathbbol [†]
$ABCdef123$	<code>\mathbb{ABCdef123}</code>	mbboard [†]
$ABCdef12$	<code>\mathbbm{ABCdef12}</code>	bbm
$ABCdef12$	<code>\mathbbmss{ABCdef12}</code>	bbm
$ABCdef12$	<code>\mathbbmtt{ABCdef12}</code>	bbm
$ABC1$	<code>\mathds{ABC1}</code>	dsfont
$\mathbf{ABC1}$	<code>\mathds{ABC1}</code>	dsfont with the sans option
$\mathcal{ABCdef123}$	<code>\mathfrak{ABCdef123}</code>	eufrak
$\mathcal{ABCdef123}$	<code>\textfrak{ABCdef123}</code>	yfonts [‡]
$\mathcal{ABCdef123}$	<code>\textswab{ABCdef123}</code>	yfonts [‡]
$\mathcal{ABCdef123}$	<code>\textgoth{ABCdef123}</code>	yfonts [‡]

* Put “`\DeclareMathAlphabet{\mathpzc}{OT1}{pzc}{m}{it}`” in your document’s preamble to make `\mathpzc` typeset its argument in Zapf Chancery.

[†] The `mathbbol` package defines some additional blackboard bold characters: parentheses, square brackets, angle brackets, and—if the `bbgreekl` option is passed to `matbbol`—Greek letters. For instance, “`\mathbb{\langle\alpha\beta\gamma\rangle}`” is produced by “`\mathbb{\langle\alpha\beta\gamma\rangle}`”.

`mbboard` extends the blackboard bold symbol set significantly further. It supports not only the Greek alphabet—including “Greek-like” symbols such as `\bbnabla` (“ ∇ ”)—but also *all* punctuation marks, various currency symbols such as `\bbdollar` (“ $\$$ ”) and `\bbeuro` (“ € ”), and the Hebrew alphabet (e.g., “`\bbfinalnun\byod\bbqof\bbpe`” → “ פךודנף ”).

[‡] As their `\text...` names imply, the fonts provided by the `yfonts` package are actually text fonts. They are included in Table 135 because they are frequently used in a mathematical context.

[§] An older (i.e., prior to 1991) version of the \mathcal{AMS} ’s fonts rendered \mathbb{C} , \mathbb{N} , \mathbb{R} , \mathbb{S} , and \mathbb{Z} as \mathbb{C} , \mathbb{N} , \mathbb{R} , \mathbb{S} , and \mathbb{Z} . As some people prefer the older glyphs—much to the \mathcal{AMS} ’s surprise—and because those glyphs fail to build under modern versions of METAFONT, Berthold Horn uploaded PostScript fonts for the older blackboard-bold glyphs to CTAN, to the `fonts/msym10` directory. As of this writing, however, there are no $\text{\LaTeX} 2_{\epsilon}$ packages for utilizing the now-obsolete glyphs.

4 Science and technology symbols

This section lists symbols that are employed in various branches of science and engineering (and, because we were extremely liberal in our classification, astrology, too).

TABLE 136: wasysym Electrical and Physical Symbols



\sim `\AC` \approx `\VHF` $\sim\sim\sim$ `\photon` \approx `\HF` ∞ `\gluon`

TABLE 137: ifsym Pulse Diagram Symbols

\lrcorner `\FallingEdge` \llcorner `\LongPulseLow` \lrcorner `\PulseLow` \llcorner `\ShortPulseHigh`
 \llcorner `\LongPulseHigh` \lrcorner `\PulseHigh` \lrcorner `\RaisingEdge` \lrcorner `\ShortPulseLow`

In addition, within `\textifsym{...}`, the following codes are valid:

$_$ l $_$ m $_$ h $_$ d \langle < \rangle >
 $_$ L $_$ M $_$ H $_$ D \langle << \rangle >>

This enables one to write “`\textifsym{mm<DDD>mm}`” to get “” or “`\textifsym{L|H|L|H|L}`” to get “”. See also the `timing` package, which provides a wide variety of pulse-diagram symbols within an environment designed specifically for typesetting pulse diagrams.

Finally, `\textifsym` supports the display of segmented digits, as would appear on an LCD: “`\textifsym{-123.456}`” produces “- 123,456”. “`\textifsym{b}`” outputs a blank with the same width as an “8”.

TABLE 138: ar Aspect Ratio Symbol

\mathcal{R} `\AR`

TABLE 139: textcomp Text-mode Science and Engineering Symbols

$^{\circ}\text{C}$ `\textcelsius` $\text{\textcircled{U}}$ `\textmho` μ `\textmu` Ω `\textohm`

TABLE 140: wasysym Astronomical Symbols

Ω `\ascnode` ♃ `\jupiter` ● `\newmoon` ♀ `\venus`
 \odot `\astrosun` ☾ `\leftmoon` ♇ `\pluto` ♈ `\vernal`
 $\text{\textcircled{U}}$ `\descnode` ♂ `\mars` ☽ `\rightmoon`
 $\text{\textcircled{E}}$ `\earth` ☿ `\mercury` ♄ `\saturn`
 \bigcirc `\fullmoon` ♆ `\neptune` ♅ `\uranus`

TABLE 141: marvosym Astronomical Symbols

☿	<code>\Mercury</code>	♂	<code>\Mars</code>	♅	<code>\Uranus</code>	☼	<code>\Sun</code>
♀	<code>\Venus</code>	♃	<code>\Jupiter</code>	♆	<code>\Neptune</code>	☾	<code>\Moon</code>
♁	<code>\Earth</code>	♄	<code>\Saturn</code>	♇	<code>\Pluto</code>		

TABLE 142: mathabx Astronomical Symbols

☿	<code>\Mercury</code>	♁	<code>\Earth</code>	♃	<code>\Jupiter</code>	♅	<code>\Uranus</code>	♇	<code>\Pluto</code>
♀	<code>\Venus</code>	♂	<code>\Mars</code>	♄	<code>\Saturn</code>	♆	<code>\Neptune</code>		
☉	<code>\fullmoon</code>	☾	<code>\leftmoon</code>	☾	<code>\newmoon</code>	☾	<code>\rightmoon</code>		
☼	<code>\Sun</code>	♁	<code>\varEarth</code>						

`mathabx` also defines `\girl` as an alias for `\Venus`, `\boy` as an alias for `\Mars`, and `\Moon` as an alias for `\leftmoon`.

TABLE 143: wasysym Astrological Symbols

♈	<code>\aries</code>	♋	<code>\cancer</code>	♎	<code>\libra</code>	♏	<code>\capricornus</code>
♉	<code>\taurus</code>	♌	<code>\leo</code>	♏	<code>\scorpio</code>	♐	<code>\aquarius</code>
♊	<code>\gemini</code>	♍	<code>\virgo</code>	♐	<code>\sagittarius</code>	♑	<code>\pisces</code>
		♋	<code>\conjunction</code>	♋	<code>\opposition</code>		

TABLE 144: marvosym Astrological Symbols

♈	<code>\Aries</code>	♋	<code>\Cancer</code>	♎	<code>\Libra</code>	♏	<code>\Capricorn</code>
♉	<code>\Taurus</code>	♌	<code>\Leo</code>	♏	<code>\Scorpio</code>	♐	<code>\Aquarius</code>
♊	<code>\Gemini</code>	♍	<code>\Virgo</code>	♐	<code>\Sagittarius</code>	♑	<code>\Pisces</code>

Note that `\Aries... \Pisces` can also be specified with `\Zodiac{1}... \Zodiac{12}`.

TABLE 145: mathabx Astrological Symbols

♈	<code>\Aries</code>	♉	<code>\Taurus</code>	♊	<code>\Gemini</code>
---	---------------------	---	----------------------	---	----------------------

TABLE 146: wasysym APL Symbols

☐	<code>\APLbox</code>	☐	<code>\APLin</code>	*	<code>\APLstar</code>
Ⓜ	<code>\APLcomment</code>	☐	<code>\APLleftarrowbox</code>	△	<code>\APLup</code>
▽	<code>\APLdown</code>	⊗	<code>\APLlog</code>	☐	<code>\APLuparrowbox</code>
☐	<code>\APLdownarrowbox</code>	−	<code>\APLminus</code>	↖	<code>\notbackslash</code>
☐	<code>\APLinput</code>	☐	<code>\APLrightarrowbox</code>	↗	<code>\notslash</code>

TABLE 147: wasysym APL Modifiers

○	<code>\APLcirc{}</code>	~	<code>\APLnot{}</code>		<code>\APLvert{}</code>
---	-------------------------	---	------------------------	--	-------------------------

TABLE 148: marvosym Computer Hardware Symbols








































	<code>\ComputerMouse</code>		<code>\ParallelPort</code>		<code>\SerialInterface</code>
	<code>\Keyboard</code>		<code>\Printer</code>		<code>\SerialPort</code>

TABLE 149: ascii Control Characters (IBM)

	<code>\SOH</code>		<code>\BEL</code>		<code>\CR</code>		<code>\DCc</code>		<code>\EM</code>		<code>\US</code>
	<code>\STX</code>		<code>\BS</code>		<code>\SO</code>		<code>\DCd</code>		<code>\SUB</code>		<code>\splitvert</code>
	<code>\ETX</code>		<code>\HT</code>		<code>\SI</code>		<code>\NAK</code>		<code>\ESC</code>		<code>\DEL</code>
	<code>\EOT</code>		<code>\LF</code>		<code>\DLE</code>		<code>\SYN</code>		<code>\FS</code>		
	<code>\ENQ</code>		<code>\VT</code>		<code>\DCa</code>		<code>\ETB</code>		<code>\GS</code>		
	<code>\ACK</code>		<code>\FF</code>		<code>\DCb</code>		<code>\CAN</code>		<code>\RS</code>		

SOH, STX, ETX, . . . , US are the names of ASCII characters 1–31. DEL is the name of ASCII character 127. `\splitvert` doesn't correspond to a control character but is merely the “|” character shown IBM style.

These characters must be entered with the `ascii` font in effect, for example, “`{\ascii\STX}`”. See the `ascii` package documentation for more information.

TABLE 150: marvosym Communication Symbols


































	<code>\Email</code>		<code>\fax</code>		<code>\Faxmachine</code>		<code>\Lightning</code>		<code>\Pickup</code>
	<code>\Emailct</code>		<code>\FAX</code>		<code>\Letter</code>		<code>\Mobilefone</code>		<code>\Telefon</code>

TABLE 151: marvosym Engineering Symbols

	<code>\Beam</code>		<code>\Force</code>		<code>\Octosteel</code>		<code>\RoundedTTsteel</code>
	<code>\Bearing</code>		<code>\Hexasteel</code>		<code>\Rectpipe</code>		<code>\Squarepipe</code>
	<code>\Circpipe</code>		<code>\Lefttorque</code>		<code>\Rectsteel</code>		<code>\Squaresteel</code>
	<code>\Circsteel</code>		<code>\Lineload</code>		<code>\Righttorque</code>		<code>\Tsteel</code>
	<code>\Fixedbearing</code>		<code>\Loosebearing</code>		<code>\RoundedLsteel*</code>		<code>\TTsteel</code>
	<code>\Flatsteel</code>		<code>\Lsteel</code>		<code>\RoundedTsteel*</code>		

* `\RoundedLsteel` and `\RoundedTsteel` seem to be swapped, at least in the 2000/05/01 version of `marvosym`.

TABLE 152: wasysym Biological Symbols

	<code>\female</code>		<code>\male</code>
---	----------------------	---	--------------------

TABLE 153: marvosym Biological Symbols











	<code>\Female</code>		<code>\FemaleMale</code>		<code>\MALE</code>		<code>\Neutral</code>
	<code>\FEMALE</code>		<code>\Hermaphrodite</code>		<code>\Male</code>		
	<code>\FemaleFemale</code>		<code>\HERMAPHRODITE</code>		<code>\MaleMale</code>		

TABLE 154: marvosym Safety-related Symbols

	<code>\Biohazard</code>		<code>\CEsign</code>		<code>\Explosionsafe</code>		<code>\Radioactivity</code>
	<code>\BSEfree</code>		<code>\Estatically</code>		<code>\Laserbeam</code>		<code>\Stopsign</code>

5 Dingbats

Dingbats are symbols such as stars, arrows, and geometric shapes. They are commonly used as bullets in itemized lists or, more generally, as a means to draw attention to the text that follows.

The `pifont` dingbat package warrants special mention. Among other capabilities, `pifont` provides a \LaTeX interface to the Zapf Dingbats font (one of the standard 35 PostScript fonts). However, rather than name each of the dingbats individually, `pifont` merely provides a single `\ding` command, which outputs the character that lies at a given position in the font. The consequence is that the `pifont` symbols can't be listed by name in this document's index, so be mindful of that fact when searching for a particular symbol.

TABLE 155: `bbding` Arrows






	<code>\ArrowBoldDownRight</code>		<code>\ArrowBoldRightShort</code>		<code>\ArrowBoldUpRight</code>
	<code>\ArrowBoldRightCircled</code>		<code>\ArrowBoldRightStrobe</code>		

TABLE 156: `pifont` Arrows











































	<code>\ding{212}</code>		<code>\ding{221}</code>		<code>\ding{230}</code>		<code>\ding{239}</code>		<code>\ding{249}</code>
	<code>\ding{213}</code>		<code>\ding{222}</code>		<code>\ding{231}</code>		<code>\ding{241}</code>		<code>\ding{250}</code>
	<code>\ding{214}</code>		<code>\ding{223}</code>		<code>\ding{232}</code>		<code>\ding{242}</code>		<code>\ding{251}</code>
	<code>\ding{215}</code>		<code>\ding{224}</code>		<code>\ding{233}</code>		<code>\ding{243}</code>		<code>\ding{252}</code>
	<code>\ding{216}</code>		<code>\ding{225}</code>		<code>\ding{234}</code>		<code>\ding{244}</code>		<code>\ding{253}</code>
	<code>\ding{217}</code>		<code>\ding{226}</code>		<code>\ding{235}</code>		<code>\ding{245}</code>		<code>\ding{254}</code>
	<code>\ding{218}</code>		<code>\ding{227}</code>		<code>\ding{236}</code>		<code>\ding{246}</code>		
	<code>\ding{219}</code>		<code>\ding{228}</code>		<code>\ding{237}</code>		<code>\ding{247}</code>		
	<code>\ding{220}</code>		<code>\ding{229}</code>		<code>\ding{238}</code>		<code>\ding{248}</code>		

TABLE 157: `marvosym` Scissors







	<code>\Cutleft</code>		<code>\Cutright</code>		<code>\Leftscissors</code>
	<code>\Cutline</code>		<code>\Kutline</code>		<code>\Rightscissors</code>

TABLE 158: `bbding` Scissors









	<code>\ScissorHollowLeft</code>		<code>\ScissorLeftBrokenTop</code>
	<code>\ScissorHollowRight</code>		<code>\ScissorRight</code>
	<code>\ScissorLeft</code>		<code>\ScissorRightBrokenBottom</code>
	<code>\ScissorLeftBrokenBottom</code>		<code>\ScissorRightBrokenTop</code>

TABLE 159: `pifont` Scissors

	<code>\ding{33}</code>		<code>\ding{34}</code>		<code>\ding{35}</code>		<code>\ding{36}</code>
---	------------------------	---	------------------------	---	------------------------	---	------------------------

TABLE 160: dingbat Pencils



	<code>\largepencil</code>		<code>\smallpencil</code>
---	---------------------------	---	---------------------------

TABLE 161: bbding Pencils and Nibs











	<code>\NibLeft</code>		<code>\PencilLeft</code>		<code>\PencilRightDown</code>
	<code>\NibRight</code>		<code>\PencilLeftDown</code>		<code>\PencilRightUp</code>
	<code>\NibSolidLeft</code>		<code>\PencilLeftUp</code>		
	<code>\NibSolidRight</code>		<code>\PencilRight</code>		

TABLE 162: pifont Pencils and Nibs






	<code>\ding{46}</code>		<code>\ding{47}</code>		<code>\ding{48}</code>		<code>\ding{49}</code>		<code>\ding{50}</code>
---	------------------------	---	------------------------	---	------------------------	---	------------------------	---	------------------------

TABLE 163: dingbat Hands








	<code>\leftpointright</code>		<code>\rightpointleft</code>		<code>\rightpointright</code>
	<code>\leftthumbsdown</code>		<code>\rightthumbsdown</code>		
	<code>\leftthumbsup</code>		<code>\rightthumbsup</code>		

TABLE 164: bbding Hands










	<code>\HandCuffLeft</code>		<code>\HandCuffRightUp</code>		<code>\HandPencilLeft</code>
	<code>\HandCuffLeftUp</code>		<code>\HandLeft</code>		<code>\HandRight</code>
	<code>\HandCuffRight</code>		<code>\HandLeftUp</code>		<code>\HandRightUp</code>

TABLE 165: pifont Hands





	<code>\ding{42}</code>		<code>\ding{43}</code>		<code>\ding{44}</code>		<code>\ding{45}</code>
---	------------------------	---	------------------------	---	------------------------	---	------------------------

TABLE 166: bbding Crosses and Plusses











	<code>\Cross</code>		<code>\CrossOpenShadow</code>		<code>\PlusOutline</code>
	<code>\CrossBoldOutline</code>		<code>\CrossOutline</code>		<code>\PlusThinCenterOpen</code>
	<code>\CrossClowerTips</code>		<code>\Plus</code>		
	<code>\CrossMaltese</code>		<code>\PlusCenterOpen</code>		

TABLE 167: pifont Crosses and Plusses









	<code>\ding{57}</code>		<code>\ding{59}</code>		<code>\ding{61}</code>		<code>\ding{63}</code>
	<code>\ding{58}</code>		<code>\ding{60}</code>		<code>\ding{62}</code>		<code>\ding{64}</code>

TABLE 168: bbding Xs and Check Marks






	<code>\Checkmark</code>		<code>\XSolid</code>		<code>\XSolidBrush</code>
	<code>\CheckmarkBold</code>		<code>\XSolidBold</code>		

TABLE 169: pifont Xs and Check Marks

✓	<code>\ding{51}</code>	✕	<code>\ding{53}</code>	✕	<code>\ding{55}</code>
✓	<code>\ding{52}</code>	✕	<code>\ding{54}</code>	✕	<code>\ding{56}</code>

TABLE 170: wasysym Xs and Check Marks

☑	<code>\CheckedBox</code>	□	<code>\Square</code>	☒	<code>\XBox</code>
---	--------------------------	---	----------------------	---	--------------------

TABLE 171: pifont Circled Numbers

①	<code>\ding{172}</code>	❶	<code>\ding{182}</code>	①	<code>\ding{192}</code>	❶	<code>\ding{202}</code>
②	<code>\ding{173}</code>	❷	<code>\ding{183}</code>	②	<code>\ding{193}</code>	❷	<code>\ding{203}</code>
③	<code>\ding{174}</code>	❸	<code>\ding{184}</code>	③	<code>\ding{194}</code>	❸	<code>\ding{204}</code>
④	<code>\ding{175}</code>	❹	<code>\ding{185}</code>	④	<code>\ding{195}</code>	❹	<code>\ding{205}</code>
⑤	<code>\ding{176}</code>	❺	<code>\ding{186}</code>	⑤	<code>\ding{196}</code>	❺	<code>\ding{206}</code>
⑥	<code>\ding{177}</code>	❻	<code>\ding{187}</code>	⑥	<code>\ding{197}</code>	❻	<code>\ding{207}</code>
⑦	<code>\ding{178}</code>	❼	<code>\ding{188}</code>	⑦	<code>\ding{198}</code>	❼	<code>\ding{208}</code>
⑧	<code>\ding{179}</code>	❽	<code>\ding{189}</code>	⑧	<code>\ding{199}</code>	❽	<code>\ding{209}</code>
⑨	<code>\ding{180}</code>	❾	<code>\ding{190}</code>	⑨	<code>\ding{200}</code>	❾	<code>\ding{210}</code>
⑩	<code>\ding{181}</code>	❿	<code>\ding{191}</code>	⑩	<code>\ding{201}</code>	❿	<code>\ding{211}</code>

pifont (part of the `psnffs` package) provides a `dingautolist` environment which resembles `enumerate` but uses circled numbers as bullets.² See the `psnffs` documentation for more information.

TABLE 172: wasysym Stars

☆	<code>\davidstar</code>	✱	<code>\hexstar</code>	✱	<code>\varhexstar</code>
---	-------------------------	---	-----------------------	---	--------------------------

TABLE 173: bbding Stars, Flowers, and Similar Shapes

✱	<code>\Asterisk</code>	🌸	<code>\FiveFlowerPetal</code>	✱	<code>\JackStar</code>
✱	<code>\AsteriskBold</code>	★	<code>\FiveStar</code>	✱	<code>\JackStarBold</code>
✱	<code>\AsteriskCenterOpen</code>	☆	<code>\FiveStarCenterOpen</code>	✱	<code>\SixFlowerAlternate</code>
🌸	<code>\AsteriskRoundedEnds</code>	★	<code>\FiveStarConvex</code>	✱	<code>\SixFlowerAltPetal</code>
✱	<code>\AsteriskThin</code>	☆	<code>\FiveStarLines</code>	✱	<code>\SixFlowerOpenCenter</code>
✱	<code>\AsteriskThinCenterOpen</code>	☆	<code>\FiveStarOpen</code>	🌸	<code>\SixFlowerPetalDotted</code>
☆	<code>\DavidStar</code>	🌸	<code>\FiveStarOpenCircled</code>	✱	<code>\SixFlowerPetalRemoved</code>
★	<code>\DavidStarSolid</code>	★	<code>\FiveStarOpenDotted</code>	🌸	<code>\SixFlowerRemovedOpenPetal</code>
✱	<code>\EightAsterisk</code>	★	<code>\FiveStarOutline</code>	✱	<code>\SixStar</code>
🌸	<code>\EightFlowerPetal</code>	★	<code>\FiveStarOutlineHeavy</code>	✱	<code>\SixteenStarLight</code>
✱	<code>\EightFlowerPetalRemoved</code>	☆	<code>\FiveStarShadow</code>	✱	<code>\Snowflake</code>
✱	<code>\EightStar</code>	✱	<code>\FourAsterisk</code>	✱	<code>\SnowflakeChevron</code>
✱	<code>\EightStarBold</code>	🌸	<code>\FourClowerOpen</code>	✱	<code>\SnowflakeChevronBold</code>
✱	<code>\EightStarConvex</code>	🌸	<code>\FourClowerSolid</code>	✱	<code>\Sparkle</code>
✱	<code>\EightStarTaper</code>	◆	<code>\FourStar</code>	✱	<code>\SparkleBold</code>
🌸	<code>\FiveFlowerOpen</code>	✱	<code>\FourStarOpen</code>	✱	<code>\TwelveStar</code>

²In fact, `dingautolist` can use any set of consecutive Zapf Dingbats symbols.

TABLE 174: pifont Stars, Flowers, and Similar Shapes

☆	<code>\ding{65}</code>	⊛	<code>\ding{74}</code>	*	<code>\ding{83}</code>	*	<code>\ding{92}</code>	*	<code>\ding{101}</code>
✦	<code>\ding{66}</code>	☆	<code>\ding{75}</code>	*	<code>\ding{84}</code>	*	<code>\ding{93}</code>	*	<code>\ding{102}</code>
✧	<code>\ding{67}</code>	★	<code>\ding{76}</code>	*	<code>\ding{85}</code>	*	<code>\ding{94}</code>	*	<code>\ding{103}</code>
♣	<code>\ding{68}</code>	★	<code>\ding{77}</code>	*	<code>\ding{86}</code>	♣	<code>\ding{95}</code>	*	<code>\ding{104}</code>
♠	<code>\ding{69}</code>	☆	<code>\ding{78}</code>	*	<code>\ding{87}</code>	♠	<code>\ding{96}</code>	*	<code>\ding{105}</code>
♠	<code>\ding{70}</code>	☆	<code>\ding{79}</code>	*	<code>\ding{88}</code>	♠	<code>\ding{97}</code>	*	<code>\ding{106}</code>
♠	<code>\ding{71}</code>	☆	<code>\ding{80}</code>	*	<code>\ding{89}</code>	♠	<code>\ding{98}</code>	*	<code>\ding{107}</code>
★	<code>\ding{72}</code>	*	<code>\ding{81}</code>	*	<code>\ding{90}</code>	*	<code>\ding{99}</code>		
☆	<code>\ding{73}</code>	*	<code>\ding{82}</code>	*	<code>\ding{91}</code>	*	<code>\ding{100}</code>		

TABLE 175: wasysym Geometric Shapes

◊	<code>\hexagon</code>	◯	<code>\octagon</code>	◊	<code>\pentagon</code>	◯	<code>\varhexagon</code>
---	-----------------------	---	-----------------------	---	------------------------	---	--------------------------

TABLE 176: ifsym Geometric Shapes

◯	<code>\BigCircle</code>	▶	<code>\FilledBigTriangleRight</code>	◯	<code>\SmallCircle</code>
✕	<code>\BigCross</code>	▲	<code>\FilledBigTriangleUp</code>	✕	<code>\SmallCross</code>
◊	<code>\BigDiamondshape</code>	●	<code>\FilledCircle</code>	◊	<code>\SmallDiamondshape</code>
—	<code>\BigHBar</code>	◆	<code>\FilledDiamondShadowA</code>	—	<code>\SmallHBar</code>
◆	<code>\BigLowerDiamond</code>	◆	<code>\FilledDiamondShadowC</code>	◆	<code>\SmallLowerDiamond</code>
◆	<code>\BigRightDiamond</code>	◆	<code>\FilledDiamondshape</code>	◆	<code>\SmallRightDiamond</code>
◻	<code>\BigSquare</code>	●	<code>\FilledSmallCircle</code>	◻	<code>\SmallSquare</code>
▽	<code>\BigTriangleDown</code>	◆	<code>\FilledSmallDiamondshape</code>	▽	<code>\SmallTriangleDown</code>
◁	<code>\BigTriangleLeft</code>	■	<code>\FilledSmallSquare</code>	◁	<code>\SmallTriangleLeft</code>
▷	<code>\BigTriangleRight</code>	▼	<code>\FilledSmallTriangleDown</code>	▷	<code>\SmallTriangleRight</code>
△	<code>\BigTriangleUp</code>	◀	<code>\FilledSmallTriangleLeft</code>	△	<code>\SmallTriangleUp</code>
	<code>\BigVBar</code>	▶	<code>\FilledSmallTriangleRight</code>		<code>\SmallVBar</code>
◯	<code>\Circle</code>	▲	<code>\FilledSmallTriangleUp</code>	↓	<code>\SpinDown</code>
✕	<code>\Cross</code>	■	<code>\FilledSquare</code>	↑	<code>\SpinUp</code>
◊	<code>\DiamondShadowA</code>	■	<code>\FilledSquareShadowA</code>	◻	<code>\Square</code>
◊	<code>\DiamondShadowB</code>	■	<code>\FilledSquareShadowC</code>	◻	<code>\SquareShadowA</code>
◊	<code>\DiamondShadowC</code>	▼	<code>\FilledTriangleDown</code>	◻	<code>\SquareShadowB</code>
◊	<code>\Diamondshape</code>	◀	<code>\FilledTriangleLeft</code>	◻	<code>\SquareShadowC</code>
●	<code>\FilledBigCircle</code>	▶	<code>\FilledTriangleRight</code>	▽	<code>\TriangleDown</code>
◆	<code>\FilledBigDiamondshape</code>	▲	<code>\FilledTriangleUp</code>	◁	<code>\TriangleLeft</code>
■	<code>\FilledBigSquare</code>	—	<code>\HBar</code>	▷	<code>\TriangleRight</code>
▼	<code>\FilledBigTriangleDown</code>	◆	<code>\LowerDiamond</code>	△	<code>\TriangleUp</code>
◀	<code>\FilledBigTriangleLeft</code>	◆	<code>\RightDiamond</code>		<code>\VBar</code>

The ifsym documentation points out that one can use `\rlap` to combine some of the above into useful, new symbols. For example, `\BigCircle` and `\FilledSmallCircle` combine to give “◉”. Likewise, `\Square` and `\Cross` combine to give “⊠”. See Section 7.2 for more information about constructing new symbols out of existing symbols.

TABLE 177: bbding Geometric Shapes

	<code>\CircleShadow</code>		<code>\Rectangle</code>		<code>\SquareShadowTopLeft</code>
	<code>\CircleSolid</code>		<code>\RectangleBold</code>		<code>\SquareShadowTopRight</code>
	<code>\DiamondSolid</code>		<code>\RectangleThin</code>		<code>\SquareSolid</code>
	<code>\Ellipse</code>		<code>\Square</code>		<code>\TriangleDown</code>
	<code>\EllipseShadow</code>		<code>\SquareCastShadowBottomRight</code>		<code>\TriangleUp</code>
	<code>\EllipseSolid</code>		<code>\SquareCastShadowTopLeft</code>		
	<code>\HalfCircleLeft</code>		<code>\SquareCastShadowTopRight</code>		
	<code>\HalfCircleRight</code>		<code>\SquareShadowBottomRight</code>		

TABLE 178: pifont Geometric Shapes

	<code>\ding{108}</code>		<code>\ding{111}</code>		<code>\ding{114}</code>		<code>\ding{117}</code>		<code>\ding{121}</code>
	<code>\ding{109}</code>		<code>\ding{112}</code>		<code>\ding{115}</code>		<code>\ding{119}</code>		<code>\ding{122}</code>
	<code>\ding{110}</code>		<code>\ding{113}</code>		<code>\ding{116}</code>		<code>\ding{120}</code>		

TABLE 179: universa Geometric Shapes

	<code>\baucircle</code>		<code>\bausquare</code>		<code>\bautriangle</code>
--	-------------------------	--	-------------------------	--	---------------------------

TABLE 180: manfnt Dangerous Bend Symbols

	<code>\dbend</code>		<code>\lhbend</code>		<code>\reversedvideobend</code>
--	---------------------	--	----------------------	--	---------------------------------

Note that these symbols descend far beneath the baseline. `manfnt` also defines non-descending versions, which it calls, correspondingly, `\textdbend`, `\textlhbend`, and `\textreversedvideobend`.

TABLE 181: skull Symbols

	<code>\skull</code>
--	---------------------

TABLE 182: Non-Mathematical `mathabx` Symbols

	<code>\rip</code>
--	-------------------

TABLE 183: `marvosym` Information Symbols

	<code>\Bicycle</code>		<code>\Football</code>		<code>\Pointinghand</code>
	<code>\Checkedbox</code>		<code>\Gentsroom</code>		<code>\Wheelchair</code>
	<code>\Clocklogo</code>		<code>\Industry</code>		<code>\Writinghand</code>
	<code>\Coffeecup</code>		<code>\Info</code>		
	<code>\Crossedbox</code>		<code>\Ladiesroom</code>		

TABLE 184: Miscellaneous dingbat Dingbats
























	<code>\anchor</code>		<code>\eye</code>		<code>\Sborder</code>
	<code>\carriagereturn</code>		<code>\filledsquarewithdots</code>		<code>\squarewithdots</code>
	<code>\checkmark</code>		<code>\satellitedish</code>		<code>\Zborder</code>

TABLE 185: Miscellaneous bbding Dingbats

	<code>\Envelope</code>		<code>\Peace</code>		<code>\PhoneHandset</code>		<code>\SunshineOpenCircled</code>
	<code>\OrnamentDiamondSolid</code>		<code>\Phone</code>		<code>\Plane</code>		<code>\Tape</code>

TABLE 186: Miscellaneous pifont Dingbats

	<code>\ding{37}</code>		<code>\ding{40}</code>		<code>\ding{164}</code>		<code>\ding{167}</code>		<code>\ding{171}</code>
	<code>\ding{38}</code>		<code>\ding{41}</code>		<code>\ding{165}</code>		<code>\ding{168}</code>		<code>\ding{169}</code>
	<code>\ding{39}</code>		<code>\ding{118}</code>		<code>\ding{166}</code>		<code>\ding{170}</code>		

6 Other symbols

The following are all the symbols that didn't fit neatly or unambiguously into any of the previous sections. (Do weather symbols belong under "Science and technology"? Should dice be considered "mathematics"?) While some of the tables contain clearly related groups of symbols (e.g., musical notes), others represent motley assortments of whatever the font designer felt like drawing.

TABLE 187: textcomp Genealogical Symbols

★	<code>\textborn</code>	∅	<code>\textdivorced</code>	⊙	<code>\textmarried</code>
†	<code>\textdied</code>	☞	<code>\textleaf</code>		

TABLE 188: wasysym General Symbols

☞	<code>\ataribox</code>	⌚	<code>\clock</code>	◀	<code>\LEFTarrow</code>	☺	<code>\smiley</code>
🔔	<code>\bell</code>	∅	<code>\diameter</code>	⚡	<code>\lightning</code>	☼	<code>\sun</code>
☹	<code>\blacksmiley</code>	▼	<code>\DOWNarrow</code>	☎	<code>\phone</code>	▲	<code>\UParrow</code>
👔	<code>\Bowtie</code>	☹	<code>\frownie</code>	☞	<code>\pointer</code>	◻	<code>\wasylozenge</code>
⌚	<code>\brokenvert</code>	∅	<code>\invdiameter</code>	📻	<code>\recorder</code>		
✓	<code>\checked</code>	✱	<code>\kreuz</code>	▶	<code>\RIGHTarrow</code>		

TABLE 189: wasysym Musical Notes

♪	<code>\eighthnote</code>	♪	<code>\halfnote</code>	♪	<code>\twonotes</code>	♩	<code>\fullnote</code>	♪	<code>\quarternote</code>
---	--------------------------	---	------------------------	---	------------------------	---	------------------------	---	---------------------------

See also `\flat`, `\sharp`, and `\natural` (Table 125 on page 38).

TABLE 190: wasysym Circles

●	<code>\CIRCLE</code>	◐	<code>\LEFTcircle</code>	◑	<code>\RIGHTcircle</code>	↻	<code>\rightturn</code>
○	<code>\Circle</code>	◒	<code>\Leftcircle</code>	◓	<code>\Rightcircle</code>		
◐	<code>\LEFTCIRCLE</code>	◑	<code>\RIGHTCIRCLE</code>	↻	<code>\leftturn</code>		

TABLE 191: Miscellaneous manfnt Symbols

◐	<code>\manboldkidney</code>	◐	<code>\manpenkidney</code>
◎	<code>\manconcentriccircles</code>	☞	<code>\manquadrifolium</code>
◈	<code>\manconcentricdiamond</code>	↷	<code>\manquartercircle</code>
◊	<code>\mancone</code>	☞	<code>\manrotatedquadrifolium</code>
◧	<code>\mancube</code>	↷	<code>\manrotatedquartercircle</code>
↷	<code>\manerrarrow</code>	☆	<code>\manstar</code>
◐	<code>\manfilledquartercircle</code>	↷	<code>\mantilt pennib</code>
—	<code>\manhpennib</code>	▼	<code>\mantriangledown</code>
◧	<code>\manimpossiblecube</code>	▶	<code>\mantriangleright</code>
◐	<code>\mankidney</code>	▲	<code>\mantriangleup</code>
◐	<code>\manlhpenkidney</code>	⌚	<code>\manvpennib</code>

TABLE 192: marvosym Navigation Symbols

	<code>\Forward</code>		<code>\MoveDown</code>		<code>\RewindToIndex</code>		<code>\ToTop</code>
	<code>\ForwardToEnd</code>		<code>\MoveUp</code>		<code>\RewindToStart</code>		
	<code>\ForwardToIndex</code>		<code>\Rewind</code>		<code>\ToBottom</code>		

TABLE 193: marvosym Laundry Symbols

	<code>\AtForty</code>		<code>\Handwash</code>		<code>\ShortNinetyFive</code>
	<code>\AtNinetyFive</code>		<code>\IroningI</code>		<code>\ShortSixty</code>
	<code>\AtSixty</code>		<code>\IroningII</code>		<code>\ShortThirty</code>
	<code>\Bleech</code>		<code>\IroningIII</code>		<code>\SpecialForty</code>
	<code>\CleaningA</code>		<code>\NoBleech</code>		<code>\Tumbler</code>
	<code>\CleaningF</code>		<code>\NoChemicalCleaning</code>		<code>\WashCotton</code>
	<code>\CleaningFF</code>		<code>\NoIroning</code>		<code>\WashSynthetics</code>
	<code>\CleaningP</code>		<code>\NoTumbler</code>		<code>\WashWool</code>
	<code>\CleaningPP</code>		<code>\ShortFifty</code>		
	<code>\Dontwash</code>		<code>\ShortForty</code>		

TABLE 194: Other marvosym Symbols






















	<code>\Ankh</code>		<code>\Cross</code>		<code>\Heart</code>		<code>\Smiley</code>
	<code>\Bat</code>		<code>\FHBologo</code>		<code>\MartinVogel</code>		<code>\Womanface</code>
	<code>\Bouquet</code>		<code>\FHBOLOGO</code>		<code>\Mundus</code>		<code>\Yinyang</code>
	<code>\Celtcross</code>		<code>\Frowny</code>		<code>\MVat</code>		
	<code>\CircledA</code>		<code>\FullFHBO</code>		<code>\Rightarrow*</code>		


* Standard L^AT_EX 2_ε defines `\Rightarrow` to display “⇒”, while marvosym redefines it to display “→” (or “:.” in math mode). This conflict can be problematic for math symbols defined in terms of `\Rightarrow`, such as `\Longlefttrightarrow`, which ends up looking like “←:.”.

TABLE 195: Miscellaneous universa Symbols

	<code>\bauforms</code>		<code>\bauhead</code>
--	------------------------	--	-----------------------

TABLE 196: ifsym Weather Symbols

	<code>\Cloud</code>		<code>\Hail</code>		<code>\Sleet</code>		<code>\WeakRain</code>
	<code>\FilledCloud</code>		<code>\HalfSun</code>		<code>\Snow</code>		<code>\WeakRainCloud</code>
	<code>\FilledRainCloud</code>		<code>\Lightning</code>		<code>\SnowCloud</code>		<code>\FilledSnowCloud</code>
	<code>\FilledSunCloud</code>		<code>\NoSun</code>		<code>\Sun</code>		
	<code>\FilledWeakRainCloud</code>		<code>\Rain</code>		<code>\SunCloud</code>		
	<code>\Fog</code>		<code>\RainCloud</code>		<code>\ThinFog</code>		

In addition, `\Thermo{0}...``\Thermo{6}` produce thermometers that are between 0/6 and 6/6 full of mercury: 




Similarly, `\wind{<sun>}{<angle>}{<strength>}` will draw wind symbols with a given amount of sun (0–4), a given angle (in degrees), and a given strength in km/h (0–100). For example, `\wind{0}{0}{0}` produces “”, `\wind{2}{0}{0}` produces “”, and `\wind{4}{0}{100}` produces “”.

TABLE 197: ifsym Alpine Symbols

























	<code>\SummitSign</code>		<code>\Summit</code>		<code>\SurveySign</code>		<code>\HalfFilledHut</code>
	<code>\StoneMan</code>		<code>\Mountain</code>		<code>\Joch</code>		<code>\VarSummit</code>
	<code>\Hut</code>		<code>\IceMountain</code>		<code>\Flag</code>		
	<code>\FilledHut</code>		<code>\VarMountain</code>		<code>\VarFlag</code>		
	<code>\Village</code>		<code>\VarIceMountain</code>		<code>\Tent</code>		

TABLE 198: ifsym Clocks

	<code>\Interval</code>		<code>\StopWatchStart</code>		<code>\VarClock</code>		<code>\Wecker</code>
	<code>\StopWatchEnd</code>		<code>\Taschenuhr</code>		<code>\VarTaschenuhr</code>		
















ifsym also exports a `\showclock` macro. `\showclock{<hours>}{<minutes>}` outputs a clock displaying the corresponding time. For instance, “`\showclock{5}{40}`” produces “”. `<hours>` must be an integer from 0 to 11, and `<minutes>` must be an integer multiple of 5 from 0 to 55.

TABLE 199: Other ifsym Symbols

	<code>\FilledSectioningDiamond</code>		<code>\Letter</code>		<code>\Radiation</code>
	<code>\Fire</code>		<code>\PaperLandscape</code>		<code>\SectioningDiamond</code>
	<code>\Irritant</code>		<code>\PaperPortrait</code>		<code>\Telephone</code>
	<code>\StrokeOne</code>		<code>\StrokeThree</code>		<code>\StrokeFive</code>
	<code>\StrokeTwo</code>		<code>\StrokeFour</code>		


In addition, `\Cube{1}...``\Cube{6}` produce dice with the corresponding number of spots: 

TABLE 200: skak Chess Informator Symbols

±	<code>\bbetter</code>	⊙	<code>\doublepawns</code>	N	<code>\novelty</code>	R	<code>\various</code>
-+	<code>\bdecisive</code>	⊥	<code>\ending</code>	□	<code>\onlymove</code>	±	<code>\wbetter</code>
△	<code>\betteris</code>	=	<code>\equal</code>	♠	<code>\opposbishops</code>	+−	<code>\wdecisive</code>
♠	<code>\bishoppair</code>		<code>\etc</code>	♙	<code>\passedpawn</code>	×	<code>\weakpt</code>
±	<code>\bupperhand</code>	↔	<code>\file</code>	≪	<code>\qside</code>	└	<code>\with</code>
⊕	<code>\centre</code>	»	<code>\kside</code>	♠	<code>\samebishops</code>	→	<code>\withattack</code>
RR	<code>\comment</code>	×	<code>\markera</code>	—	<code>\see</code>	△	<code>\withidea</code>
∞	<code>\compensation</code>	○	<code>\markerb</code>	○ ^o	<code>\seppawns</code>	↑	<code>\withinit</code>
↔	<code>\counterplay</code>	#	<code>\mate</code>	⊕	<code>\timelimit</code>	└	<code>\without</code>
○	<code>\devadvantage</code>	>	<code>\morepawns</code>	∞	<code>\unclear</code>	±	<code>\wupperhand</code>
↗	<code>\diagonal</code>	○	<code>\moreroom</code>	○○	<code>\unitedpawns</code>	⊙	<code>\zugzwang</code>

The above symbols are merely the named informant symbol. `skak` can typeset many more chess-related symbols, including those for all of the pieces (♔♚♛♜♝♞♟/♠♡♢♣♤♥♦♧), but only in the context of moves and boards, not as individual, named L^AT_EX symbols.

7 Additional Information

Unlike the previous sections of this document, Section 7 does not contain new symbol tables. Rather, it provides additional help in using the Comprehensive L^AT_EX Symbol List. First, it draws attention to symbol names used by multiple packages. Next, it provides some guidelines for finding symbols and gives some examples regarding how to construct missing symbols out of existing ones. Then, it comments on the spacing surrounding symbols in math mode. After that, it presents an ASCII and Latin 1 quick-reference guide, showing how to enter all of the standard ASCII/Latin 1 symbols in L^AT_EX. And finally, it lists some statistics about this document itself.

7.1 Symbol Name Clashes

Unfortunately, a number of symbol names are not unique; they appear in more than one package. Depending on how the symbols are defined in each package, L^AT_EX will either output an error message or replace an earlier-defined symbol with a later-defined symbol. Table 201 presents a selection of name clashes that appear in this document.

Using multiple symbols with the same name in the same document—or even merely loading conflicting symbol packages—can be tricky, but, as evidenced by the existence of Table 201, not impossible. The general procedure is to load the first package, rename the conflicting symbols, and then load the second package. Examine the L^AT_EX source for this document (`symbols.tex`)—especially the `\savesymbol` and `\restoresymbol` macros and their subsequent usage—to see one possible way to handle symbol conflicts.

`txfonts` and `pxfonts` redefine a huge number of symbols—essentially, all of the symbols defined by `latexsym`, `textcomp`, the various \mathcal{AMS} symbol sets, and L^AT_EX 2_ε itself. Similarly, `mathabx` redefines a vast number of math symbols in an attempt to improve their look. The `txfonts`, `pxfonts`, and `mathabx` conflicts are not listed in Table 201 because they are designed to be compatible with the symbols they replace. Table 202 on page 57 illustrates what “compatible” means in this context.

To use the new `txfonts`/`pxfonts` symbols without altering the document’s main font, merely reset the default font families back to their original values after loading one of those packages:

```
\renewcommand\rmdefault{cmr}
\renewcommand\sfdefault{cmss}
\renewcommand\ttdefault{cmtt}
```

7.2 Where can I find the symbol for . . . ?

If you can’t find some symbol you’re looking for in this document, there are a few possible explanations:

- The symbol isn’t intuitively named. As a few examples, the command to draw dice is “`\Cube`”; a plus sign with a circle around it (“exclusive or” to computer engineers) is “`\oplus`”; and lightning bolts in fonts designed by German speakers may have “blitz” in their names. The moral of the story is to be creative with synonyms when searching the index.
- The symbol is defined by some package that I overlooked (or deemed unimportant). If there’s some symbol package that you think should be included in the Comprehensive L^AT_EX Symbol List, please send me e-mail at the address listed on the title page.
- The symbol isn’t defined in any package whatsoever.

Even in the last case, all is not lost. Sometimes, a symbol exists in a font, but there is no L^AT_EX binding for it. For example, the PostScript Symbol font contains a “`\l`” symbol, which may be useful for representing a carriage return, but there is no package for accessing that symbol (as far as I know). To produce an unnamed symbol, you need to switch to the font explicitly with L^AT_EX 2_ε’s low-level font commands [`\font`] and use T_EX’s primitive `\char` command [Knu86a] to request a specific character number in the font.³ In fact, `\char` is not strictly necessary; the character can often be entered symbolically. For example, the symbol for a Tate-Shafarevich group (“III”) is actually an uppercase *sha* in the Cyrillic alphabet. (Cyrillic is supported by the OT2 font encoding, for instance). While a *sha* can be defined numerically as “`{\fontencoding{OT2}\selectfont\char88}`” it may be more intuitive to use the OT2 font encoding’s “SH” ligature: “`{\fontencoding{OT2}\selectfont SH}`”.

³`pifont` defines a convenient `\Pisymbol` command for accessing symbols in PostScript fonts by number. For example, “`\Pisymbol{psy}{191}`” produces “`\l`”.

TABLE 201: Symbol Name Clashes

Symbol	L ^A T _E X 2 _ε	AMS	stmaryrd	wasysym	mathabx	marvosym	bbding	ifsym	dingbat	wsuipa
<code>\baro</code>			ϕ							θ
<code>\bigtriangledown</code>	∇		∇							
<code>\bigtriangleup</code>	\triangle		\triangle							
<code>\checkmark</code>		\checkmark							\checkmark	
<code>\Circle</code>				\circ				\circ		
<code>\Cross</code>						\dagger	\dagger	\times		
<code>\ggg</code>		\ggg			\gg			\boxtimes		
<code>\Letter</code>						\boxtimes				
<code>\lightning</code>			\lightning			\lightning		\lightning		
<code>\Lightning</code>										
<code>\lll</code>		\lll								
<code>\Rightarrow</code>					\rightarrow	\rightarrow				
<code>\Square</code>				\square			\square	\square	\square	
<code>\Sun</code>						\odot		\odot	\odot	
<code>\Triangledown</code>							\blacktriangleright	\blacktriangleright	\blacktriangledown	
<code>\TriangleUp</code>							\blacktriangleup	\blacktriangleup	\blacktriangleup	

TABLE 202: Example of a Benign Name Clash

Symbol	Default (Computer Modern)	txfonts (Times Roman)
R	\mathbb{R}	\mathbb{R}
<code>\textrecipe</code>	\mathbb{R}	\mathbb{R}

Reflecting and rotating existing symbols

A common request on `comp.text.tex` is for a reversed or rotated version of an existing symbol. As a last resort, these effects can be achieved with the `graphicx` (or `graphics`) package’s `\reflectbox` and `\rotatebox` macros. For example, `\rotatebox[origin=c]{180}{\mathit{\iota}}` produces the definite-description operator (“ $\mathit{\iota}$ ”). The disadvantage of the `graphicx/graphics` approach is that not every \TeX backend handles graphical transformations.⁴ Far better is to find a suitable font that contains the desired symbol in the correct orientation. For instance, if the `phonetic` package is available, then `\textit{\riota}` will yield a backend-independent “ $\mathit{\iota}$ ”. Similarly, `tipa`’s `\textrepsilon` (“ $\mathit{\epsilon}$ ”) or `wsuipa`’s `\repsilon` (“ $\mathit{\epsilon}$ ”) may be used to express the mathematical notion of “such that” in a cleaner manner than with `\reflectbox` or `\rotatebox`.

Joining and overlapping existing symbols

Symbols that do not exist in any font can sometimes be fabricated out of existing symbols. The \LaTeX 2 ϵ source file `fontdef.dtx` contains a number of such definitions. For example, `\models` (see Table 42 on page 21) is defined in that file with:

```
\def\models{\mathrel|\joinrel=}
```

where `\mathrel` and `\joinrel` are used to control the horizontal spacing. `\def` is the \TeX primitive upon which \LaTeX ’s `\newcommand` is based. See The \TeX book [Knu86a] for more information on all three of those commands.

With some simple pattern-matching, one can easily define a backward `\models` sign (“ \models ”):

```
\def\ismodeledby{=\joinrel\mathrel|}
```

In general, arrows/harpoons, horizontal lines (“ $=$ ”, “ $-$ ”, “`\relbar`”, and “`\Relbar`”), and the various math-extension characters can be combined creatively with miscellaneous other characters to produce a variety of new symbols. Of course, new symbols can be composed from *any* set of existing characters. For instance, \LaTeX defines `\hbar` (“ \hbar ”) as a “ $-$ ” character (`\mathchar'26`) followed by a backspace of 9 math units (`\mkern-9mu`), followed by the letter “ h ”:

```
\def\hbar{\mathchar'26\mkern-9muh}}
```

We can just as easily define other barred letters:

```
\def\bbar{\mathchar'26\mkern-9mu b}
\def\dbar{\mathchar'26\mkern-12mu d}}
```

(The space after the “ μ ” is optional but is added for clarity.) `\bbar` and `\dbar` define “ \bar{b} ” and “ \bar{d} ”, respectively. Note that `\dbar` requires a greater backward math kern than `\bbar`; a -9μ kern would have produced the less-attractive “ \bar{d} ” glyph.

There is a \TeX primitive called `\mathaccent` which centers one mathematical symbol atop another. For example, one can define `\dotcup` (“ $\dot{\cup}$ ”)—the composition of a `\cup` and a `\dot`—as follows:

```
\newcommand{\dotcup}{\ensuremath{\mathaccent\dot{\cup}}}
```

⁴As an example, Xdvi ignores both `\reflectbox` and `\rotatebox`.

The catch is that `\mathaccent` requires the accent to be a “math character”. That is, it must be a character in a math font as opposed to a symbol defined in terms of other symbols. See The \TeX book [Knu86a] for more information.

The `slashed` package, although originally designed for producing Feynman slashed-character notation, in fact facilitates the production of *arbitrary* overlapped symbols. The default behavior is to overwrite a given character with “/”. For example, `\slashed{D}` produces “ \mathcal{D} ”. However, the `\declareslashed` command provides the flexibility to specify the mathematical context of the composite character (operator, relation, punctuation, etc., as will be discussed in Section 7.3), the overlapping symbol, horizontal and vertical adjustments in symbol-relative units, and the character to be overlapped. Consider, for example, the symbol for reduced quadrupole moment (“ \mathcal{F} ”). This can be declared as follows:

```
\newcommand{\rqm}{\{
\declareslashed{\text{-}}{0.04}{0}{I}\slashed{I}}
```

`\declareslashed{.}{.}{.}{.}{I}` affects the meaning of all subsequent `\slashed{I}` commands in the same scope. The preceding definition of `\rqm` therefore uses an extra set of curly braces to limit that scope to a single `\slashed{I}`. In addition, `\rqm` uses `amstext`’s `\text` macro (described on the next page) to make `\declareslashed` use a text-mode hyphen (“-”) instead of a math-mode minus sign (“-”) and to ensure that the hyphen scales properly in size in subscripts and superscripts. See `slashed`’s documentation (located in `slashed.sty` itself) for a detailed usage description of the `\slashed` and `\declareslashed` commands.

Making new symbols work in superscripts and subscripts

To make composite symbols work properly within subscripts and superscripts, you may need to use \TeX ’s `\mathchoice` primitive. `\mathchoice` evaluates one of four expressions, based on whether the current math style is display, text, script, or scriptscript. (See The \TeX book [Knu86a] for a more complete description.) For example, the following \LaTeX code—posted to `comp.text.tex` by Torsten Bronger—composes a sub/superscriptable “ \mathcal{I} ” symbol out of `\top` and `\bot` (“ \top ” and “ \perp ”):

```
\def\topbotatom#1{\hbox{\hbox to 0pt{#1\bot$\hss}$#1\top$}}
\newcommand*\topbot{\mathrel{\mathchoice{\topbotatom\displaystyle}
{\topbotatom\textstyle}
{\topbotatom\scriptstyle}
{\topbotatom\scriptscriptstyle}}}
```

The following is another example that uses `\mathchoice` to construct symbols in different math modes. The code defines a principal value integral symbol, which is an integral sign with a line through it.

```
\def\Xint#1{\mathchoice
{\XXint\displaystyle\textstyle{#1}}%
{\XXint\textstyle\scriptstyle{#1}}%
{\XXint\scriptstyle\scriptscriptstyle{#1}}%
{\XXint\scriptscriptstyle\scriptscriptstyle{#1}}%
!\int}
\def\XXint#1#2#3{\setbox0=\hbox{#1{#2#3}\int}$}
\vcenter{\hbox{#2#3}}\kern-.5\wd0}
\def\ddashint{\Xint=}
\def\dashint{\Xint-}
```

(The preceding code was taken verbatim from the UK \TeX Users’ Group FAQ at <http://www.tex.ac.uk/faq>.) `\dashint` produces a single-dashed integral sign (“ \int ”), while `\ddashint` produces a double-dashed one (“ \int ”). The `\Xint` macro defined above can also be used to generate a wealth of new integrals: “ \int ” (`\Xint\circlearrowright`), “ \int ” (`\Xint\circlearrowleft`), “ \int ” (`\Xint\subset`), “ \int ” (`\Xint\infty`), and so forth.

$\LaTeX 2_{\epsilon}$ provides a simple wrapper for `\mathchoice` that sometimes helps produce terser symbol definitions. The macro is called `\mathpalette` and it takes two arguments. `\mathpalette` invokes the first argument, passing it one of “`\displaystyle`”, “`\textstyle`”, “`\scriptstyle`”, or “`\scriptscriptstyle`”, followed by the second argument. `\mathpalette` is useful when a symbol macro must know which math style is currently in use (e.g., to set it explicitly within an `\mbox`). Donald Arseneau posted the following `\mathpalette`-based definition of a probabilistic-independence symbol (“ \perp ”) to `comp.text.tex`:

```
\newcommand\independent{\protect\mathpalette{\protect\independentT}\perp}
\def\independent#1#2{\mathrel{\rlap{#1#2}\mkern2mu{#1#2}}}
```

The `\independent` macro uses `\mathpalette` to pass the `\independentT` helper macro both the current math style and the `\perp` symbol. `\independentT` typesets `\perp` in the current math style, moves two math units to the right, and finally typesets a second—overlapping—copy of `\perp`, again in the current math style. `\rlap`, which enables text overlap, is described later on this page.

Some people like their square-root signs with a trailing “hook” (i.e., “ $\sqrt{\quad}$ ”) as this helps visually distinguish expressions like “ $\sqrt{3x}$ ” from those like “ $\sqrt{3}x$ ”. Dan Luecking posted a `\mathpalette`-based definition of a hooked square-root symbol to `comp.text.tex`:

```
\def\hksqrt{\mathpalette\DHLhksqrt}
\def\DHLhksqrt#1#2{\setbox0=\hbox{#1\sqrt{#2}\,}\dimen0=\ht0
\advance\dimen0-0.2\ht0
\setbox2=\vrule height\ht0 depth -\dimen0}%
{\box0\lower0.4pt\box2}}
```

Notice how `\DHLhksqrt` uses `\mathpalette` to recover the outer math style (argument #1) from within an `\hbox`. The rest of the code is simply using T_EX primitives to position a hook of height 0.2 times the `\sqrt` height at the right of the `\sqrt`. See The T_EXbook [Knu86a] for more understanding of T_EX “boxes” and “dimens”.

Sometimes, however, `amstext`’s `\text` macro is all that is necessary to make composite symbols appear correctly in subscripts and superscripts, as in the following definitions of `\neswarrow` (“ \nearrow ”) and `\nwsearrow` (“ \searrow ”):⁵

```
\newcommand{\neswarrow}{\mathrel{\text{\$ \nearrow \$ \llap{\$ \swarrow \$}}}}
\newcommand{\nwsearrow}{\mathrel{\text{\$ \nwarrow \$ \llap{\$ \searrow \$}}}}
```

`\text` resembles L^AT_EX’s `\mbox` command but shrinks its argument appropriately when used within a subscript or superscript. `\llap` (“left overlap”) and its counterpart, `\rlap` (“right overlap”), appear frequently when creating composite characters. `\llap` outputs its argument to the left of the current position, overlapping whatever text is already there. Similarly, `\rlap` overlaps whatever text would normally appear to the right of its argument. For example, “`A\llap{B}`” and “`\rlap{A}B`” each produce “**B**”. However, the result of the former is the width of “A”, and the result of the latter is the width of “B”—`\llap{...}` and `\rlap{...}` take up zero space.

In a June 2002 post to `comp.text.tex`, Donald Arseneau presented a general macro for aligning an arbitrary number of symbols on their horizontal centers and vertical baselines:

```
\makeatletter
\def\moverlay{\mathpalette\mov@rlay}
\def\mov@rlay#1#2{\leavevmode\top{%
\baselineskip\z@skip \lineskiplimit-\maxdimen
\ialign{\hfil$#1##$\hfil\cr#2\cr}}
\makeatother
```

`\moverlay` takes a list of symbols separated by `\cr` (T_EX’s equivalent of L^AT_EX’s `\`). For example, the `\topbot` command defined on the previous page could have been expressed as “`\moverlay{\top\cr\bot}`” and the `\neswarrow` command defined above could have been expressed as “`\moverlay{\nearrow\cr\swarrow}`”.

The basic concept behind `\moverlay`’s implementation is that `\moverlay` typesets the given symbols in a table that utilizes a zero `\baselineskip`. This causes every row to be typeset at the same vertical position. See The T_EXbook [Knu86a] for explanations of the T_EX primitives used by `\moverlay`.

Modifying L^AT_EX-generated symbols

Oftentimes, symbols composed in the L^AT_EX 2_ε source code can be modified with minimal effort to produce useful variations. For example, `fontdef.dtx` composes the `\ddots` symbol (see Table 121 on page 37) out of three periods, raised 7 pt., 4 pt., and 1 pt., respectively:

⁵Note that if your goal is to typeset commutative diagrams, then you should probably be using X_y-pic.

```

\def\ddots{\mathinner{\mkern1mu\raise7\p@
  \vbox{\kern7\p@\hbox{.}}\mkern2mu
  \raise4\p@\hbox{.}\mkern2mu\raise\p@\hbox{.}\mkern1mu}}

```

`\p@` is a L^AT_EX 2_ε shortcut for “pt” or “1.0pt”. The remaining commands are defined in The T_EXbook [Knu86a]. To draw a version of `\ddots` with the dots going along the opposite diagonal, we merely have to reorder the `\raise7\p@`, `\raise4\p@`, and `\raise\p@`:

```

\makeatletter
\def\revddots{\mathinner{\mkern1mu\raise\p@
  \vbox{\kern7\p@\hbox{.}}\mkern2mu
  \raise4\p@\hbox{.}\mkern2mu\raise7\p@\hbox{.}\mkern1mu}}
\makeatother

```

The `\makeatletter` and `\makeatother` commands are needed to coerce L^AT_EX into accepting “@” as part of a macro name. `\revddots` is essentially identical to the `mathdots` package’s `\iddots` command or the `yhmath` package’s `\adots` command.

Producing complex accents

Accents are a special case of combining existing symbols to make new symbols. While various tables in this document show how to add an accent to an existing symbol, some applications, such as transliterations from non-Latin alphabets, require *multiple* accents per character. For instance, the creator of pdfT_EX writes his name as “Hàn Thê Thành”. The `wsuipa` package defines `\diatop` and `\diaunder` macros for putting one or more diacritics or accents above or below a given character. For example, `\diaunder[{\diatop[\’|=]}|\textsubdot{r}]` produces “ \acute{r} ”. See the `wsuipa` documentation for more information.

The `accents` package facilitates the fabrication of accents in math mode. Its `\accentset` command enables *any* character to be used as an accent. For instance, `\accentset{\star}{f}` produces “ $\overset{\star}{f}$ ” and `\accentset{e}{X}` produces “ $\overset{e}{X}$ ”. `\underaccent` does the same thing, but places the accent beneath the character. This enables constructs like `\underaccent{\tilde}{V}`, which produces “ $\underset{\tilde}{V}$ ”. `accents` provides other accent-related features as well; see the documentation for more information.

A more complex example of composing accents is the following definition of extensible `\overbracket`, `\underbracket`, `\overparenthesis`, and `\underparenthesis` symbols, taken from a `comp.text.tex` post by Donald Arseneau:

```

\makeatletter
\def\overbracket#1{\mathop{\vbox{\ialign{##\crrc\noalign{\kern3\p@}
  \downbracketfill\crrc\noalign{\kern3\p@\nointerlineskip}
  $\hfil\displaystyle{#1}\hfil$\crrc}}}\limits}
\def\underbracket#1{\mathop{\vtop{\ialign{##\crrc
  $\hfil\displaystyle{#1}\hfil$\crrc\noalign{\kern3\p@\nointerlineskip}
  \upbracketfill\crrc\noalign{\kern3\p@}}}\limits}
\def\overparenthesis#1{\mathop{\vbox{\ialign{##\crrc\noalign{\kern3\p@}
  \downparenthfill\crrc\noalign{\kern3\p@\nointerlineskip}
  $\hfil\displaystyle{#1}\hfil$\crrc}}}\limits}
\def\underparenthesis#1{\mathop{\vtop{\ialign{##\crrc
  $\hfil\displaystyle{#1}\hfil$\crrc\noalign{\kern3\p@\nointerlineskip}
  \upparenthfill\crrc\noalign{\kern3\p@}}}\limits}
\def\downparenthfill{${\m@th\bracerld\leaders\vrule\hfill\bracerd$}
\def\upparenthfill{${\m@th\bracerlu\leaders\vrule\hfill\braceru$}
\def\upbracketfill{${\m@th\makesm@sh{\llap{\vrule\@height3\p@\@width.7\p@}}%
  \leaders\vrule\@height.7\p@\hfill
  \makesm@sh{\rlap{\vrule\@height3\p@\@width.7\p@}}$}
\def\downbracketfill{${\m@th
  \makesm@sh{\llap{\vrule\@height.7\p@\@depth2.3\p@\@width.7\p@}}%
  \leaders\vrule\@height.7\p@\hfill
  \makesm@sh{\rlap{\vrule\@height.7\p@\@depth2.3\p@\@width.7\p@}}$}
\makeatother

```

Table 203 showcases these accents. The \TeX book [Knu86a] or another book on \TeX primitives is indispensable for understanding how the preceding code works. The basic idea is that `\downparenthfill`, `\upparenthfill`, `\downbracketfill`, and `\upbracketfill` do all of the work; they output a left symbol (e.g., `\braceleft` [“ \lrcorner ”] for `\downparenthfill`), a horizontal rule that stretches as wide as possible, and a right symbol (e.g., `\bracerd` [“ \rceil ”] for `\downparenthfill`). `\overbracket`, `\underbracket`, `\overparenthesis`, and `\underparenthesis` merely create a table whose width is determined by the given text, thereby constraining the width of the horizontal rules.

TABLE 203: Manually Composed Extensible Accents

\overbrace{abc}	<code>\overbracket{abc}</code>	\overparen{abc}	<code>\overparenthesis{abc}</code>
\underbrace{abc}	<code>\underbracket{abc}</code>	\underparen{abc}	<code>\underparenthesis{abc}</code>

A similar, but simpler example, stems from another `comp.text.tex` post by Donald Arseneau. The following code defines an equals sign that extends as far to the right as possible (just like \LaTeX 's `\hrulefill` command):

```
\makeatletter
\def\equalsfill{\m@th\mathord=\mkern-7mu
  \cleaders\hbox{\!\\mathord=\!\!}\hfill
  \mkern-7mu\mathord=}
\makeatother
```

\TeX 's `\cleaders` and `\hfill` primitives are the key to understanding `\equalsfill`'s extensibility. Essentially, `\equalsfill` repeats a box containing “=” plus some negative space until it fills the maximum available horizontal space. `\equalsfill` is intended to be used with \LaTeX 's `\stackrel` command, which stacks one mathematical expression (slightly reduced in size) atop another. Hence, “`\stackrel{a}{\rightarrow}`” produces “ $\overset{a}{\rightarrow}$ ” and “`X \stackrel{\text{definition}}{\hbox{\equalsfill}} Y`” produces “ $X \overset{\text{definition}}{=} Y$ ”.

If all that needs to extend are horizontal and vertical lines—as opposed to repeated symbols such as the “=” in the previous example— \LaTeX 's `array` or `tabular` environments may suffice. Consider the following code (also presented in a `comp.text.tex` post by Donald Arseneau) for typesetting annuities:

```
\DeclareRobustCommand{\annu}[1]{_ { %
  \def\arraystretch{0}%
  \setlength\arraycolsep{1pt}%          adjust these
  \setlength\arrayrulewidth{.2pt}%    two settings
  \begin{array}[b]{@{}c|}\hline
  \\\arraycolsep}%
  \scriptstyle #1%
  \end{array}%
}}
```

One can then use, e.g., “`\$A\annu{x:n}\$`” to produce “ $A_{\overline{x:n}}$ ”.

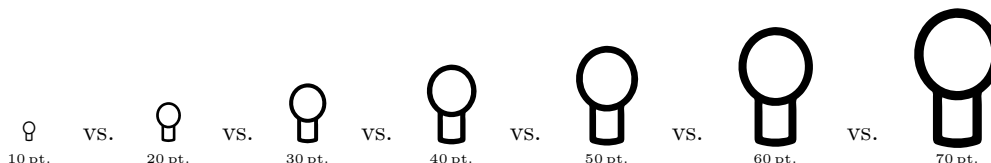
Creating new symbols from scratch

Sometimes it is simply not possible to define a new symbol in terms of existing symbols. Fortunately, most, if not all, \TeX distributions are shipped with a tool called METAFONT which is designed specifically for creating fonts to be used with \TeX . The METAFONTbook [Knu86b] is the authoritative text on METAFONT. If you plan to design your own symbols with METAFONT, The METAFONTbook is essential reading. Nevertheless, the following is an extremely brief tutorial on how to create a new \LaTeX symbol using METAFONT. Its primary purpose is to cover the \LaTeX -specific operations not mentioned in The METAFONTbook and to demonstrate that symbol-font creation is not necessarily a difficult task.

Suppose we need a symbol to represent a light bulb (“ \mathcal{Q} ”).⁶ The first step is to draw this in METAFONT. It is common to separate the font into two files: a size-dependent file, which specifies the design size and

⁶I'm not a very good artist; you'll have to pretend that “ \mathcal{Q} ” looks like a light bulb.

various font-specific parameters that are a function of the design size; and a size-independent file, which draws characters in the given size. Figure 1 shows the METAFONT code for `lightbulb10.mf`. `lightbulb10.mf` specifies various parameters that produce a 10 pt. light bulb then loads `lightbulb.mf`. Ideally, one should produce `lightbulb⟨size⟩.mf` files for a variety of $\langle size \rangle$ s. This is called “optical scaling”. It enables, for example, the lines that make up the light bulb to retain the same thickness at different font sizes, which looks much nicer than the alternative—and default—“mechanical scaling”. When a `lightbulb⟨size⟩.mf` file does not exist for a given size $\langle size \rangle$, the computer mechanically produces a wider, taller, thicker symbol:



```
font_identifier := "LightBulb10";           % Name the font.
font_size 10pt#;                           % Specify the design size.

em# := 10pt#;                               % "M" width is 10 points.
cap# := 7pt#;                               % Capital letter height is 7 points above the baseline.
sb# := 1/4pt#;                              % Leave this much space on the side of each character.
o# := 1/16pt#;                              % Amount that curves overshoot borders.

input lightbulb                             % Load the file that draws the actual glyph.
```

Figure 1: Sample METAFONT size-specific file (`lightbulb10.mf`)

`lightbulb.mf`, shown in Figure 2, draws a light bulb using the parameters defined in `lightbulb10.mf`. Note that the the filenames “`lightbulb10.mf`” and “`lightbulb.mf`” do not follow the Berry font-naming scheme [Ber01]; the Berry font-naming scheme is largely irrelevant for symbol fonts, which generally lack bold, italic, small-caps, slanted, and other such variants.

The code in Figures 1 and 2 is heavily commented and should demonstrate some of the basic concepts behind METAFONT usage: declaring variables, defining points, drawing lines and curves, and preparing to debug or fine-tune the output. Again, The METAFONTbook [Knu86b] is the definitive reference on METAFONT programming.

METAFONT can produce “proofs” of fonts—large, labeled versions that showcase the logical structure of each character. In fact, proof mode is METAFONT’s default mode. To produce a proof of `lightbulb10.mf`, issue the following commands at the operating-system prompt:

```
prompt> mf lightbulb10.mf                    <- Produces lightbulb10.2602gf
prompt> gftodvi lightbulb10.2602gf          <- Produces lightbulb10.dvi
```

You can then view `lightbulb10.dvi` with any DVI viewer. The result is shown in Figure 3. Observe how the grid defined with `makegrid` at the bottom of Figure 2 draws vertical lines at positions 0, sb , $w/2$, and $w - sb$ and horizontal lines at positions 0, $-1pt$, y_2 , and h . Similarly, observe how the `penlabels` command labels all of the important coordinates: z_1, z_2, \dots, z_8 and z_{67} , which `lightbulb.mf` defines to lie between z_6 and z_7 .

Most, if not all, \TeX distributions include a Plain \TeX file called `testfont.tex` which is useful for testing new fonts in a variety of ways. One useful routine produces a table of all of the characters in the font:

```
prompt> tex testfont
This is TeX, Version 3.14159 (Web2C 7.3.1)
(/usr/share/texmf/tex/plain/base/testfont.tex
Name of the font to test = lightbulb10
Now type a test command (\help for help):)
*\table

*\bye
[1]
Output written on testfont.dvi (1 page, 1516 bytes).
```

```

mode_setup;                                     % Target a given printer.
define_pixels(em, cap, sb);                       % Convert to device-specific units.
define_corrected_pixels(o);                       % Same, but add a device-specific fudge factor.

%% Define a light bulb at the character position for "A"
%% with width 1/2em#, height cap#, and depth 1pt#.
beginchar("A", 1/2em#, cap#, 1pt#); "A light bulb";
  pickup pencircle scaled 1/2pt;                 % Use a pen with a small, circular tip.

  %% Define the points we need.
  top z1 = (w/2, h + o);                          % z1 is at the top of a circle.
  rt z2 = (w + sb + o - x4, y4);                   % z2 is at the same height as z4 but the opposite side.
  bot z3 = (z1 - (0, w - sb - o));                 % z3 is at the bottom of the circle.
  lft z4 = (sb - o, 1/2[y1, y3]);                 % z4 is on the left of the circle.
  path bulb;                                     % Define a path for the bulb itself.
  bulb = z1 .. z2 .. z3 .. z4 .. cycle;           % The bulb is a closed path.

  z5 = point 2 - 1/3 of bulb;                     % z5 lies on the bulb, a little to the right of z3.
  z6 = (x5, 0);                                   % z6 is at the bottom, directly under z5.
  z7 = (x8, 0);                                   % z7 is at the bottom, directly under z8.
  z8 = point 2 + 1/3 of bulb;                     % z8 lies on the bulb, a little to the left of z3.
  bot z67 = (1/2[x6, x7], pen_bot - o - 1/8pt); % z67 lies halfway between z6 and z7 but a jot lower.

  %% Draw the bulb and the base.
  draw bulb;                                     % Draw the bulb proper.
  draw z5 -- z6 .. z67 .. z7 -- z8;             % Draw the base of the bulb.

  %% Display key positions and points to help us debug.
  makegrid(0, sb, w/2, w - sb)(0, -1pt, y2, h); % Label "interesting" x and y coordinates.
  penlabels(1, 2, 3, 4, 5, 6, 67, 7, 8);       % Label control points for debugging.
endchar;
end

```

Figure 2: Sample METAFONT size-independent file (`lightbulb.mf`)

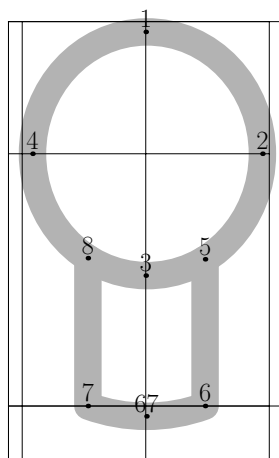


Figure 3: Proof diagram of `lightbulb10.mf`

Transcript written on `testfont.log`.

The resulting table, stored in `testfont.dvi` and illustrated in Figure 4, shows every character in the font. To understand how to read the table, note that the character code for “A”—the only character defined by `lightbulb10.mf`—is 41 in hexadecimal (base 16) and 101 in octal (base 8).

Test of lightbulb10 on March 11, 2003 at 1127									
	'0	'1	'2	'3	'4	'5	'6	'7	
'10x		9							"4x
'11x									
	"8	"9	"A	"B	"C	"D	"E	"F	

Figure 4: Font table produced by `testfont.tex`

The LightBulb10 font is now usable by \TeX . $\LaTeX 2_{\epsilon}$, however, needs more information before documents can use the font. First, we create a font-description file that tells $\LaTeX 2_{\epsilon}$ how to map fonts in a given font family and encoding to a particular font in a particular font size. For symbol fonts, this mapping is fairly simple. Symbol fonts almost always use the “U” (“Unknown”) font encoding and frequently occur in only one variant: normal weight and non-italicized. The filename for a font-description file is important; it must be of the form “`<encoding><family>.fd`”, where `<encoding>` is the lowercase version of the encoding name (typically “u” for symbol fonts) and `<family>` is the name of the font family. For LightBulb10, let’s call this “bulb”. Figure 5 lists the contents of `ubulb.fd`. The document “ $\LaTeX 2_{\epsilon}$ Font Selection” [L^AT₀₀] describes `\DeclareFontFamily` and `\DeclareFontShape` in detail, but the gist of `ubulb.fd` is first to declare a U-encoded version of the `bulb` font family and then to specify that a $\LaTeX 2_{\epsilon}$ request for a U-encoded version of `bulb` with a (m)edium font series (as opposed to, e.g., bold) and a (n)ormal font shape (as opposed to, e.g., italic) should translate into a \TeX request for `lightbulb10.tfm` mechanically scaled to the current font size.

```
\DeclareFontFamily{U}{bulb}{}
\DeclareFontShape{U}{bulb}{m}{n}{<-> lightbulb10}{}

```

Figure 5: $\LaTeX 2_{\epsilon}$ font-description file (`ubulb.fd`)

The final step is to write a $\LaTeX 2_{\epsilon}$ style file that defines a name for each symbol in the font. Because we have only one symbol our style file, `lightbulb.sty` (Figure 6), is rather trivial. Note that instead of typesetting “A” we could have had `\lightbulb typeset “\char65”`, `\char"41”`, or `\char'101”` (respectively, decimal, hexadecimal, and octal character offsets into the font). For a simple, one-character symbol font such as LightBulb10 it would be reasonable to merge `ubulb.fd` into `lightbulb.sty` instead of maintaining two separate files. In either case, a document need only include `\usepackage{lightbulb}` to make the `\lightbulb` symbol available.

```
\newcommand{\lightbulb}{\usefont{U}{bulb}{m}{n}A}

```

Figure 6: $\LaTeX 2_{\epsilon}$ style file (`lightbulb.sty`)

METAFONT normally produces bitmapped fonts. However, it is also possible, with the help of some external tools, to produce PostScript Type 1 fonts. These have the advantages of rendering better in Adobe[®] Acrobat[®] (at least in versions prior to 6.0) and of being more memory-efficient when handled by a PostScript interpreter. See <http://www.tex.ac.uk/cgi-bin/texfaq2html?label=textrace> for pointers to tools that can produce Type 1 fonts from METAFONT.

7.3 Math-mode spacing

Terms such as “binary operators”, “relations”, and “punctuation” in Section 3 primarily regard the surrounding spacing. (See the Short Math Guide for \LaTeX [Dow00] for a nice exposition on the subject.) To use a symbol

for a different purpose, you can use the \TeX commands `\mathord`, `\mathop`, `\mathbin`, `\mathrel`, `\mathopen`, `\mathclose`, and `\mathpunct`. For example, if you want to use `\downarrow` as a variable (an “ordinary” symbol) instead of a delimiter, you can write “ $\$3x + \mathord{\downarrow}\$$ ” to get the properly spaced “ $3x + \downarrow$ ” rather than the awkward-looking “ $3x + \downarrow$ ”. Similarly, to create a dotted-union symbol (“ $\dot{\cup}$ ”) that spaces like the ordinary set-union symbol (`\cup`) it must be defined with `\mathbin`, just as `\cup` is. Contrast “ $\$A \dot{\cup} B\$$ ” (“ $A \dot{\cup} B$ ”) with “ $\$A \mathbin{\dot{\cup}} B\$$ ” (“ $A \dot{\cup} B$ ”). See The \TeX book [Knu86a] for the definitive description of math-mode spacing.

The purpose of the “log-like symbols” in Tables 84 and 85 is to provide the correct amount of spacing around and within multiletter function names. Table 204 contrasts the output of the log-like symbols with various, naïve alternatives. In addition to spacing, the log-like symbols also handle subscripts properly. For example, “ $\max_{p \in P}$ ” produces “ $\max_{p \in P}$ ” in text, but “ $\max_{p \in P}$ ” as part of a displayed formula.

TABLE 204: Spacing Around/Within Log-like Symbols

\LaTeX expression	Output
$\$r \sin \theta\$$	$r \sin \theta$ (best)
$\$r \sin \theta\$$	$r \sin \theta$
$\$r \mbox{\sin} \theta\$$	$r \sin \theta$

The `amsmath` package makes it straightforward to define new log-like symbols:

```
\DeclareMathOperator{\atan}{atan}
\DeclareMathOperator*{\lcm}{lcm}
```

The difference between `\DeclareMathOperator` and `\DeclareMathOperator*` involves the handling of subscripts. With `\DeclareMathOperator*`, subscripts are written beneath log-like symbols in display style and to the right in text style. This is useful for limit operators (e.g., `\lim`) and functions that tend to map over a set (e.g., `\min`). In contrast, `\DeclareMathOperator` tells \TeX that subscripts should always be displayed to the right of the operator, as is common for functions that take a single parameter (e.g., `\log` and `\cos`). Table 205 contrasts symbols declared with `\DeclareMathOperator` and `\DeclareMathOperator*` in both text style ($\$..\$$) and display style ($\backslash[..\backslash]$).⁷

TABLE 205: Defining new log-like symbols

Declaration function	$\$ \newlogsym_{p \in P} \$$	$\backslash[\newlogsym_{p \in P} \backslash]$
<code>\DeclareMathOperator</code>	$\newlogsym_{p \in P}$	$\newlogsym_{p \in P}$
<code>\DeclareMathOperator*</code>	$\newlogsym_{p \in P}$	$\newlogsym_{p \in P}$

It is common to use a thin space (`\,`) between the words of a multiword operators, as in “ $\backslash\DeclareMathOperator*{\argmax}{arg\,max}$ ”. `\liminf`, `\limsup`, and all of the log-like symbols shown in Table 85 utilize this spacing convention.

7.4 Bold mathematical symbols

\LaTeX does not normally use bold symbols when typesetting mathematics. However, bold symbols are occasionally needed, for example when naming vectors. Any of the approaches described at <http://www.tex.ac.uk/cgi-bin/texfaq2html?label=boldgreek> can be used to produce bold mathematical symbols. Table 206 contrasts the output produced by these various techniques. As the table illustrates, these techniques exhibit variation in their formatting of Latin letters (upright vs. italic), formatting of Greek letters (bold vs. normal), formatting of operators and relations (bold vs. normal), and spacing.

⁷Note that `\displaystyle` can be used to force display style within $\$..\$$ and `\textstyle` can be used to force text style within $\backslash[..\backslash]$.

TABLE 206: Producing bold mathematical symbols

Package	Code	Output	
<i>none</i>	<code>\alpha + b = \Gamma \div D</code>	$\alpha + b = \Gamma \div D$	(no bold)
<i>none</i>	<code>\mathbf{\alpha + b = \Gamma \div D}</code>	$\alpha + \mathbf{b} = \mathbf{\Gamma} \div \mathbf{D}$	
<i>none</i>	<code>\boldmath\alpha + b = \Gamma \div D</code>	$\boldsymbol{\alpha} + \boldsymbol{b} = \boldsymbol{\Gamma} \div \boldsymbol{D}$	
amsbsy	<code>\pmb{\alpha + b = \Gamma \div D}</code>	$\boldsymbol{\alpha} + \boldsymbol{b} = \boldsymbol{\Gamma} \div \boldsymbol{D}$	(faked bold)
amsbsy	<code>\boldsymbol{\alpha + b = \Gamma \div D}</code>	$\boldsymbol{\alpha} + \boldsymbol{b} = \boldsymbol{\Gamma} \div \boldsymbol{D}$	
bm	<code>\bm{\alpha + b = \Gamma \div D}</code>	$\boldsymbol{\alpha} + \boldsymbol{b} = \boldsymbol{\Gamma} \div \boldsymbol{D}$	
fixmath	<code>\mathbfbold{\alpha + b = \Gamma \div D}</code>	$\boldsymbol{\alpha} + \boldsymbol{b} = \boldsymbol{\Gamma} \div \boldsymbol{D}$	

7.5 ASCII and Latin 1 quick reference

Table 207 amalgamates data from various other tables in this document into a convenient reference for $\text{\LaTeX} 2_{\epsilon}$ typesetting of ASCII characters, i.e., the characters available on a typical U.S. computer keyboard. The first two columns list the character’s ASCII code in decimal and hexadecimal. The third column shows what the character looks like. The fourth column lists the $\text{\LaTeX} 2_{\epsilon}$ command to typeset the character as a text character. And the fourth column lists the $\text{\LaTeX} 2_{\epsilon}$ command to typeset the character within a `\texttt{...}` command (or, more generally, when `\ttfamily` is in effect).

TABLE 207: $\text{\LaTeX} 2_{\epsilon}$ ASCII Table

Dec	Hex	Char	Body text	<code>\texttt</code>	Dec	Hex	Char	Body text	<code>\texttt</code>
33	21	!	!	!	62	3E	>	<code>\textgreater</code>	>
34	22	"	<code>\textquotedbl</code>	"	63	3F	?	?	?
35	23	#	<code>\#</code>	<code>\#</code>	64	40	@	@	@
36	24	\$	<code>\\$</code>	<code>\\$</code>	65	41	A	A	A
37	25	%	<code>\%</code>	<code>\%</code>	66	42	B	B	B
38	26	&	<code>\&</code>	<code>\&</code>	67	43	C	C	C
39	27	,	,	,			:	:	:
40	28	(((90	5A	Z	Z	Z
41	29)))	91	5B	[[[
42	2A	*	*	*	92	5C	\	<code>\textbackslash</code>	<code>\char'\'</code>
43	2B	+	+	+	93	5D]]]
44	2C	,	,	,	94	5E	^	<code>\^{} </code>	<code>\^{} </code>
45	2D	-	-	-	95	5F	_	<code>_ </code>	<code>\char'_ </code>
46	2E	.	.	.	96	60	'	'	'
47	2F	/	/	/	97	61	a	a	a
48	30	0	0	0	98	62	b	b	b
49	31	1	1	1	99	63	c	c	c
50	32	2	2	2			:	:	:
		:	:	:	122	7A	z	z	z
57	39	9	9	9	123	7B	{	<code>\{ </code>	<code>\char'\{ </code>
58	3A	:	:	:	124	7C		<code>\textbar</code>	
59	3B	;	;	;	125	7D	}	<code>\} </code>	<code>\char'\} </code>
60	3C	<	<code>\textless</code>	<	126	7E	~	<code>\~{} </code>	<code>\~{} </code>
61	3D	=	=	=					

The following are some additional notes about the contents of Table 207:

- “” is not available in the OT1 font encoding.
- The characters “<”, “>”, and “|” do work as expected in math mode, although they produce, respectively,

“`ı`”, “`ı̇`”, and “`ı̄`” in text mode.⁸ Hence, `$<$`, `$>$`, and `$!$` serve as a terser alternative to `\textless`, `\textgreater`, and `\textbar`. Note that for typesetting metavariables many people prefer `\texttriangle` and `\textrangle` to `\textless` and `\textgreater`, i.e., “`<filename>`” instead of “`<filename>`”.

- Although “`/`” does not require any special treatment, L^AT_EX additionally defines a `\slash` command which outputs the same glyph but permits a line break afterwards. That is, “`increase/decrease`” is always typeset as a single entity while “`increase\slash{}decrease`” may be typeset with “`increase/`” on one line and “`decrease`” on the next.
- The various `\char` commands within `\texttt` are necessary only in the OT1 font encoding. In other encodings (e.g., T1), commands such as `\{`, `\}`, `_`, and `\textbackslash` all work properly.
- `\textasciicircum` can be used instead of `\~{}`, and `\textasciitilde` can be used instead of `\~{}`. Note that `\textasciitilde` and `\~{}` produce raised, diacritic tildes. “Text” (i.e., vertically centered) tildes can be generated with either the math-mode `\sim` command (shown in Table 42 on page 21), which produces a somewhat wide “`~`”, or the `textcomp` package’s `\texttildelow` (shown in Table 24 on page 15), which produces a vertically centered “`~`” in most fonts but a baseline-oriented “`~`” in Computer Modern, `txfonts`, `pxfonts`, and various other fonts originating from the T_EX world. If your goal is to typeset tildes in URLs or Unix filenames, your best bet is to use the `url` package, which has a number of nice features such as proper line-breaking of such names.
- The IBM version of ASCII characters 1 to 31 can be typeset using the `ascii` package. See Table 149 on page 43.
- To replace “`“`” and “`”`” with the more computer-like (and more visibly distinct) “`ˆ`” and “`ˆ`” within a `verbatim` environment, use the `upquote` package. Outside of `verbatim`, you can use `\char18` and `\char13` to get the modified quote characters. (The former is actually a grave accent.)

Similar to Table 207, Table 208 on the next page is an amalgamation of data from other tables in this document. While Table 207 shows how to typeset the 7-bit ASCII character set, Table 208 shows the Latin 1 (Western European) character set, also known as ISO-8859-1.

The following are some additional notes about the contents of Table 208:

- A “(tc)” after a symbol name means that the `textcomp` package must be loaded to access that symbol. A “(T1)” means that the symbol requires the T1 font encoding. The `fontenc` package can change the font encoding document-wide.
- Many of the `\text...` accents can also be produced using the accent commands shown in Table 12 on page 11 plus an empty argument. For instance, `\={}` is essentially the same as `\textasciimacron`.
- The commands in the “L^AT_EX 2_ε” columns work both in body text and within a `\texttt{...}` command (or, more generally, when `\ttfamily` is in effect).
- Microsoft[®] Windows[®] normally uses a superset of Latin 1 called “CP1252” (Code Page 1252). CP1252 adds codes in the range 128–159 (hexadecimal 80–9F), including characters such as dashes, daggers, and quotation marks. If there’s sufficient interest, a future version of the Comprehensive L^AT_EX Symbol List may include a CP1252 table.

While too large to incorporate into this document, a listing of ISO 8879:1986 SGML/XML character entities and their L^AT_EX equivalents is available from <http://www.bitjungle.com/~isoent/>. Some of the characters presented there make use of `isoent`, a L^AT_EX 2_ε package (available from the same URL) that fakes some of the missing ISO glyphs using the L^AT_EX `picture` environment.⁹

⁸Donald Knuth didn’t think such symbols were important outside of mathematics, so he omitted them from the OT1 font encoding.

⁹`isoent` is not featured in this document, because it is not available from CTAN and because the faked symbols are not “true” characters; they exist in only one size, regardless of the body text’s font size.

TABLE 208: L^AT_EX 2_ε Latin 1 Table

Dec	Hex	Char	L ^A T _E X 2 _ε	Dec	Hex	Char	L ^A T _E X 2 _ε
161	A1	¡	!'	209	D1	Ñ	\~{N}
162	A2	¢	\textcent (tc)	210	D2	Ò	\' {O}
163	A3	£	\pounds	211	D3	Ó	\' {O}
164	A4	¤	\textcurrency (tc)	212	D4	Ô	\^ {O}
165	A5	¥	\textyen (tc)	213	D5	Õ	\~ {O}
166	A6	¦	\textbrokenbar (tc)	214	D6	Ö	\" {O}
167	A7	§	\S	215	D7	×	\texttimes (tc)
168	A8	¨	\textasciidieresis (tc)	216	D8	Ø	\O
169	A9	©	\textcopyright	217	D9	Ù	\' {U}
170	AA	ª	\textordfeminine	218	DA	Ú	\' {U}
171	AB	«	\guillemotleft (T1)	219	DB	Û	\^ {U}
172	AC	¬	\textlnot (tc)	220	DC	Ü	\" {U}
174	AE	®	\textregistered	221	DD	Ý	\' {Y}
175	AF	ˆ	\textasciimacron (tc)	222	DE	Þ	\TH (T1)
176	B0	°	\textdegree (tc)	223	DF	ß	\ss
177	B1	±	\textpm (tc)	224	E0	à	\' {a}
178	B2	²	\texttwosuperior (tc)	225	E1	á	\' {a}
179	B3	³	\textthreesuperior (tc)	226	E2	â	\^ {a}
180	B4	´	\textasciacute (tc)	227	E3	ã	\~ {a}
181	B5	µ	\textmu (tc)	228	E4	ä	\" {a}
182	B6	¶	\P	229	E5	å	\aa
183	B7	·	\textperiodcentered	230	E6	æ	\ae
184	B8	{	\c{}	231	E7	ç	\c{c}
185	B9	¹	\textonesuperior (tc)	232	E8	è	\' {e}
186	BA	º	\textordmasculine	233	E9	é	\' {e}
187	BB	»	\guillemotright	234	EA	ê	\^ {e}
188	BC	¼	\textonequarter (tc)	235	EB	ë	\" {e}
189	BD	½	\textonehalf (tc)	236	EC	ì	\' {i}
190	BE	¾	\textthreequarters (tc)	237	ED	í	\' {i}
191	BF	¿	?'	238	EE	î	\^ {i}
192	C0	À	\' {A}	239	EF	ï	\" {i}
193	C1	Á	\' {A}	240	F0	ð	\dh (T1)
194	C2	Â	\^ {A}	241	F1	ñ	\~ {n}
195	C3	Ã	\~ {A}	242	F2	ò	\' {o}
196	C4	Ä	\" {A}	243	F3	ó	\' {o}
197	C5	Å	\AA	244	F4	ô	\^ {o}
198	C6	Æ	\AE	245	F5	õ	\~ {o}
199	C7	Ç	\c{C}	246	F6	ö	\" {o}
200	C8	È	\' {E}	247	F7	÷	\textdiv (tc)
201	C9	É	\' {E}	248	F8	ø	\o
202	CA	Ê	\^ {E}	249	F9	ù	\' {u}
203	CB	Ë	\" {E}	250	FA	ú	\' {u}
204	CC	Ì	\' {I}	251	FB	û	\^ {u}
205	CD	Í	\' {I}	252	FC	ü	\" {u}
206	CE	Î	\^ {I}	253	FD	ý	\' {y}
207	CF	Ï	\" {I}	254	FE	þ	\th (T1)
208	D0	Ð	\DH (T1)	255	FF	ÿ	\" {y}

7.6 About this document

History David Carlisle wrote the first version of this document in October, 1994. It originally contained all of the native \LaTeX symbols (Tables 27, 35, 42, 67, 84, 86, 101, 102, 108, 112, 125, and a few tables that have since been reorganized) and was designed to be nearly identical to the tables in Chapter 3 of Leslie Lamport’s book [Lam86]. Even the table captions and the order of the symbols within each table matched! The \mathcal{AMS} symbols (Tables 28, 43, 44, 70, 71, 87, 91, 97, and 126) and an initial Math Alphabets table (Table 135) were added thereafter. Later, Alexander Holt provided the `stmaryrd` tables (Tables 29, 37, 45, 73, 81, and 98).

In January, 2001, Scott Pakin took responsibility for maintaining the symbol list and has since implemented a complete overhaul of the document. The result, now called, “The Comprehensive \LaTeX Symbol List”, includes the following new features:

- the addition of a handful of new math alphabets, dozens of new font tables, and thousands of new symbols
- the categorization of the symbol tables into body-text symbols, mathematical symbols, science and technology symbols, dingbats, and other symbols, to provide a more user-friendly document structure
- an index, table of contents, and a frequently-requested symbol list, to help users quickly locate symbols
- symbol tables rewritten to list the symbols in alphabetical order
- appendices to provide additional information relevant to using symbols in \LaTeX
- tables showing how to typeset all of the characters in the ASCII and Latin 1 font encodings

Furthermore, the internal structure of the document has been completely altered from David’s original version. Most of the changes are geared towards making the document easier to extend, modify, and reformat.

Build characteristics Table 209 lists some of this document’s build characteristics. Most important is the list of packages that \LaTeX couldn’t find, but that `symbols.tex` otherwise would have been able to take advantage of. Complete, prebuilt versions of this document are available from CTAN (<http://www.ctan.org/> or one of its many mirror sites) in the directory `tex-archive/info/symbols/comprehensive`. Table 210 shows the package date (specified in the `.sty` file with `\ProvidesPackage`) for each package that was used to build this document and that specifies a package date. Packages are not listed in any particular order in either Table 209 or 210.

TABLE 209: Document Characteristics

Characteristic	Value
Source file:	<code>symbols.tex</code>
Build date:	September 29, 2003
Symbols documented:	2826
Packages included:	<code>textcomp latexsym amssymb stmaryrd euscript wasysym pifont manfnt bbding undertilde ifsym tipa wsuipa phonetic ulsy ar txfonts mathabx fclfont skak ascii dingbat skull eurosym esvect yfonts ymath esint mathdots trsym universa upgreek overrightarrow chemarr chemarrow nath trfsigns accents nicefrac bm mathrsfs zapfchan bbold mboard dsfont bbm</code>
Packages omitted:	<i>none</i>

TABLE 210: Package versions used in the preparation of this document

Name	Date
textcomp	2000/08/30
latexsym	1998/08/17
amssymb	1996/11/03
stmaryrd	1994/03/03
euscript	1995/01/06
wasysym	1999/05/13
pifont	2000/01/12
manfnt	1999/07/01
bbding	1999/04/15
undertilde	2000/08/08
ifsym	2000/04/18
tipa	2001/12/31
wsuipa	1994/07/16
txfonts	2000/12/15
skak	2003/01/25
dingbat	2001/04/27
skull	2002/01/23
eurosym	1998/08/06
yfonts	2003/01/08
mathdots	2001/02/28
trsym	2000/06/25
universa	98/08/01
upgreek	2003/02/12
chemarr	2001/06/22
accents	2000/08/06
nicefrac	1998/08/04
bm	1999/07/05

References

- [Ber01] Karl Berry. Fontname: Filenames for T_EX fonts, June 2001. Available from <http://www.ctan.org/tex-archive/info/fontname>.
- [Dow00] Michael Downes. Short math guide for L^AT_EX, July 19, 2000. Version 1.07. Available from <http://www.ams.org/tex/short-math-guide.html>.
- [Gib97] Jeremy Gibbons. Hey—it works! *TUGboat*, 18(2):75–78, June 1997. Available from <http://www.tug.org/TUGboat/Articles/tb18-2/tb55works.pdf>.
- [Knu86a] Donald E. Knuth. *The T_EXbook*, volume A of *Computers and Typesetting*. Addison-Wesley, Reading, MA, USA, 1986.
- [Knu86b] Donald E. Knuth. *The METAFONTbook*, volume C of *Computers and Typesetting*. Addison-Wesley, Reading, MA, USA, 1986.
- [Lam86] Leslie Lamport. *L^AT_EX: A document preparation system*. Addison-Wesley, Reading, MA, USA, 1986.
- [L^AT98] L^AT_EX3 Project Team. A new math accent. *L^AT_EX News*. Issue 9, June 1998. Available from <http://www.ctan.org/tex-archive/macros/latex/doc/ltnews09.pdf> (also included in many T_EX distributions).
- [L^AT00] L^AT_EX3 Project Team. L^AT_EX2_ε font selection, January 30, 2000. Available from <http://www.ctan.org/tex-archive/macros/latex/doc/fntguide.ps> (also included in many T_EX distributions).

Index

If you're having trouble locating a symbol, try looking under "T" for "\text...". Many text-mode commands begin with that prefix. Also, accents are shown over/under a black box, e.g., "■" for "\'".

Some symbol entries appear to be listed repeatedly. This happens when multiple packages define identical (or nearly identical) glyphs with the same symbol name.¹⁰

Symbols		alphabets		\APLvert (■) 42	
\" (■) 11		African 8		\apprge (≥) 25	
\# (#) 7, 66		Cyrillic 55		\apprle (≤) 25	
\\$ (\$) 7, 66		Greek 29, 30, 40		\approx (≈) 21	
\% (%) 7, 66		Hebrew 30, 40		\approxeq (≈) 21	
\& (&) 7, 66		math 40		\Aquarius (♒) 42	
\' (■) 11		phonetic 8–10		\aquarius (≈) 42	
(() 32		\alphaup (α) 30		\AR (ℛ) 41	
) () 32		alpine symbols 53		ar (package) 41, 69	
* (*) 18		\amalg (II) 16		\arccos (arccos) 29	
\, 65		ampersand <i>see</i> \&		arcminutes <i>see</i> \prime	
\. (■) 11		\mathcal{MS} 6, 15, 16, 19, 21,		arcseconds <i>see</i> \second	
/ (/) 32		23–26, 29–31, 34, 35, 37, 38,		\arcsin (arcsin) 29	
[(] 32		40, 55, 69		\arctan (arctan) 29	
] ([) 32		amsbsy (package) 66		\arg (arg) 29	
\^ (■) 11		amfonts (package) 16, 21, 23, 26,		\Aries (♈) 42	
\^{ } (^) 67		38, 40		\Aries (♈) 42	
\ () 32		amsmath (package) . . 6, 29, 65		\aries (♈) 42	
\= (■) 11		amssymb (package) 6, 16, 21, 23,		\ArrowBoldDownRight (↘) . . 45	
\={ } (ˆ) 67		26, 38, 40, 69–71		\ArrowBoldRightCircled (↻) 45	
() 32		amstext (package) 58, 59		\ArrowBoldRightShort (↗) . . 45	
_ () 7, 67		\anchor (⚓) 50		\ArrowBoldRightStrobe (⚡) 45	
\{ ({) 7, 32, 67		and <i>see</i> \wedge		\ArrowBoldUpRight (↗) . . . 45	
\} (}) 7, 32, 67		\angle (∠) 38		\Arrownot (⋈) 28	
\' (■) 11		\angle (∠) 38		\arrownot (⋈) 28	
\~ (■) 11		angles 38, 39		arrows 26–28, 45, 55	
\~{ } (˜) 67		\Anglesign (⚡) 39		diagonal, for reducing subex-	
		Ångström unit		pressions 35	
		math mode <i>see</i> \mathring		double-headed, diagonal 59	
		text mode <i>see</i> \AA		extensible 35–37	
		angular minutes <i>see</i> \prime		negated 26, 27	
		angular seconds <i>see</i> \second		\Arrowvert () 32	
		\Ankh (†) 52		\arrowvert () 32	
		\annu (■) 61		Arseneau, Donald 58–61	
		annuities 61		ASCII 6, 8, 43, 66–67, 69	
		APL		table 66	
		modifiers 42		ascii (package) 43, 67, 69	
		symbols 42		\ascnode (∂) 41	
		\APLbox (□) 42		aspect ratio 41	
		\APLcirc (■) 42		\ast (*) 18	
		\APLcomment (ⓐ) 42		\ast (*) 16	
		\APLdown (∇) 42		\Asterisk (*) 18	
		\APLdownarrowbox (⌵) 42		\Asterisk (*) 18	
		\APLinput (□) 42		\AsteriskBold (⚡) 47	
		\APLin (⊞) 42		\AsteriskCenterOpen (⚡) . . 47	
		\APLleftarrowbox (⌵) 42		\AsteriskRoundedEnds (⚡) . 47	
		\APLlog (⊗) 42		asterisks 18, 47, 48	
		\APLminus (−) 42		\AsteriskThin (⚡) 47	
		\APLnot (■) 42		\AsteriskThinCenterOpen (⚡) 47	
		\APLrightarrowbox (⌵) 42			
		\APLstar (*) 42			
		\APLup (Δ) 42			
		\APLuparrowbox (⌶) 42			

¹⁰This occurs frequently between amssymb and mathabx, for example.

astrological symbols	42	<code>\bbbeta</code> (β)	40	<code>\BigDiamondshape</code> (\diamond)	48
astronomical symbols	41, 42	<code>\Bbbk</code> (\mathbb{k})	31	<code>\BigHBar</code> ($\overline{\text{H}}$)	48
<code>\astrosun</code> (\odot)	41	<code>bbding</code> (package)	45–47, 49, 50, 56, 69, 70	<code>\biginterleave</code> (\lll)	19
<code>\asymp</code> (\asymp)	21	<code>\bbdollar</code> ($\mathbb{\$}$)	40	<code>\BigLowerDiamond</code> (\blacklozenge)	48
<code>\atan</code> (atan)	65	<code>\bbetter</code> ($\overline{\text{F}}$)	54	<code>\bignplus</code> (\mathbb{H})	19
<code>\ataribox</code> (\boxtimes)	51	<code>\bbeuro</code> (€)	40	<code>\bigoaasterisk</code> (⊗)	19
<code>\AtForty</code> (Ⓣ)	52	<code>\bbfinalnun</code> (\mathbb{N})	40	<code>\bigobackslash</code> (⊘)	19
<code>\AtNinetyFive</code> (Ⓣ)	52	<code>\bbgamma</code> ($\mathbb{\gamma}$)	40	<code>\bigobot</code> (⊕)	19
atomic math objects	29, 65	<code>bbgreekl</code> (<code>mathbbol</code> package option)	40	<code>\bigocirc</code> (⊙)	19
<code>\AtSixty</code> (Ⓣ)	52	<code>bbm</code> (package)	40, 69	<code>\bigocoasterisk</code> (⊗)	19
<code>\autoleftarrow</code> ($\overleftarrow{\text{■}}$)	36	<code>\bbnabla</code> (∇)	40	<code>\bigodiv</code> (⊖)	19
<code>\autoleftrightarpoons</code> ($\overleftrightarrow{\text{■}}$)	36	<code>bbold</code> (package)	40, 69	<code>\bigodot</code> (⊙)	18
<code>\autorightarrow</code> ($\overrightarrow{\text{■}}$)	36	<code>\bbpe</code> (Ⓜ)	40	<code>\bigoleft</code> (⊕)	19
<code>\autorigtleftharpoons</code> ($\overleftrightarrow{\text{■}}$)	36	<code>\bbqof</code> (\mathbb{P})	40	<code>\bigominus</code> (⊖)	19
		<code>\bbslash</code> ($\mathbb{\backslash}$)	17	<code>\bigoplus</code> (⊕)	18
		<code>\bbyod</code> (Ⓜ)	40	<code>\bigoright</code> (⊕)	19
		<code>\bdecisive</code> (--)	54	<code>\bigoslash</code> (⊘)	19
		<code>\Beam</code> (==)	43	<code>\bigotimes</code> (⊗)	18
		<code>\Bearing</code> (Δ)	43	<code>\bigotop</code> (⊕)	19
		<code>\because</code> (\therefore)	21	<code>\bigotriangleup</code> (⊕)	19
		<code>\BEL</code> (\bullet)	43	<code>\bigovoid</code> (⊙)	19
B		<code>\bell</code> (\bullet)	51	<code>\bigoparallel</code> (\mathbb{H})	19
<code>\B</code>	8	Berry, Karl	70	<code>\bigplus</code> (+)	19
<code>b</code> (<code>esvect</code> package option)	37	<code>\beta</code> (β)	29	<code>\BigRightDiamond</code> (\blacklozenge)	48
<code>\b</code> (\blacksquare)	11	<code>\betaup</code> (β)	30	<code>\bigsqcap</code> (\sqcap)	19
<code>\babygamma</code> (γ)	10	<code>\beth</code> (\beth)	30	<code>\bigsqcapplus</code> (\mathbb{H})	20
<code>\backepsilon</code> (ϵ)	21	<code>\betteris</code> (⊂)	54	<code>\bigsqcup</code> (\sqcup)	18
<code>\backprime</code> (V)	38	<code>\between</code> (⊘)	22	<code>\bigsqcupplus</code> (\mathbb{H})	20
<code>\backsim</code> (\sim)	21	<code>\between</code> (⊘)	21	<code>\BigSquare</code> (\square)	48
<code>\backstimeq</code> (\simeq)	21	<code>\Bicycle</code> (Ⓜ)	49	<code>\bigstar</code> (\star)	18
<code>\backslash</code> (\backslash)	32, 38	<code>\bigast</code> (\ast)	18	<code>\bigstar</code> (\star)	38
banana brackets		<code>\bigbox</code> (\square)	19	<code>\bigtimes</code> (\times)	19
<i>see</i> <code>\llparentthesis and \rrparentthesis</code>		<code>\bigboxasterisk</code> (⊗)	19	<code>\BigTriangleDown</code> (∇)	48
<code>\bar</code> ($\overline{\text{■}}$)	34	<code>\bigboxbackslash</code> (⊗)	19	<code>\bigtriangledown</code> (∇)	19
<code>\barb</code> (Ⓜ)	10	<code>\bigboxbot</code> (⊕)	19	<code>\bigtriangledown</code> (∇ vs. ∇)	56
<code>\bard</code> (Ⓜ)	10	<code>\bigboxcirc</code> (⊕)	19	<code>\bigtriangledown</code> (∇)	16
<code>\bari</code> (Ⓜ)	10	<code>\bigboxcoasterisk</code> (⊗)	19	<code>\BigTriangleLeft</code> (\triangleleft)	48
<code>\barin</code> (Ⓜ)	31	<code>\bigboxdiv</code> (⊕)	19	<code>\BigTriangleRight</code> (\triangleleft)	48
<code>\barj</code> (Ⓜ)	10	<code>\bigboxdot</code> (⊕)	19	<code>\BigTriangleUp</code> (\triangleleft)	48
<code>\barl</code> (Ⓜ)	10	<code>\bigboxleft</code> (⊕)	19	<code>\bigtriangleup</code> (\triangleleft)	19
<code>\barlambda</code> (λ)	10	<code>\bigboxminus</code> (⊕)	19	<code>\bigtriangleup</code> (\triangleleft vs. \triangleleft)	56
<code>\barleftharpoon</code> (⊕)	28	<code>\bigboxplus</code> (⊕)	19	<code>\bigtriangleup</code> (\triangleleft)	16
<code>\baro</code> (ϕ vs. θ)	56	<code>\bigboxright</code> (⊕)	19	<code>\biguplus</code> (⊕)	18
<code>\baro</code> (ϕ)	17	<code>\bigboxslash</code> (⊕)	19	<code>\bigvarstar</code> (\star)	18
<code>\baro</code> (θ)	10	<code>\bigboxtimes</code> (⊕)	19	<code>\BigVBar</code> (⊕)	48
<code>\barp</code> (Ⓜ)	10	<code>\bigboxtop</code> (⊕)	19	<code>\bigvee</code> (\vee)	18
barred letters	57	<code>\bigboxtriangleup</code> (⊕)	19	<code>\bigwedge</code> (\wedge)	18
<code>\barrightharpoon</code> (⊕)	28	<code>\bigboxvoid</code> (\square)	19	<code>\binampersand</code> ($\&$)	17
<code>\barsci</code> (Ⓜ)	10	<code>\bigcap</code> (\cap)	18	binary operators	16–18
<code>\baru</code> (Ⓜ)	10	<code>\bigcirc</code> (⊙)	16	binary relations	21–25
<code>\barwedge</code> (π)	18	<code>\BigCircle</code> (⊙)	48	negated	21–23
<code>\barwedge</code> (λ)	16	<code>\bigcoast</code> (\ast)	18	<code>\bindasrepm</code> (Ⓜ)	17
<code>\Bat</code> (Ⓜ)	52	<code>\bigcomplementop</code> (⊕)	19	<code>\Biohazard</code> (Ⓜ)	44
<code>\baucircle</code> (\bullet)	49	<code>\BigCross</code> (⊗)	48	biological symbols	43
<code>\baufoms</code> (⊕)	52	<code>\bigcup</code> (\cup)	18	bishop	<i>see</i> chess symbols
<code>\bauhead</code> (Ⓜ)	52	<code>\bigcurlyvee</code> (\vee)	19	<code>\bishoppair</code> (⊕)	54
<code>\bausquare</code> (\blacksquare)	49	<code>\bigcurlyvee</code> (\vee)	19	blackboard bold	<i>see</i> alphabets, math
<code>\bautriangle</code> (\blacktriangle)	49	<code>\bigcurlywedge</code> (\wedge)	19	<code>\blackdiamond</code> (\blacklozenge)	18
<code>\bbalpha</code> (α)	40	<code>\bigcurlywedge</code> (\wedge)	19		
<code>\bbar</code> (b)	57				

<code>\blacklozenge</code> (◆)	38
<code>\blacksmiley</code> (☺)	51
<code>\blacksquare</code> (■)	38
<code>\blacktriangle</code> (▲)	38
<code>\blacktriangledown</code> (▼)	18
<code>\blacktriangledown</code> (▼)	38
<code>\blacktriangleleft</code> (◀)	18
<code>\blacktriangleleft</code> (◀)	25
<code>\blacktriangleright</code> (▶)	18
<code>\blacktriangleright</code> (▶)	25
<code>\blacktriangleup</code> (▲)	18
blank	<i>see</i> <code>\textblank</code>
<code>\Bleech</code> (△)	52
<code>\blitza</code> (⚡)	16, 28
<code>\blitzb</code> (⚡)	28
<code>\blitzc</code> (⚡)	28
<code>\blitzd</code> (⚡)	28
<code>\blitze</code> (⚡)	28
<code>bm</code> (package)	66, 69, 70
<code>\bm</code>	66
<code>\bmod</code>	29
body-text symbols	7–15
bold symbols	65–66
<code>\boldmath</code>	66
<code>\boldsymbol</code>	66
born	<i>see</i> <code>\textborn</code>
<code>\bot</code> (⊥)	16, 30, 58
<code>\botdoteq</code> (≐)	22
<code>\Bouquet</code> (🌹)	52
<code>\Bowtie</code> (⌘)	51
<code>\bowtie</code> (⌘)	21
<code>\Box</code> (◻)	38
<code>\Box</code> (◻)	38
<code>\boxast</code> (⊠)	17
<code>\boxasterisk</code> (⊠)	18
<code>\boxbackslash</code> (⧛)	18
<code>\boxbar</code> (⊠)	17
<code>\boxbot</code> (⊠)	18
<code>\boxbox</code> (⊠)	17
<code>\boxslash</code> (⧛)	17
<code>\boxcirc</code> (⊠)	18
<code>\boxcircle</code> (⊠)	17
<code>\boxcoasterisk</code> (⊠)	18
<code>\boxdiv</code> (⊠)	18
<code>\boxdot</code> (◻)	18
<code>\boxdot</code> (◻)	16, 17
<code>\boxdotLeft</code> (◻)	27
<code>\boxdotleft</code> (◻)	27
<code>\boxdotRight</code> (◻)	27
<code>\boxdotright</code> (◻)	27
<code>\boxempty</code> (◻)	17
<code>\boxLeft</code> (◻)	27
<code>\boxleft</code> (◻)	18
<code>\boxleft</code> (◻)	27
<code>\boxminus</code> (◻)	18
<code>\boxminus</code> (◻)	16
<code>\boxplus</code> (⊞)	18
<code>\boxplus</code> (⊞)	16
<code>\boxRight</code> (◻)	27
<code>\boxright</code> (◻)	18
<code>\boxright</code> (◻)	27
<code>\boxslash</code> (⧛)	18
<code>\boxslash</code> (⧛)	17

<code>\boxtimes</code> (⊠)	18
<code>\boxtimes</code> (⊠)	16
<code>\boxtop</code> (⊠)	18
<code>\boxtriangleup</code> (⊠)	18
<code>\boxvoid</code> (◻)	18
<code>\boy</code> (♂)	42
<code>\braceleft</code> (⌊)	61
<code>\bracerd</code> (⌋)	61
<code>\bracevert</code> ()	32
brackets	<i>see</i> delimiters
braket (package)	32
<code>\breve</code> (◌̆)	34
<code>\brokenvert</code> (⋈)	51
Bronger, Torsten	58
<code>\BS</code> (■)	43
<code>\BSEfree</code> (☞)	44
<code>\bullet</code> (•)	16
bullseye	<i>see</i> <code>\textbullseye</code>
<code>\Bumpedeq</code> (⊅)	22
<code>\bumpedeq</code> (⊅)	22
<code>\Bumpeq</code> (≈)	21
<code>\bumpeq</code> (≈)	21
<code>\bupperhand</code> (☞)	54
C	
c (esvect package option)	37
<code>\c</code> (■)	11, 68
calrsfs (package)	40
<code>\CAN</code> (↑)	43
cancel (package)	35
<code>\Cancer</code> (☞)	42
<code>\cancer</code> (☞)	42
<code>\Cap</code> (⋈)	16
<code>\cap</code> (∩)	18
<code>\cap</code> (∩)	16
<code>\Capricorn</code> (♊)	42
<code>\capricornus</code> (♊)	42
card suits	38, 50
cardinality	<i>see</i> <code>\aleph</code>
care of (c/o)	39
caret	<i>see</i> <code>\^</code>
Carlisle, David	1, 69
carriage return	43, 50, 55, <i>see</i> also <code>\hookleftarrow</code>
<code>\carriagereturn</code> (␣)	50
castle	<i>see</i> chess symbols
catamorphism	<i>see</i> <code>\llparenthesis</code> and <code>\rrparenthesis</code>
<code>\cdot</code> (·)	16, 57
<code>\cdotp</code> (·)	37
<code>\cdots</code> (⋯)	37
Cedi	<i>see</i> <code>\textcolonmonetary</code>
cedilla	<i>see</i> accents
<code>\celsius</code> (°C)	39
<code>\Celtcross</code> (☩)	52
<code>\cent</code> (¢)	14
<code>\centerdot</code> (⋅)	18
<code>\centerdot</code> (⋅)	16
<code>\centre</code> (⊞)	54
cents	<i>see</i> <code>\textcent</code>
<code>\CEsign</code> (€)	44

<code>\changenotsign</code>	23
<code>\char</code>	6, 55
<code>\check</code> (▣)	34
check marks	46, 47, 49, 50
<code>\checked</code> (✓)	51
<code>\CheckedBox</code> (☑)	47
<code>\Checkedbox</code> (☑)	49
<code>\Checkmark</code> (✓)	46
<code>\checkmark</code> (✓)	15
<code>\checkmark</code> (✓)	50
<code>\CheckmarkBold</code> (✓)	46
chemarr (package)	36, 69, 70
chemarrow (package)	28, 36, 69
<code>\chemarrow</code> (→)	28
chess symbols	54
<code>\chi</code> (χ)	29
<code>\chiup</code> (χ)	30
<code>\circ</code> (○)	16, 39
<code>\circeq</code> (≐)	22
<code>\circeq</code> (≐)	21
<code>\CIRCLE</code> (●)	51
<code>\Circle</code> (○)	48
<code>\Circle</code> (○ vs. ○)	56
<code>\Circle</code> (○)	51
<code>\circlearrowleft</code> (↺)	27
<code>\circlearrowleft</code> (↺)	26
<code>\circlearrowright</code> (↻)	27
<code>\circlearrowright</code> (↻)	26
circled numbers	47
<code>\CircledA</code> (Ⓐ)	52
<code>\circledast</code> (⊛)	16
<code>\circledbar</code> (⊞)	17
<code>\circledbslash</code> (⊞)	17
<code>\circledcirc</code> (⊚)	16
<code>\circleddash</code> (⊞)	16
<code>\circleddot</code>	<i>see</i> <code>\odot</code>
<code>\circleddotleft</code> (↶)	27
<code>\circleddotright</code> (↷)	27
<code>\circledgtr</code> (⊚)	22
<code>\circledless</code> (⊚)	22
<code>\circledminus</code>	<i>see</i> <code>\ominus</code>
<code>\circledotleft</code>	<i>see</i> <code>\circleddotleft</code>
<code>\circledotright</code>	<i>see</i> <code>\circleddotright</code>
<code>\circleddotright</code>	<i>see</i> <code>\circleddotright</code>
<code>\circledplus</code>	<i>see</i> <code>\oplus</code>
<code>\circledR</code> (®)	15, 31
<code>\circledS</code> (Ⓢ)	31
<code>\circledslash</code>	<i>see</i> <code>\oslash</code>
<code>\circledtimes</code>	<i>see</i> <code>\otimes</code>
<code>\circledvee</code> (⊞)	17
<code>\circledwedge</code> (⊞)	17
<code>\circleleft</code> (←○)	27
<code>\circleleft</code> (←○)	27
<code>\circleleft</code> (←○)	27
circles	48, 49, 51
<code>\CircleShadow</code> (○)	49
<code>\CircleSolid</code> (●)	49
<code>\Circpipe</code> (⊞)	43
<code>\cirplus</code> (⊞)	18
<code>\Circsteel</code> (●)	43
circumflex	<i>see</i> accents

<code>\CleaningA</code> (ⓐ)	52	<code>\CR</code> (♯)	43	<code>\dagger</code> (†)	16
<code>\CleaningF</code> (ⓑ)	52	<code>\Cross</code> (×)	48	<code>\daleth</code> (℧)	30
<code>\CleaningFF</code> (Ⓒ)	52	<code>\Cross</code> († vs. † vs. ×)	56	dangerous bend symbols	49
<code>\CleaningP</code> (ⓐ)	52	<code>\Cross</code> (†)	52	<code>\dasharrow</code>	<i>see</i>
<code>\CleaningPP</code> (ⓐ)	52	<code>\Cross</code> (†)	46	<code>\dashrightarrow</code>	
<code>\clickb</code> (ⓐ)	10	<code>\crossb</code> (ⓑ)	10	<code>\dashint</code> (f)	58
<code>\clickc</code> (Ⓒ)	10	<code>\CrossBoldOutline</code> (†)	46	<code>\dashleftarrow</code> (←)	26
<code>\clickt</code> (†)	10	<code>\CrossClowerTips</code> (†)	46	<code>\dashleftarrow</code> (↔)	27
<code>\clock</code> (ⓐ)	51	<code>\crossd</code> (d)	10	<code>\dashrightarrow</code> (→)	26
clock symbols	53	<code>\Crossedbox</code> (ⓐ)	49	<code>\DashV</code> (≡)	22
<code>\Clocklogo</code> (ⓐ)	49	crosses	46, 52	<code>\Dashv</code> (≡)	22
<code>\closedniomega</code> (ω)	10	<code>\crossh</code> (h)	10	<code>\dashv</code> (⊥)	21
<code>\closedrepspsilon</code> (ε)	10	<code>\CrossMaltese</code> (ⓐ)	46	<code>\dashVv</code> (≡)	22
<code>\Cloud</code> (☁)	53	<code>\crossnilambda</code> (λ)	10	<code>\davidstar</code> (☆)	47
clovers	47, 48	<code>\CrossOpenShadow</code> (†)	46	<code>\DavidStar</code> (☆)	47
clubs (suit)	38, 50	<code>\CrossOutline</code> (†)	46	<code>\DavidStarSolid</code> (★)	47
<code>\clubsuit</code> (♣)	38	crucifixes	46, 52	<code>\dbar</code> (đ)	57
<code>\coAsterisk</code> (✱)	18	<code>\csc</code> (csc)	29	<code>\dbend</code> (↷)	49
<code>\coasterisk</code> (✱)	18	CTAN <i>see</i> Comprehensive T _E X		<code>\DCa</code> (ⓐ)	43
<code>\Coffeecup</code> (☕)	49	Archive Network		<code>\DCb</code> (†)	43
<code>\colon</code>	37	<code>\Cube</code>	53, 55	<code>\DCc</code> (!!)	43
<code>\colon (:)</code>	37	cube root	<i>see</i> <code>\sqrt</code>	<code>\DCd</code> (¶)	43
<code>\Colonapprox</code> (≈)	22	<code>\Cup</code> (∪)	16	<code>\ddag</code> (‡)	7
<code>\colonapprox</code> (≈)	22	<code>\cup</code> (∪)	18	<code>\ddagger</code> (‡)	16
<code>\Coloneq</code> (≡)	22	<code>\cup</code> (∪)	16, 57, 65	<code>\ddashint</code> (f)	58
<code>\coloneq</code> (≡)	22	<code>\curlyc</code> (ε)	10	<code>\ddddot</code> (⋮)	34
<code>\coloneq</code> (≡)	22	<code>\curlyeqprec</code> (≲)	22	<code>\ddot</code> (¨)	34
<code>\Coloneqq</code> (≐)	22	<code>\curlyeqprec</code> (≲)	21	<code>\ddots</code> (⋮)	37, 59, 60
<code>\coloneqq</code> (≐)	16, 22	<code>\curlyeqsucc</code> (≳)	22	<code>\DeclareFontFamily</code>	64
<code>\Colonsim</code> (≈)	22	<code>\curlyeqsucc</code> (≳)	21	<code>\DeclareFontShape</code>	64
<code>\colonsim</code> (≈)	22	<code>\curlyeqsucc</code> (≳)	21	<code>\DeclareMathOperator</code>	65
<code>\comment</code> (RR)	54	<code>\curlyesh</code> (f)	10	<code>\DeclareMathOperator*</code>	65
communication symbols	43	<code>\curlyvee</code> (∨)	18	<code>\declareslashed</code>	58
<code>comp.text.tex</code> (newsgroup)	6, 16, 57–61	<code>\curlyvee</code> (∨)	16	definite-description operator (ι)	
<code>\compensation</code> (ⓐ)	54	<code>\curlyveedownarrow</code> (∕)	17 57	
<code>\complement</code> (Ⓒ)	31	<code>\curlyveeuparrow</code> (∕)	17	definition symbols	16, 61
<code>\complement</code> (Ⓒ)	31	<code>\curlywedge</code> (∧)	18	<code>\deg</code> (deg)	29
complex numbers (ℂ)	<i>see</i>	<code>\curlywedge</code> (∧)	16	<code>\degree</code> (°)	39
alphabets, math		<code>\curlywedgedownarrow</code> (∕)	17	<code>\degree</code> (°)	39
Comprehensive T _E X Archive Net-		<code>\curlywedgedownarrow</code> (∕)	17	degrees	<i>see</i> <code>\textdegree</code>
work	1, 6, 40, 67, 69	<code>\curlywedgeuparrow</code> (∧)	17	<code>\DEL</code> (Δ)	43
computer hardware symbols	43	<code>\curlyyogh</code> (ȝ)	10	<code>\Deleatur</code>	<i>see</i> <code>\Denarius</code>
<code>\ComputerMouse</code> (ⓐ)	43	<code>\curlyz</code> (z)	10	delimiters	31–33
<code>\cong</code> (≅)	21	<code>\currency</code> (¤)	14	text-mode	33
<code>\conjunction</code> (∩)	42	currency symbols	13, 14, 40	variable-sized	32, 33
contradiction symbols	16, 28	<code>\curvearrowleft</code> (↶)	27	<code>\Delta</code> (Δ)	29
control characters	43	<code>\curvearrowleft</code> (↶)	27	<code>\delta</code> (δ)	29
<code>\convolution</code> (∗)	18	<code>\curvearrowleft</code> (↶)	26	<code>\deltaup</code> (δ)	30
<code>\coprod</code> (∏)	18	<code>\curvearrowright</code> (↷)	27	<code>\Denarius</code> (ⓐ)	14
<code>\copyright</code> (©)	7	<code>\curvearrowright</code> (↷)	27	<code>\dental</code> (♠)	12
<code>\corner</code> (⌋)	13	<code>\curvearrowright</code> (↷)	26	derivitive, partial	<i>see</i> <code>\partial</code>
<code>\Corresponds</code> (≅)	39	<code>\Cutleft</code> (≲)	45	<code>\descnode</code> (ℳ)	41
<code>\corresponds</code> (≅)	22	<code>\Cutline</code> (---)	45	<code>\det</code> (det)	29
<code>\cos</code> (cos)	29, 65	cutoff subtraction	<i>see</i> <code>\dotdiv</code>	<code>\devadvantage</code> (Ⓒ)	54
<code>\cosh</code> (cosh)	29	<code>\Cutright</code> (≳)	45	<code>\Dfourier</code> (↶)	23
<code>\cot</code> (cot)	29	D		<code>\dfourier</code> (↶)	23
<code>\coth</code> (coth)	29	d (esvect package option)	37	<code>\DFT</code> (—)	34
<code>\counterplay</code> (≡)	54	<code>\d</code> (♠)	11	<code>\dft</code> (—)	34
Courier (PostScript font)	14	<code>\dag</code> (†)	7	<code>\DH</code> (D)	8
CP1252	67				

\backslash DH (D) 8
 \backslash dh (δ) 8
 \backslash dh (δ) 8
 diacritics *see* accents
 diæresis *see* accents
 \backslash diagdown (\searrow) 39
 \backslash diagdown (\searrow) 38
 \backslash diagonal (\nearrow) 54
 \backslash diagup (\swarrow) 39
 \backslash diagup (\swarrow) 38
 \backslash diameter (\emptyset) 39
 \backslash diameter (\varnothing) 51
 \backslash Diamond (\diamond) 38
 \backslash Diamond (\diamond) 38
 \backslash diamond (\diamond) 16
 \backslash Diamondblack (\blacklozenge) 38
 \backslash Diamonddot (\diamond) 38
 \backslash DiamonddotLeft (\leftleftarrows) 27
 \backslash DiamonddotLeft (\leftleftarrows) 27
 \backslash DiamonddotRight (\rightrightarrows) 27
 \backslash DiamonddotRight (\rightrightarrows) 27
 \backslash DiamondLeft (\leftleftarrows) 27
 \backslash DiamondRight (\rightrightarrows) 27
 \backslash Diamondright (\rightrightarrows) 27
 diamonds 48, 49
 diamonds (suit) 38, 50
 \backslash DiamondShadowA (\diamond) 48
 \backslash DiamondShadowB (\diamond) 48
 \backslash DiamondShadowC (\diamond) 48
 \backslash Diamondshape (\diamond) 48
 \backslash DiamondSolid (\blacklozenge) 49
 \backslash diamondsuit (\diamond) 38
 \backslash diatop 13, 60
 \backslash diaunder 13, 60
 dice 53, 55
 dictionary symbols . *see* phonetic symbols
 died *see* \backslash textdied
 differential, inexact . *see* \backslash dbar
 \backslash digamma (\mathcal{F}) 29
 digits 39
 circled 47
 LCD 41
 Mayan 39
 old-style 14
 segmented 41
 \backslash dim (dim) 29
 \backslash ding 8, 45–50
 \backslash dingautolist 47
 \backslash dingbat (package) 45, 46, 50, 56, 69, 70
 \backslash dingbat symbols 45–50
 discount ... *see* \backslash textdiscount
 \backslash displaystyle 58, 60, 65
 ditto marks . *see* \backslash textquotedbl
 \backslash div (\div) 16
 \backslash divdot (\div) 18
 \backslash divideontimes (\ast) 18
 \backslash divideontimes (\ast) 16
 \backslash divides (\mid) 22

division 16, 35
 division times *see*
 \backslash divideontimes
 divorced ... *see* \backslash textdivorced
 \backslash DJ (D) 8
 \backslash dj (d) 8
 \backslash dlbari (t) 10
 \backslash DLE (\blacktriangleright) 43
 \backslash dlsh (\blacktriangleleft) 27
 does not divide *see* \backslash nmid
 does not exist ... *see* \backslash nexists
 dollar *see* \backslash textdollar
 dollar sign *see* \backslash \$
 \backslash Dontwash (t) 52
 \backslash dot (\bullet) 34
 dot symbols 37, 38
 \backslash dotcup (\cup) 57
 \backslash dotdiv (\div) 18
 \backslash Doteq *see* \backslash doteqdot
 \backslash doteq (\doteq) 21
 \backslash doteqdot (\doteq) 21
 dotless i (\imath)
 math mode 34, 38
 text mode 11
 dotless j (\jmath)
 math mode 34, 38
 text mode 11
 \backslash dotplus ($\dot{+}$) 18
 \backslash dotplus ($\dot{+}$) 16
 \backslash dots (...) 7
 dots (ellipses) . 7, 37, 38, 59–60
 \backslash dotsb (...) 37
 \backslash dotsc (...) 37
 \backslash dotseq (\doteq) 22
 \backslash dotsi (...) 37
 \backslash dotsint ($\int \cdots \int$) 20
 \backslash dotsm (...) 37
 \backslash dotso (...) 37
 dotted union ($\dot{\cup}$) 65
 \backslash dottimes ($\dot{\times}$) 18
 \backslash double 33
 \backslash doublebarwedge ($\overline{\wedge}$) 18
 \backslash doublebarwedge ($\overline{\wedge}$) 16
 \backslash doublecap *see* \backslash Cap
 \backslash doublecap (\cap) 18
 \backslash doublecup *see* \backslash Cup
 \backslash doublecup (\cup) 18
 \backslash doublepawns (\wp) 54
 \backslash DOWNarrow (\blacktriangledown) 51
 \backslash Downarrow (\Downarrow) 26, 32
 \backslash downarrow 65
 \backslash downarrow (\downarrow) 26, 32
 \backslash downbracketfill 61
 \backslash downdownarrows (\Downarrow) 27
 \backslash downdownarrows (\Downarrow) 26
 \backslash downdownharpoons (\Downarrow) 28
 Downes, Michael J. 29, 70
 \backslash downharpoonleft (\blacktriangleright) 28
 \backslash downharpoonleft (\blacktriangleright) 26
 \backslash downharpoonright (\blacktriangleleft) 28
 \backslash downharpoonright (\blacktriangleleft) 26
 \backslash downp (v) 13

\backslash downparentfill 61
 \backslash downt (τ) 13
 \backslash downtouparrow (\Uparrow) 27
 \backslash downuparrows (\Updownarrow) 27
 \backslash downupharpoons (\Updownarrow) 28
 \backslash drsh (\blacktriangleleft) 27
 dsfont (package) 40, 69
 \backslash dz (d) 10

E
 e (esvect package option) ... 37
 \backslash e (e) 31
 ε -TeX 32
 \backslash Earth (\oplus) 42
 \backslash Earth (δ) 42
 \backslash earth (δ) 41
 \backslash Ecommerce (e) 14
 \backslash EightAsterisk (\ast) 47
 \backslash EightFlowerPetal (f) 47
 \backslash EightFlowerPetalRemoved (\ast)
 47
 \backslash eighthnote (f) 51
 \backslash EightStar (\ast) 47
 \backslash EightStarBold (\ast) 47
 \backslash EightStarConvex (\ast) 47
 \backslash EightStarTaper (\ast) 47
 \backslash ejective (p) 10
 electrical symbols 41
 electromotive force (\mathcal{E}) *see*
 alphabets, math
 \backslash ell (ℓ) 30
 \backslash Ellipse (\bigcirc) 49
 ellipses (dots) . 7, 37, 38, 59–60
 ellipses (ovals) 49
 \backslash EllipseShadow (\bigcirc) 49
 \backslash EllipseSolid (\bullet) 49
 \backslash EM (d) 43
 \backslash Email (e) 43
 \backslash Emailct (e) 43
 \backslash engma (m) 10
 \backslash emptyset (\emptyset) 38
 end of proof 38
 \backslash ending (\perp) 54
 \backslash eng (m) 10
 engineering symbols 41, 43
 \backslash engma (m) 10
 \backslash ENQ (e) 43
 entails *see* \backslash models
 enter *see* carriage return
 \backslash Envelope (e) 50
 \backslash enya (m) 10
 \backslash EOT (e) 43
 \backslash epsi (ε) 10
 \backslash epsilon (ϵ) 29
 \backslash epsilonup (ϵ) 30
 \backslash eqbumped (\varr) 22
 \backslash eqcirc (e) 22
 \backslash eqcirc (e) 21
 \backslash Eqcolon (e) 22
 \backslash eqcolon (e) 22

<code>\eqcolon</code> (=:)	22	<code>\fatslash</code> (//)	17	<code>\FilledTriangleUp</code> (▲)	48
<code>\Eqqcolon</code> (=:)	22	<code>\FAX</code> (FAX)	43	<code>\FilledWeakRainCloud</code> (☁)	53
<code>\eqqcolon</code> (=)	22	<code>\fax</code> (fax)	43	<code>\fint</code> (f)	20
<code>\eqsim</code> (≈)	22	<code>\Faxmachine</code> (☎)	43	<code>\fint</code> (f)	20
<code>\eqslantgtr</code> (≳)	25	<code>fc</code> (package)	8, 11	<code>\Finv</code> (∓)	31
<code>\eqslantgtr</code> (≲)	24	<code>fclfont</code> (package)	69	<code>\Finv</code> (∓)	31
<code>\eqslantless</code> (≲)	25	<code>feet</code>	<i>see</i> <code>\prime</code> and <code>\textquotesingle</code>	<code>\Fire</code> (🔥)	53
<code>\eqslantless</code> (≲)	24			<code>fish hook</code>	<i>see</i> <code>\strictif</code>
<code>\equal</code> (=)	54	<code>\FEMALE</code> (♀)	43	<code>\FiveFlowerOpen</code> (🌸)	47
<code>\equalsfill</code>	16, 61	<code>\Female</code> (♀)	43	<code>\FiveFlowerPetal</code> (🌸)	47
<code>equilibrium</code>	<i>see</i>	<code>\female</code> (♀)	43	<code>\FiveStar</code> (★)	47
	<code>\rightleftharpoons</code>	<code>\FemaleFemale</code> (♀♀)	43	<code>\FiveStarCenterOpen</code> (☆)	47
<code>\equiv</code> (≡)	16, 21	<code>\FemaleMale</code> (♀♂)	43	<code>\FiveStarConvex</code> (★)	47
<code>\er</code> (æ)	10	<code>Feynman slashed character notation</code>	58	<code>\FiveStarLines</code> (☆)	47
<code>\ESC</code> (←)	43	<code>\FF</code> (♀)	43	<code>\FiveStarOpen</code> (☆)	47
<code>escapable characters</code>	7	<code>\FHBOLOGO</code> (🇧🇩)	52	<code>\FiveStarOpenCircled</code> (⊛)	47
<code>\esh</code> (f)	10	<code>\FHBOlogo</code> (🇧🇩)	52	<code>\FiveStarOpenDotted</code> (☆)	47
<code>\esh</code> (J)	10	<code>\file</code> (⇔)	54	<code>\FiveStarOutline</code> (★)	47
<code>esint</code> (package)	20, 69	<code>\FilledBigCircle</code> (●)	48	<code>\FiveStarOutlineHeavy</code> (★)	47
<code>\Estatically</code> (▲)	44	<code>\FilledBigDiamondshape</code> (◆)	48	<code>\FiveStarShadow</code> (☆)	47
<code>estimated</code>	<i>see</i> <code>\textestimated</code>	<code>\FilledBigSquare</code> (■)	48	<code>\Fixedbearing</code> (↯)	43
<code>esvect</code> (package)	37, 69	<code>\FilledBigTriangleDown</code> (▼)	48	<code>\fixedddots</code> (⋯)	37
<code>\eta</code> (η)	29	<code>\FilledBigTriangleLeft</code> (◀)	48	<code>\fixedvdots</code> (⋮)	37
<code>\etaup</code> (η)	30	<code>\FilledBigTriangleRight</code> (▶)	48	<code>fixmath</code> (package)	66
<code>\ETB</code> (‡)	43			<code>\fj</code> (fj)	10
<code>\etc</code> (ll)	54	<code>\FilledBigTriangleUp</code> (▲)	48	<code>\Flag</code> (🚩)	53
<code>\eth</code> (ð)	38	<code>\FilledCircle</code> (●)	48	<code>\flap</code> (r)	10
<code>\eth</code> (ð)	10	<code>\FilledCloud</code> (☁)	53	<code>\flapr</code> (r)	10
<code>\eth</code> (ð)	10	<code>\FilledDiamondShadowA</code> (◆)	48	<code>\flat</code> (b)	38, 51
<code>\ETX</code> (♥)	43	<code>\FilledDiamondShadowC</code> (◆)	48	<code>\Flatsteel</code> (—)	43
<code>eufrak</code> (package)	40	<code>\FilledDiamondshape</code> (◆)	48	<code>florin</code>	<i>see</i> <code>\textflorin</code>
<code>Euler Roman</code>	30	<code>\FilledHut</code> (🏠)	53	<code>flowers</code>	47, 48
<code>\EUR</code> (€)	14	<code>\FilledRainCloud</code> (☁)	53	<code>\Fog</code> (🌫)	53
<code>\EURcr</code> (€)	14	<code>\FilledSectioningDiamond</code> (⬠)	53	<code>font encodings</code>	6
<code>\EURdig</code> (€)	14			7-bit	6
<code>\EURhv</code> (€)	14	<code>\FilledSmallCircle</code> (●)	48	8-bit	6
<code>\euro</code>	14	<code>\FilledSmallDiamondshape</code> (◆)	48	ASCII	69
<code>euro signs</code>	14			document	67
blackboard bold	40	<code>\FilledSmallSquare</code> (■)	48	Latin 1	69
<code>eurosym</code> (package)	14, 69, 70	<code>\FilledSmallTriangleDown</code> (▼)	48	limiting scope of	6
<code>\EURtm</code> (€)	14			LY1	6
<code>euscript</code> (package)	40, 69, 70	<code>\FilledSmallTriangleLeft</code> (◀)	48	OT1	6, 8, 11, 66, 67
<code>evaluated at</code> (l)	32			OT2	55
<code>exclusive or</code>	55	<code>\FilledSmallTriangleRight</code> (▶)	48	T1	6, 8, 11, 67
<code>\exists</code> (∃)	31			T4	8, 11
<code>\exists</code> (∃)	30	<code>\FilledSmallTriangleUp</code> (▲)	48	<code>fontdef.dtx</code> (file)	57, 59
<code>\exp</code> (exp)	29	<code>\FilledSnowCloud</code> (☁)	53	<code>fontenc</code> (package)	6, 8, 11, 67
<code>\Explosionsafe</code> (☢)	44	<code>\FilledSquare</code> (■)	48	<code>\fontencoding</code>	6
<code>extensible accents</code>	35–37, 60–61	<code>\FilledSquareShadowA</code> (■)	48	<code>fonts, PostScript</code>	
<code>extensible arrows</code>	35–37	<code>\FilledSquareShadowC</code> (■)	48	Courier	14
<code>extensible tildes</code>	35, 37	<code>\filledsquarewithdots</code> (■)	50	Helvetica	14
<code>extension characters</code>	28	<code>\FilledSunCloud</code> (☀)	53	Symbol	30, 55
<code>\eye</code> (👁)	50	<code>\FilledTriangleDown</code> (▼)	48	Times	14
<code>\EyesDollar</code> (\$)	14	<code>\FilledTriangleLeft</code> (◀)	48	Type 1	64
		<code>\FilledTriangleRight</code> (▶)	48	Zapf Chancery	40
				Zapf Dingbats	45, 47
F				<code>\Football</code> (⚽)	49
<code>f</code> (esvect package option)	37			<code>\forall</code> (∀)	30
<code>\fallingdotseq</code> (≈)	22				
<code>\fallingdotseq</code> (≈)	21				
<code>\FallingEdge</code> (⌋)	41				
<code>\fatslash</code> (//)	17				
<code>\fatsemi</code> (§)	17				

<code>\Force</code> (↓)	43
<code>\Forward</code> (▶)	52
<code>\ForwardToEnd</code> (▶)	52
<code>\ForwardToIndex</code> (▶▶)	52
<code>\FourAsterisk</code> (✱)	47
<code>\FourCloverOpen</code> (☼)	47
<code>\FourCloverSolid</code> (♣)	47
<code>\Fourier</code> (—○)	23
<code>\fourier</code> (○—)	23
Fourier transform (ℱ)	<i>see</i>
alphabets, math	
<code>\FourStar</code> (◆)	47
<code>\FourStarOpen</code> (◇)	47
<code>\fourth</code> (////)	39
fractions	39
fraktur	<i>see</i> alphabets, math
<code>\frown</code> (∩)	21
<code>\frownie</code> (☺)	51
<code>\Frowny</code> (☹)	52
<code>\FS</code> (L)	43
<code>\FullFHBO</code> (♠)	52
<code>\fullmoon</code> (☾)	42
<code>\fullmoon</code> (○)	41
<code>\fullnote</code> (♮)	51

G

<code>\G</code> (■)	11
<code>g</code> (esvect package option)	37
<code>\Game</code> (⊙)	31
<code>\Game</code> (⊚)	31
<code>\Gamma</code> (Γ)	29
<code>\gamma</code> (γ)	29
<code>\gammaup</code> (γ)	30
<code>\gcd</code> (gcd)	29
<code>\ge</code>	<i>see</i> <code>\geq</code>
<code>\Gemini</code> (♊)	42
<code>\Gemini</code> (♋)	42
<code>\gemini</code> (♌)	42
genealogical symbols	51
<code>\geneuro</code> (€)	14
<code>\geneuronarrow</code> (€)	14
<code>\geneurowide</code> (€)	14
<code>gensymb</code> (package)	39
<code>\Gentsroom</code> (♣)	49
geometric shapes	48, 49
<code>\geq</code> (≥)	25
<code>\geq</code> (≥)	24, 25
<code>\geqq</code> (≥)	25
<code>\geqq</code> (≥)	24
<code>\geqslant</code> (≥)	24
<code>\gets</code>	<i>see</i> <code>\leftarrow</code>
<code>\gg</code> (≫)	25
<code>\gg</code> (≫)	24
<code>\ggcurly</code> (≫)	22
<code>\ggg</code> (≫)	25
<code>\ggg</code> (≫) vs. <code>\gg</code>	56
<code>\ggg</code> (≫)	24
<code>\gggtr</code>	<i>see</i> <code>\ggg</code>
Gibbons, Jeremy	70
<code>\gimel</code> (ג)	30
<code>\girl</code> (♀)	42

<code>\glotstop</code> (ʔ)	10
<code>\glottal</code> (ʔ)	10
<code>\gluon</code> (⊗)	41
<code>\gnapprox</code> (≈)	25
<code>\gnapprox</code> (≈)	24
<code>\gneq</code> (≥)	25
<code>\gneq</code> (≥)	24
<code>\gneqq</code> (≥)	25
<code>\gneqq</code> (≥)	24
<code>\gnsim</code> (≈)	25
<code>\gnsim</code> (≈)	24
graphics (package)	57
graphicx (package)	57
<code>\grave</code> (◌̂)	34
greater-than signs	<i>see</i>
inequalities	
Greek	29, 30
blackboard bold	40
bold	29, 65
upright	30
<code>\GS</code> (↔)	43
<code>\gtrapprox</code> (≈)	25
<code>\gtrapprox</code> (≈)	24
<code>\gtrdot</code> (⋗)	25
<code>\gtrdot</code> (⋗)	24
<code>\gtreqless</code> (≈)	25
<code>\gtreqless</code> (≈)	24
<code>\gtreqqlless</code> (≈)	25
<code>\gtreqqlless</code> (≈)	24
<code>\gtrless</code> (≥)	25
<code>\gtrless</code> (≥)	24
<code>\gtrsim</code> (≥)	25
<code>\gtrsim</code> (≥)	24
<code>\guillemotleft</code> (◀)	8, 68
<code>\guillemotright</code> (▶)	8, 68
<code>\guilsinglleft</code> (◀)	8
<code>\guilsinglright</code> (▶)	8
<code>\gvertneqq</code> (≈)	25
<code>\gvertneqq</code> (≈)	24

H

<code>\H</code> (■)	11
<code>h</code> (esvect package option)	37
háček	<i>see</i> accents
<code>\Hail</code> (☼)	53
<code>\HalfCircleLeft</code> (◐)	49
<code>\HalfCircleRight</code> (◑)	49
<code>\HalfFilledHut</code> (◒)	53
<code>\halflength</code> (◌̇)	13
<code>\halfnote</code> (♩)	51
<code>\HalfSun</code> (☀)	53
Hamiltonian (ℋ)	<i>see</i> alphabets, math
<code>\HandCuffLeft</code> (☞)	46
<code>\HandCuffLeftUp</code> (☞)	46
<code>\HandCuffRight</code> (☜)	46
<code>\HandCuffRightUp</code> (☜)	46
<code>\HandLeft</code> (☞)	46
<code>\HandLeftUp</code> (☞)	46
<code>\HandPencilLeft</code> (☞)	46

<code>\HandRight</code> (☞)	46
<code>\HandRightUp</code> (☞)	46
hands	46
<code>\Handwash</code> (☞)	52
harpoons	26, 28
<code>\hash</code> (#)	39
hash mark	<i>see</i> <code>\#</code>
<code>\hat</code> (◌̂)	34
<code>\hausab</code> (B)	10
<code>\hausab</code> (b)	10
<code>\hausad</code> (D)	10
<code>\hausad</code> (d)	10
<code>\hausak</code> (K)	10
<code>\hausak</code> (k)	10
<code>\HBar</code> (—)	48
<code>\hbar</code> (ℏ)	30, 31, 57
<code>\Heart</code> (♥)	52
hearts (suit)	38, 50
<code>\heartsuit</code> (♥)	38
Hebrew	30, 40
Helvetica (PostScript font) ..	14
<code>\HERMAPHRODITE</code> (♁)	43
<code>\Hermaphrodite</code> (♁)	43
<code>\hexagon</code> (◻)	48
<code>\Hexasteel</code> (♣)	43
<code>\hexstar</code> (✳)	47
<code>\HF</code> (≈)	41
Hilbert space (ℋ)	<i>see</i> alphabets, math
<code>\hill</code> (■)	13
<code>\hksqrt</code> (√◻)	59
Holt, Alexander	1, 69
<code>\hom</code> (hom)	29
<code>\hookb</code> (b)	10
<code>\hookd</code> (d)	10
<code>\hookd</code> (d)	10
<code>\hookg</code> (g)	10
<code>\hookh</code> (h)	10
<code>\hookheng</code> (h)	10
<code>\hookleftarrow</code> (↔)	26
<code>\hookrepsilon</code> (ε)	10
<code>\hookrightarrow</code> (↔)	26
Horn, Berthold	40
<code>\hslash</code> (ℏ)	31
<code>\HT</code> (o)	43
Hungarian umlaut	<i>see</i> accents
<code>\Hut</code> (◒)	53
<code>\hv</code> (hv)	10

I












<code>\i</code> (i)	11
<code>\ibar</code> (i)	10
IBM	43, 67
<code>\IceMountain</code> (▲)	53
<code>\iddots</code> (⋯)	38, 60
<code>\idotsint</code> (∫⋯∫)	19, 20
<code>\iff</code>	<i>see</i> <code>\Leftrightarrow</code>
<code>ifsym</code> (package)	41, 48, 53, 56, 69, 70
<code>\iiiint</code> (∫∫∫∫)	19, 20
<code>\iiiint</code> (∫∫∫∫)	20

<code>\iiint</code> (\iiint)	19	<code>\IroningI</code> ($\text{\textcircled{A}}$)	52	<code>\larrowfill</code>	36
<code>\iiint</code> (\iiint)	19, 20	<code>\IroningII</code> ($\text{\textcircled{B}}$)	52	<code>\Laserbeam</code> ($\text{\textcircled{*}}$)	44
<code>\iiint</code> (\iiint)	20	<code>\IroningIII</code> ($\text{\textcircled{C}}$)	52	L ^A T _E X	1,
<code>\iint</code> (\iint)	19	<code>\Irritant</code> ($\text{\textcircled{X}}$)	53	6, 29, 32, 35, 37, 38, 45, 54,	
<code>\iint</code> (\iint)	19, 20	<code>\ismodeledby</code> ($\text{\textcircled{=}}$)	57	55, 57–61, 64, 65, 67, 69, 70	
<code>\iint</code> (\iint)	20	ISO character entities	67	L ^A T _E X 2 _ε	1, 6,
<code>\Im</code> (\Im)	30	isoent (package)	67	7, 14–16, 21, 23, 26, 34, 37,	
<code>\im</code> (\im)	31			38, 40, 52, 55–60, 64, 66–68,	
<code>\imath</code> (\imath)	30, 34	J		70	
<code>\impliedby</code> <i>see</i> <code>\Longleftarrow</code>		<code>\j</code> (\j)	11	latexsym (package)	16, 21, 23, 26,
<code>\implies</code> <i>see</i> <code>\Longrightarrow</code>		<code>\JackStar</code> ($\text{\textcircled{+}}$)	47	38, 55, 69, 70	
<i>and</i> <code>\vdash</code>		<code>\JackStarBold</code> ($\text{\textcircled{+}}$)	47	<code>\latfric</code> ($\text{\textcircled{t}}$)	10
<code>\in</code> (\in)	31	Jewish star	47	Latin 1	6, 67, 69
<code>\in</code> (\in)	30	<code>\jmath</code> (\jmath)	30, 34	table	68
inches	<i>see</i> <code>\second</code> <i>and</i>	<code>\Joch</code> ($\text{\textcircled{H}}$)	53	laundry symbols	52
<code>\textquotedbl</code>		<code>\Join</code> ($\text{\textcircled{X}}$)	21	<code>\Lbag</code> ($\text{\textcircled{L}}$)	31
independence		<code>\joinrel</code>	57	<code>\lbag</code> ($\text{\textcircled{L}}$)	31
probabilistic	58	<code>\Jupiter</code> ($\text{\textcircled{J}}$)	42	<code>\lbbbrack</code> ($\text{\textcircled{[}}$)	32
statistical	58	<code>\Jupiter</code> ($\text{\textcircled{Z}}$)	42	<code>\Lbrack</code> ($\text{\textcircled{[}}$)	40
stochastic	<i>see</i> <code>\bot</code>	<code>\jupiter</code> ($\text{\textcircled{J}}$)	41	<code>\lBrack</code> ($\text{\textcircled{[}}$)	33
<code>\independent</code> (\perp)	59			LCD digits	41
<code>\Industry</code> ($\text{\textcircled{I}}$)	49	K		<code>\lCeil</code> ($\text{\textcircled{[}}$)	33
inequalities	7, 24, 25	<code>\k</code> ($\text{\textcircled{K}}$)	11	<code>\lceil</code> (\lceil)	32
inexact differential	<i>see</i> <code>\dbar</code>	<code>\kappa</code> (κ)	29	<code>\lcm</code> (\lcm)	65
<code>\inf</code> (\inf)	29	<code>\kappaup</code> (κ)	30	<code>\lcorners</code> ($\text{\textcircled{r}}$)	31
<code>\Info</code> ($\text{\textcircled{I}}$)	49	<code>\ker</code> (\ker)	29	<code>\ldotp</code> (\cdot)	37
information symbols	49	<code>\Keyboard</code> ($\text{\textcircled{K}}$)	43	<code>\ldots</code> (\dots)	37
informator symbols	54	king	<i>see</i> chess symbols	<code>\le</code>	<i>see</i> <code>\leq</code>
<code>\infty</code> (∞)	39	knight	<i>see</i> chess symbols	<code>\leadsto</code> (\leadsto)	21, 26
<code>\infty</code> (∞)	38	Knuth, Donald E.	6, 67, 70	leaf	<i>see</i> <code>\textleaf</code>
<code>\injlim</code> ($\text{\textcircled{injlim}}$)	29	symbols by	49, 51	<code>\left</code>	32, 33
<code>\inplus</code> ($\text{\textcircled{+}}$)	21	<code>\kreuz</code> ($\text{\textcircled{+}}$)	51	<code>\LEFTarrow</code> ($\text{\textcircled{L}}$)	51
<code>\int</code> (\int)	19	<code>\kside</code> ($\text{\textcircled{K}}$)	54	<code>\Leftarrow</code> (\Leftarrow)	16, 26
<code>\int</code> (\int)	18	<code>\Kutline</code> ($\text{\textcircled{K}}$)	45	<code>\leftarrow</code> (\leftarrow)	27
integers (\mathbb{Z})	<i>see</i> alphabets, math			<code>\leftarrow</code> (\leftarrow)	26
integrals	18–20, 58	L		<code>\leftarrowtail</code> (\leftarrowtail)	26
<code>\intercal</code> ($\text{\textcircled{I}}$)	16	<code>\L</code> ($\text{\textcircled{L}}$)	8	<code>\leftarrowtriangle</code> (\leftarrowtriangle)	27
<code>\interleave</code> ($\text{\textcircled{I}}$)	17	<code>\l</code> ($\text{\textcircled{L}}$)	8	<code>\leftbarharpoon</code> (\leftbarharpoon)	28
intersection	<i>see</i> <code>\cap</code>	<code>\labdentalnas</code> ($\text{\textcircled{L}}$)	10	<code>\LEFTCIRCLE</code> ($\text{\textcircled{L}}$)	51
<code>\Interval</code> ($\text{\textcircled{I}}$)	53	<code>\labvel</code>	13	<code>\LEFTcircle</code> ($\text{\textcircled{L}}$)	51
<code>\inva</code> ($\text{\textcircled{I}}$)	10	<code>\Ladiesroom</code> ($\text{\textcircled{L}}$)	49	<code>\Leftcircle</code> ($\text{\textcircled{L}}$)	51
<code>\invamp</code> ($\text{\textcircled{I}}$)	17	Lagrangian (\mathcal{L})	<i>see</i> alphabets,	<code>\leftharpoondown</code> (\leftharpoondown)	28
<code>\invdiameter</code> ($\text{\textcircled{I}}$)	51	math		<code>\leftharpoondown</code> (\leftharpoondown)	26
<code>\inve</code> ($\text{\textcircled{I}}$)	8	<code>\Lambda</code> (Λ)	29	<code>\leftharpoonup</code> (\leftharpoonup)	28
<code>\InversTransformHoriz</code> ($\text{\textcircled{I}}$)	23	<code>\lambda</code> (λ)	29	<code>\leftharpoonup</code> (\leftharpoonup)	26
<code>\InversTransformVert</code> ($\text{\textcircled{I}}$)	23	<code>\lambdabar</code> ($\bar{\lambda}$)	38	<code>\leftleftarrows</code> (\leftleftarrows)	27
<code>\invf</code> ($\text{\textcircled{I}}$)	10	<code>\lambdabar</code> ($\bar{\lambda}$)	38	<code>\leftleftarrows</code> (\leftleftarrows)	26
<code>\invglotstop</code> ($\text{\textcircled{I}}$)	10	<code>\lambdaaslash</code> (λ)	38	<code>\leftleftarrows</code> (\leftleftarrows)	28
<code>\invh</code> ($\text{\textcircled{I}}$)	10	<code>\lambdaaup</code> (λ)	30	<code>\leftmoon</code> ($\text{\textcircled{C}}$)	42
<code>\invlegr</code> ($\text{\textcircled{I}}$)	10	Lampport, Leslie	69, 70	<code>\leftmoon</code> ($\text{\textcircled{C}}$)	41
<code>\invm</code> ($\text{\textcircled{I}}$)	10	<code>\land</code>	<i>see</i> <code>\wedge</code>	<code>\lefttp</code> ($\text{\textcircled{C}}$)	13
<code>\invneg</code> ($\text{\textcircled{I}}$)	21	<code>\landdownint</code> ($\text{\textcircled{I}}$)	20	<code>\leftpointright</code> ($\text{\textcircled{I}}$)	46
<code>\invr</code> ($\text{\textcircled{I}}$)	10	<code>\landupint</code> ($\text{\textcircled{I}}$)	20	<code>\Leftrightarrow</code> (\Leftrightarrow)	26
<code>\invscr</code> ($\text{\textcircled{I}}$)	10	<code>\Langle</code> ($\text{\textcircled{L}}$)	40	<code>\leftrightharpoonup</code> (\leftrightharpoonup)	27
<code>\invscrip</code> ($\text{\textcircled{I}}$)	10	<code>\lAngle</code> ($\text{\textcircled{L}}$)	33	<code>\leftrightharpoonup</code> (\leftrightharpoonup)	26
<code>\invscrip</code> ($\text{\textcircled{I}}$)	10	<code>\langle</code> (\langle)	32	<code>\leftrightharroweq</code> (\leftrightharroweq)	27
<code>\invv</code> ($\text{\textcircled{I}}$)	10	<code>\Laplace</code> ($\text{\textcircled{L}}$)	23	<code>\leftrightharrows</code> (\leftrightharrows)	27
<code>\invw</code> ($\text{\textcircled{I}}$)	10	<code>\laplace</code> ($\text{\textcircled{L}}$)	23	<code>\leftrightharrows</code> (\leftrightharrows)	26
<code>\invy</code> ($\text{\textcircled{I}}$)	10	Laplace transform (\mathcal{L})	<i>see</i>	<code>\leftrightharrowtriangle</code> (\leftrightharrowtriangle)	27
<code>\iota</code> (ι)	29	alphabets, math		<code>\leftrightharpoon</code> (\leftrightharpoon)	28
<code>\iotaup</code> ($\text{\textcircled{I}}$)	30	<code>\largepencil</code> ($\text{\textcircled{P}}$)	45	<code>\leftrightharpoons</code> (\leftrightharpoons)	28
<code>\ipagamma</code> ($\text{\textcircled{I}}$)	10			<code>\leftrightharpoons</code> (\leftrightharpoons)	26

<code>\leftrightharpoons</code> \longleftrightarrow	36	<code>lightbulb10.2602gf</code> (file)	62	<code>\longmapsfrom</code> (\longleftrightarrow)	27
<code>\leftrightsquigarrow</code> (\leftrightsquigarrow)	27	<code>lightbulb10.dvi</code> (file)	62	<code>\Longmapsto</code> (\Longrightarrow)	27
<code>\leftrightsquigarrow</code> (\leftrightsquigarrow)	26	<code>lightbulb10.mf</code> (file)	62–64	<code>\longmapsto</code> (\longmapsto)	26
<code>\Leftscissors</code> (\Leftscissors)	45	<code>lightbulb10.tfm</code> (file)	64	<code>\LongPulseHigh</code> (\LongPulseHigh)	41
<code>\leftslice</code> (\leftslice)	17	<code>\Lightning</code> (\z vs. \z)	56	<code>\LongPulseLow</code> (\LongPulseLow)	41
<code>\leftsquigarrow</code> (\leftsquigarrow)	27	<code>\Lightning</code> (\z)	43	<code>\Longrightarrow</code> (\Longrightarrow)	26
<code>\leftsquigarrow</code> (\leftsquigarrow)	27	<code>\Lightning</code> (\z)	53	<code>\longrightarrow</code> (\longrightarrow)	26
<code>\leftt</code> (\leftt)	13	<code>\lightning</code> (\z vs. \z)	56	<code>\looparrowdownleft</code> (\looparrowdownleft)	27
<code>\leftthreetimes</code> (\leftthreetimes)	39	<code>\lightning</code> (\z)	27	<code>\looparrowdownright</code> (\looparrowdownright)	27
<code>\leftthreetimes</code> (\leftthreetimes)	16	<code>\lightning</code> (\z)	51	<code>\looparrowleft</code> (\looparrowleft)	27
<code>\leftthumbsdown</code> (\leftthumbsdown)	46	<code>\lim</code> (lim)	29, 65	<code>\looparrowleft</code> (\looparrowleft)	26
<code>\leftthumbsup</code> (\leftthumbsup)	46	<code>\liminf</code> (lim inf)	29, 65	<code>\looparrowright</code> (\looparrowright)	27
<code>\lefttorightarrow</code> (\lefttorightarrow)	27	limits	29	<code>\looparrowright</code> (\looparrowright)	26
<code>\Lefttorque</code> (\Lefttorque)	43	<code>\limsup</code> (lim sup)	29, 65	<code>\Loosebearing</code> (\Loosebearing)	43
<code>\leftturn</code> (\leftturn)	51	linear implication <i>see</i> <code>\multimap</code>		<code>\lor</code> <i>see</i> <code>\vee</code>	
<code>\legm</code> (\legm)	10	<code>\Lineload</code> (\Lineload)	43	<code>\LowerDiamond</code> (\LowerDiamond)	48
<code>\legr</code> (\legr)	10	linguistic symbols	8–10	lowering . . . <i>see</i> <code>\textlowering</code>	
<code>\length</code> (\length)	13	<code>\lJoin</code> (\lJoin)	22	<code>\lozenge</code> (\lozenge)	38
<code>\Leo</code> (\Leo)	42	<code>\ll</code> (\ll)	25	<code>\lparen</code> (\lparen)	40
<code>\leo</code> (\leo)	42	<code>\ll</code> (\ll)	24	<code>\lrcorner</code> (\lrcorner)	31
<code>\leq</code> (\leq)	25	<code>\llap</code>	59	<code>\lrcorner</code> (\lrcorner)	31
<code>\leq</code> (\leq)	24, 25	<code>\llbracket</code> (\llbracket)	32	<code>\lrJoin</code> <i>see</i> <code>\Join</code>	
<code>\leqq</code> (\leqq)	25	<code>\llceil</code> (\llceil)	31	<code>\lrtimes</code> (\lrtimes)	22
<code>\leqq</code> (\leqq)	24	<code>\llcorner</code> (\llcorner)	31	<code>\Lsh</code> (\Lsh)	27
<code>\leqslant</code> (\leqslant)	24	<code>\llcorner</code> (\llcorner)	31	<code>\Lsh</code> (\Lsh)	26
less-than signs . . <i>see</i> inequalities		<code>\llcurly</code> (\llcurly)	22	<code>\Lsteel</code> (\Lsteel)	43
<code>\lessapprox</code> (\lessapprox)	25	<code>\Lleftarrow</code> (\Lleftarrow)	26	<code>\ltimes</code> (\ltimes)	18
<code>\lessapprox</code> (\lessapprox)	24	<code>\llfloor</code> (\llfloor)	31	<code>\ltimes</code> (\ltimes)	16
<code>\lessdot</code> (\lessdot)	25	<code>\lll</code> (\lll)	25	<code>\ltriple</code>	33
<code>\lessdot</code> (\lessdot)	24	<code>\lll</code> (\lll vs. \lll)	56	Luecking, Dan	59
<code>\lesseqgtr</code> (\lesseqgtr)	25	<code>\lll</code> (\lll)	24	<code>\lVert</code> (\lVert)	33
<code>\lesseqgtr</code> (\lesseqgtr)	24	<code>\llless</code> <i>see</i> <code>\lll</code>		<code>\lvertneqq</code> (\lvertneqq)	25
<code>\lesseqqgtr</code> (\lesseqqgtr)	25	<code>\llparenthesis</code> (\llparenthesis)	31	<code>\lvertneqq</code> (\lvertneqq)	24
<code>\lesseqqgtr</code> (\lesseqqgtr)	24	<code>\lmoustache</code> (\lmoustache)	32	<code>\lz</code> (\lz)	10
<code>\lessgtr</code> (\lessgtr)	25	<code>\ln</code> (ln)	29		
<code>\lessgtr</code> (\lessgtr)	24	<code>\lnapprox</code> (\lnapprox)	25		
<code>\lesssim</code> (\lesssim)	25	<code>\lnapprox</code> (\lnapprox)	24		
<code>\lesssim</code> (\lesssim)	24	<code>\lneq</code> (\lneq)	25		
<code>\Letter</code> (\Letter)	53	<code>\lneq</code> (\lneq)	24		
<code>\Letter</code> (\Letter vs. \Letter)	56	<code>\lneqq</code> (\lneqq)	25		
<code>\Letter</code> (\Letter)	43	<code>\lneqq</code> (\lneqq)	24		
letter-like symbols	30, 31	<code>\lnot</code> <i>see</i> <code>\neg</code>			
letters <i>see</i> alphabets		<code>\lnsim</code> (\lnsim)	25		
barred	57	<code>\lnsim</code> (\lnsim)	24		
non-ASCII	8	local ring (\mathcal{O}) . . <i>see</i> alphabets,			
slashed	58	math			
variant Latin	30	<code>\log</code> (log)	29, 65		
<code>\LF</code> (\LF)	43	log-like symbols	29, 65		
<code>\lfilet</code> (\lfilet)	32	logical operators			
<code>\lFloor</code> (\lFloor)	33	and <i>see</i> <code>\wedge</code>			
<code>\lfloor</code> (\lfloor)	32	not . . . <i>see</i> <code>\neg</code> and <code>\sim</code>			
<code>\lg</code> (lg)	29	or <i>see</i> <code>\vee</code>			
<code>\lgroup</code> (\lgroup)	32	<code>\logof</code> (\logof)	21		
<code>\LHD</code> (\LHD)	17	lollipop <i>see</i> <code>\multimap</code>			
<code>\lhd</code> (\lhd)	16, 17	long division	35		
<code>\lhdbend</code> (\lhdbend)	49	<code>\Longleftarrow</code> (\Longleftarrow)	26		
<code>\Libra</code> (\Libra)	42	<code>\longleftarrow</code> (\longleftarrow)	26		
<code>\libra</code> (\libra)	42	<code>\Longleftrightharpoon</code>	52		
<code>\lightbulb</code> (\lightbulb)	64	<code>\Longleftrightharpoon</code> (\Longleftrightharpoon)	26		
<code>lightbulb.mf</code> (file)	62, 63	<code>\longleftarrow</code> (\longleftrightarrow)	26		
<code>lightbulb.sty</code> (file)	64	<code>\Longmapsfrom</code> (\Longmapsfrom)	27		

M

<code>\M</code>	8
<code>\m</code>	8
macron <i>see</i> accents	
majuscules	29
<code>\makeatletter</code>	60
<code>\makeatother</code>	60
<code>\MALE</code> (\MALE)	43
<code>\Male</code> (\Male)	43
<code>\male</code> (\male)	43
<code>\MaleMale</code> (\MaleMale)	43
<code>\maltese</code> (\maltese)	15
<code>\manboldkidney</code> (\manboldkidney)	51
<code>\manconcentriccircles</code> (\manconcentriccircles)	51
<code>\manconcentricdiamond</code> (\manconcentricdiamond)	51
<code>\mancone</code> (\mancone)	51
<code>\mancube</code> (\mancube)	51
<code>\manerrarrow</code> (\manerrarrow)	51
<code>\manfilledquartercircle</code> (\manfilledquartercircle)	51
manfnt (package)	49, 51, 69, 70
<code>\manhpennib</code> (\manhpennib)	51
<code>\manimpossiblecube</code> (\manimpossiblecube)	51
<code>\mankidney</code> (\mankidney)	51
<code>\manlhpenkidney</code> (\manlhpenkidney)	51
<code>\manpenkidney</code> (\manpenkidney)	51
<code>\manquadrifolium</code> (\manquadrifolium)	51
<code>\manquartercircle</code> (\manquartercircle)	51

<code>\manrotatedquadrifolium</code> ()	<code>\mathopen</code>	65	<code>\mp</code> (\mp)	16
..... 51	<code>\mathord</code>	65	<code>\mu</code> (μ)	29
<code>\manrotatedquartercircle</code> (\curvearrowright)	<code>\mathpalette</code>	58, 59	<code>\multimap</code> (\multimap)	21, 22
..... 51	<code>\mathpunct</code>	65	<code>\multimapboth</code> (\multimap)	22
<code>\manstar</code> ()	<code>\mathpzc</code>	40	<code>\multimapbothvert</code> ()	22
51	<code>\mathrel</code>	57, 65	<code>\multimapdot</code> (\multimapdot)	22
<code>\mantilt pennib</code> ()	<code>\mathring</code> (\mathring)	34	<code>\multimapdotboth</code> (\multimapdotboth)	22
51	<code>\mathrm</code>	40	<code>\multimapdotbothA</code> (\multimapdotbothA)	22
<code>\mantriangledown</code> (\blacktriangledown)	<code>mathrsfs</code> (package)	40, 69	<code>\multimapdotbothAvert</code> ()	22
51	<code>mathscr</code> (euscript package option)		<code>\multimapdotbothB</code> (\multimapdotbothB)	22
<code>\mantrianangleright</code> (\blacktriangleright) 40		<code>\multimapdotbothBvert</code> ()	22
51	<code>\mathscr</code>	40	<code>\multimapdotbothvert</code> ()	22
<code>\mantriangleup</code> (\blacktriangleup)	<code>\mathsterling</code> (\pounds)	31	<code>\multimapdotinv</code> (\multimapdotinv)	22
51	<code>\max</code> (max)	29	<code>\multimapinv</code> (\multimapinv)	22
<code>\manvpennib</code> ()	<code>\maya</code>	39	multiple accents per character	60
51	<code>mbboard</code> (package)	40, 69	<code>\Mundus</code> ()	52
<code>\Mappedfromchar</code> (\mathring)	<code>mbox</code>	58, 59	musical notes	15, 38, 51
28	<code>measuredangle</code> (\sphericalangle)	39	<code>\muup</code> (μ)	30
<code>\mappedfromchar</code> (\mathring)	<code>measuredangle</code> (\sphericalangle)	38	<code>\MVat</code> (\textcircled{A})	52
28	mechanical scaling	62, 64	<code>\MVEight</code> ($\textcircled{8}$)	39
<code>\Mapsfrom</code> (\Leftrightarrow)	<code>\medbullet</code> (\bullet)	17	<code>\MVFive</code> ($\textcircled{5}$)	39
27	<code>\medcirc</code> (\circ)	17	<code>\MVFour</code> ($\textcircled{4}$)	39
<code>\mapsfrom</code> (\Leftarrow)	<code>\Mercury</code> (\textcircled{M})	42	<code>\MVNine</code> ($\textcircled{9}$)	39
27	<code>\Mercury</code> (\textcircled{M})	42	<code>\MVOne</code> ($\textcircled{1}$)	39
<code>\Mapsfromchar</code> (\mathring)	<code>\mercury</code> (\textcircled{M})	41	<code>\MVSeven</code> ($\textcircled{7}$)	39
28	<code>\merge</code> (\textcircled{M})	17	<code>\MVSix</code> ($\textcircled{6}$)	39
<code>\Mapsfromchar</code> (\mathring)	METAFONT	40, 61–64	<code>\MVThree</code> ($\textcircled{3}$)	39
28	METAFONTbook symbols	51	<code>\MVTwo</code> ($\textcircled{2}$)	39
<code>\mapsfromchar</code> (\mathring)	<code>\mho</code> (\textcircled{H})	38	<code>\MVZero</code> ($\textcircled{0}$)	39
28	micro	<i>see</i> <code>\textmu</code>		
<code>\mapsfromchar</code> (\mathring)	<code>\micro</code> (μ)	39		
28	Microsoft Windows	67		
<code>\Mapsto</code> (\mapsto)	<code>\mid</code> ($ $)	21		
27	<code>\middle</code>	32		
<code>\Mapstochar</code> (\mathring)	<code>\midtilde</code> (\sim)	13		
28	<code>\min</code> (min)	29, 65		
<code>\mapstochar</code> (\mathring)	minus	<i>see</i> <code>\textminus</code>		
28	<code>\minuso</code> (\ominus)	17		
<code>\markera</code> (\times)	minutes, angular	<i>see</i> <code>\prime</code>		
54	miscellaneous symbols	38, 39,		
<code>\markerb</code> (\circ)	50–54			
54	“Missing \$ inserted”	16		
married	<code>\Mappedfromchar</code> (\mathring)	28		
<i>see</i> <code>\textmarried</code>	<code>\mmappedfromchar</code> (\mathring)	28		
<code>\Mars</code> (\textcircled{M})	<code>\Mmapstochar</code> (\mathring)	28		
42	<code>\mmapstochar</code> (\mathring)	28		
<code>\Mars</code> (\textcircled{M})	<code>\Mobilefone</code> ()	43		
42	<code>\mod</code>	29		
<code>\mars</code> (\textcircled{M})	<code>\models</code> (\models)	21, 57		
41	moduli space	<i>see</i> alphabets,		
<code>\MartinVogel</code> ()	math			
52	monetary symbols	13, 14, 40		
<code>marvosym</code> (package)	<code>\moo</code> (\textcircled{M})	17		
14, 39,	<code>\Moon</code> (\textcircled{C})	42		
42–45, 49, 52, 56	<code>\Moon</code> (\textcircled{D})	42		
<code>matbbol</code> (package)	<code>\morepawns</code> (\triangleright)	54		
40	<code>\moreroom</code> (\textcircled{O})	54		
<code>\mate</code> ($\#$)	<code>\Mountain</code> (\blacktriangle)	53		
54	mouse	<i>see</i> <code>\ComputerMouse</code>		
math alphabets	<code>\MoveDown</code> (\blacktriangledown)	52		
40	<code>\moverlay</code>	59		
<code>mathabx</code> (package)	<code>\MoveUp</code> (\blacktriangle)	52		
18, 19,				
21–25, 27, 28, 31, 32, 34, 36,				
39, 42, 49, 55, 56, 69, 71				
<code>\mathaccent</code>				
57, 58				
<code>\mathbb</code>				
40				
<code>\mathbbm</code>				
40				
<code>\mathbbmss</code>				
40				
<code>\mathbbmtt</code>				
40				
<code>matbbol</code> (package)				
40				
<code>\mathbf</code>				
66				
<code>\mathbin</code>				
65				
<code>\mathbold</code>				
66				
<code>mathcal</code> (euscript package option)				
..... 40				
<code>\mathcal</code>				
40				
<code>\mathcent</code> (\textcircled{c})				
31				
<code>\mathchoice</code>				
58				
<code>\mathclose</code>				
65				
<code>mathcomp</code> (package)				
39				
<code>mathdots</code> (package)				
37, 38, 60,				
69, 70				
<code>\mathds</code>				
40				
mathematical symbols				
16–40				
<code>\mathfrak</code>				
40				
<code>\mathit</code>				
40				
<code>\mathnormal</code>				
40				
<code>\mathop</code>				
65				

<code>\neq</code> (\neq)	23	<code>\nleqq</code> (\nleqq)	24	<code>\nsqsubseteq</code> (\sqsubseteq)	24
<code>\neq</code> (\neq)	24	<code>\nleqslant</code> (\nleqslant)	24	<code>\nsqsubseteq</code> (\sqsubseteq)	24
<code>\neqslantgtr</code> (\neqslantgtr)	25	<code>\nless</code> (\nless)	25	<code>\nsqsubseteqqq</code> (\sqsubseteqqq)	24
<code>\neqslantless</code> (\neqslantless)	25	<code>\nless</code> (\nless)	24	<code>\nsqSupset</code> (\sqsupset)	24
<code>\nequiv</code> (\nequiv)	22	<code>\nlessapprox</code> (\nlessapprox)	25	<code>\nsqsupset</code> (\sqsupset)	24
<code>\neswarrow</code> (\nearrow)	59	<code>\nlessapprox</code> (\nlessapprox)	25	<code>\nsqsupseteq</code> (\sqsupseteq)	24
<code>\Neutral</code> (\circ)	43	<code>\nlessgtr</code> (\nlessgtr)	25	<code>\nsqsupseteq</code> (\sqsupseteq)	24
<code>\newmoon</code> (\bullet)	42	<code>\nlesssim</code> (\nlesssim)	25	<code>\nsqsupseteqq</code> (\sqsupseteqq)	24
<code>\newmoon</code> (\bullet)	41	<code>\nlesssim</code> (\nlesssim)	25	<code>\nSubset</code> (\subseteq)	24
<code>\newtie</code> (\blacksquare)	11	<code>\nll</code> (\ll)	25	<code>\nSubset</code> (\subseteq)	24
<code>\nexists</code> (\nexists)	31	<code>\nmid</code> (\nmid)	21	<code>\nsubset</code> (\subset)	24
<code>\nexists</code> (\nexists)	31	<code>\nrightarrow</code> (\rightarrow)	27	<code>\nsubseteq</code> (\subseteq)	24
<code>\NG</code> (I)	8	<code>\nrightarrow</code> (\rightarrow)	27	<code>\nsubseteqeq</code> (\subseteqeq)	24
<code>\ng</code> (\ng)	8	<code>\nwarrow</code> (\nwarrow)	27	<code>\nsubseteqeq</code> (\subseteqeq)	23
<code>\ngeq</code> (\ngeq)	25	<code>\NoBleech</code> (\triangle)	52	<code>\nsubseteqqq</code> (\subseteqqq)	24
<code>\ngeq</code> (\ngeq)	24, 25	<code>\NoChemicalCleaning</code> (\odot)	52	<code>\nsubseteqqq</code> (\subseteqqq)	24
<code>\ngeqq</code> (\ngeqq)	25	<code>\NoIroning</code> (\triangle)	52	<code>\nsucc</code> (\succ)	23
<code>\ngeqq</code> (\ngeqq)	24	<code>\NoSun</code> (\bullet)	53	<code>\nsucc</code> (\succ)	21
<code>\ngeqslant</code> (\ngeqslant)	24	<code>not</code>	<i>see</i> <code>\neg</code>	<code>\succapprox</code> (\succapprox)	23
<code>\ngg</code> (\ngg)	25	<code>\not</code>	23	<code>\succapprox</code> (\succapprox)	22
<code>\ngtr</code> (\ngtr)	25	<code>not equal</code> (\neq vs. \neq)	23	<code>\succcurlyeq</code> (\succcurlyeq)	23
<code>\ngtr</code> (\ngtr)	24	<code>\notasymp</code> (\notasymp)	23	<code>\succcurlyeq</code> (\succcurlyeq)	22
<code>\ngtrapprox</code> (\ngtrapprox)	25	<code>\notbackslash</code> (\nbackslash)	42	<code>\succeq</code> (\succeq)	23
<code>\ngtrapprox</code> (\ngtrapprox)	25	<code>\notbot</code> (\notbot)	31	<code>\succeq</code> (\succeq)	21
<code>\ngtrless</code> (\ngtrless)	25	<code>\notdivides</code> (\nmid)	23	<code>\succeqq</code> (\succeqq)	22
<code>\ngtrsim</code> (\ngtrsim)	25	<code>\notequiv</code> ($\not\equiv$)	23	<code>\succeqq</code> (\succeqq)	23
<code>\ngtrsim</code> (\ngtrsim)	25	<code>\notin</code> (\notin)	31	<code>\succeqq</code> (\succeqq)	22
<code>\ni</code> (\ni)	30	<code>\notin</code> (\notin)	31	<code>\nsuccsim</code> (\nsuccsim)	22
<code>\nialpha</code> (α)	10	<code>\notin</code> (\notin)	31	<code>\nSupset</code> (\supset)	24
<code>\nibar</code>	<i>see</i> <code>\ownsbar</code>	<code>\notin</code> (\notin)	31	<code>\nSupset</code> (\supset)	24
<code>\nibeta</code> (β)	10	<code>\notowner</code> (\nowner)	31	<code>\nsupset</code> (\supset)	24
<code>\NibLeft</code> (\curvearrowright)	46	<code>\notowns</code>	<i>see</i> <code>\notowner</code> and <code>\notin</code>	<code>\nsupseteq</code> (\supseteq)	24
<code>\NibRight</code> (\curvearrowleft)	46	<code>\notni</code>		<code>\nsupseteq</code> (\supseteq)	23
<code>nibs</code>	46	<code>\notperp</code> ($\not\perp$)	23	<code>\nsupseteqq</code> (\supseteqq)	24
<code>\NibSolidLeft</code> (\blacktriangleright)	46	<code>\notslash</code> ($\not/$)	42	<code>\nsupseteqq</code> (\supseteqq)	23
<code>\NibSolidRight</code> (\blacktriangleleft)	46	<code>\nottop</code> (\nottop)	31	<code>ntheorem</code> (package)	38
<code>nicefrac</code> (package)	39, 69, 70	<code>\NoTumbler</code> (\boxtimes)	52	<code>\nthickapprox</code> (\thickapprox)	22
<code>\nichi</code> (χ)	10	<code>\novelty</code> (N)	54	<code>\ntriangleleft</code> (\triangleleft)	25
<code>\niepsilon</code> (ϵ)	10	<code>\nparallel</code> (\nparallel)	21	<code>\ntriangleleft</code> (\triangleleft)	25
<code>\nigamma</code> (γ)	10	<code>\nplus</code> (\nplus)	17	<code>\ntriangleleftteq</code> (\triangleleftteq)	25
<code>\niiota</code> (ι)	10	<code>\nprec</code> (\nprec)	23	<code>\ntriangleleftteq</code> (\triangleleftteq)	25
<code>\nilambda</code> (λ)	10	<code>\nprec</code> (\nprec)	21	<code>\ntriangleleftteqslant</code> (\triangleleftteqslant)	25
<code>\niomega</code> (ω)	10	<code>\nprecapprox</code> (\nprecapprox)	23	<code>\ntriangleright</code> (\triangleright)	25
<code>\nipheri</code> (ϕ)	10	<code>\nprecapprox</code> (\nprecapprox)	22	<code>\ntriangleright</code> (\triangleright)	25
<code>\niplus</code> (\niplus)	21	<code>\npreccurlyeq</code> (\preccurlyeq)	23	<code>\ntrianglerighteq</code> (\trianglerighteq)	25
<code>\nisigma</code> (σ)	10	<code>\npreccurlyeq</code> (\preccurlyeq)	22	<code>\ntrianglerighteq</code> (\trianglerighteq)	25
<code>\nitheta</code> (θ)	10	<code>\npreceq</code> (\npreceq)	23	<code>\ntrianglerighteqslant</code> (\trianglerighteqslant)	25
<code>\niupsilon</code> (υ)	10	<code>\npreceq</code> (\npreceq)	21	<code>\ntwoheadleftarrow</code> (\twoheadleftarrow)	22
<code>\niv</code> (L)	31	<code>\npreceqq</code> (\npreceqq)	22	<code>\ntwoheadrightarrow</code> (\twoheadrightarrow)	22
<code>\nj</code> (n)	10	<code>\npreceqq</code> (\npreceqq)	22	<code>\nu</code> (ν)	29
<code>\nLeftarrow</code> (\Leftarrow)	27	<code>\nprecsim</code> (\nprecsim)	23	<code>null set</code>	38, 39
<code>\nLeftarrow</code> (\Leftarrow)	26	<code>\nprecsm</code> (\nprecsm)	22	<code>number</code>	<i>see</i> <code>\textnumero</code>
<code>\nleftarrow</code> (\leftarrow)	27	<code>\nrightarrow</code> (\rightarrow)	27	<code>number sets</code>	<i>see</i> alphabets, math
<code>\nleftarrow</code> (\leftarrow)	26	<code>\nrightarrow</code> (\rightarrow)	26	<code>numbers</code>	<i>see</i> digits
<code>\nleftarrow</code> (\leftarrow)	26	<code>\nshortmid</code> (\nshortmid)	21	<code>\nuup</code> (ν)	30
<code>\nLeftrightarrow</code> (\Leftrightarrow)	27	<code>\nshortparallel</code> (\nshortparallel)	21	<code>\nvargeq</code> (\nvargeq)	25
<code>\nLeftrightarrow</code> (\Leftrightarrow)	26	<code>\nsim</code> (\sim)	23	<code>\nvarleq</code> (\nvarleq)	25
<code>\nleftrightarrow</code> (\leftrightarrow)	27	<code>\nsim</code> (\sim)	21	<code>\nvarparallel</code> (\nvarparallel)	22
<code>\nleftrightarrow</code> (\leftrightarrow)	26	<code>\nsimeq</code> (\nsimeq)	23	<code>\nvarparallelinv</code> (\nvarparallelinv)	22
<code>\nleftrightarrow</code> (\leftrightarrow)	26	<code>\nsimeq</code> (\nsimeq)	22	<code>\nVDash</code> (\nVDash)	23
<code>\nleftrightarrow</code> (\leftrightarrow)	27	<code>\nsqSubset</code> (\sqsubseteq)	24	<code>\nVDash</code> (\nVDash)	21
<code>\nleftrightarrow</code> (\leftrightarrow)	16, 26	<code>\nsqsubset</code> (\sqsubset)	24	<code>\nVdash</code> (\nVdash)	23
<code>\nleq</code> (\nleq)	25	<code>\nsqsubset</code> (\sqsubset)	24	<code>\nVdash</code> (\nVdash)	22
<code>\nleq</code> (\nleq)	24, 25	<code>\nsqsubset</code> (\sqsubset)	24	<code>\nvDash</code> (\nvDash)	23
<code>\nleqq</code> (\nleqq)	25				

<code>\nvDash</code> ($\not\equiv$)	21
<code>\nvdash</code> ($\not\vdash$)	23
<code>\nvdash</code> ($\not\vdash$)	21
<code>\nVdash</code> ($\not\Vdash$)	23
<code>\Nwarrow</code> (\nwarrow)	27
<code>\nwarrow</code> (\nearrow)	27
<code>\nwarrow</code> (\nearrow)	26, 59
<code>\nwsearrow</code> (\swarrow)	59

O

<code>\O</code> (\mathcal{O})	8
<code>\o</code> (\mathcal{o})	8
<code>o</code> (o)	29
<code>\oasterisk</code> ($\textcircled{*}$)	18
<code>\obackslash</code> ($\textcircled{/}$)	18
<code>\obar</code> ($\textcircled{\bar{}}$)	17
<code>\oblong</code> (\square)	17
<code>\obot</code> (\oplus)	18
<code>\obslash</code> ($\textcircled{/}$)	17
<code>\ocirc</code> ($\textcircled{\circ}$)	18
<code>\ocircle</code> (\circ)	17
<code>\ocoasterisk</code> ($\textcircled{*}$)	18
<code>\octagon</code> (\square)	48
<code>\Octosteel</code> (\bullet)	43
<code>\od</code> (\blacksquare)	13
<code>\odiv</code> (\oplus)	18
<code>\odot</code> (\odot)	18
<code>\odot</code> (\odot)	16
<code>\odplus</code> (\oplus)	18
<code>\OE</code> (\mathbb{E})	8
<code>\oe</code> ($\textcircled{\text{e}}$)	8
<code>\officialeuro</code> ($\textcircled{\text{e}}$)	14
<code>ogonek</code>	<i>see accents</i>
<code>\ogreaterthan</code> ($\textcircled{>}$)	17
<code>\ohill</code> ($\textcircled{\text{h}}$)	13
<code>ohm</code>	<i>see \textohm</i>
<code>\ohm</code> (Ω)	39
<code>\oiint</code> (\iint)	20
<code>\oiintclockwise</code> (\iint)	20
<code>\oiintctrlockwise</code> (\iint)	20
<code>\oiint</code> (\iint)	19
<code>\oiint</code> (\iint)	19, 20
<code>\oiint</code> (\iint)	20
<code>\oiintclockwise</code> (\iint)	20
<code>\oiintctrlockwise</code> (\iint)	20
<code>\oint</code> (\oint)	19
<code>\oint</code> (\oint)	18
<code>\ointclockwise</code> (\oint)	20
<code>\ointclockwise</code> (\oint)	20
<code>\ointctrlockwise</code> (\oint)	20
<code>\ointctrlockwise</code> (\oint)	20
old-style digits	14
<code>\oldstylenums</code>	14
<code>\oleft</code> (\oplus)	18
<code>\olessthan</code> ($\textcircled{<}$)	17
<code>\Omega</code> (Ω)	29
<code>\omega</code> (ω)	29
<code>\omegaup</code> (ω)	30
<code>\ominus</code> (\ominus)	18
<code>\ominus</code> (\ominus)	16
<code>\onlymove</code> (\square)	54

<code>\oo</code> (∞)	10
<code>\open</code> (\circ)	13
<code>\openJoin</code> (\times)	22
<code>\openo</code> (\circ)	10
<code>\openo</code> (\circ)	10
<code>\openo</code> (\circ)	8
<code>\opentimes</code> (\times)	22

operators

binary	16–18
logical	<i>see logical operators</i>
set	<i>see set operators</i>
<code>\oplus</code> (\oplus)	18
<code>\oplus</code> (\oplus)	16, 55
<code>\opposbishops</code> ($\textcircled{\text{b}}$)	54
<code>\opposition</code> ($\textcircled{\text{p}}$)	42
optical scaling	62
options	<i>see package options</i>
or	<i>see \vee</i>
<code>\oright</code> (\oplus)	18
<code>\OrnamentDiamondSolid</code> (\blacklozenge)	50
orthogonal to	<i>see \bot</i>
<code>\oslash</code> (\oslash)	18
<code>\oslash</code> (\oslash)	16
<code>\otimes</code> (\otimes)	18
<code>\otimes</code> (\otimes)	16
<code>\otop</code> (\oplus)	18
<code>\otriangleup</code> ($\textcircled{\blacktriangleup}$)	18
ovals	49
<code>\ovee</code> ($\textcircled{\vee}$)	17
<code>\overbrace</code> ($\overbrace{\quad}$)	36
<code>\overbrace</code> ($\overbrace{\quad}$)	35
<code>\overbracket</code>	60, 61
<code>\overbracket</code> ($\overbracket{\quad}$)	61
<code>\overgroup</code> ($\overgroup{\quad}$)	36
<code>\overleftarrow</code> ($\overleftarrow{\quad}$)	35
<code>\overleftrightharpoon</code> ($\overleftrightharpoon{\quad}$)	35
<code>\overline</code>	35
<code>\overline</code> ($\overline{\quad}$)	35
<code>\overparenthesis</code>	60, 61
<code>\overparenthesis</code> ($\overparenthesis{\quad}$)	61
<code>\Overrightarrow</code> ($\overrightarrow{\quad}$)	35
<code>overrightarrow</code> (package)	35, 69
<code>\overrightarrow</code> ($\overrightarrow{\quad}$)	35
<code>\overring</code> ($\textcircled{\quad}$)	13
<code>\ovoid</code> (\circ)	18
<code>\owedge</code> ($\textcircled{\wedge}$)	17
<code>\owns</code>	<i>see \ni</i>
<code>\owns</code> (\ni)	31
<code>\ownsbar</code> (\ni)	31



















































P

<code>\P</code> ($\textcircled{\text{P}}$)	7, 68
<code>\p@</code>	60
package options	
a (esvect)	37
bbgreekl (mathbbol)	40
b (esvect)	37
c (esvect)	37
d (esvect)	37
e (esvect)	37

f (esvect)	37
g (esvect)	37
h (esvect)	37
mathcal (euscript)	40
mathscr (euscript)	40
sans (dsfont)	40
varg (txfonts/pxfonts)	30
packages	
accents	60, 69, 70
amsbsy	66
amsfonts	16, 21, 23, 26, 38, 40
amsmath	6, 29, 65
amssymb	6, 16, 21, 23, 26, 38, 40, 69–71
amstext	58, 59
ar	41, 69
ascii	43, 67, 69
bbding	45–47, 49, 50, 56, 69, 70
bbm	40, 69
bbold	40, 69
bm	66, 69, 70
braket	32
calrsfs	40
cancel	35
chemarrow	28, 36, 69
chemarr	36, 69, 70
dingbat	45, 46, 50, 56, 69, 70
dsfont	40, 69
esint	20, 69
esvect	37, 69
eufrak	40
eurosym	14, 69, 70
euscript	40, 69, 70
fcfont	69
fc	8, 11
fixmath	66
fontenc	6, 8, 11, 67
gensymb	39
graphics	57
graphicx	57
ifsym	41, 48, 53, 56, 69, 70
isoent	67
latexsym	16, 21, 23, 26, 38, 55, 69, 70
manfnt	49, 51, 69, 70
marvosym	14, 39, 42–45, 49, 52, 56
matbbol	40
mathabx	18, 19, 21–25, 27, 28, 31, 32, 34, 36, 39, 42, 49, 55, 56, 69, 71
mathbbol	40
mathcomp	39
mathdots	37, 38, 60, 69, 70
mathrsfs	40, 69
mbboard	40, 69
nath	31, 33, 69
nicefrac	39, 69, 70
ntheorem	38
overrightarrow	35, 69
phonetic	10, 13, 57, 69

pifont .	8, 45–50, 55, 69, 70	<code>\perp</code> (\perp)	21, 59	<code>\preccurlyeq</code> (\preccurlyeq)	22
polynom	35	<code>\perthousand</code> ($\%$)	39	<code>\preccurlyeqeq</code> (\preccurlyeqeq)	21
psnfss	47	<code>\Pfund</code> (\mathbb{P})	14	<code>\prec</code> (\prec)	22
pxfonts	16, 17, 20–28, 30, 31, 38, 40, 55, 67	pharmaceutical prescription	<i>see</i> <code>\textrecipe</code>	<code>\preceq</code> (\preceq)	21
skak	54, 69, 70	<code>\textrecipe</code>		<code>\preceqq</code> (\preceqq)	22
skull	49, 69, 70	<code>\Phi</code> (Φ)	29	<code>\precnapprox</code> (\precnapprox)	23
slashed	58	<code>\phi</code> (ϕ)	29	<code>\precnapprox</code> (\precnapprox)	21
stmaryrd	17, 19, 21, 24, 25, 27, 28, 31, 32, 56, 69, 70	<code>\phiup</code> (ϕ)	30	<code>\precneq</code> (\precneq)	23
textcomp	6, 7, 11, 13–15, 26, 33, 39, 41, 51, 55, 67, 69, 70	<code>\Phone</code> (\mathbb{P})	50	<code>\precneqq</code> (\precneqq)	22
timing	41	<code>\phone</code> (\mathbb{P})	51	<code>\precnsim</code> (\precnsim)	23
tipa	8, 10–12, 57, 69, 70	<code>\PhoneHandset</code> (\mathbb{P})	50	<code>\precnsim</code> (\precnsim)	21
trfsigns	23, 31, 34, 69	phonetic (package)	10, 13, 57, 69	<code>\precsim</code> (\precsim)	22
trsym	23, 69, 70	phonetic symbols	8–10	<code>\precsim</code> (\precsim)	21
txfonts	16, 17, 20–28, 30, 31, 38, 40, 55, 57, 67, 69, 70	<code>\photon</code> (\sim)	41	prescription	<i>see</i> <code>\textrecipe</code>
ulsy	18, 28, 69	physical symbols	41	<code>\prime</code> (\prime)	38
underscore	7	<code>\Pi</code> (Π)	29	<code>\Printer</code> (\mathbb{P})	43
undertilde	37, 69, 70	<code>\pi</code> (π)	29	probabilistic independence	58
units	39	<code>\Pickup</code> (\mathbb{P})	43	<code>\prod</code> (\prod)	18
universa	49, 52, 69, 70	pifont (package)	8, 45–50, 55, 69, 70	<code>\prolim</code> (<code>\prolim</code>)	29
upgreek	30, 69, 70	70		pronunciation symbols	<i>see</i> phonetic symbols
upquote	67	<code>\pilcrow</code>	<i>see</i> <code>\P</code>	proof, end of	38
url	67	pipe	<i>see</i> <code>\textpipe</code>	<code>\propto</code> (\propto)	39
wasysym	8, 14–17, 19, 21, 23–26, 38, 41–43, 47, 48, 51, 56, 69, 70	<code>\Pisces</code> (\mathbb{P})	42	<code>\propto</code> (\propto)	21
wsuipa	10, 12, 13, 56, 57, 60, 69, 70	<code>\pisces</code> (\mathbb{P})	42	<code>\ProvidesPackage</code>	69
yfonts	40, 69, 70	<code>\Pisymbol</code>	55	<code>\Psi</code> (Ψ)	29
yhmath	34, 35, 37, 38, 60, 69	<code>\pitchfork</code> (\pitchfork)	39	<code>\psi</code> (ψ)	29
zapfchan	69	<code>\pitchfork</code> (\pitchfork)	21	<code>\psiup</code> (ψ)	30
Pakin, Scott	1, 69	<code>\piup</code> (π)	30	psnfss (package)	47
<code>\PaperLandscape</code> (\mathbb{P})	53	<code>\planck</code> (\hbar)	10	pulse diagram symbols	41
<code>\PaperPortrait</code> (\mathbb{P})	53	<code>\Plane</code> (\mathbb{P})	50	<code>\PulseHigh</code> (\mathbb{P})	41
<code>\par</code>	<i>see</i> <code>\invamp</code>	planets	41, 42	<code>\PulseLow</code> (\mathbb{P})	41
paragraph mark	<i>see</i> <code>\P</code>	playing cards	<i>see</i> card suits	punctuation	8
parallel	<i>see also</i> <code>\varparallel</code>	<code>\Plus</code> (\mathbb{P})	46	<code>\pwedge</code> (\mathbb{P})	10
<code>\parallel</code> (\parallel)	21	plus-or-minus sign	<i>see</i> <code>\pm</code>	pxfonts (package)	16, 17, 20–28, 30, 31, 38, 40, 55, 67
<code>\ParallelPort</code> (\mathbb{P})	43	<code>\PlusCenterOpen</code> (\mathbb{P})	46		
<code>\partial</code> (∂)	31	<code>\pluscirc</code> (\mathbb{P})	18		
<code>\partial</code> (∂)	30	<code>\PlusOutline</code> (\mathbb{P})	46		
<code>\partial</code> (∂)	31	plusses	<i>see</i> 46		
parts per thousand	<i>see</i> <code>\textperthousand</code>	<code>\PlusThinCenterOpen</code> (\mathbb{P})	46		
<code>\textperthousand</code>		<code>\Pluto</code> (\mathbb{P})	42		
<code>\passedpawn</code> (\mathbb{P})	54	<code>\Pluto</code> (\mathbb{P})	42		
pawn	<i>see</i> chess symbols	<code>\pluto</code> (\mathbb{P})	41		
<code>\Peace</code> (\mathbb{P})	50	<code>\pm</code> (\pm)	16		
<code>\PencilLeft</code> (\mathbb{P})	46	<code>\pmb</code>	66		
<code>\PencilLeftDown</code> (\mathbb{P})	46	<code>\pmod</code>	29		
<code>\PencilLeftUp</code> (\mathbb{P})	46	<code>\pod</code>	29		
<code>\PencilRight</code> (\mathbb{P})	46	<code>\pointer</code> (\mathbb{P})	51		
<code>\PencilRightDown</code> (\mathbb{P})	46	<code>\Pointinghand</code> (\mathbb{P})	49		
<code>\PencilRightUp</code> (\mathbb{P})	46	<code>\polishhook</code> (\mathbb{P})	13		
pencils	45, 46	polygons	48		
<code>\pentagon</code> (\mathbb{P})	48	polynom (package)	35		
percent sign	<i>see</i> <code>\%</code>	polynomial division	35		
<code>\permil</code> ($\%$)	15	PostScript fonts	14, 30, 40, 45, 47, 55, 64		
<code>\Perp</code> (\perp)	22	<code>\pounds</code> (\mathbb{P})	7, 68		
		power set (\mathbb{P})	<i>see</i> alphabets, math		
		<code>\Pr</code> (\mathbb{P})	29		
		<code>\prec</code> (\prec)	21		
		<code>\precapprox</code> (\preccurlyeq)	22		
		<code>\precapprox</code> (\preccurlyeq)	21		

rationalized Planck constant	<i>see</i>	\hbar	
\Rbag (§)	31		
\rbag (§)	31		
\rbbbrack ()	32		
\Rbrack ()	40		
\rBrack ()	33		
\rc (■)	13		
\rCeil ()	33		
\rceil ()	32		
\rcorners (,)	31		
\Re (ℜ)	30		
real numbers (ℝ)	<i>see</i> alphabets, math		
recipe	<i>see</i> trecipe		
\recorder (∅)	51		
\Rectangle (I)	49		
\RectangleBold (■)	49		
rectangles	49		
\RectangleThin (I)	49		
\Rectpipe (□)	43		
\Rectsteel (■)	43		
reduced quadrupole moment	<i>see</i>	rqm	
\reflectbox	57		
registered trademark	<i>see</i>	tregistered	
relational symbols	21		
binary	21–25		
negated binary	21–23		
triangle	25		
\Relbar (=)	28, 57		
\relbar (–)	28, 57		
\restoresymbol	55		
\restriction	<i>see</i>	\upharpoonright	
\restriction (↑)	27		
retracting	<i>see</i> trectracting		
return	<i>see</i> carriage return		
\revD (∩)	10		
\revdots (⋯)	60		
\reve (ə)	10		
\reveject (↵)	10		
\repsilon (ε)	10, 57		
reverse solidus	<i>see</i>	tbackslash	
reversed symbols	57		
\reversedvideobend (⤵)	49		
\revglotstop (⚡)	10		
\Rewind (◀)	52		
\RewindToIndex (◀◀)	52		
\RewindToStart (◀)	52		
\rfilet (⋮)	32		
\rFloor ()	33		
\rfloor ()	32		
\rgroup ()	32		
\RHD (▶)	17		
\rhd (▷)	16, 17		
ρ (ρ)	29		
ρup (ρ)	30		
\right	32, 33		
\RIGHTarrow (▶)	51		
\Rightarrow	52		
\Rightarrow (⇒ vs. → vs. ⇒)	56		
\Rightarrow (⇒)	16, 26		
\Rightarrow (→)	52		
\rightarrow (→)	27		
\rightarrow (→)	26		
\rightarrowtail (↘)	26		
\rightarrowtriangle (→)	27		
\rightarrowharpoon (⇒)	28		
\RIGHTCIRCLE (●)	51		
\RIGHTcircle (●)	51		
\Rightcircle (◊)	51		
\RightDiamond (◊)	48		
\rightharpoondown (↘)	28		
\rightharpoondown (↘)	26		
\rightharpoonup (↙)	28		
\rightharpoonup (↙)	26		
\rightleftarrows (↔)	27		
\rightleftarrows (↔)	26		
\rightleftharpoon (↔)	28		
\rightleftharpoons (⇌)	28		
\rightleftharpoons (⇌)	26		
\rightleftharpoonsfill	36		
\rightmoon (☾)	42		
\rightmoon (☽)	41		
\righttp (ˆ)	13		
\rightpointleft (↶)	46		
\rightpointright (↷)	46		
\rightrightarrows (⇔)	27		
\rightrightarrows (⇔)	26		
\rightrightarpoons (⇒)	28		
\Rightscissors (✂)	45		
\rightslice (⊃)	17		
\rightsquigarrow (↗)	27		
\rightsquigarrow (↗)	26		
\rightt (†)	13		
\rightthreetimes (⋈)	39		
\rightthreetimes (⋈)	16		
\rightthumbsdown (⤵)	46		
\rightthumbsup (⤴)	46		
\righttleftarrow (↶)	27		
\Righttorque (⌒)	43		
\rightturn (↻)	51		
\ring (◌̇)	34		
ring equal to	<i>see</i> circeq		
ring in equal to	<i>see</i> eqcirc		
\riota (ι)	10		
\rip (‡)	49		
\risingdotseq (≐)	22		
\risingdotseq (≐)	21		
\rJoin (⋈)	22		
\rlap	48, 59		
\rmoustache ()	32		
rook	<i>see</i> chess symbols		
roots	<i>see</i> sqrt		
\rotatebox	57		
rotated symbols	57		
\rotm (⊕)	10		
\rotOmega (⊖)	10		
\rotr (ι)	10		
\rotvara (⊖)	10		
\rotw (⊕)	10		
\roty (⋈)	10		
\RoundedLsteel (⊔)	43		
\RoundedTsteel (L)	43		
\RoundedTTsteel (I)	43		
\Rparen ())	40		
\rqm (f)	58		
\rrbracket ()	32		
\rrceil ()	31		
\Rrightarrow (⇒)	27		
\rrparenthesis ()	31		
\RS (▲)	43		
\Rsh (r)	27		
\Rsh (r)	26		
\rtimes (⋈)	18		
\rtimes (⋈)	16		
\rtriple	33		
\rVert ()	33		
S			
\S (§)	7, 68		
safety-related symbols	44		
\Sagittarius (♐)	42		
\sagittarius (♐)	42		
\samebishops (♠)	54		
sans (dsfont package option)	40		
\satellitedish (♁)	50		
\Saturn (♄)	42		
\Saturn (♄)	42		
\satur (h)	41		
\savesymbol	55		
\Sborder (≡)	50		
scaling			
mechanical	62, 64		
optical	62		
\scd (D)	10		
\scg (G)	10		
\schwa (ə)	10		
\schwa (ə)	10		
\sci (I)	10		
scientific symbols	41–44		
\ScissorHollowLeft (✂)	45		
\ScissorHollowRight (✂)	45		
\ScissorLeft (✂)	45		
\ScissorLeftBrokenBottom (✂)	45		
\ScissorLeftBrokenTop (✂)	45		
\ScissorRight (✂)	45		
$\ScissorRightBrokenBottom$ (✂)	45		
\ScissorRightBrokenTop (✂)	45		
scissors	45		
\scn (N)	10		
\Scorpio (♏)	42		
\scorpio (♏)	42		
\scr (R)	10		
script letters	<i>see</i> alphabets, math		
\scripta (a)	10		

<code>\scriptg</code> (g)	10	<code>\SixFlowerRemovedOpenPetal</code>		<code>\SpecialForty</code> ()	52
<code>\scriptscriptstyle</code>	58	()	47	<code>\sphericalangle</code> ()	39
<code>\scriptstyle</code>	58	<code>\SixStar</code> ()	47	<code>\sphericalangle</code> ()	38
<code>\scriptv</code> (v)	10	<code>\SixteenStarLight</code> ()	47	<code>\SpinDown</code> (\downarrow)	48
<code>\scu</code> (U)	10	skak (package)	54, 69, 70	<code>\SpinUp</code> (\uparrow)	48
<code>\scy</code> (Y)	10	skull (package)	49, 69, 70	<code>\splitvert</code>	43
seagull	<i>see</i> <code>\textseagull</code>	<code>\skull</code> ()	49	<code>\splitvert</code> (\updownarrow)	43
<code>\Searrow</code> ()	27	<code>\slash</code> (/)	67	<code>\sqbullet</code> ()	18
<code>\searrow</code> ()	27	<code>\slashb</code> ()	10	<code>\sqcap</code> (\sqcap)	18
<code>\searrow</code> ()	26, 59	<code>\slashc</code> ()	10	<code>\sqcap</code> (\sqcap)	16
<code>\sec</code> (sec)	29	<code>\slashd</code> ()	10	<code>\sqcapplus</code> (\sqcapplus)	17
<code>\second</code> (")	39	slashed (package)	58	<code>\sqcup</code> (\sqcup)	18
seconds, angular	<i>see</i> <code>\second</code>	<code>\slashed</code>	58	<code>\sqcup</code> (\sqcup)	16
<code>\secstress</code> (,)	13	slashed letters	58	<code>\sqcupplus</code> (\sqcupplus)	17
section mark	<i>see</i> <code>\S</code>	slashed.sty (file)	58	<code>\sqdoublecap</code> (\sqdoublecap)	18
<code>\SectioningDiamond</code> ()	53	<code>\slashu</code> ()	10	<code>\sqdoublecup</code> (\sqdoublecup)	18
<code>\see</code> (—)	54	<code>\Sleet</code> ()	53	<code>\sqiiint</code> ()	20
segmented digits	41	<code>\SmallCircle</code> (O)	48	<code>\sqiint</code> ()	20
<code>\selectfont</code>	6	<code>\SmallCross</code> (X)	48	<code>\sqiint</code> ()	20
semantic valuation	<i>see</i>	<code>\SmallDiamondshape</code> ()	48	<code>\sqint</code> ()	20
<code>\llbracket</code> / <code>\rrbracket</code>		<code>\smallfrown</code> (\frown)	21	<code>\sqint</code> ()	20
<i>and</i> <code>\lbbbrack</code> / <code>\rbbbrack</code>		<code>\SmallHBar</code> ($\bar{_}$)	48	<code>\sqrt</code> ($\sqrt{\blacksquare}$)	35, 59
semidirect products	16, 18, 39	<code>\SmallLowerDiamond</code> ()	48	<code>\sqSubset</code> (\sqSubset)	24
<code>\seppawns</code> ($\circ\circ$)	54	<code>\smallpencil</code> ()	45	<code>\sqsubset</code> (\sqsubset)	24
<code>\SerialInterface</code> ()	43	<code>\SmallRightDiamond</code> ()	48	<code>\sqsubset</code> (\sqsubset)	23, 24
<code>\SerialPort</code> ()	43	<code>\smallsetminus</code> (\setminus)	16	<code>\sqsubseteteq</code> (\sqsubseteteq)	24
set operators		<code>\smallsmile</code> (\smile)	21	<code>\sqsubseteteq</code> (\sqsubseteteq)	23
intersection	<i>see</i> <code>\cap</code>	<code>\SmallSquare</code> (\square)	48	<code>\sqsubseteteqq</code> (\sqsubseteteqq)	24
union	<i>see</i> <code>\cup</code>	<code>\SmallTriangleDown</code> (∇)	48	<code>\sqSupset</code> (\sqSupset)	24
<code>\setminus</code> (\setminus)	16	<code>\smalltriangledown</code> (\triangledown)	18	<code>\sqsupset</code> (\sqsupset)	24
SGML	67	<code>\SmallTriangleLeft</code> (\triangleleft)	48	<code>\sqsupset</code> (\sqsupset)	23, 24
sha	<i>see</i> Tate-Shafarevich group	<code>\smalltriangleright</code> (\triangleright)	48	<code>\sqsupseteteq</code> (\sqsupseteteq)	24
<code>\sharp</code> (\sharp)	38, 51	<code>\smalltriangleright</code> (\triangleright)	18	<code>\sqsupseteteqq</code> (\sqsupseteteqq)	24
<code>\Shilling</code> (β)	14	<code>\SmallTriangleUp</code> (\triangleup)	48	<code>\sqsupsetetneq</code> (\sqsupsetetneq)	24
<code>\shortdownarrow</code> (\downdownarrows)	27	<code>\smalltriangleup</code> (\triangleup)	18	<code>\Square</code> (\square)	48
<code>\ShortFifty</code> ()	52	<code>\SmallVBar</code> ($\bar{_}$)	48	<code>\Square</code> (\square vs. \square vs. \square)	56
<code>\ShortForty</code> ()	52	<code>\smile</code> (\smile)	21	<code>\Square</code> (\square)	47
<code>\shortleftarrow</code> (\leftarrow)	27	<code>\Smiley</code> ()	52	<code>\Square</code> (\square)	49
<code>\shortmid</code> (\mid)	21	<code>\smiley</code> ()	51	<code>\square</code> (\square)	18
<code>\ShortNinetyFive</code> ()	52	smiley faces	43, 51, 52	<code>\square</code> (\square)	38
<code>\shortparallel</code> (\parallel)	21	<code>\Snow</code> ()	53	square root	<i>see</i> <code>\sqrt</code>
<code>\ShortPulseHigh</code> ()	41	<code>\SnowCloud</code> ()	53	hooked	<i>see</i> <code>\hksqrt</code>
<code>\ShortPulseLow</code> ()	41	<code>\Snowflake</code> ()	47	<code>\SquareCastShadowBottomRight</code>	
<code>\shortrightarrow</code> (\rightarrow)	27	<code>\SnowflakeChevron</code> ()	47	(\square)	49
<code>\ShortSixty</code> ()	52	<code>\SnowflakeChevronBold</code> ()	47	<code>\SquareCastShadowTopLeft</code> (\square)	
<code>\ShortThirty</code> ()	52	snowflakes	47, 48	49
<code>\shortuparrow</code> (\uparrow)	27	<code>\SO</code> (\mathcal{S})	43	<code>\SquareCastShadowTopRight</code>	
<code>\showclock</code>	53	<code>\SOH</code> (\textcircled{S})	43	(\square)	49
<code>\SI</code> (\textcircled{S})	43	space		<code>\Squaredot</code> ($\dot{\square}$)	39
<code>\Sigma</code> (Σ)	29	thin	65	<code>\Squarepipe</code> (\square)	43
<code>\sigma</code> (σ)	29	space, visible	7	squares	48, 49
<code>\sigmaup</code> (σ)	30	spades (suit)	38, 50	<code>\SquareShadowA</code> (\square)	48
<code>\sim</code> (\sim)	21, 67	<code>\spadesuit</code> ()	38	<code>\SquareShadowB</code> (\square)	48
<code>\simeq</code> (\simeq)	21	<code>\Sparkle</code> ()	47	<code>\SquareShadowBottomRight</code> (\square)	
<code>\sin</code> (sin)	29	<code>\SparkleBold</code> ()	47	49
<code>\sinh</code> (sinh)	29	sparkles	47, 48	<code>\SquareShadowC</code> (\square)	48
<code>\SixFlowerAlternate</code> ()	47	“special” characters	7		
<code>\SixFlowerAltPetal</code> ()	47				
<code>\SixFlowerOpenCenter</code> ()	47				
<code>\SixFlowerPetalDotted</code> ()	47				
<code>\SixFlowerPetalRemoved</code> ()	47				

<code>\SquareShadowTopLeft</code> (◻) .	49
<code>\SquareShadowTopRight</code> (◻) .	49
<code>\SquareSolid</code> (■)	49
<code>\Squaresteel</code> (■)	43
<code>\squarewithdots</code> (⊠)	50
<code>\sqplus</code> (⊕)	18
<code>\SS</code> (SS)	8
<code>\ss</code> (ß)	8
<code>\ssearrow</code> (↘)	27
<code>\sslash</code> (//)	17
<code>\sswarrow</code> (↙)	27
<code>\stackrel</code>	16, 61
<code>\star</code> (★)	16, 60
Star of David	47
stars	38, 47, 48
statistical independence	58
sterling	<i>see</i> <code>\pounds</code>
<code>stmaryrd</code> (package)	17, 19, 21, 24, 25, 27, 28, 31, 32, 56, 69, 70
stochastic independence <i>see</i> <code>\bot</code>	
<code>\StoneMan</code> (▲)	53
<code>\Stopsign</code> (⊞)	44
<code>\StopWatchEnd</code> (⌚)	53
<code>\StopWatchStart</code> (⌚)	53
<code>\stress</code> (ˈ)	13
<code>\strictfi</code> (ε)	22
<code>\strictif</code> (↔)	22
<code>\strictiff</code> (ε↔)	22
<code>\StrokeFive</code> (⦶)	53
<code>\StrokeFour</code> (⦷)	53
<code>\StrokeOne</code> (⦶)	53
<code>\StrokeThree</code> (⦷)	53
<code>\StrokeTwo</code> (⦷)	53
<code>\STX</code> (⊕)	43
<code>\SUB</code> (→)	43
subscripts	
new symbols used in	58
<code>\Subset</code> (⊆)	24
<code>\Subset</code> (⊆)	23
<code>\subset</code> (⊂)	24
<code>\subset</code> (⊂)	23
<code>\subseteq</code> (⊆)	24
<code>\subseteq</code> (⊆)	23
<code>\subseteqeq</code> (⊆)	24
<code>\subseteqeq</code> (⊆)	23
<code>\subseteqqq</code> (⊆)	24
<code>\subseteqqq</code> (⊆)	23
<code>\subsetneq</code> (⊂)	24
<code>\subsetneq</code> (⊂)	23
<code>\subsetneqq</code> (⊂)	24
<code>\subsetneqq</code> (⊂)	23
<code>\subsetplus</code> (⊆)	24
<code>\subsetpluseq</code> (⊆)	24
subsets	23, 24
<code>\succ</code> (⋻)	21
<code>\succapprox</code> (⋻)	22
<code>\succapprox</code> (⋻)	21
<code>\succcurlyeq</code> (⋻)	22
<code>\succcurlyeq</code> (⋻)	21
<code>\succdot</code> (⋻)	22
<code>\succeq</code> (⋻)	21
<code>\succeqq</code> (⋻)	22

<code>\succnapprox</code> (⋻)	23
<code>\succnapprox</code> (⋻)	21
<code>\succeq</code> (⋻)	23
<code>\succeqq</code> (⋻)	22
<code>\succsim</code> (⋻)	23
<code>\succsim</code> (⋻)	21
<code>\succsim</code> (⋻)	22
<code>\succsim</code> (⋻)	21
such that (3)	57
<code>\sum</code> (∑)	18
<code>\Summit</code> (▲)	53
<code>\SummitSign</code> (†)	53
<code>\Sun</code> (☉)	42
<code>\Sun</code> (☉ vs. ☼ vs. ☽)	56
<code>\Sun</code> (☉)	42
<code>\Sun</code> (☼)	53
<code>\sun</code> (☼)	51
<code>\SunCloud</code> (☼)	53
<code>\SunshineOpenCircled</code> (☼)	50
<code>\sup</code> (sup)	29
superscripts	
new symbols used in	58
supersets	23, 24
<code>\Supset</code> (⊇)	24
<code>\Supset</code> (⊇)	23
<code>\supset</code> (⊃)	24
<code>\supset</code> (⊃)	23
<code>\supseteq</code> (⊇)	24
<code>\supseteq</code> (⊇)	23
<code>\supseteqq</code> (⊇)	24
<code>\supseteqq</code> (⊇)	23
<code>\supsetneq</code> (⊃)	24
<code>\supsetneq</code> (⊃)	23
<code>\supsetneqq</code> (⊃)	24
<code>\supsetneqq</code> (⊃)	23
<code>\supsetplus</code> (⊇)	24
<code>\supsetpluseq</code> (⊇)	24
<code>\surd</code> (√)	38
<code>\SurveySign</code> (Δ)	53
<code>\Swarrow</code> (↘)	27
<code>\swarrow</code> (↘)	27
<code>\swarrow</code> (↘)	26, 59
swung dash	<i>see</i> <code>\sim</code>
<code>\syl</code> (■)	13
<code>\syllabic</code> (,)	13
Symbol (PostScript font)	30, 55
symbols	
alpine	53
APL	42
astrological	42
astronomical	41, 42
biological	43
body-text	7–15
bold	65–66
chess	54
clock	53
communication	43
computer hardware	43
contradiction	16, 28
currency	13, 14, 40
dangerous bend	49

definition	16, 61
dictionary	<i>see</i> symbols,
phonetic	
dingbat	45–50
dot	37, 38
electrical	41
engineering	41, 43
genealogical	51
general	51
information	49
informer	54
Knuth's	49, 51
laundry	52
letter-like	30, 31
linguistic	8–10
log-like	29, 65
mathematical	16–40
METAFONTbook	51
miscellaneous	38, 39, 50–54
monetary	13, 14, 40
navigation	52
phonetic	8–10
physical	41
pulse diagram	41
relational	21
reversed	57
rotated	57
safety-related	44
scientific	41–44
subset and superset	23, 24
technological	41–44
T _E Xbook	49, 51
upside-down	57
variable-sized	18–20
weather	53
zodiacal	42
<code>symbols.tex</code> (file)	55, 69
<code>\SYN</code> (→)	43

T














<code>\T</code>	8
<code>\t</code> (■)	11
tacks	21, 30
<code>\taild</code> (d)	10
<code>\tailinvr</code> (r)	10
<code>\taill</code> (l)	10
<code>\tailn</code> (n)	10
<code>\tailr</code> (r)	10
<code>\tails</code> (s)	10
<code>\tailt</code> (t)	10
<code>\tailz</code> (z)	10
<code>\talloblong</code> (ll)	17
tally markers	53
<code>\tan</code> (tan)	29
<code>\tanh</code> (tanh)	29
<code>\Tape</code> (♻)	50
<code>\Taschenuhr</code> (⌚)	53
Tate-Shafarevich group (III)	55
<code>\tau</code> (τ)	29
<code>\Taurus</code> (♉)	42
<code>\Taurus</code> (♉)	42
<code>\taurus</code> (♉)	42


<code>\tauup</code> (τ)	30	<code>\textcelsius</code> ($^{\circ}\text{C}$)	41	<code>\textdownstep</code> (\dagger)	9
<code>\tccentigrade</code> ($^{\circ}\text{C}$)	39	<code>\textceltpal</code> ($^{\circ}$)	9	<code>\textdyoghlig</code> (đ)	9
<code>\tcmu</code> (μ)	39	<code>\textcent</code> (¢)	13, 68	<code>\textdzlig</code> (đz)	9
<code>\tcohm</code> (Ω)	39	<code>\textcentoldstyle</code> (¢)	13	<code>\texteightoldstyle</code> (8)	14
<code>\tcpertenthousand</code> (‰)	39	<code>\textchi</code> (χ)	9	<code>\textellipsis</code> (...)	7
<code>\tcpertousand</code> (‰)	39	<code>\textcircled</code> (Ⓢ)	11	<code>\textemdash</code> (—)	7
<code>\td</code> (■)	13	<code>\textcircledP</code> (Ⓟ)	14	<code>\textendash</code> (–)	7
technological symbols	41–44	<code>\textcircircumacute</code> (Ⓢ)	11	<code>\textepsilon</code> (ϵ)	9
<code>\Telefon</code> (☎)	43	<code>\textcircircumdot</code> (Ⓢ)	11	<code>\textesh</code> (ř)	9
<code>\Telephone</code> (☎)	53	<code>\textcloseepsilon</code> (ϵ)	9	<code>\textestimated</code> (€)	15
<code>\Tent</code> (▲)	53	<code>\textcloseomega</code> (ω)	9	<code>\texteuro</code> (€)	13
<code>\tesh</code> (ř)	10	<code>\textcloserevepsilon</code> (ϵ)	9	<code>\textexclamdown</code> (¡)	7
<code>testfont.dvi</code> (file)	64	<code>\textcolonmonetary</code> (€)	13	<code>\textfishhookr</code> (ř)	9
<code>testfont.tex</code> (file)	62, 64	<code>\textcommatailz</code> (z)	9	<code>\textfiveoldstyle</code> (5)	14
<code>T_EX</code> 55, 57–59, 61, 62, 64, 65, 67, 70		<code>textcomp</code> (package)	6, 7, 11, 13–15, 26, 33, 39, 41, 51, 55, 67, 69, 70	<code>\textflorin</code> (₣)	13
<code>T_EXbook, The</code>	57–61, 65	<code>\textcopyleft</code> (©)	14	<code>\textfouroldstyle</code> (4)	14
symbols from	49, 51	<code>\textcopyright</code> (©)	7, 14, 68	<code>\textfractionsolidus</code> (/)	39
<code>\text</code>	16, 58, 59	<code>\textcorner</code> (⌞)	9	<code>\textfrac</code>	40
<code>\textacutedbl</code> (¨)	13	<code>\textcorb</code> (Ⓢ)	9	<code>\textg</code> (g)	9
<code>\textacutemacron</code> (Ⓢ)	11	<code>\textcrd</code> (đ)	9	<code>\textgamma</code> (γ)	9
<code>\textacutewedge</code> (Ⓢ)	11	<code>\textctd</code> (đ)	9	<code>\textglobfall</code> (↘)	9
<code>\textadvancing</code> (Ⓢ)	11	<code>\textctg</code> (g)	9	<code>\textglobrise</code> (↗)	10
<code>\textasciiacute</code> (´)	13, 68	<code>\textctrh</code> (h)	9	<code>\textglotstop</code> (?)	9
<code>\textasciibreve</code> (˘)	13	<code>\textctcrinvglotstop</code> (š)	9	<code>\textgoth</code>	40
<code>\textasciicaron</code> (ˇ)	13	<code>\textcrlambda</code> (λ)	9	<code>\textgravecircum</code> (Ⓢ)	11
<code>\textasciicircum</code> (ˆ)	7, 67	<code>\textcrtwo</code> (2)	9	<code>\textgravedbl</code> (¨)	13
<code>\textasciidieresis</code> (¨)	13, 68	<code>\textctc</code> (c)	9	<code>\textgravedot</code> (Ⓢ)	11
<code>\textasciigrave</code> (˘)	13	<code>\textctd</code> (d)	9	<code>\textgravemacron</code> (Ⓢ)	11
<code>\textasciimacron</code>	67	<code>\textctdctzlig</code> (đz)	9	<code>\textgravemid</code> (Ⓢ)	11
<code>\textasciimacron</code> (˘)	13, 68	<code>\textctesh</code> (ř)	9	<code>\textgreater</code> (>)	7, 66, 67
<code>\textasciitilde</code> (˜)	7, 67	<code>\textctj</code> (j)	9	<code>\textguarani</code> (₲)	13
<code>\textasteriskcentered</code> (*)	7, 15	<code>\textctn</code> (n)	9	<code>\texthalflength</code> (ˆ)	9
<code>\textbabygamma</code> (x)	9	<code>\textctt</code> (t)	9	<code>\texthardsign</code> (Ⓢ)	9
<code>\textbackslash</code> (\)	7, 66, 67	<code>\textcttctclig</code> (tç)	9	<code>\texthooktop</code> (ˆ)	9
<code>\textbaht</code> (฿)	13	<code>\textcttyogh</code> (ȝ)	9	<code>\texthtb</code> (ß)	9
<code>\textbar</code> ()	7, 66, 67	<code>\textctz</code> (z)	9	<code>\texthtbardotlessj</code> (f)	9
<code>\textbarb</code> (Ⓢ)	9	<code>\textcurrency</code> (₹)	13, 68	<code>\texthtc</code> (c)	9
<code>\textbarc</code> (c)	9	<code>\textdagger</code> (†)	7, 15	<code>\texthtd</code> (d)	9
<code>\textbard</code> (d)	9	<code>\textdaggerdbl</code> (‡)	7, 15	<code>\texthtg</code> (g)	9
<code>\textbardbl</code> ()	15	<code>\textdbend</code> (⤵)	49	<code>\texthth</code> (h)	9
<code>\textbardotlessj</code> (f)	9	<code>\textdblhyphen</code> (=)	15	<code>\texththeng</code> (h)	9
<code>\textbarg</code> (g)	9	<code>\textdblhyphenchar</code> (=)	15	<code>\texthtk</code> (k)	9
<code>\textbarglotstop</code> (ř)	9	<code>\textdctzlig</code> (dz)	9	<code>\texthtp</code> (p)	9
<code>\textbari</code> (i)	9	<code>\textdegree</code> (°)	39, 68	<code>\texthtq</code> (q)	9
<code>\textbarl</code> (l)	9	<code>\textdied</code> (†)	51	<code>\texthtrtaild</code> (d)	9
<code>\textbaro</code> (o)	9	<code>\textdiscount</code> (/)	15	<code>\texthtscg</code> (G)	9
<code>\textbarrevglotstop</code> (ř)	9	<code>\textdiv</code> (÷)	39	<code>\texthtt</code> (t)	9
<code>\textbaru</code> (Ⓢ)	9	<code>\textdivorced</code> (Ⓢ)	51	<code>\texthvlig</code> (hv)	9
<code>\textbeltl</code> (ł)	9	<code>\textdollar</code> ($\text{\$}$)	7, 13	<code>\textifsym</code>	41
<code>\textbeta</code> (β)	9	<code>\textdollaroldstyle</code> ($\text{\$}$)	13	<code>\textinterrobang</code> (?)	15
<code>\textbigcircle</code> (○)	15	<code>\textdong</code> (₫)	13	<code>\textinterrobangdown</code> (‡)	15
<code>\textblank</code> (b)	15	<code>\textdotacute</code> (Ⓢ)	11	<code>\textinvglotstop</code> (š)	9
<code>\textborn</code> (*)	51	<code>\textdotbreve</code> (Ⓢ)	11	<code>\textinvscr</code> (v)	9
<code>\textbottomtiebar</code> (Ⓢ)	11	<code>\textdoublebaresh</code> (ř)	9	<code>\textinvsubbridge</code> (Ⓢ)	11
<code>\textbraceleft</code> ($\text{\{}$)	7	<code>\textdoublebarpipe</code> (‡)	9	<code>\textiota</code> (i)	9
<code>\textbraceright</code> (\)	7	<code>\textdoublebarslash</code> (≠)	9	<code>\textlambda</code> (λ)	9
<code>\textbreve</code> (˘)	11	<code>\textdoublegrave</code> (Ⓢ)	11	<code>\textlangle</code> (\langle)	33, 67
<code>\textbrokenbar</code> ()	15, 68	<code>\textdoublepipe</code> ()	9	<code>\textlbrackdbl</code> ()	33
<code>\textbullet</code> (•)	7, 15	<code>\textdoublepipe</code> ()	9	<code>\textleaf</code> (☞)	51
<code>\textbullseye</code> (⊙)	9	<code>\textdoublevbaraccent</code> (Ⓢ)	11	<code>\textleftarrow</code> (←)	26
		<code>\textdoublevertline</code> ()	9	<code>\textlengthmark</code> (:)	9
		<code>\textdownarrow</code> (↓)	26	<code>\textless</code> (<)	7, 66, 67

<code>\textlhbend</code> ($\text{\textcircled{S}}$)	49	<code>\textraiseplotstop</code> (?)	9	<code>\textsubarch</code> ($\text{\textcircled{A}}$)	12
<code>\textlhookt</code> ($\text{\textcircled{t}}$)	9	<code>\textraiseviby</code> ($\text{\textcircled{l}}$)	9	<code>\textsubbar</code> ($\text{\textcircled{B}}$)	12
<code>\textlhtlongi</code> ($\text{\textcircled{i}}$)	9	<code>\textraising</code> ($\text{\textcircled{M}}$)	12	<code>\textsubbridge</code> ($\text{\textcircled{C}}$)	12
<code>\textlhtlongy</code> ($\text{\textcircled{y}}$)	9	<code>\texttramshorns</code> ($\text{\textcircled{x}}$)	9	<code>\textsubcircum</code> ($\text{\textcircled{D}}$)	12
<code>\textlira</code> ($\text{\textcircled{£}}$)	13	<code>\texttriangle</code> ($\text{\textcircled{}}$)	33, 67	<code>\textsubdot</code> ($\text{\textcircled{E}}$)	12
<code>\textlnot</code> ($\text{\textcircled{\neg}}$)	39, 68	<code>\texttrbrackdbl</code> ($\text{\textcircled{ }}$)	33	<code>\textsubgrave</code> ($\text{\textcircled{F}}$)	12
<code>\textlonglegr</code> ($\text{\textcircled{r}}$)	9	<code>\texttrecepe</code> ($\text{\textcircled{R}}$)	15, 57	<code>\textsubhalfkring</code> ($\text{\textcircled{G}}$)	12
<code>\textlowering</code> ($\text{\textcircled{#}}$)	11	<code>\textreferencemark</code> ($\text{\textcircled{*}}$)	15, 16	<code>\textsubplus</code> ($\text{\textcircled{H}}$)	12
<code>\textlptr</code> ($\text{\textcircled{^}}$)	9	<code>\textregistered</code> ($\text{\textcircled{R}}$)	7, 14, 68	<code>\textsubrhalfkring</code> ($\text{\textcircled{I}}$)	12
<code>\textlquill</code> ($\text{\textcircled{f}}$)	33	<code>\textretracting</code> ($\text{\textcircled{#}}$)	12	<code>\textsubring</code> ($\text{\textcircled{J}}$)	12
<code>\textltailm</code> ($\text{\textcircled{m}}$)	9	<code>\textrevapostrophe</code> ($\text{\textcircled{'}}$)	9	<code>\textsubsquare</code> ($\text{\textcircled{K}}$)	12
<code>\textltailn</code> ($\text{\textcircled{n}}$)	9	<code>\textreve</code> ($\text{\textcircled{e}}$)	9	<code>\textsubtilde</code> ($\text{\textcircled{L}}$)	12
<code>\textltilde</code> ($\text{\textcircled{t}}$)	9	<code>\textrevepsilon</code> ($\text{\textcircled{\epsilon}}$)	9, 57	<code>\textsubumlaut</code> ($\text{\textcircled{M}}$)	12
<code>\textlyoghlig</code> ($\text{\textcircled{b}}$)	9	<code>\textreversedvideobend</code> ($\text{\textcircled{>}}$)	49	<code>\textsubw</code> ($\text{\textcircled{N}}$)	12
<code>\textmarried</code> ($\text{\textcircled{\infty}}$)	51	<code>\textrevglotstop</code> ($\text{\textcircled{f}}$)	9	<code>\textsubwedge</code> ($\text{\textcircled{O}}$)	12
<code>\textmho</code> ($\text{\textcircled{Ω}}$)	41	<code>\textrevyogh</code> ($\text{\textcircled{g}}$)	9	<code>\textsuperimposetilde</code> ($\text{\textcircled{P}}$)	12
<code>\textmidacute</code> ($\text{\textcircled{#}}$)	11	<code>\textrevyogh</code> ($\text{\textcircled{g}}$)	9	<code>\textsuperscript</code>	13
<code>\textminus</code> ($\text{\textcircled{-}}$)	39	<code>\textrhookrepsilon</code> ($\text{\textcircled{\epsilon}}$)	9	<code>\textsurd</code> ($\text{\textcircled{\sqrt{}}$)	39
<code>\textmu</code> ($\text{\textcircled{μ}}$)	41, 68	<code>\textrhookswa</code> ($\text{\textcircled{\sigma}}$)	9	<code>\textswab</code>	40
<code>\textmusicalnote</code> ($\text{\textcircled{♩}}$)	15	<code>\textrhoticity</code> ($\text{\textcircled{~}}$)	9	<code>\textsyllabic</code> ($\text{\textcircled{#}}$)	12
<code>\textnaira</code> ($\text{\textcircled{₦}}$)	13	<code>\texttrightarrow</code> ($\text{\textcircled{→}}$)	26	<code>\texttctclig</code> ($\text{\textcircled{tc}}$)	9
<code>\textnineoldstyle</code> ($\text{\textcircled{9}}$)	14	<code>\texttringmacron</code> ($\text{\textcircled{#}}$)	12	<code>\texttreshlig</code> ($\text{\textcircled{tf}}$)	9
<code>\textnumero</code> ($\text{\textcircled{№}}$)	15	<code>\textroundcap</code> ($\text{\textcircled{#}}$)	12	<code>\texttheta</code> ($\text{\textcircled{θ}}$)	9
<code>\textObardotlessj</code> ($\text{\textcircled{j}}$)	9	<code>\textrptr</code> ($\text{\textcircled{^}}$)	9	<code>\textthorn</code> ($\text{\textcircled{þ}}$)	9
<code>\textohm</code> ($\text{\textcircled{Ω}}$)	41	<code>\textrquill</code> ($\text{\textcircled{j}}$)	33	<code>\textthreeoldstyle</code> ($\text{\textcircled{3}}$)	14
<code>\textOlyoghlig</code> ($\text{\textcircled{b}}$)	9	<code>\textrtaill</code> ($\text{\textcircled{d}}$)	9	<code>\textthreequarters</code> ($\text{\textcircled{\frac{3}{4}}}$)	39, 68
<code>\textomega</code> ($\text{\textcircled{ω}}$)	9	<code>\textrtaill</code> ($\text{\textcircled{l}}$)	10	<code>\textthreequartersemdash</code> ($\text{\textcircled{-}}$)	15
<code>\textonehalf</code> ($\text{\textcircled{\frac{1}{2}}}$)	39, 68	<code>\textrtailln</code> ($\text{\textcircled{n}}$)	9	<code>\textthreesuperior</code> ($\text{\textcircled{³}}$)	39, 68
<code>\textoneoldstyle</code>	14	<code>\textrtaillr</code> ($\text{\textcircled{r}}$)	9	<code>\texttildedot</code> ($\text{\textcircled{#}}$)	12
<code>\textoneoldstyle</code> ($\text{\textcircled{1}}$)	14	<code>\textrtaill</code> ($\text{\textcircled{s}}$)	9	<code>\texttildelow</code> ($\text{\textcircled{~}}$)	15, 67
<code>\textonequarter</code> ($\text{\textcircled{\frac{1}{4}}}$)	39, 68	<code>\textrtaill</code> ($\text{\textcircled{t}}$)	9	<code>\texttimes</code> ($\text{\textcircled{×}}$)	39
<code>\textonesuperior</code> ($\text{\textcircled{¹}}$)	39, 68	<code>\textrtaillz</code> ($\text{\textcircled{z}}$)	9	<code>\texttoneletterstem</code> ($\text{\textcircled{l}}$)	9
<code>\textopenbullet</code> ($\text{\textcircled{•}}$)	15	<code>\textrthook</code> ($\text{\textcircled{J}}$)	9	<code>\texttoptiebar</code> ($\text{\textcircled{#}}$)	12
<code>\textopencorner</code> ($\text{\textcircled{^}}$)	9	<code>\texttsca</code> ($\text{\textcircled{A}}$)	9	<code>\texttrademark</code> ($\text{\textcircled{™}}$)	7, 14
<code>\textopeno</code> ($\text{\textcircled{o}}$)	9	<code>\textscb</code> ($\text{\textcircled{B}}$)	9	<code>\texttlig</code> ($\text{\textcircled{ts}}$)	9
<code>\textordfeminine</code> ($\text{\textcircled{ª}}$)	7, 15, 68	<code>\textsce</code> ($\text{\textcircled{E}}$)	9	<code>\textturna</code> ($\text{\textcircled{e}}$)	9
<code>\textordmasculine</code> ($\text{\textcircled{º}}$)	7, 15, 68	<code>\textscg</code> ($\text{\textcircled{G}}$)	9	<code>\textturncelig</code> ($\text{\textcircled{æ}}$)	9
<code>\textovercross</code> ($\text{\textcircled{#}}$)	11	<code>\textsch</code> ($\text{\textcircled{H}}$)	9	<code>\textturnh</code> ($\text{\textcircled{u}}$)	9
<code>\textoverw</code> ($\text{\textcircled{#}}$)	12	<code>\textschwa</code> ($\text{\textcircled{a}}$)	9	<code>\textturnk</code> ($\text{\textcircled{x}}$)	9
<code>\textpalhook</code> ($\text{\textcircled{,}}$)	9	<code>\textsci</code> ($\text{\textcircled{I}}$)	9	<code>\textturnlonglegr</code> ($\text{\textcircled{l}}$)	9
<code>\textparagraph</code> ($\text{\textcircled{¶}}$)	7, 15	<code>\textscj</code> ($\text{\textcircled{J}}$)	9	<code>\textturnm</code> ($\text{\textcircled{u}}$)	9
<code>\textperiodcentered</code> ($\text{\textcircled{.}}$)	7, 15, 68	<code>\textscl</code> ($\text{\textcircled{L}}$)	9	<code>\textturnmleg</code> ($\text{\textcircled{u}}$)	9
<code>\textpertenthousand</code> ($\text{\textcircled{‰}}$)	15	<code>\textscn</code> ($\text{\textcircled{N}}$)	9	<code>\textturnr</code> ($\text{\textcircled{i}}$)	9
<code>\textperthousand</code> ($\text{\textcircled{‰}}$)	15	<code>\textscoelig</code> ($\text{\textcircled{æ}}$)	9	<code>\textturnrrtail</code> ($\text{\textcircled{t}}$)	9
<code>\textpeso</code> ($\text{\textcircled{₱}}$)	13	<code>\textscomega</code> ($\text{\textcircled{Ω}}$)	9	<code>\textturnscripta</code> ($\text{\textcircled{v}}$)	9
<code>\textphi</code> ($\text{\textcircled{φ}}$)	9	<code>\textscr</code> ($\text{\textcircled{R}}$)	9	<code>\textturnt</code> ($\text{\textcircled{t}}$)	9
<code>\textpilcrow</code> ($\text{\textcircled{¶}}$)	15	<code>\textscripta</code> ($\text{\textcircled{a}}$)	9	<code>\textturnv</code> ($\text{\textcircled{Δ}}$)	9
<code>\textpipe</code> ($\text{\textcircled{ }}$)	9	<code>\textscriptg</code> ($\text{\textcircled{g}}$)	9	<code>\textturnw</code> ($\text{\textcircled{M}}$)	9
<code>\textpm</code> ($\text{\textcircled{±}}$)	39, 68	<code>\textscriptv</code> ($\text{\textcircled{v}}$)	9	<code>\textturny</code> ($\text{\textcircled{Δ}}$)	9
<code>\textpolhook</code> ($\text{\textcircled{#}}$)	12	<code>\textscu</code> ($\text{\textcircled{U}}$)	9	<code>\texttwelveudash</code> ($\text{\textcircled{-}}$)	15
<code>\textprimstress</code> ($\text{\textcircled{^}}$)	9	<code>\textscv</code> ($\text{\textcircled{V}}$)	9	<code>\texttwooldstyle</code>	14
<code>\textquestiondown</code> ($\text{\textcircled{¿}}$)	7	<code>\textseagull</code> ($\text{\textcircled{#}}$)	12	<code>\texttwooldstyle</code> ($\text{\textcircled{2}}$)	14
<code>\textquotedbl</code> ($\text{\textcircled{"}}$)	8, 66	<code>\textsecstress</code> ($\text{\textcircled{,}}$)	9	<code>\texttwosuperior</code> ($\text{\textcircled{²}}$)	39, 68
<code>\textquotedblleft</code> ($\text{\textcircled{“}}$)	7	<code>\textsection</code> ($\text{\textcircled{§}}$)	7, 15	<code>\textunderscore</code> ($\text{\textcircled{.}}$)	7
<code>\textquotedblright</code> ($\text{\textcircled{”}}$)	7	<code>\textservicemark</code> ($\text{\textcircled{SM}}$)	14	<code>\textuparrow</code> ($\text{\textcircled{↑}}$)	26
<code>\textquoteleft</code> ($\text{\textcircled{‘}}$)	7	<code>\textsevenoldstyle</code> ($\text{\textcircled{7}}$)	14	<code>\textupsilon</code> ($\text{\textcircled{υ}}$)	9
<code>\textquoteright</code> ($\text{\textcircled{’}}$)	7	<code>\textsixoldstyle</code> ($\text{\textcircled{6}}$)	14	<code>\textupstep</code> ($\text{\textcircled{†}}$)	9
<code>\textquotesingle</code> ($\text{\textcircled{’}}$)	15	<code>\textsoftsign</code> ($\text{\textcircled{ь}}$)	9	<code>\textvbaraccent</code> ($\text{\textcircled{#}}$)	12
<code>\textquoteststraightbase</code> ($\text{\textcircled{,}}$)	15	<code>\textsterling</code> ($\text{\textcircled{£}}$)	7, 13	<code>\textvline</code> ($\text{\textcircled{ }}$)	9
<code>\textquoteststraightdblbase</code> ($\text{\textcircled{,,}}$)	15	<code>\textstretchc</code> ($\text{\textcircled{C}}$)	9	<code>\textviby</code> ($\text{\textcircled{i}}$)	9
		<code>\textstyle</code>	58, 65	<code>\textviby</code> ($\text{\textcircled{y}}$)	9
		<code>\textsubacute</code> ($\text{\textcircled{#}}$)	12		









<code>\textvisiblespace</code> (␣)	7	<code>\trianglelefteq</code> (\trianglelefteq)	25	<code>\undertilde</code> ($\underline{\cdot}$)	13
<code>\textwon</code> (₩)	13	<code>\trianglelefteq</code> (\trianglelefteq)	25	<code>\underwedge</code> (\underwedge)	13
<code>\textwynn</code> (p)	9	<code>\trianglelefteqslant</code> (\trianglelefteqslant)	25	union	<i>see</i> <code>\cup</code>
<code>\textyen</code> (¥)	13, 68	<code>\triangleq</code> (\triangleq)	16, 25	<code>\unitedpawns</code> ($\circ\circ$)	54
<code>\textyogh</code> (ȝ)	9	<code>\TriangleRight</code> (\triangleright)	48	units (package)	39
<code>\textzeroldstyle</code> (o)	14	<code>\triangleright</code> (\triangleright)	25	unity (1)	<i>see</i> alphabets, math
<code>\TH</code> (P)	8	<code>\trianglerighteq</code> (\trianglerighteq)	16	universa (package)	49, 52, 69, 70
<code>\th</code> (p)	8	<code>\trianglerighteq</code> (\trianglerighteq)	25	<code>\unlhd</code> (\unlhd)	16, 17
Thành, Hàn Thê	60	<code>\trianglerighteqslant</code> (\trianglerighteqslant)	25	<code>\unrhd</code> (\unrhd)	16, 17
<code>\therefore</code> (\therefore)	22	triangles	38, 48, 49	<code>\upalpha</code> (α)	30
<code>\therefore</code> (\therefore)	21	<code>\TriangleUp</code> (\triangle)	48	<code>\UParrow</code> (\blacktriangle)	51
<code>\Thermo</code>	53	<code>\TriangleUp</code> (\blacktriangle vs. \triangle)	56	<code>\Uparrow</code> (\Uparrow)	26, 32
<code>\Theta</code> (Θ)	29	<code>\triple</code>	33	<code>\uparrow</code> (\uparrow)	26, 32
<code>\theta</code> (θ)	29	trsym (package)	23, 69, 70	<code>\upbar</code>	13
<code>\thetaup</code> (θ)	30	<code>\Tsteel</code> (T)	43	<code>\upbeta</code> (β)	30
<code>\thickapprox</code> (\approx)	21	<code>\TTsteel</code> (I)	43	<code>\upbracketfill</code>	61
<code>\thicksim</code> (\sim)	21	TUGboat	35	<code>\upchi</code> (χ)	30
<code>\thickvert</code> ($\! $)	32	<code>\Tumbler</code> (\square)	52	<code>\Updelta</code> (Δ)	30
thin space	65	<code>\TwelveStar</code> (\star)	47	<code>\updelta</code> (δ)	30
<code>\ThinFog</code> (☁)	53	<code>\twoheadleftarrow</code> (\twoheadleftarrow)	26	<code>\Updownarrow</code> (\Updownarrow)	26, 32
<code>\third</code> (///)	39	<code>\twoheadrightarrow</code> (\twoheadrightarrow)	26	<code>\updownarrow</code> (\updownarrow)	26, 32
<code>\Thorn</code> (Þ)	8	<code>\twonotes</code> (♪)	51	<code>\updownarrows</code> (\updownarrows)	27
<code>\thorn</code> (þ)	10	txfonts (package)	16, 17,	<code>\updownharpoons</code> (\updownharpoons)	28
<code>\thorn</code> (þ)	10	20–28, 30, 31, 38, 40, 55, 57,		<code>\upepsilon</code> (ϵ)	30
<code>\thorn</code> (þ)	8	67, 69, 70		<code>\upeta</code> (η)	30
tilde 7, 8, 10, 11, 13, 15, 34, 35,		Type 1 (PostScript font)	64	<code>\Upsilon</code> (Υ)	30
37, 60, 67				<code>\upgamma</code> (γ)	30
extensible	35, 37			upgreek (package)	30, 69, 70
vertically centered	67			<code>\upharpoonleft</code> (\upharpoonleft)	28
<code>\tilde</code> (\tilde)	34, 60			<code>\upharpoonleft</code> (\upharpoonleft)	26
<code>\tildel</code> (†)	10			<code>\upharpoonright</code> (\upharpoonright)	28
time of day	53			<code>\upharpoonright</code> (\upharpoonright)	26
<code>\timelimit</code> (\oplus)	54			<code>\upiota</code> (ι)	30
<code>\times</code> (\times)	16			<code>\upkappa</code> (κ)	30
Times (PostScript font)	14			<code>\Uplambda</code> (Λ)	30
timing (package)	41			<code>\uplambda</code> (λ)	30
tipa (package)	8, 10–12, 57, 69,			<code>\uplett</code>	13
70				<code>\uplus</code> (\uplus)	18
<code>\to</code>	<i>see</i> <code>\rightarrow</code>			<code>\uplus</code> (\uplus)	16
<code>\ToBottom</code> (\blacktriangledown)	52			<code>\upmu</code> (μ)	30
<code>\tone</code>	10			<code>\upnu</code> (ν)	30
<code>\top</code> (\top)	30, 58			<code>\Upomega</code> (Ω)	30
<code>\topbot</code> (I)	58, 59			<code>\upomega</code> (ω)	30
<code>\topdoteq</code> (\doteq)	22			<code>\upp</code> (\wedge)	13
<code>\ToTop</code> (\blacktriangle)	52			<code>\upparenthfill</code>	61
trademark	<i>see</i> <code>\texttrademark</code>			<code>\Upphi</code> (Φ)	30
<code>\TransformHoriz</code> ($\circ\bullet$)	23			<code>\upphi</code> (ϕ)	30
transforms	23, 34, <i>see also</i>			<code>\Uppi</code> (Π)	30
alphabets, math				<code>\uppi</code> (π)	30
<code>\TransformVert</code> (\updownarrow)	23			<code>\Upsilon</code> (Ψ)	30
transversality	<i>see</i> <code>\pitchfork</code>			<code>\uppsi</code> (ψ)	30
trfsigns (package)	23, 31, 34, 69			upquote (package)	67
<code>\triangle</code> (\triangle)	38			<code>\uprho</code> (ρ)	30
triangle relations	25			upright Greek letters	30
<code>\TriangleDown</code> (∇)	48			upside-down symbols	57
<code>\TriangleDown</code> (\blacktriangledown vs. ∇)	56			<code>\Upsilon</code> (Σ)	30
<code>\TriangleDown</code> (\blacktriangledown)	49			<code>\upsigma</code> (σ)	30
<code>\triangledown</code> (∇)	38			<code>\Upsilon</code> (Υ)	29
<code>\TriangleLeft</code> (\triangleleft)	48			<code>\upsilon</code> (υ)	29
<code>\triangleleft</code> (\triangleleft)	25			<code>\upsilonup</code> (υ)	30
<code>\triangleleft</code> (\triangleleft)	16			<code>\upt</code> (\perp)	13
				<code>\uptau</code> (τ)	30

<code>\Upsilon</code> (Υ)	30	<code>\VarMountain</code> (\blacktriangle)	53	<code>\vartheta</code> (ϑ)	30		
<code>\uptheta</code> (θ)	30	<code>\varnothing</code> (\emptyset)	38	<code>\vartimes</code> (\times)	17		
<code>\uptodownarrow</code> (\Downarrow)	27	<code>\varnotin</code> (\notin)	31	<code>\vartriangle</code> (\triangle)	38		
<code>\upuparrows</code> (\Uparrow)	27	<code>\varnotowner</code> (\notin)	31	<code>\vartriangleleft</code> (\triangleleft)	25		
<code>\upuparrows</code> (\Uparrow)	26	<code>\varoast</code> (\circledast)	17	<code>\vartriangleleftleft</code> (\triangleleftleft)	25		
<code>\upupharpoons</code> (\UpHarpoon)	28	<code>\varobar</code> ($\overline{\circ}$)	17	<code>\vartriangleright</code> (\triangleright)	25		
<code>\Upupsilon</code> (Υ)	30	<code>\varobslash</code> (\oslash)	17	<code>\vartrianglerightright</code> (\trianglerightright)	25		
<code>\upupsilon</code> (υ)	30	<code>\varocircle</code> (\odot)	17	<code>\varv</code> (v)	30		
<code>\upvarepsilon</code> (ε)	30	<code>\varodot</code> (\odot)	17	<code>\varw</code> (w)	30		
<code>\upvarphi</code> (φ)	30	<code>\varogreaterthan</code> (\ominus)	17	<code>\vary</code> (y)	30		
<code>\upvarpi</code> (ϖ)	30	<code>\varoiintclockwise</code> (\oint)	20	<code>\VBar</code> (\mathbb{V})	48		
<code>\upvarrho</code> (ϱ)	30	<code>\varoiintctrcklockwise</code> (\oint)	20	<code>\VDash</code> (\mathbb{V})	22		
<code>\upvarsigma</code> (σ)	30 20		<code>\Vdash</code> (\mathbb{V})	22		
<code>\upvartheta</code> (ϑ)	30	<code>\varoiint</code> (\oint)	20	<code>\Vdash</code> (\mathbb{V})	21		
<code>\Upxi</code> (Ξ)	30	<code>\varoiintclockwise</code> (\oint)	20	<code>\vDash</code> (\mathbb{V})	22		
<code>\upxi</code> (ξ)	30	<code>\varoiintctrcklockwise</code> (\oint)	20	<code>\vDash</code> (\mathbb{V})	21		
<code>\upzeta</code> (ζ)	30	<code>\varoint</code> (\oint)	19	<code>\vdash</code> (\vdash)	21		
<code>\Uranus</code> (Υ)	42	<code>\varointclockwise</code> (\oint)	20	<code>\vdots</code> (\vdots)	37		
<code>\Uranus</code> (Υ)	42	<code>\varointclockwise</code> (\oint)	20	<code>\vec</code> (\vec)	34		
<code>\uranus</code> (υ)	41	<code>\varointctrcklockwise</code> (\oint)	20	<code>\Vectorarrow</code> (\vec)	39		
<code>\urcorner</code> (\ulcorner)	31	<code>\varointctrcklockwise</code> (\oint)	20	<code>\Vectorarrowhigh</code> (\vec)	39		
<code>\urcorner</code> (\urcorner)	31	<code>\varolessthan</code> (\ominus)	17	<code>\vee</code> (\vee)	18		
<code>url</code> (package)	67	<code>\varomega</code> (ω)	10	<code>\vee</code> (\vee)	16		
<code>\US</code> (\blacktriangledown)	43	<code>\varominus</code> (\ominus)	17	<code>\veebar</code> (\veebar)	18		
<code>\usepackage</code>	6	<code>\varopener</code> (\circ)	10	<code>\veebar</code> (\veebar)	16		
<code>\ut</code> (\blacksquare)	13	<code>\varoplus</code> (\oplus)	17	<code>\veedoublebar</code> (\veedoublebar)	18		
<code>\utilde</code> (\blacksquare)	37	<code>\varoslash</code> (\oslash)	17	<code>\Venus</code> (\heartsuit)	42		
V						<code>\Venus</code> (\heartsuit)	42
<code>\v</code> (\mathbb{V})	11	<code>\varotimes</code> (\otimes)	17	<code>\venus</code> (\heartsuit)	41		
<code>\vara</code> (α)	10	<code>\varovee</code> (\vee)	17	<code>\vernal</code> (Υ)	41		
<code>\varangle</code> (\sphericalangle)	38	<code>\varowedge</code> (\oslash)	17	<code>\Vert</code> (\mathbb{V})	32		
<code>\varbigcirc</code> (\bigcirc)	17	<code>\varparallel</code> (\parallel)	22	<code>\vert</code> (\mathbb{V})	32		
<code>\VarClock</code> (\circ)	53	<code>\varparallelinv</code> (\parallel)	22	<code>\VHF</code> (\approx)	41		
<code>\varclubsuit</code> (\clubsuit)	38	<code>\varphi</code> (φ)	29	<code>\Village</code> (\triangleup)	53		
<code>\varcurlyvee</code> (\vee)	17	<code>\varphiup</code> (φ)	30	<code>\vin</code> (\lrcorner)	31		
<code>\varcurlywedge</code> (\wedge)	17	<code>\varpi</code> (ϖ)	29	<code>\Virgo</code> (\heartsuit)	42		
<code>\vardiamondsuit</code> (\diamond)	38	<code>\varpiup</code> (ϖ)	30	<code>\virgo</code> (\heartsuit)	42		
<code>\varEarth</code> (δ)	42	<code>\varprod</code> (\times)	20	<code>\vod</code> (v)	10		
<code>\varepsilon</code> (ε)	29	<code>\varprojlim</code> (\varinjlim)	29	<code>\voicedh</code> (f)	10		
<code>\varepsilonup</code> (ε)	30	<code>\varpropto</code> (\propto)	21	<code>\VT</code> (σ)	43		
<code>\VarFlag</code> (\blacktriangle)	53	<code>\varrho</code> (ϱ)	29	<code>\vv</code> (\mathbb{V})	37		
<code>varg</code> (txfonts/pxfonts package option)	30	<code>\varrhoup</code> (ϱ)	30	<code>\VvDash</code> (\mathbb{V})	22		
<code>\varg</code> (g)	30	<code>\varsigma</code> (ς)	29	<code>\Vvdash</code> (\mathbb{V})	22		
<code>\varg</code> (g)	10	<code>\varsigmaup</code> (ς)	30	<code>\Vvdash</code> (\mathbb{V})	21		
<code>\vargeq</code> (\geq)	25	<code>\varspadesuit</code> (\spadesuit)	38	<code>\vvvert</code> (\mathbb{V})	32		
<code>\varhash</code> ($\#$)	39	<code>\varsubsetneq</code> (\subsetneq)	24	W			
<code>\varheartsuit</code> (\heartsuit)	38	<code>\varsubsetneqq</code> (\subsetneqq)	24	<code>\WashCotton</code> (\heartsuit)	52		
<code>\varhexagon</code> (\hexagon)	48	<code>\varsubsetneqq</code> (\subsetneqq)	24	<code>\WashSynthetics</code> (\heartsuit)	52		
<code>\varhexstar</code> (\ast)	47	<code>\varsubsetneqq</code> (\subsetneqq)	23	<code>\WashWool</code> (\heartsuit)	52		
<code>\vari</code> (u)	10	<code>\varsubsetneqq</code> (\subsetneqq)	24	<code>\wasylongze</code> (H)	51		
<code>variable-sized symbols</code>	18–20	<code>\varsubsetneqq</code> (\subsetneqq)	23	<code>\wasypropto</code> (\propto)	21		
<code>\VarIceMountain</code> (\blacktriangle)	53	<code>\varsubsetneqq</code> (\subsetneqq)	23	<code>wasysym</code> (package)	8, 14–17, 19, 21, 23–26, 38, 41–43, 47, 48, 51, 56, 69, 70		
<code>\varinjlim</code> (\varinjlim)	29	<code>\VarSummit</code> (\triangle)	53	<code>\wasytherefore</code> (\therefore)	38		
<code>\varint</code> (\int)	19	<code>\varsupsetneq</code> (\supsetneq)	24	<code>\wbetter</code> (\pm)	54		
<code>\various</code> (R)	54	<code>\varsupsetneq</code> (\supsetneq)	23	<code>\wdecisive</code> ($+ -$)	54		
<code>\varkappa</code> (\varkappa)	29	<code>\varsupsetneqq</code> (\supsetneqq)	24	<code>\weakpt</code> (\times)	54		
<code>\varleq</code> (\leq)	25	<code>\varsupsetneqq</code> (\supsetneqq)	23	<code>\WeakRain</code> (\heartsuit)	53		
<code>\varliminf</code> (\varinjlim)	29	<code>\VarTaschenuhr</code> (clock)	53				
<code>\varlimsup</code> (\varinjlim)	29	<code>\vartheta</code> (ϑ)	29				
<code>\varmathbb</code>	40						


<code>\WeakRainCloud</code> ()	53
weather symbols	53
<code>\Wecker</code> ()	53
<code>\wedge</code> (\wedge)	18
<code>\wedge</code> (\wedge)	16
Weierstrass \wp function	<i>see</i> <code>\wp</code>
<code>\Wheelchair</code> ()	49
<code>\widearrow</code> ()	36
<code>\widebar</code> ()	36
<code>\widecheck</code> ()	36
<code>\widehat</code> ($\hat{}$)	35
<code>\wideparen</code> ()	36
<code>\wideparen</code> ()	35
<code>\widening</code> ()	36
<code>\widening</code> ()	35
<code>\widetilde</code> ()	35, 37
<code>\widetriangle</code> ()	35
<code>\wind</code>	53
Windows	67
<code>\with</code> (\perp)	54
<code>\withattack</code> (\rightarrow)	54
<code>\withidea</code> (\triangle)	54
<code>\withinit</code> (\uparrow)	54
<code>\without</code> (\perp)	54
<code>\Womanface</code> ()	52

won	<i>see</i> <code>\textwon</code>
<code>\wp</code> (\wp)	30
<code>\wr</code> (\wr)	16
wreath product	<i>see</i> <code>\wr</code>
<code>\Writinghand</code> ()	49
wsuipa (package)	10, 12, 13, 56, 57, 60, 69, 70
<code>\wupperhand</code> (\pm)	54





X

<code>\XBox</code> ()	47
Xdvi	57
<code>\Xi</code> (Ξ)	29
<code>\xi</code> (ξ)	29
<code>\xiup</code> (ξ)	30
<code>\xleftarrow</code> ()	35
XML	67
<code>\xrightarrow</code> ()	35
<code>\xrightarrow</code> ()	36
<code>\xrightarrow</code> ()	36
Xs	46, 47, 49
<code>\XSolid</code> ()	46
<code>\XSolidBold</code> ()	46
<code>\XSolidBrush</code> ()	46
Xy-pic	59

Y

<code>\Ydown</code> (γ)	17
yen	<i>see</i> <code>\textyen</code>
yfonts (package)	40, 69, 70
yhmath (package)	34, 35, 37, 38, 60, 69
<code>\Yinyang</code> ()	52
<code>\Yleft</code> (\leftarrow)	17
<code>\yogh</code> (\mathfrak{y})	10
<code>\yogh</code> (\mathfrak{y})	10
<code>\Yright</code> (\rightarrow)	17
<code>\Yup</code> (λ)	17

Z

Zapf Chancery (PostScript font)	40
Zapf Dingbats (PostScript font)	45, 47
zapfchan (package)	69
<code>\Zborder</code> ()	50
<code>\zeta</code> (ζ)	29
<code>\zetaup</code> (ζ)	30
Zodiac	42
zodiacal symbols	42
<code>\Ztransf</code> ()	23
<code>\ztransf</code> ()	23
<code>\zugzwang</code> ()	54