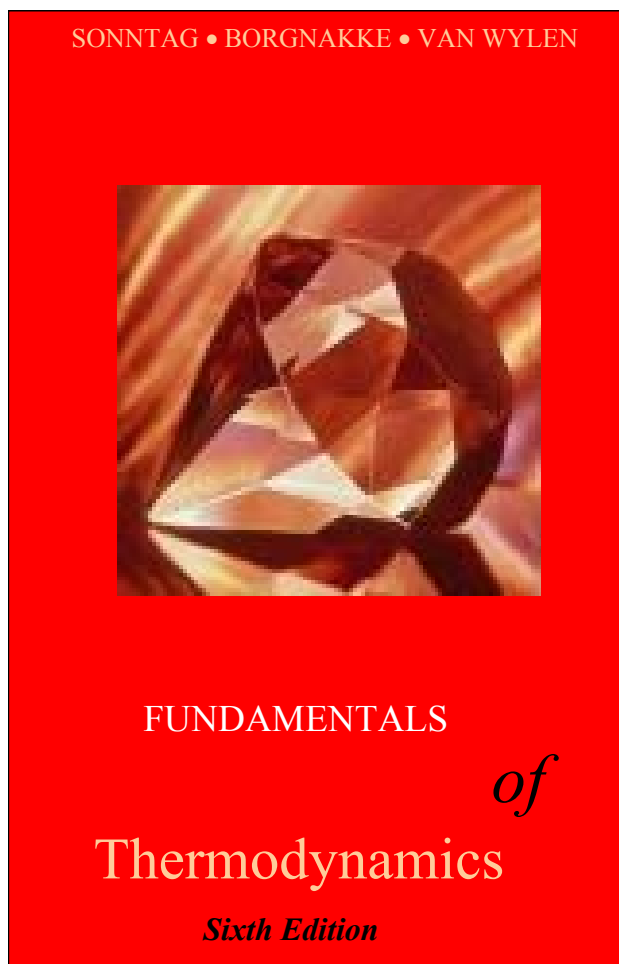


**SOLUTION MANUAL
SI UNIT PROBLEMS
CHAPTER 2**



CONTENT

SUBSECTION	PROB NO.
Correspondence table	
Concept-Study Guide Problems	1-22
Properties and Units	23-26
Force and Energy	27-37
Specific Volume	38-43
Pressure	44-57
Manometers and Barometers	58-76
Temperature	77-80
Review Problems	81-86

Correspondence table**CHAPTER 2 6th edition Sonntag/Borgnakke/Wylen**

The correspondence between the problem set in this sixth edition versus the problem set in the 5th edition text. Problems that are new are marked new and those that are only slightly altered are marked as modified (mod).

Study guide problems 2.1-2.22 and 2.23-2.26 are all new problems.

New	5th Ed.	New	5th Ed.	New	5th Ed.
27	1	47	new	67	24
28	new	48	16	68	new
29	2	49	17	69	new
30	new	50	new	70	23
31	3	51	new	71	new
32	new	52	19	72	30
33	5	53	new	73	32
34	6	54	34	74	33
35	7	55	29	75	new
36	9	56	new	76	37
37	10	57	28 mod	77	27
38	12	58	new	78	new
39	new	59	20	79	38
40	new	60	26	80	new
41	new	61	new	81	31
42	11	62	21	82	new
43	13	63	new	83	22
44	new	64	new	84	35
45	18	65	15	85	36
46	14	66	new	86	new

English Unit Problems

New	5th Ed.	SI	New	5th Ed.	SI
87	new	-	97	43E	43
88	new	11	98	new	50
89	new	12	99	new	53
90	new	19	100	45E	70
91	new	20	101	46E	45
92	new	24	102	new	82
93	39E	33	103	48E	55
94	40E	-	104	new	80
95	new	47	105	47E	77
96	42E	42			

Design and Open ended problems 106-116 are from 5th edition problems 2.50-2.60

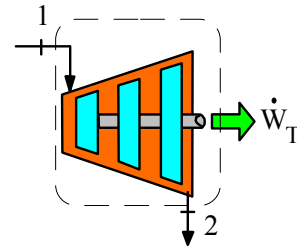
Concept-Study Guide Problems

2.1

Make a control volume around the turbine in the steam power plant in Fig. 1.1 and list the flows of mass and energy that are there.

Solution:

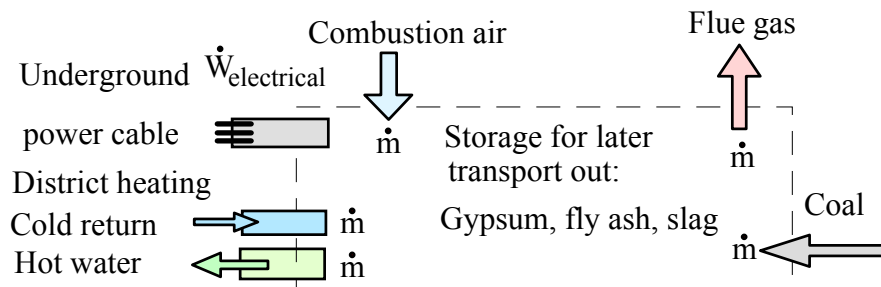
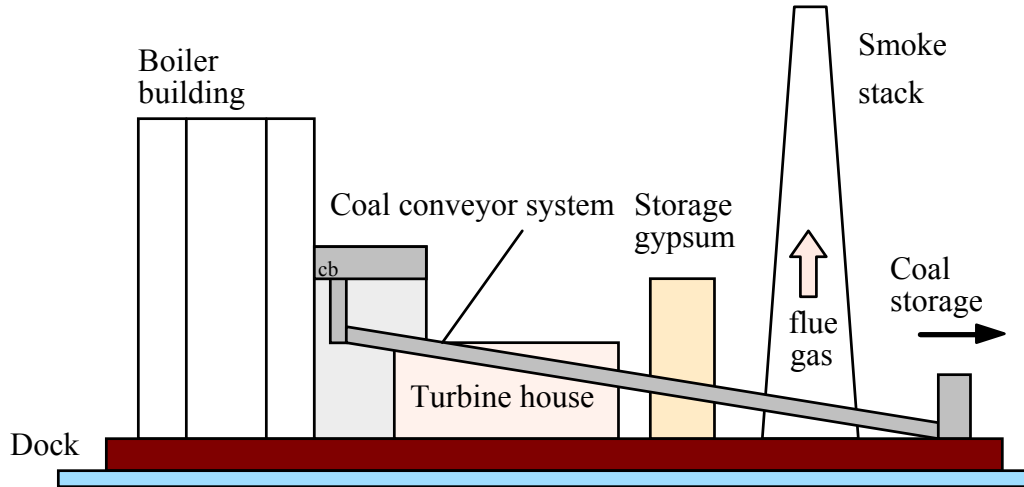
We see hot high pressure steam flowing in at state 1 from the steam drum through a flow control (not shown). The steam leaves at a lower pressure to the condenser (heat exchanger) at state 2. A rotating shaft gives a rate of energy (power) to the electric generator set.



2.2

Make a control volume around the whole power plant in Figure 1.2 and with the help of Fig. 1.1 list what flows of mass and energy are in or out and any storage of energy. Make sure you know what is inside and what is outside your chosen C.V.

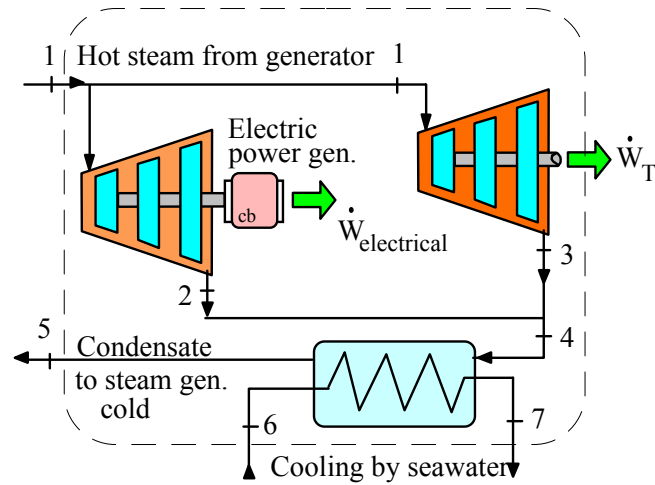
Solution:



2.3

Make a control volume that includes the steam flow around in the main turbine loop in the nuclear propulsion system in Fig.1.3. Identify mass flows (hot or cold) and energy transfers that enter or leave the C.V.

Solution:



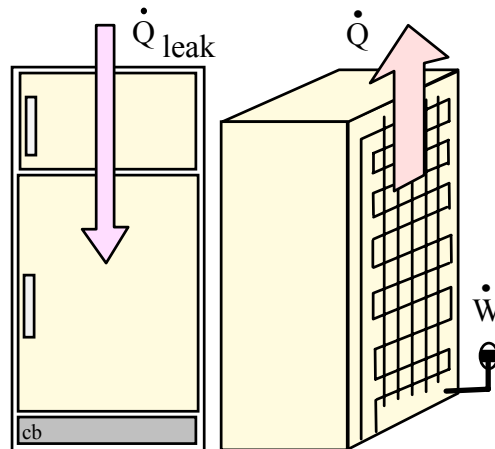
The electrical power also leaves the C.V. to be used for lights, instruments and to charge the batteries.

2.4

Take a control volume around your kitchen refrigerator and indicate where the components shown in Figure 1.6 are located and show all flows of energy transfer.

Solution:

The valve and the cold line, the evaporator, is inside close to the inside wall and usually a small blower distributes cold air from the freezer box to the refrigerator room.



The black grille in the back or at the bottom is the condenser that gives heat to the room air.

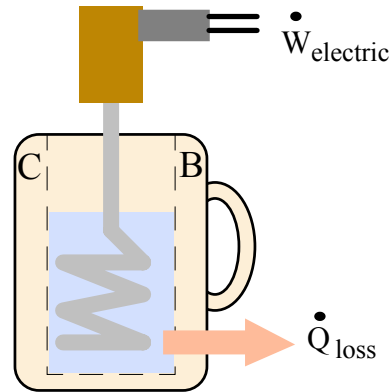
The compressor sits at the bottom.

2.5

An electric dip heater is put into a cup of water and heats it from 20°C to 80°C. Show the energy flow(s) and storage and explain what changes.

Solution:

Electric power is converted in the heater element (an electric resistor) so it becomes hot and gives energy by heat transfer to the water. The water heats up and thus stores energy and as it is warmer than the cup material it heats the cup which also stores some energy. The cup being warmer than the air gives a smaller amount of energy (a rate) to the air as a heat loss.



2.6

Separate the list $P, F, V, v, \rho, T, a, m, L, t$ and \mathbf{V} into intensive, extensive and non-properties.

Solution:

Intensive properties are independent upon mass: P, v, ρ, T

Extensive properties scales with mass: V, m

Non-properties: F, a, L, t, \mathbf{V}


Comment: You could claim that acceleration a and velocity \mathbf{V} are physical properties for the dynamic motion of the mass, but not thermal properties.

2.7

An escalator brings four people of total 300 kg, 25 m up in a building. Explain what happens with respect to energy transfer and stored energy.

Solution:

The four people (300 kg) have their potential energy raised, which is how the energy is stored. The energy is supplied as electrical power to the motor that pulls the escalator with a cable.



2.8

Water in nature exist in different phases like solid, liquid and vapor (gas). Indicate the relative magnitude of density and specific volume for the three phases.

Solution:

Values are indicated in Figure 2.7 as density for common substances. More accurate values are found in Tables A.3, A.4 and A.5

Water as solid (ice) has density of around 900 kg/m^3

Water as liquid has density of around 1000 kg/m^3

Water as vapor has density of around 1 kg/m^3 (sensitive to P and T)


2.9

Is density a unique measure of mass distribution in a volume? Does it vary? If so, on what kind of scale (distance)?

Solution:

Density is an average of mass per unit volume and we sense if it is not evenly distributed by holding a mass that is more heavy in one side than the other. Through the volume of the same substance (say air in a room) density varies only little from one location to another on scales of meter, cm or mm. If the volume you look at has different substances (air and the furniture in the room) then it can change abruptly as you look at a small volume of air next to a volume of hardwood.

Finally if we look at very small scales on the order of the size of atoms the density can vary infinitely, since the mass (electrons, neutrons and positrons) occupy very little volume relative to all the empty space between them.



2.10


Density of fibers, rock wool insulation, foams and cotton is fairly low. Why is that?

Solution:

All these materials consists of some solid substance and mainly air or other gas. The volume of fibers (clothes) and rockwool that is solid substance is low relative to the total volume that includes air. The overall density is

$$\rho = \frac{m}{V} = \frac{m_{\text{solid}} + m_{\text{air}}}{V_{\text{solid}} + V_{\text{air}}}$$

where most of the mass is the solid and most of the volume is air. If you talk about the density of the solid only, it is high.



2.11

How much mass is there approximately in 1 L of mercury (Hg)? Atmospheric air?

Solution:

A volume of 1 L equals 0.001 m^3 , see Table A.1. From Figure 2.7 the density is in the range of $10\,000 \text{ kg/m}^3$ so we get

$$m = \rho V = 10\,000 \text{ kg/m}^3 \times 0.001 \text{ m}^3 = \mathbf{10 \text{ kg}}$$

A more accurate value from Table A.4 is $\rho = 13\,580 \text{ kg/m}^3$.

For the air we see in Figure 2.7 that density is about 1 kg/m^3 so we get

$$m = \rho V = 1 \text{ kg/m}^3 \times 0.001 \text{ m}^3 = \mathbf{0.001 \text{ kg}}$$

A more accurate value from Table A.5 is $\rho = 1.17 \text{ kg/m}^3$ at 100 kPa, 25°C .

2.12

Can you carry 1 m³ of liquid water?

Solution:

The density of liquid water is about 1000 kg/m³ from Figure 2.7, see also Table A.3. Therefore the mass in one cubic meter is

$$m = \rho V = 1000 \text{ kg/m}^3 \times 1 \text{ m}^3 = 1000 \text{ kg}$$

and we can not carry that in the standard gravitational field.

2.13

A manometer shows a pressure difference of 1 m of liquid mercury. Find ΔP in kPa.

Solution:

Hg : $L = 1 \text{ m}$; $\rho = 13\,580 \text{ kg/m}^3$ from Table A.4 (or read Fig 2.7)

The pressure difference ΔP balances the column of height L so from Eq.2.2

$$\begin{aligned} \Delta P &= \rho g L = 13\,580 \text{ kg/m}^3 \times 9.80665 \text{ m/s}^2 \times 1.0 \text{ m} \times 10^{-3} \text{ kPa/Pa} \\ &= \mathbf{133.2 \text{ kPa}} \end{aligned}$$

2.14

You dive 5 m down in the ocean. What is the absolute pressure there?

Solution:

The pressure difference for a column is from Eq.2.2 and the density of water is from Table A.4.

$$\begin{aligned}\Delta P &= \rho g H \\ &= 997 \text{ kg/m}^3 \times 9.81 \text{ m/s}^2 \times 5 \text{ m} \\ &= 48\,903 \text{ Pa} = 48.903 \text{ kPa}\end{aligned}$$

$$\begin{aligned}P_{\text{ocean}} &= P_0 + \Delta P \\ &= 101.325 + 48.903 \\ &= \mathbf{150 \text{ kPa}}\end{aligned}$$



2.15

What pressure difference does a 10 m column of atmospheric air show?

Solution:

The pressure difference for a column is from Eq.2.2

$$\Delta P = \rho g H$$

So we need density of air from Fig.2.7, $\rho = 1.2 \text{ kg/m}^3$

$$\Delta P = 1.2 \text{ kg/m}^3 \times 9.81 \text{ ms}^{-2} \times 10 \text{ m} = 117.7 \text{ Pa} = \mathbf{0.12 \text{ kPa}}$$

2.16

The pressure at the bottom of a swimming pool is evenly distributed. Suppose we look at a cast iron plate of 7272 kg lying on the ground with an area of 100 m². What is the average pressure below that? Is it just as evenly distributed?

Solution:

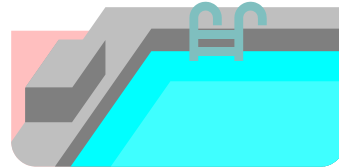
The pressure is force per unit area from page 25:

$$P = F/A = mg/A = 7272 \text{ kg} \times (9.81 \text{ m/s}^2) / 100 \text{ m}^2 = \mathbf{713.4 \text{ Pa}}$$

The iron plate being cast can be reasonable plane and flat, but it is stiff and rigid. However, the ground is usually uneven so the contact between the plate and the ground is made over an area much smaller than the 100 m². Thus the local pressure at the contact locations is much larger than the quoted value above.

The pressure at the bottom of the swimming pool is very even due to the ability of the fluid (water) to have full contact with the bottom by deforming itself. This is the main difference between a fluid behavior and a solid behavior.

Iron plate
Ground



2.17


A laboratory room keeps a vacuum of 0.1 kPa. What net force does that put on the door of size 2 m by 1 m?

Solution:

The net force on the door is the difference between the forces on the two sides as the pressure times the area

$$F = P_{\text{outside}} A - P_{\text{inside}} A = \Delta P A = 0.1 \text{ kPa} \times 2 \text{ m} \times 1 \text{ m} = \mathbf{200 \text{ N}}$$

Remember that kPa is kN/m².



$$P_{\text{abs}} = P_0 - \Delta P$$

$$\Delta P = 0.1 \text{ kPa}$$

2.18

A tornado rips off a 100 m^2 roof with a mass of 1000 kg . What is the minimum vacuum pressure needed to do that if we neglect the anchoring forces?

Solution:

The net force on the roof is the difference between the forces on the two sides as the pressure times the area

$$F = P_{\text{inside}} A - P_{\text{outside}} A = \Delta P A$$

That force must overcome the gravitation mg , so the balance is

$$\Delta P A = mg$$

$$\Delta P = mg/A = (1000 \text{ kg} \times 9.807 \text{ m/s}^2) / 100 \text{ m}^2 = \mathbf{98 \text{ Pa} = 0.098 \text{ kPa}}$$

Remember that kPa is kN/m^2 .



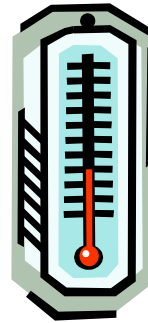
2.19

What is a temperature of -5°C in degrees Kelvin?

Solution:

The offset from Celsius to Kelvin is 273.15 K,
so we get

$$\begin{aligned}T_K &= T_C + 273.15 = -5 + 273.15 \\ &= \mathbf{268.15\text{ K}}\end{aligned}$$




2.20

What is the smallest temperature in degrees Celsius you can have? Kelvin?

Solution:

The lowest temperature is absolute zero which is at zero degrees Kelvin at which point the temperature in Celsius is negative

$$T_K = 0 \text{ K} = -273.15 \text{ }^\circ\text{C}$$



2.21

Density of liquid water is $\rho = 1008 - T/2$ [kg/m^3] with T in $^\circ\text{C}$. If the temperature increases 10°C how much deeper does a 1 m layer of water become?

Solution:

The density change for a change in temperature of 10°C becomes

$$\Delta\rho = -\Delta T/2 = -5 \text{ kg/m}^3$$

from an ambient density of

$$\rho = 1008 - T/2 = 1008 - 25/2 = 995.5 \text{ kg/m}^3$$

Assume the area is the same and the mass is the same $m = \rho V = \rho A H$, then we have

$$\Delta m = 0 = V\Delta\rho + \rho\Delta V \Rightarrow \Delta V = -V\Delta\rho/\rho$$

and the change in the height is

$$\Delta H = \frac{\Delta V}{A} = \frac{H\Delta V}{V} = \frac{-H\Delta\rho}{\rho} = \frac{-1 \times (-5)}{995.5} = 0.005 \text{ m}$$

barely measurable.



2.22

Convert the formula for water density in problem 21 to be for T in degrees Kelvin.

Solution:

$$\rho = 1008 - T_C/2 \quad [\text{kg/m}^3]$$

We need to express degrees Celsius in degrees Kelvin

$$T_C = T_K - 273.15$$

and substitute into formula

$$\rho = 1008 - T_C/2 = 1008 - (T_K - 273.15)/2 = 1144.6 - T_K/2$$

Properties and units

2.23

A steel cylinder of mass 2 kg contains 4 L of liquid water at 25°C at 200 kPa. Find the total mass and volume of the system. List two extensive and three intensive properties of the water

Solution:

Density of steel in Table A.3: $\rho = 7820 \text{ kg/m}^3$

Volume of steel: $V = m/\rho = \frac{2 \text{ kg}}{7820 \text{ kg/m}^3} = 0.000 256 \text{ m}^3$

Density of water in Table A.4: $\rho = 997 \text{ kg/m}^3$

Mass of water: $m = \rho V = 997 \text{ kg/m}^3 \times 0.004 \text{ m}^3 = 3.988 \text{ kg}$

Total mass: $m = m_{\text{steel}} + m_{\text{water}} = 2 + 3.988 = \mathbf{5.988 \text{ kg}}$

Total volume: $V = V_{\text{steel}} + V_{\text{water}} = 0.000 256 + 0.004$
 $= \mathbf{0.004 256 \text{ m}^3} = \mathbf{4.26 \text{ L}}$

2.24

An apple “weighs” 80 g and has a volume of 100 cm³ in a refrigerator at 8°C. What is the apple density? List three intensive and two extensive properties of the apple.

Solution:

$$\rho = \frac{m}{V} = \frac{0.08}{0.0001} \frac{\text{kg}}{\text{m}^3} = 800 \frac{\text{kg}}{\text{m}^3}$$

Intensive

$$\rho = 800 \frac{\text{kg}}{\text{m}^3}; \quad v = \frac{1}{\rho} = 0.00125 \frac{\text{m}^3}{\text{kg}}$$


$$T = 8^\circ\text{C};$$

$$P = 101 \text{ kPa}$$

Extensive

$$m = 80 \text{ g} = 0.08 \text{ kg}$$

$$V = 100 \text{ cm}^3 = 0.1 \text{ L} = 0.0001 \text{ m}^3$$

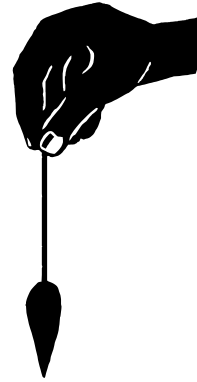


2.25

One kilopond (1 kp) is the weight of 1 kg in the standard gravitational field. How many Newtons (N) is that?

$$F = ma = mg$$

$$1 \text{ kp} = 1 \text{ kg} \times 9.807 \text{ m/s}^2 = \mathbf{9.807 \text{ N}}$$



2.26


A pressurized steel bottle is charged with 5 kg of oxygen gas and 7 kg of nitrogen gas. How many kmoles are in the bottle?

Table A2 : $M_{\text{O}_2} = 31.999$; $M_{\text{N}_2} = 28.013$

$$n_{\text{O}_2} = m_{\text{O}_2} / M_{\text{O}_2} = \frac{5}{31.999} = 0.15625 \text{ kmol}$$

$$n_{\text{N}_2} = m_{\text{N}_2} / M_{\text{N}_2} = \frac{7}{28.013} = 0.24988 \text{ kmol}$$

$$n_{\text{tot}} = n_{\text{O}_2} + n_{\text{N}_2} = 0.15625 + 0.24988 = \mathbf{0.406 \text{ kmol}}$$



Force and Energy

2.27

The “standard” acceleration (at sea level and 45° latitude) due to gravity is 9.80665 m/s^2 . What is the force needed to hold a mass of 2 kg at rest in this gravitational field? How much mass can a force of 1 N support?

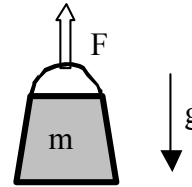
Solution:

$$ma = 0 = \sum F = F - mg$$

$$F = mg = 2 \times 9.80665 = \mathbf{19.613 \text{ N}}$$

$$F = mg \quad \Rightarrow$$

$$m = F/g = 1 / 9.80665 = \mathbf{0.102 \text{ kg}}$$

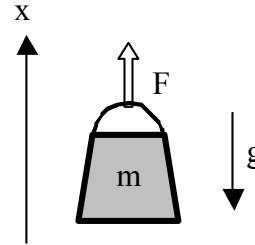


2.28

A force of 125 N is applied to a mass of 12 kg in addition to the standard gravitation. If the direction of the force is vertical up find the acceleration of the mass.

Solution:

$$\begin{aligned} F_{\text{up}} &= ma = F - mg \\ a &= \frac{F - mg}{m} = \frac{F}{m} - g = \frac{125}{12} - 9.807 \\ &= \mathbf{0.61 \text{ ms}^{-2}} \end{aligned}$$

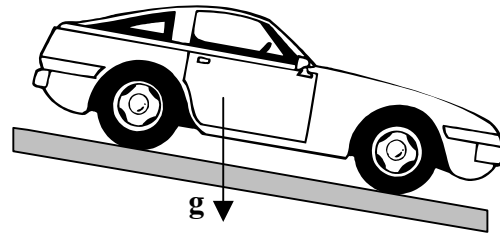


2.29

A model car rolls down an incline with a slope so the gravitational “pull” in the direction of motion is one third of the standard gravitational force (see Problem 2.1). If the car has a mass of 0.45 kg find the acceleration.

Solution:

$$\begin{aligned} ma &= \sum F = mg / 3 \\ a &= mg / 3m = g/3 \\ &= 9.80665 / 3 = \mathbf{3.27 \text{ m/s}^2} \end{aligned}$$



This acceleration does not depend on the mass of the model car.

2.30

When you move up from the surface of the earth the gravitation is reduced as $g = 9.807 - 3.32 \times 10^{-6} z$, with z as the elevation in meters. How many percent is the weight of an airplane reduced when it cruises at 11 000 m?

Solution:

$$g_o = 9.807 \text{ ms}^{-2}$$

$$g_H = 9.807 - 3.32 \times 10^{-6} \times 11\,000 = 9.7705 \text{ ms}^{-2}$$

$$W_o = m g_o \quad ; \quad W_H = m g_H$$

$$W_H/W_o = g_H/g_o = \frac{9.7705}{9.807} = 0.9963$$

$$\text{Reduction} = 1 - 0.9963 = 0.0037 \quad \text{or } \mathbf{0.37\%}$$

i.e. we can neglect that for most application

2.31

A car drives at 60 km/h and is brought to a full stop with constant deceleration in 5 seconds. If the total car and driver mass is 1075 kg find the necessary force.

Solution:

Acceleration is the time rate of change of velocity.

$$a = \frac{d\mathbf{V}}{dt} = \frac{60 \times 1000}{3600 \times 5} = 3.333 \text{ m/s}^2$$

$$ma = \sum F ;$$

$$F_{\text{net}} = ma = 1075 \text{ kg} \times 3.333 \text{ m/s}^2 = \mathbf{3583 \text{ N}}$$

2.32

A car of mass 1775 kg travels with a velocity of 100 km/h. Find the kinetic energy. How high should it be lifted in the standard gravitational field to have a potential energy that equals the kinetic energy?

Solution:

Standard kinetic energy of the mass is

$$\begin{aligned} \text{KIN} &= \frac{1}{2} m \mathbf{V}^2 = \frac{1}{2} \times 1775 \text{ kg} \times \left(\frac{100 \times 1000}{3600} \right)^2 \text{ m}^2/\text{s}^2 \\ &= \frac{1}{2} \times 1775 \times 27.778 \text{ Nm} = 684\,800 \text{ J} \\ &= \mathbf{684.8 \text{ kJ}} \end{aligned}$$

Standard potential energy is

$$\text{POT} = mgh$$

$$h = \frac{1}{2} m \mathbf{V}^2 / mg = \frac{684\,800}{1775 \times 9.807} = \mathbf{39.3 \text{ m}}$$

2.33

A 1200-kg car moving at 20 km/h is accelerated at a constant rate of 4 m/s^2 up to a speed of 75 km/h. What are the force and total time required?

Solution:

$$a = \frac{d\mathbf{V}}{dt} = \frac{\Delta\mathbf{V}}{\Delta t} \Rightarrow \Delta t = \frac{\Delta\mathbf{V}}{a} = \frac{(75 - 20) 1000}{3600 \times 5} = \mathbf{3.82 \text{ sec}}$$

$$F = ma = 1200 \text{ kg} \times 4 \text{ m/s}^2 = \mathbf{4800 \text{ N}}$$

2.34

A steel plate of 950 kg accelerates from rest with 3 m/s^2 for a period of 10s. What force is needed and what is the final velocity?

Solution:

Constant acceleration can be integrated to get velocity.

$$a = \frac{d\mathbf{V}}{dt} \Rightarrow \int d\mathbf{V} = \int a dt \Rightarrow \Delta\mathbf{V} = a \Delta t$$

$$\Delta\mathbf{V} = a \Delta t = 3 \text{ m/s}^2 \times 10 \text{ s} = 30 \text{ m/s}$$

$$\Rightarrow \mathbf{V} = \mathbf{30 \text{ m/s}}$$

$$F = ma = 950 \text{ kg} \times 3 \text{ m/s}^2 = \mathbf{2850 \text{ N}}$$



2.35

A 15 kg steel container has 1.75 kilomoles of liquid propane inside. A force of 2 kN now accelerates this system. What is the acceleration?


Solution:

The molecular weight for propane is $M = 44.094$ from Table A.2. The force must accelerate both the container mass and the propane mass.

$$m = m_{\text{steel}} + m_{\text{propane}} = 15 + (1.75 \times 44.094) = 92.165 \text{ kg}$$

$$ma = \sum F \Rightarrow a = \sum F / m$$

$$a = \frac{2000 \text{ N}}{92.165 \text{ kg}} = \mathbf{21.7 \text{ m/s}^2}$$



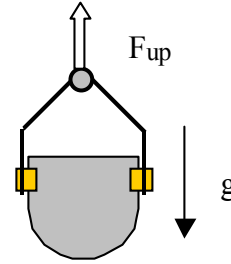
2.36

A bucket of concrete of total mass 200 kg is raised by a crane with an acceleration of 2 m/s^2 relative to the ground at a location where the local gravitational acceleration is 9.5 m/s^2 . Find the required force.

Solution:

$$F = ma = F_{\text{up}} - mg$$

$$F_{\text{up}} = ma + mg = 200 (2 + 9.5) = \mathbf{2300 \text{ N}}$$

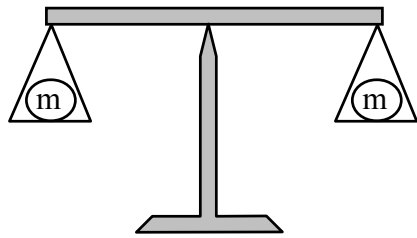


2.37

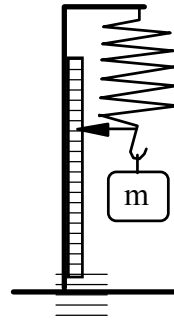
On the moon the gravitational acceleration is approximately one-sixth that on the surface of the earth. A 5-kg mass is “weighed” with a beam balance on the surface on the moon. What is the expected reading? If this mass is weighed with a spring scale that reads correctly for standard gravity on earth (see Problem 2.1), what is the reading?

Solution:

$$\text{Moon gravitation is: } g = g_{\text{earth}}/6$$



Beam Balance Reading is **5 kg**
This is mass comparison



Spring Balance Reading is in kg units
Force comparison length \propto F \propto g
Reading will be $\frac{5}{6}$ kg

Specific Volume

2.38

A 5 m³ container is filled with 900 kg of granite (density 2400 kg/m³) and the rest of the volume is air with density 1.15 kg/m³. Find the mass of air and the overall (average) specific volume.

Solution:

$$\begin{aligned} m_{\text{air}} &= \rho V = \rho_{\text{air}} \left(V_{\text{tot}} - \frac{m_{\text{granite}}}{\rho} \right) \\ &= 1.15 \left[5 - \frac{900}{2400} \right] = 1.15 \times 4.625 = \mathbf{5.32 \text{ kg}} \\ v &= \frac{V}{m} = \frac{5}{900 + 5.32} = \mathbf{0.00552 \text{ m}^3/\text{kg}} \end{aligned}$$

Comment: Because the air and the granite are not mixed or evenly distributed in the container the overall specific volume or density does not have much meaning.

2.39

A tank has two rooms separated by a membrane. Room A has 1 kg air and volume 0.5 m^3 , room B has 0.75 m^3 air with density 0.8 kg/m^3 . The membrane is broken and the air comes to a uniform state. Find the final density of the air.

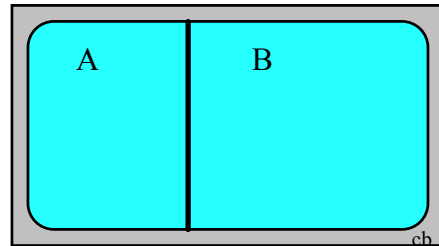
Solution:

Density is mass per unit volume

$$m = m_A + m_B = m_A + \rho_B V_B = 1 + 0.8 \times 0.75 = 1.6 \text{ kg}$$

$$V = V_A + V_B = 0.5 + 0.75 = 1.25 \text{ m}^3$$

$$\rho = \frac{m}{V} = \frac{1.6}{1.25} = \mathbf{1.28 \text{ kg/m}^3}$$



2.40

A 1 m³ container is filled with 400 kg of granite stone, 200 kg dry sand and 0.2 m³ of liquid 25°C water. Use properties from tables A.3 and A.4. Find the average specific volume and density of the masses when you exclude air mass and volume.

Solution:

Specific volume and density are ratios of total mass and total volume.

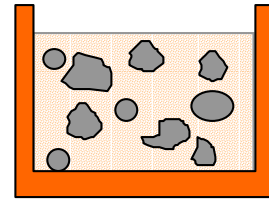
$$m_{\text{liq}} = V_{\text{liq}} / v_{\text{liq}} = V_{\text{liq}} \rho_{\text{liq}} = 0.2 \times 997 = 199.4 \text{ kg}$$

$$m_{\text{TOT}} = m_{\text{stone}} + m_{\text{sand}} + m_{\text{liq}} = 400 + 200 + 199.4 = 799.4 \text{ kg}$$

$$V_{\text{stone}} = mv = m/\rho = 400/2750 = 0.1455 \text{ m}^3$$

$$V_{\text{sand}} = mv = m/\rho = 200/1500 = 0.1333 \text{ m}^3$$

$$V_{\text{TOT}} = V_{\text{stone}} + V_{\text{sand}} + V_{\text{liq}} \\ = 0.1455 + 0.1333 + 0.2 = 0.4788 \text{ m}^3$$



$$v = V_{\text{TOT}} / m_{\text{TOT}} = 0.4788/799.4 = \mathbf{0.000599 \text{ m}^3/\text{kg}}$$

$$\rho = 1/v = m_{\text{TOT}}/V_{\text{TOT}} = 799.4/0.4788 = \mathbf{1669.6 \text{ kg/m}^3}$$

2.41

A 1 m^3 container is filled with 400 kg of granite stone, 200 kg dry sand and 0.2 m^3 of liquid 25°C water. Use properties from tables A.3 and A.4 and use air density of 1.1 kg/m^3 . Find the average specific volume and density of the 1 m^3 volume.

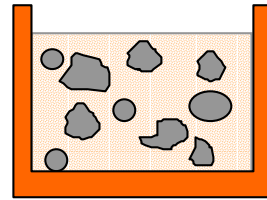
Solution:

Specific volume and density are ratios of total mass and total volume.

$$V_{\text{stone}} = mv = m/\rho = 400/2750 = 0.1455 \text{ m}^3$$

$$V_{\text{sand}} = mv = m/\rho = 200/1500 = 0.1333 \text{ m}^3$$

$$\begin{aligned} V_{\text{air}} &= V_{\text{TOT}} - V_{\text{stone}} - V_{\text{sand}} - V_{\text{liq}} \\ &= 1 - 0.1455 - 0.1333 - 0.2 = 0.5212 \text{ m}^3 \end{aligned}$$



$$m_{\text{air}} = V_{\text{air}}/v_{\text{air}} = V_{\text{air}} \rho_{\text{air}} = 0.5212 \times 1.1 = 0.573 \text{ kg}$$

$$m_{\text{liq}} = V_{\text{liq}}/v_{\text{liq}} = V_{\text{liq}} \rho_{\text{liq}} = 0.2 \times 997 = 199.4 \text{ kg}$$

$$\begin{aligned} m_{\text{TOT}} &= m_{\text{stone}} + m_{\text{sand}} + m_{\text{liq}} + m_{\text{air}} \\ &= 400 + 200 + 199.4 + 0.573 \approx 800 \text{ kg} \end{aligned}$$

$$v = V_{\text{TOT}}/m_{\text{TOT}} = 1/800 = \mathbf{0.00125 \text{ m}^3/\text{kg}}$$

$$\rho = 1/v = m_{\text{TOT}}/V_{\text{TOT}} = 800/1 = \mathbf{800 \text{ kg/m}^3}$$

2.42

One kilogram of diatomic oxygen (O_2 molecular weight 32) is contained in a 500-L tank. Find the specific volume on both a mass and mole basis (v and \bar{v}).

Solution:

From the definition of the specific volume

$$v = \frac{V}{m} = \frac{0.5}{1} = \mathbf{0.5 \text{ m}^3/\text{kg}}$$

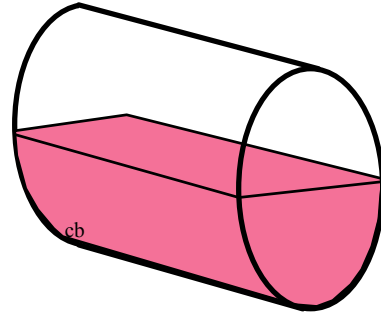
$$\bar{v} = \frac{V}{n} = \frac{V}{m/M} = M v = 32 \times 0.5 = \mathbf{16 \text{ m}^3/\text{kmol}}$$

2.43

A 15-kg steel gas tank holds 300 L of liquid gasoline, having a density of 800 kg/m^3 . If the system is decelerated with 6 m/s^2 what is the needed force?

Solution:

$$\begin{aligned} m &= m_{\text{tank}} + m_{\text{gasoline}} \\ &= 15 \text{ kg} + 0.3 \text{ m}^3 \times 800 \text{ kg/m}^3 \\ &= 255 \text{ kg} \\ F &= ma = 255 \text{ kg} \times 6 \text{ m/s}^2 \\ &= \mathbf{1530 \text{ N}} \end{aligned}$$



Pressure

2.44

A hydraulic lift has a maximum fluid pressure of 500 kPa. What should the piston-cylinder diameter be so it can lift a mass of 850 kg?

Solution:

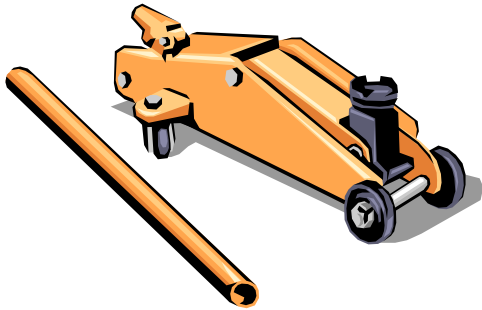
With the piston at rest the static force balance is

$$F\uparrow = P A = F\downarrow = mg$$

$$A = \pi r^2 = \pi D^2/4$$

$$PA = P \pi D^2/4 = mg \Rightarrow D^2 = \frac{4mg}{P \pi}$$

$$D = 2\sqrt{\frac{mg}{P\pi}} = 2\sqrt{\frac{850 \times 9.807}{500 \pi \times 1000}} = \mathbf{0.146 \text{ m}}$$



2.45

A piston/cylinder with cross sectional area of 0.01 m^2 has a piston mass of 100 kg resting on the stops, as shown in Fig. P2.45. With an outside atmospheric pressure of 100 kPa , what should the water pressure be to lift the piston?

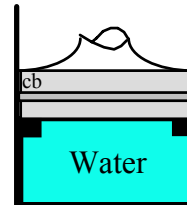
Solution:

The force acting down on the piston comes from gravitation and the outside atmospheric pressure acting over the top surface.

$$\text{Force balance:} \quad F\uparrow = F\downarrow = PA = m_p g + P_0 A$$

Now solve for P (divide by 1000 to convert to kPa for 2nd term)

$$\begin{aligned} P &= P_0 + \frac{m_p g}{A} = 100 \text{ kPa} + \frac{100 \times 9.80665}{0.01 \times 1000} \\ &= 100 \text{ kPa} + 98.07 \text{ kPa} = \mathbf{198 \text{ kPa}} \end{aligned}$$



2.46

A vertical hydraulic cylinder has a 125-mm diameter piston with hydraulic fluid inside the cylinder and an ambient pressure of 1 bar. Assuming standard gravity, find the piston mass that will create a pressure inside of 1500 kPa.

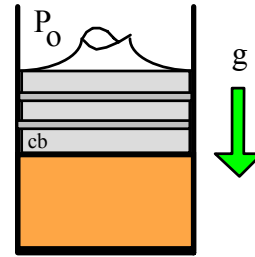
Solution:

Force balance:

$$F\uparrow = PA = F\downarrow = P_0A + m_p g;$$

$$P_0 = 1 \text{ bar} = 100 \text{ kPa}$$

$$A = (\pi/4) D^2 = (\pi/4) \times 0.125^2 = 0.01227 \text{ m}^2$$

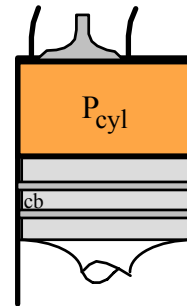


$$m_p = (P - P_0) \frac{A}{g} = (1500 - 100) \times 1000 \times \frac{0.01227}{9.80665} = \mathbf{1752 \text{ kg}}$$

2.47

A valve in a cylinder has a cross sectional area of 11 cm^2 with a pressure of 735 kPa inside the cylinder and 99 kPa outside. How large a force is needed to open the valve?

$$\begin{aligned} F_{\text{net}} &= P_{\text{in}}A - P_{\text{out}}A \\ &= (735 - 99) \text{ kPa} \times 11 \text{ cm}^2 \\ &= 6996 \text{ kPa cm}^2 \\ &= 6996 \times \frac{\text{kN}}{\text{m}^2} \times 10^{-4} \text{ m}^2 \\ &= \mathbf{700 \text{ N}} \end{aligned}$$



2.48


A cannon-ball of 5 kg acts as a piston in a cylinder of 0.15 m diameter. As the gun-powder is burned a pressure of 7 MPa is created in the gas behind the ball. What is the acceleration of the ball if the cylinder (cannon) is pointing horizontally?

Solution:

The cannon ball has 101 kPa on the side facing the atmosphere.

$$\begin{aligned} ma = F &= P_1 \times A - P_0 \times A = (P_1 - P_0) \times A \\ &= (7000 - 101) \text{ kPa} \times \pi (0.15^2 / 4) \text{ m}^2 = 121.9 \text{ kN} \end{aligned}$$

$$a = \frac{F}{m} = \frac{121.9 \text{ kN}}{5 \text{ kg}} = 24\,380 \text{ m/s}^2$$




2.49

Repeat the previous problem for a cylinder (cannon) pointing 40 degrees up relative to the horizontal direction.

Solution:

$$\begin{aligned} ma &= F = (P_1 - P_0) A - mg \sin 40^\circ \\ ma &= (7000 - 101) \text{ kPa} \times \pi \times (0.15^2 / 4) \text{ m}^2 - 5 \times 9.807 \times 0.6428 \text{ N} \\ &= 121.9 \text{ kN} - 31.52 \text{ N} = 121.87 \text{ kN} \end{aligned}$$

$$a = \frac{F}{m} = \frac{121.87 \text{ kN}}{5 \text{ kg}} = 24\,374 \text{ m/s}^2$$



2.50

A large exhaust fan in a laboratory room keeps the pressure inside at 10 cm water relative vacuum to the hallway. What is the net force on the door measuring 1.9 m by 1.1 m?

Solution:

The net force on the door is the difference between the forces on the two sides as the pressure times the area

$$\begin{aligned} F &= P_{\text{outside}} A - P_{\text{inside}} A = \Delta P \times A \\ &= 10 \text{ cm H}_2\text{O} \times 1.9 \text{ m} \times 1.1 \text{ m} \\ &= 0.10 \times 9.80638 \text{ kPa} \times 2.09 \text{ m}^2 \\ &= \mathbf{2049 \text{ N}} \end{aligned}$$

Table A.1: 1 m H₂O is 9.80638 kPa and kPa is kN/m².

2.51

What is the pressure at the bottom of a 5 m tall column of fluid with atmospheric pressure 101 kPa on the top surface if the fluid is

- a) water at 20°C b) glycerine 25°C or c) light oil

Solution:

Table A.4: $\rho_{\text{H}_2\text{O}} = 997 \text{ kg/m}^3$; $\rho_{\text{Glyc}} = 1260 \text{ kg/m}^3$; $\rho_{\text{Oil}} = 910 \text{ kg/m}^3$

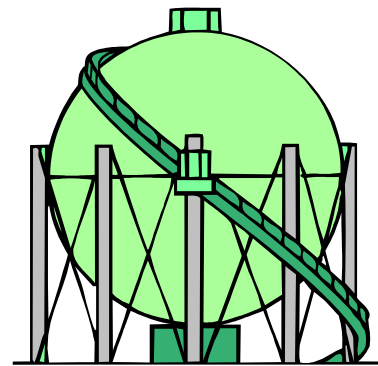
$$\Delta P = \rho g h$$

$$P = P_{\text{top}} + \Delta P$$

a) $\Delta P = \rho g h = 997 \times 9.807 \times 5 = 48887.9 \text{ Pa}$
 $P = 101 + 48.99 = \mathbf{149.9 \text{ kPa}}$

b) $\Delta P = \rho g h = 1260 \times 9.807 \times 5 = 61784 \text{ Pa}$
 $P = 101 + 61.8 = \mathbf{162.8 \text{ kPa}}$

c) $\Delta P = \rho g h = 910 \times 9.807 \times 5 = 44622 \text{ Pa}$
 $P = 101 + 44.6 = \mathbf{145.6 \text{ kPa}}$



2.52

The hydraulic lift in an auto-repair shop has a cylinder diameter of 0.2 m. To what pressure should the hydraulic fluid be pumped to lift 40 kg of piston/arms and 700 kg of a car?

Solution:

Force acting on the mass by the gravitational field

$$F_{\downarrow} = ma = mg = 740 \times 9.80665 = 7256.9 \text{ N}$$

Force balance: $F_{\uparrow} = (P - P_0) A = F_{\downarrow} \quad \Rightarrow \quad P = P_0 + F_{\downarrow} / A$

$$A = \pi D^2 (1 / 4) = 0.031416 \text{ m}^2$$

$$P = 101 + 7256.9 / (0.031416 \times 1000) = \mathbf{332 \text{ kPa}}$$



2.53

A 2.5 m tall steel cylinder has a cross sectional area of 1.5 m^2 . At the bottom with a height of 0.5 m is liquid water on top of which is a 1 m high layer of gasoline. The gasoline surface is exposed to atmospheric air at 101 kPa. What is the highest pressure in the water?

Solution:

The pressure in the fluid goes up with the depth as

$$P = P_{\text{top}} + \Delta P = P_{\text{top}} + \rho gh$$

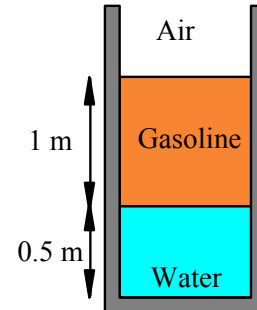
and since we have two fluid layers we get

$$P = P_{\text{top}} + [(\rho h)_{\text{gasoline}} + (\rho h)_{\text{water}}]g$$

The densities from Table A.4 are:

$$\rho_{\text{gasoline}} = 750 \text{ kg/m}^3; \quad \rho_{\text{water}} = 997 \text{ kg/m}^3$$

$$P = 101 + [750 \times 1 + 997 \times 0.5] \frac{9.807}{1000} = \mathbf{113.2 \text{ kPa}}$$



2.54

At the beach, atmospheric pressure is 1025 mbar. You dive 15 m down in the ocean and you later climb a hill up to 250 m elevation. Assume the density of water is about 1000 kg/m^3 and the density of air is 1.18 kg/m^3 . What pressure do you feel at each place?

Solution:

$$\Delta P = \rho gh$$

$$\begin{aligned} P_{\text{ocean}} &= P_0 + \Delta P = 1025 \times 100 + 1000 \times 9.81 \times 15 \\ &= 2.4965 \times 10^5 \text{ Pa} = \mathbf{250 \text{ kPa}} \end{aligned}$$

$$\begin{aligned} P_{\text{hill}} &= P_0 - \Delta P = 1025 \times 100 - 1.18 \times 9.81 \times 250 \\ &= 0.99606 \times 10^5 \text{ Pa} = \mathbf{99.61 \text{ kPa}} \end{aligned}$$

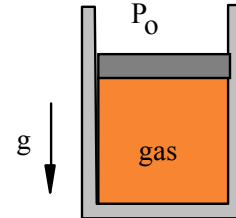
2.55

A piston, $m_p = 5 \text{ kg}$, is fitted in a cylinder, $A = 15 \text{ cm}^2$, that contains a gas. The setup is in a centrifuge that creates an acceleration of 25 m/s^2 in the direction of piston motion towards the gas. Assuming standard atmospheric pressure outside the cylinder, find the gas pressure.

Solution:

$$\text{Force balance: } F\uparrow = F\downarrow = P_0 A + m_p g = P A$$

$$\begin{aligned} P &= P_0 + \frac{m_p g}{A} \\ &= 101.325 + \frac{5 \times 25}{1000 \times 0.0015} \frac{\text{kPa kg m/s}^2}{\text{Pa m}^2} \\ &= \mathbf{184.7 \text{ kPa}} \end{aligned}$$



2.56

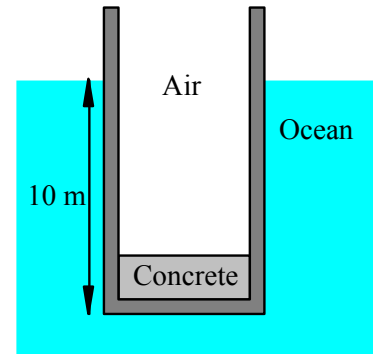
A steel tank of cross sectional area 3 m^2 and 16 m tall weighs $10\,000 \text{ kg}$ and it is open at the top. We want to float it in the ocean so it sticks 10 m straight down by pouring concrete into the bottom of it. How much concrete should I put in?

Solution:

The force up on the tank is from the water pressure at the bottom times its area. The force down is the gravitation times mass and the atmospheric pressure.

$$F_{\uparrow} = PA = (\rho_{\text{ocean}}gh + P_0)A$$

$$F_{\downarrow} = (m_{\text{tank}} + m_{\text{concrete}})g + P_0A$$



The force balance becomes

$$F_{\uparrow} = F_{\downarrow} = (\rho_{\text{ocean}}gh + P_0)A = (m_{\text{tank}} + m_{\text{concrete}})g + P_0A$$

Solve for the mass of concrete

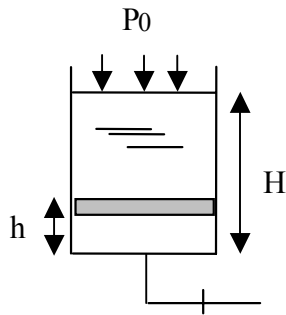
$$m_{\text{concrete}} = (\rho_{\text{ocean}}hA - m_{\text{tank}}) = 997 \times 10 \times 3 - 10\,000 = \mathbf{19\,910 \text{ kg}}$$

Notice: The first term is the mass of the displaced ocean water. The net force up is the weight (mg) of this mass called bouyancy, P_0 cancel.

2.57

Liquid water with density ρ is filled on top of a thin piston in a cylinder with cross-sectional area A and total height H . Air is let in under the piston so it pushes up, spilling the water over the edge. Deduce the formula for the air pressure as a function of the piston elevation from the bottom, h .

Solution:

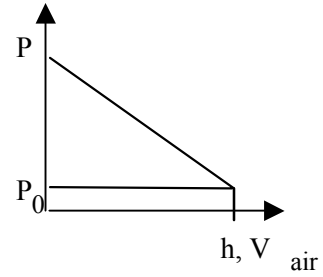


Force balance
Piston: $F\uparrow = F\downarrow$

$$PA = P_0A + m_{\text{H}_2\text{O}}g$$

$$P = P_0 + m_{\text{H}_2\text{O}}g/A$$

$$P = P_0 + (H - h)\rho g$$



Manometers and Barometers

2.58

The density of atmospheric air is about 1.15 kg/m^3 , which we assume is constant. How large an absolute pressure will a pilot see when flying 1500 m above ground level where the pressure is 101 kPa.

Solution:

Assume g and ρ are constant then the pressure difference to carry a column of height 1500 m is from Fig.2.10

$$\begin{aligned}\Delta P &= \rho gh = 1.15 \text{ kg/m}^3 \times 9.807 \text{ ms}^{-2} \times 1500 \text{ m} \\ &= 16\,917 \text{ Pa} = 16.9 \text{ kPa}\end{aligned}$$

The pressure on top of the column of air is then

$$P = P_0 - \Delta P = 101 - 16.9 = \mathbf{84.1 \text{ kPa}}$$



2.59

A differential pressure gauge mounted on a vessel shows 1.25 MPa and a local barometer gives atmospheric pressure as 0.96 bar. Find the absolute pressure inside the vessel.

Solution:

Convert all pressures to units of kPa.

$$P_{\text{gauge}} = 1.25 \text{ MPa} = 1250 \text{ kPa};$$

$$P_0 = 0.96 \text{ bar} = 96 \text{ kPa}$$

$$P = P_{\text{gauge}} + P_0 = 1250 + 96 = \mathbf{1346 \text{ kPa}}$$



2.60

Two vertical cylindrical storage tanks are full of liquid water, density 1000 kg/m^3 , the top open to the atmosphere. One is 10 m tall, 2 m diameter, the other is 2.5 m tall with diameter 4 m. What is the total force from the bottom of each tank to the water and what is the pressure at the bottom of each tank?

Solution:

$$V_A = H \times \pi D^2 \times (1/4) = 10 \times \pi \times 2^2 \times (1/4) = 31.416 \text{ m}^3$$

$$V_B = H \times \pi D^2 \times (1/4) = 2.5 \times \pi \times 4^2 \times (1/4) = 31.416 \text{ m}^3$$

Tanks have the same volume, so same mass of water gives gravitational force

$$F = mg = \rho V g = 1000 \times 31.416 \times 9.80665 = 308\,086 \text{ N}$$

this is the force the legs have to supply (assuming P_o below the bottom). Tanks have total force up from bottom as

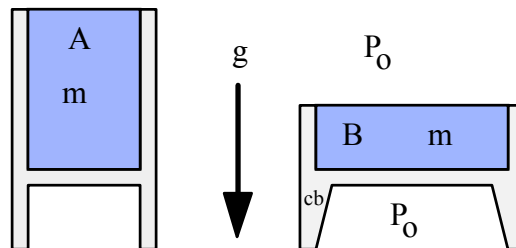
$$F_{\text{tot A}} = F + P_o A = 308\,086 + 101325 \times 3.1416 = 626\,408 \text{ N}$$

$$F_{\text{tot B}} = F + P_o A = 308\,086 + 101325 \times 12.5664 = 1\,581\,374 \text{ N}$$

$$P_{\text{bot}} = P_o + \rho H g$$

$$P_{\text{bot A}} = 101 + (1000 \times 10 \times 9.80665 / 1000) = \mathbf{199 \text{ kPa}}$$

$$P_{\text{bot B}} = 101 + (1000 \times 2.5 \times 9.80665 / 1000) = \mathbf{125.5 \text{ kPa}}$$



2.61

Blue manometer fluid of density 925 kg/m^3 shows a column height difference of 6 cm vacuum with one end attached to a pipe and the other open to $P_0 = 101 \text{ kPa}$. What is the absolute pressure in the pipe?

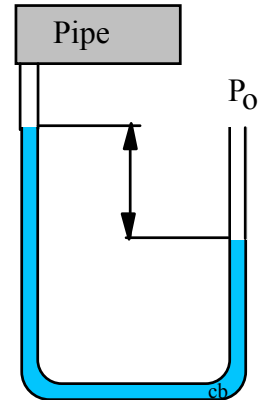
Solution:

Since the manometer shows a vacuum we have

$$P_{\text{PIPE}} = P_0 - \Delta P$$

$$\begin{aligned} \Delta P &= \rho gh = 925 \times 9.807 \times 0.06 \\ &= 544.3 \text{ Pa} = 0.544 \text{ kPa} \end{aligned}$$

$$P_{\text{PIPE}} = 101 - 0.544 = \mathbf{100.46 \text{ kPa}}$$



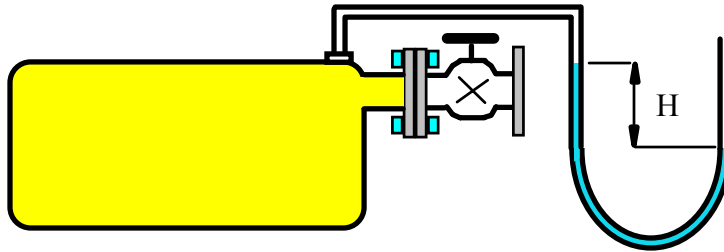
2.62

The absolute pressure in a tank is 85 kPa and the local ambient absolute pressure is 97 kPa. If a U-tube with mercury, density 13550 kg/m^3 , is attached to the tank to measure the vacuum, what column height difference would it show?

Solution:

$$\Delta P = P_0 - P_{\text{tank}} = \rho g H$$

$$H = (P_0 - P_{\text{tank}}) / \rho g = [(97 - 85) \times 1000] / (13550 \times 9.80665) \\ = \mathbf{0.090 \text{ m} = 90 \text{ mm}}$$



2.63

The pressure gauge on an air tank shows 75 kPa when the diver is 10 m down in the ocean. At what depth will the gauge pressure be zero? What does that mean?

Ocean H₂O pressure at 10 m depth is

$$P_{\text{H}_2\text{O}} = P_o + \rho Lg = 101.3 + \frac{997 \times 10 \times 9.80665}{1000} = 199 \text{ kPa}$$

Air Pressure (absolute) in tank

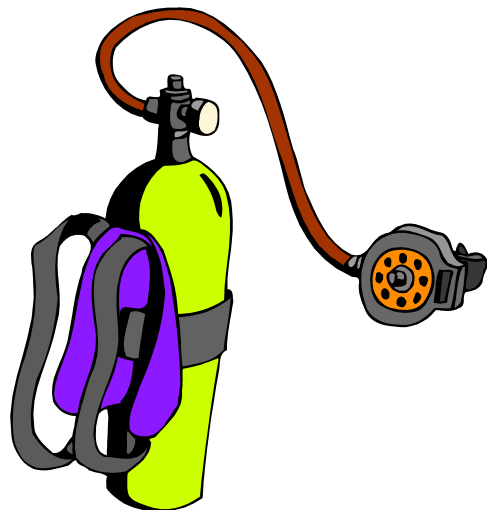
$$P_{\text{tank}} = 199 + 75 = 274 \text{ kPa}$$

Tank Pressure (gauge) reads zero at H₂O local pressure

$$274 = 101.3 + \frac{997 \times 9.80665}{1000} L$$

$$L = 17.66 \text{ m}$$

At this depth you will have to suck the air in, it can no longer push itself through a valve.



2.64

A submarine maintains 101 kPa inside it and it dives 240 m down in the ocean having an average density of 1030 kg/m^3 . What is the pressure difference between the inside and the outside of the submarine hull?

Solution:

Assume the atmosphere over the ocean is at 101 kPa, then ΔP is from the 240 m column water.

$$\Delta P = \rho Lg = (1030 \text{ kg/m}^3 \times 240 \text{ m} \times 9.807 \text{ m/s}^2) / 1000 = \mathbf{2424 \text{ kPa}}$$

2.65

A barometer to measure absolute pressure shows a mercury column height of 725 mm. The temperature is such that the density of the mercury is $13\,550\text{ kg/m}^3$. Find the ambient pressure.

Solution:

$$\text{Hg : } L = 725\text{ mm} = 0.725\text{ m}; \quad \rho = 13\,550\text{ kg/m}^3$$

The external pressure P balances the column of height L so from Fig.2.10

$$\begin{aligned} P &= \rho L g = 13\,550\text{ kg/m}^3 \times 9.80665\text{ m/s}^2 \times 0.725\text{ m} \times 10^{-3}\text{ kPa/Pa} \\ &= \mathbf{96.34\text{ kPa}} \end{aligned}$$

2.66

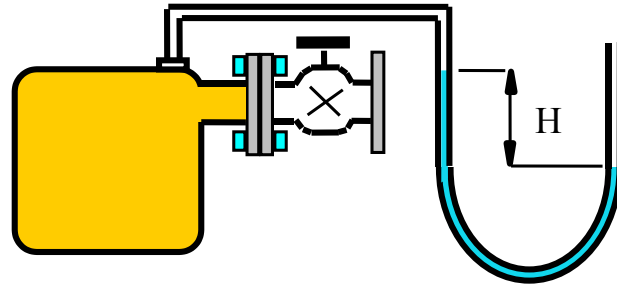
An absolute pressure gauge attached to a steel cylinder shows 135 kPa. We want to attach a manometer using liquid water a day that $P_{\text{atm}} = 101 \text{ kPa}$. How high a fluid level difference must we plan for?

Solution:

Since the manometer shows a pressure difference we have

$$\Delta P = P_{\text{CYL}} - P_{\text{atm}} = \rho L g$$

$$L = \Delta P / \rho g = \frac{(135 - 101) \text{ kPa}}{997 \text{ kg m}^{-3} \times 10 \times 9.807 \text{ m/s}^2} \frac{1000 \text{ Pa}}{\text{kPa}}$$
$$= 3.467 \text{ m}$$



2.67

The difference in height between the columns of a manometer is 200 mm with a fluid of density 900 kg/m^3 . What is the pressure difference? What is the height difference if the same pressure difference is measured using mercury, density 13600 kg/m^3 , as manometer fluid?

Solution:

$$\Delta P = \rho_1 g h_1 = 900 \text{ kg/m}^3 \times 9.807 \text{ m/s}^2 \times 0.2 \text{ m} = 1765.26 \text{ Pa} = \mathbf{1.77 \text{ kPa}}$$

$$h_{\text{Hg}} = \Delta P / (\rho_{\text{Hg}} g) = (\rho_1 g h_1) / (\rho_{\text{Hg}} g) = \frac{900}{13600} \times 0.2 = \mathbf{0.0132 \text{ m} = 13.2 \text{ mm}}$$

2.68

An exploration submarine should be able to go 4000 m down in the ocean. If the ocean density is 1020 kg/m^3 what is the maximum pressure on the submarine hull?

Solution:

$$\begin{aligned}\Delta P &= \rho Lg = (1020 \text{ kg/m}^3 \times 4000 \text{ m} \times 9.807 \text{ m/s}^2) / 1000 \\ &= 40\,012 \text{ kPa} \approx \mathbf{40 \text{ MPa}}\end{aligned}$$

2.69

Assume we use a pressure gauge to measure the air pressure at street level and at the roof of a tall building. If the pressure difference can be determined with an accuracy of 1 mbar (0.001 bar) what uncertainty in the height estimate does that corresponds to?

Solution:

$$\rho_{\text{air}} = 1.169 \text{ kg/m}^3 \quad \text{from Table A.5}$$

$$\Delta P = 0.001 \text{ bar} = 100 \text{ Pa}$$

$$L = \frac{\Delta P}{\rho g} = \frac{100}{1.169 \times 9.807} = 8.72 \text{ m}$$

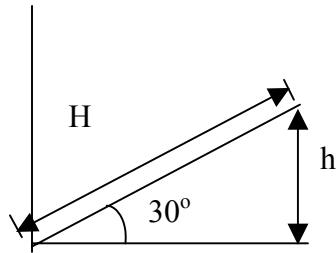


2.70

A U-tube manometer filled with water, density 1000 kg/m^3 , shows a height difference of 25 cm. What is the gauge pressure? If the right branch is tilted to make an angle of 30° with the horizontal, as shown in Fig. P2.70, what should the length of the column in the tilted tube be relative to the U-tube?

Solution:

Same height in the two sides in the direction of g.



$$\begin{aligned}\Delta P &= F/A = mg/A = V\rho g/A = h\rho g \\ &= 0.25 \times 1000 \times 9.807 = 2452.5 \text{ Pa} \\ &= \mathbf{2.45 \text{ kPa}}\end{aligned}$$

$$\begin{aligned}h &= H \times \sin 30^\circ \\ \Rightarrow H &= h/\sin 30^\circ = 2h = \mathbf{50 \text{ cm}}\end{aligned}$$

2.71

A barometer measures 760 mmHg at street level and 735 mmHg on top of a building. How tall is the building if we assume air density of 1.15 kg/m^3 ?

Solution:

$$\Delta P = \rho g H$$

$$H = \Delta P / \rho g = \frac{760 - 735 \text{ mmHg}}{1.15 \times 9.807 \text{ kg/m}^2\text{s}^2} \frac{133.32 \text{ Pa}}{\text{mmHg}} = \mathbf{295 \text{ m}}$$

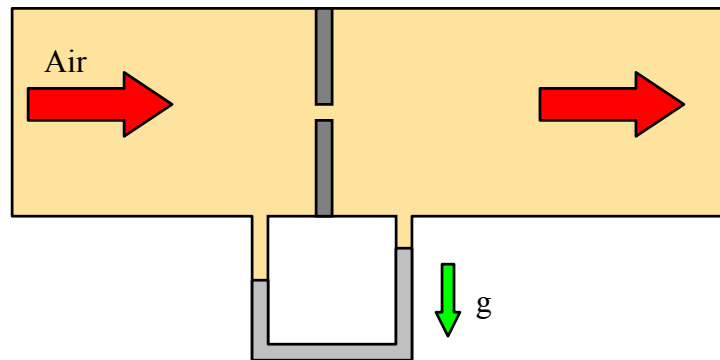
2.72

A piece of experimental apparatus is located where $g = 9.5 \text{ m/s}^2$ and the temperature is 5°C . An air flow inside the apparatus is determined by measuring the pressure drop across an orifice with a mercury manometer (see Problem 2.77 for density) showing a height difference of 200 mm. What is the pressure drop in kPa?

Solution:

$$\Delta P = \rho g h ; \quad \rho_{\text{Hg}} = 13600 \text{ kg/m}^3$$

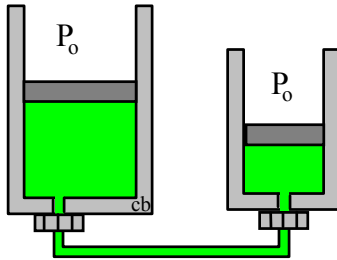
$$\Delta P = 13\,600 \text{ kg/m}^3 \times 9.5 \text{ m/s}^2 \times 0.2 \text{ m} = 25840 \text{ Pa} = \mathbf{25.84 \text{ kPa}}$$



2.73

Two piston/cylinder arrangements, A and B, have their gas chambers connected by a pipe. Cross-sectional areas are $A_A = 75 \text{ cm}^2$ and $A_B = 25 \text{ cm}^2$ with the piston mass in A being $m_A = 25 \text{ kg}$. Outside pressure is 100 kPa and standard gravitation. Find the mass m_B so that none of the pistons have to rest on the bottom.

Solution:



Force balance for both pistons: $F\uparrow = F\downarrow$

$$\text{A: } m_{PA}g + P_0A_A = PA_A$$

$$\text{B: } m_{PB}g + P_0A_B = PA_B$$

Same P in A and B gives no flow between them.

$$\frac{m_{PA}g}{A_A} + P_0 = \frac{m_{PB}g}{A_B} + P_0$$

$$\Rightarrow m_{PB} = m_{PA} \frac{A_A}{A_B} = 25 \times 25/75 = \mathbf{8.33 \text{ kg}}$$

2.74

Two hydraulic piston/cylinders are of same size and setup as in Problem 2.73, but with negligible piston masses. A single point force of 250 N presses down on piston A. Find the needed extra force on piston B so that none of the pistons have to move.

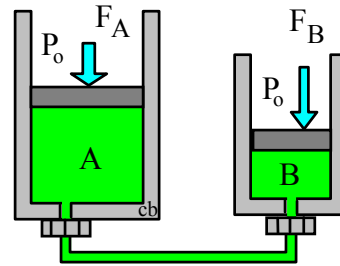
Solution:

$$A_A = 75 \text{ cm}^2 ;$$

$$A_B = 25 \text{ cm}^2$$

No motion in connecting pipe: $P_A = P_B$

Forces on pistons balance



$$P_A = P_0 + F_A / A_A = P_B = P_0 + F_B / A_B$$

$$F_B = F_A \times \frac{A_B}{A_A} = 250 \times \frac{25}{75} = \mathbf{83.33 \text{ N}}$$

2.75

A pipe flowing light oil has a manometer attached as shown in Fig. P2.75. What is the absolute pressure in the pipe flow?

Solution:

$$\text{Table A.3: } \rho_{\text{oil}} = 910 \text{ kg/m}^3; \quad \rho_{\text{water}} = 997 \text{ kg/m}^3$$

$$\begin{aligned} P_{\text{BOT}} &= P_0 + \rho_{\text{water}} g H_{\text{tot}} = P_0 + 997 \times 9.807 \times 0.8 \\ &= P_0 + 7822 \text{ Pa} \end{aligned}$$

$$\begin{aligned} P_{\text{PIPE}} &= P_{\text{BOT}} - \rho_{\text{water}} g H_1 - \rho_{\text{oil}} g H_2 \\ &= P_{\text{BOT}} - 997 \times 9.807 \times 0.1 - 910 \times 9.807 \times 0.2 \\ &= P_{\text{BOT}} - 977.7 \text{ Pa} - 1784.9 \text{ Pa} \end{aligned}$$

$$\begin{aligned} P_{\text{PIPE}} &= P_0 + (7822 - 977.7 - 1784.9) \text{ Pa} \\ &= P_0 + 5059.4 \text{ Pa} = 101.325 + 5.06 = \mathbf{106.4 \text{ kPa}} \end{aligned}$$

2.76

Two cylinders are filled with liquid water, $\rho = 1000 \text{ kg/m}^3$, and connected by a line with a closed valve. A has 100 kg and B has 500 kg of water, their cross-sectional areas are $A_A = 0.1 \text{ m}^2$ and $A_B = 0.25 \text{ m}^2$ and the height h is 1 m. Find the pressure on each side of the valve. The valve is opened and water flows to an equilibrium. Find the final pressure at the valve location.

Solution:

$$V_A = v_{\text{H}_2\text{O}} m_A = m_A / \rho = 0.1 = A_A h_A \quad \Rightarrow \quad h_A = 1 \text{ m}$$

$$V_B = v_{\text{H}_2\text{O}} m_B = m_B / \rho = 0.5 = A_B h_B \quad \Rightarrow \quad h_B = 2 \text{ m}$$

$$P_{VB} = P_0 + \rho g(h_B + H) = 101325 + 1000 \times 9.81 \times 3 = 130\,755 \text{ Pa}$$

$$P_{VA} = P_0 + \rho g h_A = 101325 + 1000 \times 9.81 \times 1 = 111\,135 \text{ Pa}$$

Equilibrium: same height over valve in both

$$V_{\text{tot}} = V_A + V_B = h_2 A_A + (h_2 - H) A_B \Rightarrow h_2 = \frac{h_A A_A + (h_B + H) A_B}{A_A + A_B} = 2.43 \text{ m}$$

$$P_{V2} = P_0 + \rho g h_2 = 101.325 + (1000 \times 9.81 \times 2.43) / 1000 = \mathbf{125.2 \text{ kPa}}$$

Temperature

2.77

The density of mercury changes approximately linearly with temperature as

$$\rho_{\text{Hg}} = 13595 - 2.5 T \text{ kg/m}^3 \quad T \text{ in Celsius}$$

so the same pressure difference will result in a manometer reading that is influenced by temperature. If a pressure difference of 100 kPa is measured in the summer at 35°C and in the winter at -15°C, what is the difference in column height between the two measurements?

Solution:

The manometer reading h relates to the pressure difference as

$$\Delta P = \rho L g \quad \Rightarrow \quad L = \frac{\Delta P}{\rho g}$$

The manometer fluid density from the given formula gives

$$\rho_{\text{su}} = 13595 - 2.5 \times 35 = 13507.5 \text{ kg/m}^3$$

$$\rho_{\text{w}} = 13595 - 2.5 \times (-15) = 13632.5 \text{ kg/m}^3$$

The two different heights that we will measure become

$$L_{\text{su}} = \frac{100 \times 10^3 \text{ kPa (Pa/kPa)}}{13507.5 \times 9.807 \text{ (kg/m}^3\text{) m/s}^2} = 0.7549 \text{ m}$$

$$L_{\text{w}} = \frac{100 \times 10^3 \text{ kPa (Pa/kPa)}}{13632.5 \times 9.807 \text{ (kg/m}^3\text{) m/s}^2} = 0.7480 \text{ m}$$

$$\Delta L = L_{\text{su}} - L_{\text{w}} = \mathbf{0.0069 \text{ m} = 6.9 \text{ mm}}$$

2.78

A mercury thermometer measures temperature by measuring the volume expansion of a fixed mass of liquid Hg due to a change in the density, see problem 2.35. Find the relative change (%) in volume for a change in temperature from 10°C to 20°C.

Solution:

From 10°C to 20°C

$$\text{At } 10^\circ\text{C} : \quad \rho_{\text{Hg}} = 13595 - 2.5 \times 10 = 13570 \text{ kg/m}^3$$

$$\text{At } 20^\circ\text{C} : \quad \rho_{\text{Hg}} = 13595 - 2.5 \times 20 = 13545 \text{ kg/m}^3$$

The volume from the mass and density is: $V = m/\rho$

$$\begin{aligned} \text{Relative Change} &= \frac{V_{20} - V_{10}}{V_{10}} = \frac{(m/\rho_{20}) - (m/\rho_{10})}{m/\rho_{10}} \\ &= \frac{\rho_{10}}{\rho_{20}} - 1 = \frac{13570}{13545} - 1 = \mathbf{0.0018 \text{ (0.18\%)}} \end{aligned}$$

2.79

Using the freezing and boiling point temperatures for water in both Celsius and Fahrenheit scales, develop a conversion formula between the scales. Find the conversion formula between Kelvin and Rankine temperature scales.

Solution:

$$T_{\text{Freezing}} = 0 \text{ } ^\circ\text{C} = 32 \text{ F}; \quad T_{\text{Boiling}} = 100 \text{ } ^\circ\text{C} = 212 \text{ F}$$

$$\Delta T = 100 \text{ } ^\circ\text{C} = 180 \text{ F} \Rightarrow T_{\text{C}} = (T_{\text{F}} - 32)/1.8 \quad \text{or} \quad T_{\text{F}} = 1.8 T_{\text{C}} + 32$$

For the absolute K & R scales both are zero at absolute zero.

$$T_{\text{R}} = 1.8 \times T_{\text{K}}$$

2.80

The atmosphere becomes colder at higher elevation. As an average the standard atmospheric absolute temperature can be expressed as $T_{\text{atm}} = 288 - 6.5 \times 10^{-3} z$, where z is the elevation in meters. How cold is it outside an airplane cruising at 12 000 m expressed in Kelvin and in Celsius?

Solution:

For an elevation of $z = 12\,000$ m we get

$$T_{\text{atm}} = 288 - 6.5 \times 10^{-3} z = \mathbf{210\text{ K}}$$

To express that in degrees Celsius we get

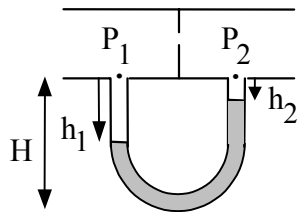
$$T_{\text{C}} = T - 273.15 = \mathbf{-63.15^{\circ}\text{C}}$$

Review Problems

2.81

Repeat problem 2.72 if the flow inside the apparatus is liquid water, $\rho \cong 1000 \text{ kg/m}^3$, instead of air. Find the pressure difference between the two holes flush with the bottom of the channel. You cannot neglect the two unequal water columns.

Solution:



Balance forces in the manometer:

$$(H - h_2) - (H - h_1) = \Delta h_{\text{Hg}} = h_1 - h_2$$

$$\begin{aligned} P_1 A + \rho_{\text{H}_2\text{O}} h_1 g A + \rho_{\text{Hg}} (H - h_1) g A \\ = P_2 A + \rho_{\text{H}_2\text{O}} h_2 g A + \rho_{\text{Hg}} (H - h_2) g A \end{aligned}$$

$$\Rightarrow P_1 - P_2 = \rho_{\text{H}_2\text{O}} (h_2 - h_1) g + \rho_{\text{Hg}} (h_1 - h_2) g$$

$$P_1 - P_2 = \rho_{\text{Hg}} \Delta h_{\text{Hg}} g - \rho_{\text{H}_2\text{O}} \Delta h_{\text{Hg}} g = 13600 \times 0.2 \times 9.5 - 1000 \times 0.2 \times 9.5$$

$$= 25840 - 1900 = 23940 \text{ Pa} = \mathbf{23.94 \text{ kPa}}$$

2.82

The main waterline into a tall building has a pressure of 600 kPa at 5 m elevation below ground level. How much extra pressure does a pump need to add to ensure a water line pressure of 200 kPa at the top floor 150 m above ground?

Solution:

The pump exit pressure must balance the top pressure plus the column ΔP . The pump inlet pressure provides part of the absolute pressure.

$$P_{\text{after pump}} = P_{\text{top}} + \Delta P$$

$$\begin{aligned}\Delta P &= \rho gh = 997 \text{ kg/m}^3 \times 9.807 \text{ m/s}^2 \times (150 + 5) \text{ m} \\ &= 1\,515\,525 \text{ Pa} = 1516 \text{ kPa}\end{aligned}$$

$$P_{\text{after pump}} = 200 + 1516 = 1716 \text{ kPa}$$

$$\Delta P_{\text{pump}} = 1716 - 600 = \mathbf{1116 \text{ kPa}}$$

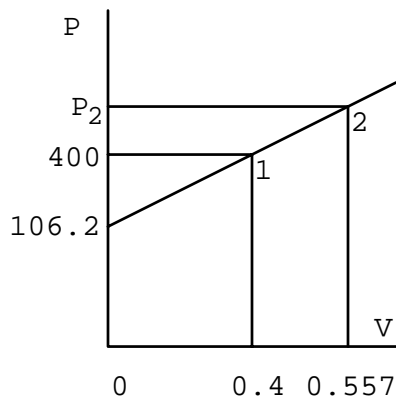
2.83

A 5-kg piston in a cylinder with diameter of 100 mm is loaded with a linear spring and the outside atmospheric pressure of 100 kPa. The spring exerts no force on the piston when it is at the bottom of the cylinder and for the state shown, the pressure is 400 kPa with volume 0.4 L. The valve is opened to let some air in, causing the piston to rise 2 cm. Find the new pressure.

Solution:

A linear spring has a force linear proportional to displacement. $F = kx$, so the equilibrium pressure then varies linearly with volume: $P = a + bV$, with an intercept a and a slope $b = dP/dV$. Look at the balancing pressure at zero volume ($V \rightarrow 0$) when there is no spring force $F = PA = P_oA + m_p g$ and the initial state. These two points determine the straight line shown in the P-V diagram.

$$\text{Piston area} = A_p = (\pi/4) \times 0.1^2 = 0.00785 \text{ m}^2$$



$$a = P_o + \frac{m_p g}{A_p} = 100 \text{ kPa} + \frac{5 \times 9.80665}{0.00785} \text{ Pa}$$

$$= 106.2 \text{ kPa} \quad \text{intercept for zero volume.}$$

$$V_2 = 0.4 + 0.00785 \times 20 = 0.557 \text{ L}$$

$$P_2 = P_1 + \frac{dP}{dV} \Delta V$$

$$= 400 + \frac{(400-106.2)}{0.4-0} (0.557-0.4)$$

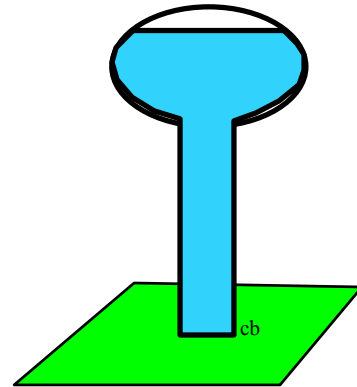
$$= \mathbf{515.3 \text{ kPa}}$$

2.84

In the city water tower, water is pumped up to a level 25 m above ground in a pressurized tank with air at 125 kPa over the water surface. This is illustrated in Fig. P2.84. Assuming the water density is 1000 kg/m^3 and standard gravity, find the pressure required to pump more water in at ground level.

Solution:

$$\begin{aligned}\Delta P &= \rho L g \\ &= 1000 \text{ kg/m}^3 \times 25 \text{ m} \times 9.807 \text{ m/s}^2 \\ &= 245\,175 \text{ Pa} = 245.2 \text{ kPa} \\ P_{\text{bottom}} &= P_{\text{top}} + \Delta P \\ &= 125 + 245.2 \\ &= \mathbf{370 \text{ kPa}}\end{aligned}$$



2.85

Two cylinders are connected by a piston as shown in Fig. P2.85. Cylinder A is used as a hydraulic lift and pumped up to 500 kPa. The piston mass is 25 kg and there is standard gravity. What is the gas pressure in cylinder B?

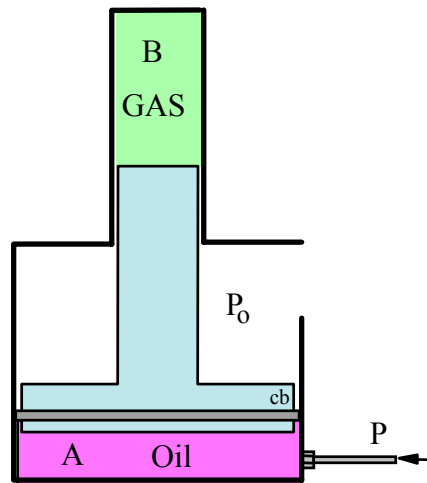
Solution:

$$\text{Force balance for the piston: } P_B A_B + m_p g + P_0 (A_A - A_B) = P_A A_A$$

$$A_A = (\pi/4)0.1^2 = 0.00785 \text{ m}^2; \quad A_B = (\pi/4)0.025^2 = 0.000491 \text{ m}^2$$

$$P_B A_B = P_A A_A - m_p g - P_0 (A_A - A_B) = 500 \times 0.00785 - (25 \times 9.807/1000) - 100 (0.00785 - 0.000491) = 2.944 \text{ kN}$$

$$P_B = 2.944/0.000491 = 5996 \text{ kPa} = \mathbf{6.0 \text{ MPa}}$$



2.86

A dam retains a lake 6 m deep. To construct a gate in the dam we need to know the net horizontal force on a 5 m wide and 6 m tall port section that then replaces a 5 m section of the dam. Find the net horizontal force from the water on one side and air on the other side of the port.

Solution:

$$P_{\text{bot}} = P_0 + \Delta P$$

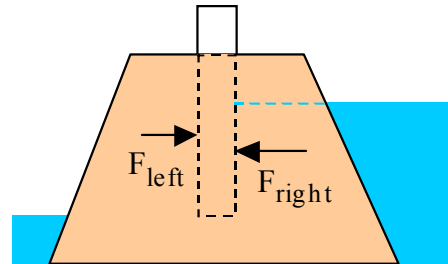
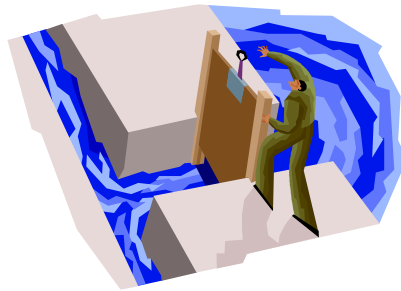
$$\Delta P = \rho gh = 997 \times 9.807 \times 6 = 58\,665 \text{ Pa} = 58.66 \text{ kPa}$$

Neglect ΔP in air

$$F_{\text{net}} = F_{\text{right}} - F_{\text{left}} = P_{\text{avg}} A - P_0 A$$

$$P_{\text{avg}} = P_0 + 0.5 \Delta P \quad \text{Since a linear pressure variation with depth.}$$

$$F_{\text{net}} = (P_0 + 0.5 \Delta P)A - P_0 A = 0.5 \Delta P A = 0.5 \times 58.66 \times 5 \times 6 = \mathbf{880 \text{ kN}}$$



**SOLUTION MANUAL
ENGLISH UNIT PROBLEMS
CHAPTER 2**

SONNTAG • BORGNAKKE • VAN WYLEN



FUNDAMENTALS
of
Thermodynamics
Sixth Edition

CHAPTER 2

SUBSECTION	PROB NO.
Concept-Study Guide Problems	87-91
Properties and Units	92
Force, Energy and Specific Volume	93-96
Pressure, Manometers and Barometers	97-103
Temperature	104-105

Correspondence table

The correspondence between the problem set in this sixth edition versus the problem set in the 5th edition text. Problems that are new are marked new and the SI number refers to the corresponding 6th edition SI unit problem.

New	5th Ed.	SI	New	5th Ed.	SI
87	new	-	97	43E	43
88	new	11	98	new	50
89	new	12	99	new	53
90	new	19	100	45E	70
91	new	20	101	46E	45
92	new	24	102	new	82
93	39E	33	103	48E	55
94	40E	-	104	new	80
95	new	47	105	47E	77
96	42E	42			

Concept Problems**2.87E**

A mass of 2 lbm has acceleration of 5 ft/s^2 , what is the needed force in lbf?

Solution:

Newtons 2nd law: $F = ma$

$$\begin{aligned} F &= ma = 2 \text{ lbm} \times 5 \text{ ft/s}^2 = 10 \text{ lbm ft/s}^2 \\ &= \frac{10}{32.174} \text{ lbf} = \mathbf{0.31 \text{ lbf}} \end{aligned}$$

2.88E

How much mass is in 0.25 gallon of liquid mercury (Hg)? Atmospheric air?

Solution:

A volume of 1 gal equals 231 in^3 , see Table A.1. From Figure 2.7 the density is in the range of $10\,000 \text{ kg/m}^3 = 624.28 \text{ lbm/ft}^3$, so we get

$$m = \rho V = 624.3 \text{ lbm/ft}^3 \times 0.25 \times (231/12^3) \text{ ft}^3 = \mathbf{20.86 \text{ lbm}}$$

A more accurate value from Table F.3 is $\rho = 848 \text{ lbm/ft}^3$.

For the air we see in Figure 2.7 that density is about $1 \text{ kg/m}^3 = 0.06243 \text{ lbm/ft}^3$ so we get

$$m = \rho V = 0.06243 \text{ lbm/ft}^3 \times 0.25 \times (231/12^3) \text{ ft}^3 = \mathbf{0.00209 \text{ lbm}}$$

A more accurate value from Table F.4 is $\rho = 0.073 \text{ lbm/ft}^3$ at 77 F, 1 atm.

2.89E

Can you easily carry a one gallon bar of solid gold?

Solution:

The density of solid gold is about 1205 lbm/ft^3 from Table F.2, we could also have read Figure 2.7 and converted the units.

$$V = 1 \text{ gal} = 231 \text{ in}^3 = 231 \times 12^{-3} \text{ ft}^3 = 0.13368 \text{ ft}^3$$

Therefore the mass in one gallon is

$$\begin{aligned} m &= \rho V = 1205 \text{ lbm/ft}^3 \times 0.13368 \text{ ft}^3 \\ &= 161 \text{ lbm} \end{aligned}$$

and some people can just about carry that in the standard gravitational field.

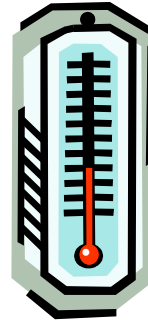
2.90E

What is the temperature of -5F in degrees Rankine?

Solution:

The offset from Fahrenheit to Rankine is 459.67 R , so we get

$$\begin{aligned} T_R &= T_F + 459.67 = -5 + 459.67 \\ &= \mathbf{454.7 \text{ R}} \end{aligned}$$


**2.91E**

What is the smallest temperature in degrees Fahrenheit you can have? Rankine?

Solution:

The lowest temperature is absolute zero which is at zero degrees Rankine at which point the temperature in Fahrenheit is negative

$$T_R = 0 \text{ R} = -459.67 \text{ F}$$



Properties and Units

2.92E

An apple weighs 0.2 lbm and has a volume of 6 in³ in a refrigerator at 38 F. What is the apple density? List three intensive and two extensive properties for the apple.

Solution:

$$\rho = \frac{m}{V} = \frac{0.2}{6} \frac{\text{lbm}}{\text{in}^3} = 0.0333 \frac{\text{lbm}}{\text{in}^3} = 57.6 \frac{\text{lbm}}{\text{ft}^3}$$

Intensive


$$\rho = 57.6 \frac{\text{lbm}}{\text{ft}^3}; \quad v = \frac{1}{\rho} = 0.0174 \frac{\text{ft}^3}{\text{lbm}}$$

$$T = 38 \text{ F}; \quad P = 14.696 \text{ lbf/in}^2$$

Extensive

$$m = 0.2 \text{ lbm}$$

$$V = 6 \text{ in}^3 = 0.026 \text{ gal} = 0.00347 \text{ ft}^3$$



Force, Energy, Density**2.93E**

A 2500-lbm car moving at 15 mi/h is accelerated at a constant rate of 15 ft/s² up to a speed of 50 mi/h. What are the force and total time required?

Solution:

$$a = \frac{d\mathbf{V}}{dt} = \frac{\Delta\mathbf{V}}{\Delta t} \Rightarrow \Delta t = \frac{\Delta\mathbf{V}}{a}$$

$$\Delta t = \frac{(50 - 15) \text{ mi/h} \times 1609.34 \text{ m/mi} \times 3.28084 \text{ ft/m}}{3600 \text{ s/h} \times 15 \text{ ft/s}^2} = \mathbf{3.42 \text{ sec}}$$

$$F = ma = (2500 \times 15 / 32.174) \text{ lbf} = \mathbf{1165 \text{ lbf}}$$

2.94E

Two pound moles of diatomic oxygen gas are enclosed in a 20-lbm steel container. A force of 2000 lbf now accelerates this system. What is the acceleration?

Solution:

The molecular weight for oxygen is $M = 31.999$ from Table F.1. The force must accelerate both the container and the oxygen mass.

$$m_{\text{O}_2} = n_{\text{O}_2} M_{\text{O}_2} = 2 \times 31.999 = 64 \text{ lbm}$$

$$m_{\text{tot}} = m_{\text{O}_2} + m_{\text{steel}} = 64 + 20 = 84 \text{ lbm}$$

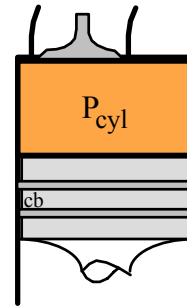
$$a = \frac{F}{m_{\text{tot}}} = \frac{2000 \text{ lbf}}{84 \text{ lbm}} \times 32.174 \frac{\text{lbm ft s}^{-2}}{\text{lbf}} = \mathbf{766 \text{ ft/s}^2}$$

2.95E

A valve in a cylinder has a cross sectional area of 2 in^2 with a pressure of 100 psia inside the cylinder and 14.7 psia outside. How large a force is needed to open the valve?

Solution:

$$\begin{aligned} F_{\text{net}} &= P_{\text{in}}A - P_{\text{out}}A \\ &= (100 - 14.7) \text{ psia} \times 2 \text{ in}^2 \\ &= 170.6 \text{ (lbf/in}^2\text{)} \times \text{in}^2 \\ &= \mathbf{170.6 \text{ lbf}} \end{aligned}$$



2.96E

One pound-mass of diatomic oxygen (O_2 molecular weight 32) is contained in a 100-gal tank. Find the specific volume on both a mass and mole basis (v and \bar{v}).

Solution:

$$V = 231 \text{ in}^3 = (231 / 12^3) \text{ ft}^3 = 0.1337 \text{ ft}^3 \quad \text{conversion seen in Table A.1}$$

This is based on the definition of the specific volume

$$v = V/m = 0.1337 \text{ ft}^3/1 \text{ lbm} = \mathbf{0.1337 \text{ ft}^3/\text{lbm}}$$

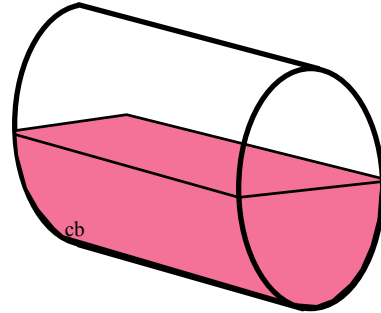
$$\bar{v} = V/n = \frac{V}{m/M} = Mv = 32 \times 0.1337 = \mathbf{4.278 \text{ ft}^3/\text{lbmol}}$$

Pressure**2.97E**

A 30-lbm steel gas tank holds 10 ft³ of liquid gasoline, having a density of 50 lbm/ft³. What force is needed to accelerate this combined system at a rate of 15 ft/s²?

Solution:

$$\begin{aligned} m &= m_{\text{tank}} + m_{\text{gasoline}} \\ &= 30 \text{ lbm} + 10 \text{ ft}^3 \times 50 \text{ lbm/ft}^3 \\ &= 530 \text{ lbm} \end{aligned}$$



$$F = ma = (530 \text{ lbm} \times 15 \text{ ft/s}^2) / (32.174 \text{ lbm ft/s}^2 \text{ lbf}) = \mathbf{247.1 \text{ lbf}}$$

2.98E

A laboratory room keeps a vacuum of 4 in. of water due to the exhaust fan. What is the net force on a door of size 6 ft by 3 ft?

Solution:

The net force on the door is the difference between the forces on the two sides as the pressure times the area

$$\begin{aligned} F &= P_{\text{outside}} A - P_{\text{inside}} A = \Delta P \times A \\ &= 4 \text{ in H}_2\text{O} \times 6 \text{ ft} \times 3 \text{ ft} \\ &= 4 \times 0.036126 \text{ lbf/in}^2 \times 18 \text{ ft}^2 \times 144 \text{ in}^2/\text{ft}^2 \\ &= \mathbf{374.6 \text{ lbf}} \end{aligned}$$

Table A.1: 1 in H₂O is 0.036 126 lbf/in², unit also often listed as psi.

2.99E

A 7 ft m tall steel cylinder has a cross sectional area of 15 ft^2 . At the bottom with a height of 2 ft m is liquid water on top of which is a 4 ft high layer of gasoline. The gasoline surface is exposed to atmospheric air at 14.7 psia. What is the highest pressure in the water?

Solution:

The pressure in the fluid goes up with the depth as

$$P = P_{\text{top}} + \Delta P = P_{\text{top}} + \rho gh$$

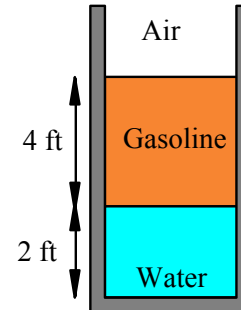
and since we have two fluid layers we get

$$P = P_{\text{top}} + [(\rho h)_{\text{gasoline}} + (\rho h)_{\text{water}}]g$$

The densities from Table F.4 are:

$$\rho_{\text{gasoline}} = 46.8 \text{ lbm/ft}^3; \quad \rho_{\text{water}} = 62.2 \text{ lbm/ft}^3$$

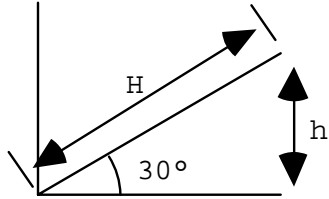
$$P = 14.7 + [46.8 \times 4 + 62.2 \times 2] \frac{32.174}{144 \times 32.174} = \mathbf{16.86 \text{ lbf/in}^2}$$



2.100E

A U-tube manometer filled with water, density 62.3 lbf/ft^3 , shows a height difference of 10 in. What is the gauge pressure? If the right branch is tilted to make an angle of 30° with the horizontal, as shown in Fig. P2.72, what should the length of the column in the tilted tube be relative to the U-tube?

Solution:



$$\begin{aligned} \Delta P &= F/A = mg/A = h\rho g \\ &= \frac{(10/12) \times 62.3 \times 32.174}{32.174 \times 144} \\ &= P_{\text{gauge}} = \mathbf{0.36 \text{ lbf/in}^2} \end{aligned}$$

$$\begin{aligned} h &= H \times \sin 30^\circ \\ \Rightarrow H &= h/\sin 30^\circ = 2h = 20 \text{ in} = \mathbf{0.833 \text{ ft}} \end{aligned}$$

2.101E

A piston/cylinder with cross-sectional area of 0.1 ft^2 has a piston mass of 200 lbm resting on the stops, as shown in Fig. P2.45. With an outside atmospheric pressure of 1 atm, what should the water pressure be to lift the piston?

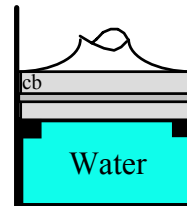
Solution:

The force acting down on the piston comes from gravitation and the outside atmospheric pressure acting over the top surface.

$$\text{Force balance:} \quad F\uparrow = F\downarrow = PA = m_p g + P_0 A$$

Now solve for P (multiply by 144 to convert from ft^2 to in^2)

$$\begin{aligned} P &= P_0 + \frac{m_p g}{A} = 14.696 + \frac{200 \times 32.174}{0.1 \times 144 \times 32.174} \\ &= 14.696 \text{ psia} + 13.88 \text{ psia} = \mathbf{28.58 \text{ lbf/in}^2} \end{aligned}$$



2.102E

The main waterline into a tall building has a pressure of 90 psia at 16 ft elevation below ground level. How much extra pressure does a pump need to add to ensure a waterline pressure of 30 psia at the top floor 450 ft above ground?

Solution:

The pump exit pressure must balance the top pressure plus the column ΔP . The pump inlet pressure provides part of the absolute pressure.

$$P_{\text{after pump}} = P_{\text{top}} + \Delta P$$

$$\Delta P = \rho gh = 62.2 \text{ lbm/ft}^3 \times 32.174 \text{ ft/s}^2 \times (450 + 16) \text{ ft} \times \frac{1 \text{ lbf s}^2}{32.174 \text{ lbm ft}}$$

$$= 28\,985 \text{ lbf/ft}^2 = 201.3 \text{ lbf/in}^2$$

$$P_{\text{after pump}} = 30 + 201.3 = 231.3 \text{ psia}$$

$$\Delta P_{\text{pump}} = 231.3 - 90 = \mathbf{141.3 \text{ psi}}$$

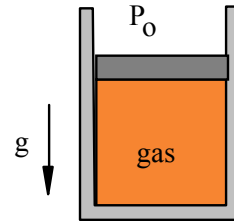
2.103E

A piston, $m_p = 10 \text{ lbm}$, is fitted in a cylinder, $A = 2.5 \text{ in.}^2$, that contains a gas. The setup is in a centrifuge that creates an acceleration of 75 ft/s^2 . Assuming standard atmospheric pressure outside the cylinder, find the gas pressure.

Solution:

$$\text{Force balance: } F\uparrow = F\downarrow = P_0A + m_p g = PA$$

$$\begin{aligned} P &= P_0 + \frac{m_p g}{A} \\ &= 14.696 + \frac{10 \times 75}{2.5 \times 32.174} \frac{\text{lbm ft/s}^2}{\text{in}^2} \frac{\text{lbf-s}^2}{\text{lbm-ft}} \\ &= 14.696 + 9.324 = \mathbf{24.02 \text{ lbf/in}^2} \end{aligned}$$



Temperature**2.104E**

The atmosphere becomes colder at higher elevation. As an average the standard atmospheric absolute temperature can be expressed as $T_{\text{atm}} = 518 - 3.84 \times 10^{-3} z$, where z is the elevation in feet. How cold is it outside an airplane cruising at 32 000 ft expressed in Rankine and in Fahrenheit?

Solution:

For an elevation of $z = 32\,000$ ft we get

$$T_{\text{atm}} = 518 - 3.84 \times 10^{-3} z = \mathbf{395.1\ R}$$

To express that in degrees Fahrenheit we get

$$T_{\text{F}} = T - 459.67 = \mathbf{-64.55\ F}$$

2.105E

The density of mercury changes approximately linearly with temperature as

$$\rho_{\text{Hg}} = 851.5 - 0.086 T \text{ lbm/ft}^3 \quad T \text{ in degrees Fahrenheit}$$

so the same pressure difference will result in a manometer reading that is influenced by temperature. If a pressure difference of 14.7 lbf/in.^2 is measured in the summer at 95 F and in the winter at 5 F , what is the difference in column height between the two measurements?

Solution:

$$\Delta P = \rho g h \Rightarrow h = \Delta P / \rho g$$

$$\rho_{\text{su}} = 843.33 \text{ lbm/ft}^3; \quad \rho_{\text{w}} = 851.07 \text{ lbm/ft}^3$$

$$h_{\text{su}} = \frac{14.7 \times 144 \times 32.174}{843.33 \times 32.174} = 2.51 \text{ ft} = 30.12 \text{ in}$$

$$h_{\text{w}} = \frac{14.7 \times 144 \times 32.174}{851.07 \times 32.174} = 2.487 \text{ ft} = 29.84 \text{ in}$$

$$\Delta h = h_{\text{su}} - h_{\text{w}} = 0.023 \text{ ft} = \mathbf{0.28 \text{ in}}$$

**SOLUTION MANUAL
ENGLISH UNIT PROBLEMS
CHAPTER 3**

SONNTAG • BORGNAKKE • VAN WYLEN



FUNDAMENTALS
of
Thermodynamics
Sixth Edition

CONTENT CHAPTER 3

SUBSECTION	PROB NO.
Correspondence table	
Study guide problems	1-20
Phase diagrams, triple and critical points	21-28
General tables	29-63
Ideal gas	64-79
Compressibility factor	79-89
Review problems	90-115
Linear interpolation	116-121
Computer tables	122-127
English unit problems	128-158

Correspondence Table**CHAPTER 3 6th edition Sonntag/Borgnakke/Wylen**

The set of problems have a correspondence to the 5th edition Fundamentals of Thermodynamics as:

Problems 3.1 through 3.20 are all new

New	5th	New	5th	New	5th
21	new	57	46	93	30 mod
22	2	58	48	94	31 mod
23	1	59	39 mod	95	32
24		60	57	96	new
25	3	61	51	97	60
26	new	62	new	98	55
27	4	63	new	99	new
28	28 mod	64	5	100	59
29	new	65	new	101	53
30	23	66	22	102	54
31	28 mod	67	6	103	50
32	24	68	new	104	49
33	new	69	8	105	45
34	new	70	new	106	56
35	new	71	10	107	9
36	29	72	13	108	52
37	new	73	new	109	7
38	new	74	25	110	47
39	27 mod	75	new	111	11
40	new	76	new	112	12
41	37	77	new	113	16
42	41	78	17	114	38
43	new	79	14	115	34
44	new	80	19	116	new
45	new	81	33	117	new
46	new	82	new	118	new
47	36	83	new	119	new
48	new	84	new	120	new
49	58	85	new	121	new
50	35	86	20	122	new
51	42	87	new	123	new
52	new	88	21	124	new
53	43	89	18	125	new
54	new	90	26 mod	126	86
55	40	91	16 mod	127	87
56	44	92	30 mod		

The English unit problem correspondence is

New	5th Ed.	SI	New	5th Ed.	SI
128	new	5	143	77E	53
129	new	7	144	new	62
130	new	9	145	79E	58
131	new	11	146	62E	69
132	new	17	147	new	65
133	new	23	148	69E c+d 70E d	-
134	61E	27	149	72E	81
135	68E a-c	30	150	64E	113
136	68E d-f	30	151	new	74
137	new	40	152	81E	49
138	70E	36	153	new	99
139	73E	47	154	71E	95
140	74E	41	155	80E	61
141	new	44	156	83E	106
142	76E	51	157	65E	89
			158	66E	-

The Computer, design and open-ended problem correspondence is

New	5th	New	5th	New	5th
159	new	163	90	167	94
160	new	164	91	168	95
161	88	165	92		
162	89	166	93		

mod indicates a modification from the previous problem that changes the solution but otherwise is the same type problem.

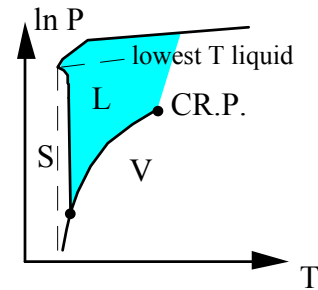
Concept-Study Guide Problems

3.1

What is the lowest temperature (approximately) at which water can be liquid?

Look at the phase diagram in Fig. 3.7. At the border between ice I, ice III and the liquid region is a triple point which is the lowest T where you can have liquid. From the figure it is estimated to be about 255 K i.e. at -18°C .

$$T \approx 255 \text{ K} \approx -18^{\circ}\text{C}$$



3.2

What is the percent change in volume as liquid water freezes? Mention some effects in nature and for our households the volume change can have.

The density of water in the different phases can be found in Tables A.3 and A.4 and in Table B.1.

$$\text{From Table B.1.1} \quad v_f = 0.00100 \text{ m}^3/\text{kg}$$

$$\text{From Table B.1.5} \quad v_i = 0.0010908 \text{ m}^3/\text{kg}$$

$$\text{Percent change:} \quad 100 \frac{v_i - v_f}{v_f} = 100 \times \frac{0.0010908 - 0.001}{0.001} = 9.1 \% \text{ increase}$$

Liquid water that seeps into cracks or other confined spaces and then freezes will expand and widen the cracks. This is what destroys any porous material exposed to the weather on buildings, roads and mountains.

3.3

When you skate on ice a thin liquid film forms under the skate; how can that be?

The ice is at some temperature below the freezing temperature for the atmospheric pressure of $100 \text{ kPa} = 0.1 \text{ MPa}$ and thus to the left of the fusion line in the solid ice I region of Fig. 3.7. As the skate comes over the ice the pressure is increased dramatically right under the blade so it brings the state straight up in the diagram crossing the fusion line and brings it into a liquid state at same temperature.

The very thin liquid film under the skate changes the friction to be viscous rather than a solid to solid contact friction. Friction is thus significantly reduced.

3.4

An external water tap has the valve activated by a long spindle so the closing mechanism is located well inside the wall. Why is that?

Solution:

By having the spindle inside the wall the coldest location with water when the valve is closed is kept at a temperature above the freezing point. If the valve spindle was outside there would be some amount of water that could freeze while it is trapped inside the pipe section potentially rupturing the pipe.

3.5

Some tools should be cleaned in water at a least 150°C. How high a P is needed?

Solution:

If I need liquid water at 150°C I must have a pressure that is at least the saturation pressure for this temperature.

Table B.1.1: 150°C $P_{\text{sat}} = 475.9 \text{ kPa}$.

3.6

Are the pressures in the tables absolute or gauge pressures?

Solution:

The behavior of a pure substance depends on the absolute pressure, so P in the tables is absolute.

3.7

If I have 1 L ammonia at room pressure and temperature (100 kPa, 20°C) how much mass is that?

Ammonia Tables B.2:

B.2.1 $P_{\text{sat}} = 857.5 \text{ kPa}$ at 20°C so superheated vapor.

B.2.2 $v = 1.4153 \text{ m}^3/\text{kg}$ under subheading 100 kPa

$$m = \frac{V}{v} = \frac{0.001 \text{ m}^3}{1.4153 \text{ m}^3/\text{kg}} = \mathbf{0.000706 \text{ kg} = 0.706 \text{ g}}$$

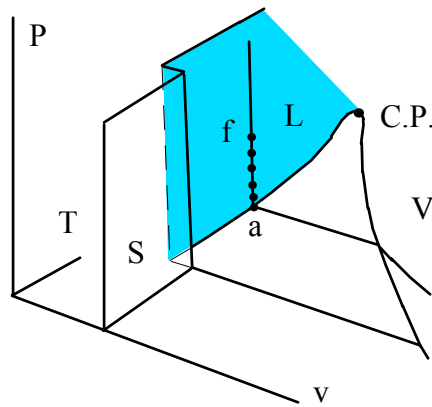
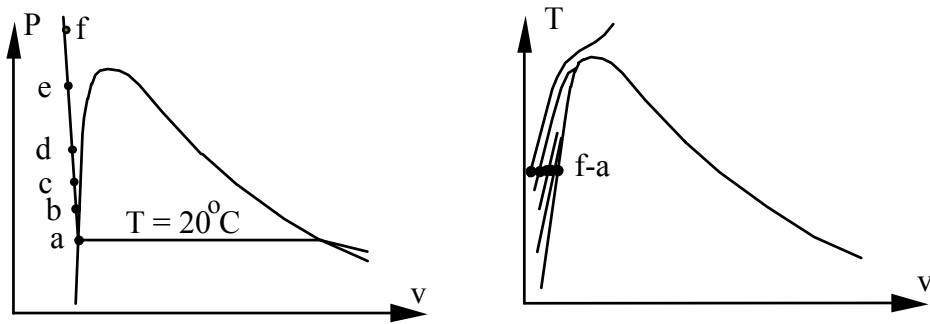
3.8

How much is the change in liquid specific volume for water at 20°C as you move up from state i towards state j in figure 3.12 reaching 15 000 kPa?

State “i”, here “a”, is saturated liquid and up is then compressed liquid states

- a Table B.1.1: $v_f = 0.001\ 002\ \text{m}^3/\text{kg}$ at 2.34 kPa
- b Table B.1.4: $v_f = 0.001\ 002\ \text{m}^3/\text{kg}$ at 500 kPa
- c Table B.1.4: $v_f = 0.001\ 001\ \text{m}^3/\text{kg}$ at 2000 kPa
- d Table B.1.4: $v_f = 0.001\ 000\ \text{m}^3/\text{kg}$ at 5000 kPa
- e Table B.1.4: $v_f = 0.000\ 995\ \text{m}^3/\text{kg}$ at 15 000 kPa
- f Table B.1.4: $v_f = 0.000\ 980\ \text{m}^3/\text{kg}$ at 50 000 kPa

Notice how small the changes in v are for very large changes in P .



3.9

For water at 100 kPa with a quality of 10% find the volume fraction of vapor.

This is a two-phase state at a given pressure:

$$\text{Table B.1.2: } v_f = 0.001043 \text{ m}^3/\text{kg}, \quad v_g = 1.6940 \text{ m}^3/\text{kg}$$

From the definition of quality we get the masses from total mass, m , as

$$m_f = (1 - x) m, \quad m_g = x m$$

The volumes are

$$V_f = m_f v_f = (1 - x) m v_f, \quad V_g = m_g v_g = x m v_g$$

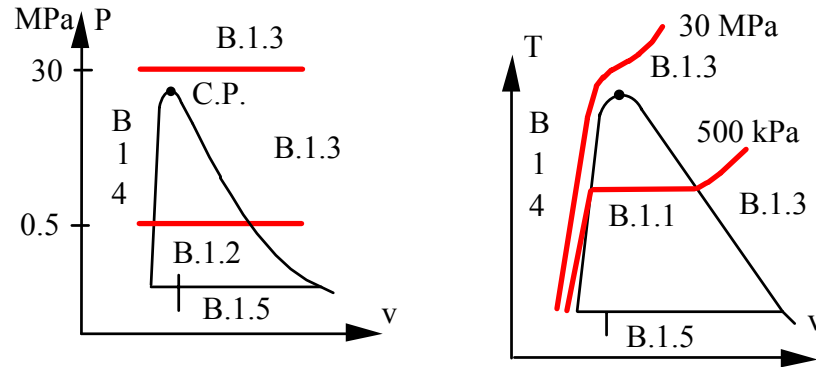
So the volume fraction of vapor is

$$\begin{aligned} \text{Fraction} &= \frac{V_g}{V} = \frac{V_g}{V_g + V_f} = \frac{x m v_g}{x m v_g + (1 - x)m v_f} \\ &= \frac{0.1 \times 1.694}{0.1 \times 1.694 + 0.9 \times 0.001043} = \frac{0.1694}{0.17034} = \mathbf{0.9945} \end{aligned}$$

Notice that the liquid volume is only about 0.5% of the total. We could also have found the overall $v = v_f + x v_{fg}$ and then $V = m v$.

3.10

Sketch two constant-pressure curves (500 kPa and 30 000 kPa) in a T-v diagram and indicate on the curves where in the water tables you see the properties.

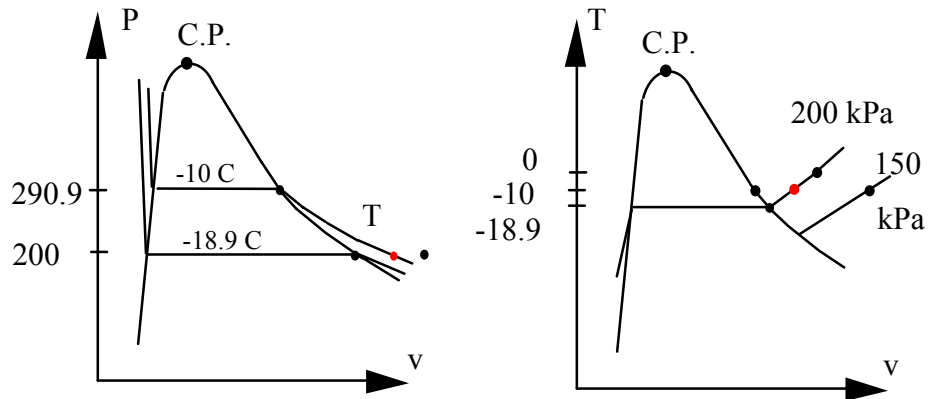


The 30 MPa line in Table B.1.4 starts at 0°C and table ends at 380°C, the line is continued in Table B.1.3 starting at 375°C and table ends at 1300°C.

The 500 kPa line in Table B.1.4 starts at 0.01°C and table ends at the saturated liquid state (151.86°C). The line is continued in Table B.1.3 starting at the saturated vapor state (151.86°C) continuing up to 1300°C.

3.11

Locate the state of ammonia at 200 kPa, -10°C . Indicate in both the P-v and the T-v diagrams the location of the nearest states listed in the printed table B.2



3.12

Why are most of the compressed liquid or solid regions not included in the printed tables?

For the compressed liquid and the solid phases the specific volume and thus density is nearly constant. These surfaces are very steep nearly constant v and there is then no reason to fill up a table with the same value of v for different P and T .

3.13

Water at 120°C with a quality of 25% has its temperature raised 20°C in a constant volume process. What is the new quality and pressure?

Solution:

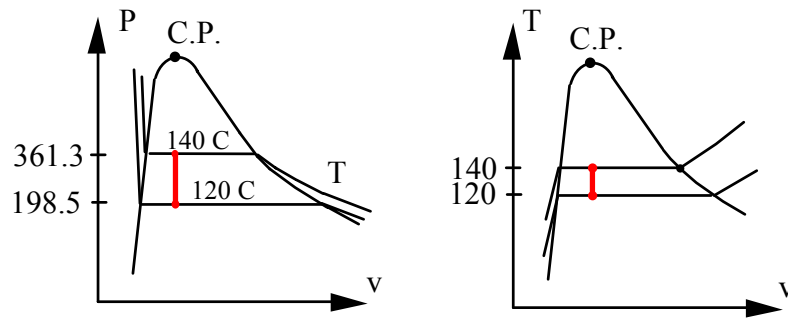
State 1 from Table B.1.1 at 120°C

$$v = v_f + x v_{fg} = 0.001060 + 0.25 \times 0.8908 = 0.22376 \text{ m}^3/\text{kg}$$

State 2 has same v at 140°C also from Table B.1.1

$$x = \frac{v - v_f}{v_{fg}} = \frac{0.22376 - 0.00108}{0.50777} = \mathbf{0.4385}$$

$$P = P_{\text{sat}} = \mathbf{361.3 \text{ kPa}}$$



3.14

Water at 200 kPa with a quality of 25% has its temperature raised 20°C in a constant pressure process. What is the new quality and volume?

Solution:

State 1 from Table B.1.2 at 200 kPa

$$v = v_f + x v_{fg} = 0.001061 + 0.25 \times 0.88467 = 0.22223 \text{ m}^3/\text{kg}$$

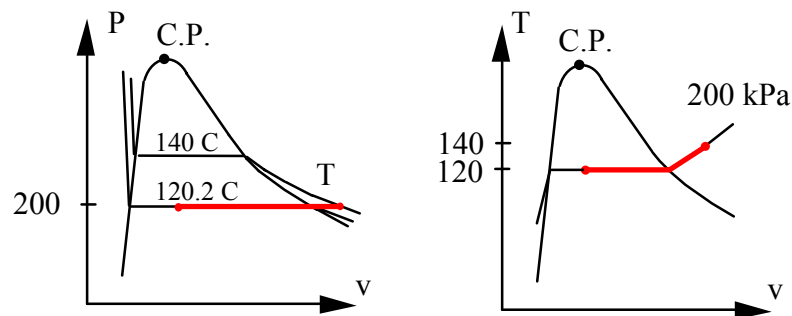
State 2 has same P from Table B.1.2 at 200 kPa

$$T_2 = T_{\text{sat}} + 20 = 120.23 + 20 = 140.23^\circ\text{C}$$

so state is superheated vapor

$x = \text{undefined}$

$$v = 0.88573 + (0.95964 - 0.88573) \frac{20}{150 - 120.23} = \mathbf{0.9354 \text{ m}^3/\text{kg}}$$



3.15

Why is it not typical to find tables for Ar, He, Ne or air like an Appendix B table?

The temperature at which these substances are close to the two-phase region is very low. For technical applications with temperatures around atmospheric or higher they are ideal gases. Look in Table A.2 and we can see the critical temperatures as

Ar : 150.8 K He: 5.19 K Ne: 44.4 K

It requires a special refrigerator in a laboratory to bring a substance down to these cryogenic temperatures.

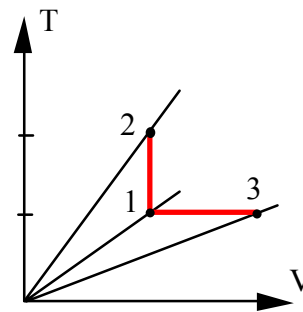
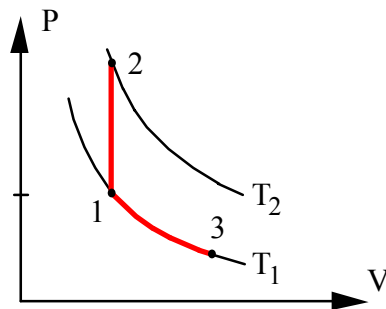
3.16

What is the relative (%) change in P if we double the absolute temperature of an ideal gas keeping mass and volume constant? Repeat if we double V having m, T constant.

Ideal gas law: $PV = mRT$

State 2: $P_2V = mRT_2 = mR2T_1 = 2P_1V \Rightarrow P_2 = 2P_1$
 Relative change = $\Delta P/P_1 = P_2/P_1 - 1 = 1 = \mathbf{100\%}$

State 3: $P_3V_3 = mRT_1 = P_1V_1 \Rightarrow P_3 = P_1V_1/V_3 = P_1/2$
 Relative change = $\Delta P/P_1 = P_3/P_1 - 1 = -0.5 = \mathbf{-50\%}$



3.17

Calculate the ideal gas constant for argon and hydrogen based on table A.2 and verify the value with Table A.5

The gas constant for a substance can be found from the universal gas constant from the front inside cover and the molecular weight from Table A.2

$$\text{Argon:} \quad R = \frac{\bar{R}}{M} = \frac{8.3145}{39.948} = \mathbf{0.2081 \text{ kJ/kg K}}$$

$$\text{Hydrogen:} \quad R = \frac{\bar{R}}{M} = \frac{8.3145}{2.016} = \mathbf{4.1243 \text{ kJ/kg K}}$$

3.18

How close to ideal gas behavior (find Z) is ammonia at saturated vapor, 100 kPa?
How about saturated vapor at 2000 kPa?

Table B.2.2: $v_1 = 1.1381 \text{ m}^3/\text{kg}$, $T_1 = -33.6^\circ\text{C}$, $P_1 = 100 \text{ kPa}$

$v_2 = 0.06444 \text{ m}^3/\text{kg}$, $T_2 = 49.37^\circ\text{C}$, $P_2 = 2000 \text{ kPa}$

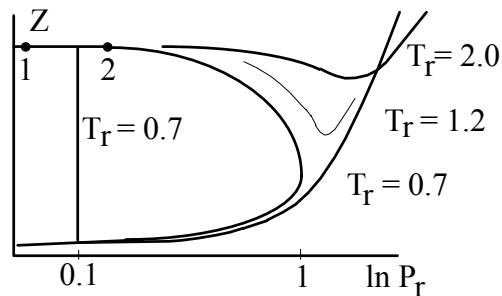
Table A.5: $R = 0.4882 \text{ kJ/kg K}$

Extended gas law: $Pv = ZRT$ so we can calculate Z from this

$$Z_1 = \frac{P_1 v_1}{RT_1} = \frac{100 \times 1.1381}{0.4882 \times (273.15 - 33.6)} = 0.973$$

$$Z_2 = \frac{P_2 v_2}{RT_2} = \frac{2000 \times 0.06444}{0.4882 \times (273.15 + 49.37)} = 0.8185$$

So state 1 is close to ideal gas and state 2 is not so close.



3.19

Find the volume of 2 kg of ethylene at 270 K, 2500 kPa using Z from Fig. D.1

Ethylene Table A.2: $T_c = 282.4$ K, $P_c = 5.04$ MPa

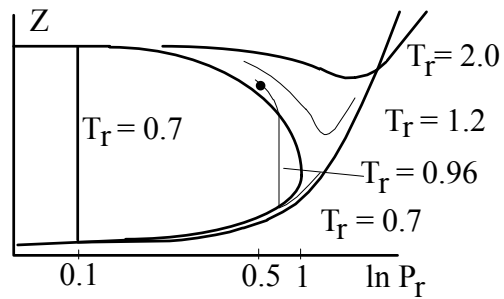
Table A.5: $R = 0.2964$ kJ/kg K

The reduced temperature and pressure are:

$$T_r = \frac{T}{T_c} = \frac{270}{282.4} = 0.956, \quad P_r = \frac{P}{P_c} = \frac{2.5}{5.04} = 0.496$$

Enter the chart with these coordinates and read: $Z = 0.76$

$$V = \frac{mZRT}{P} = \frac{2 \times 0.76 \times 0.2964 \times 270}{2500} = \mathbf{0.0487 \text{ m}^3}$$



3.20

With $T_r = 0.85$ and a quality of 0.6 find the compressibility factor using Fig. D.1

For the saturated states we will use Table D.4 instead of the figure. There we can see at $T_r = 0.85$

$$Z_f = 0.062, \quad Z_g = 0.747$$

$$Z = (1 - x) Z_f + x Z_g = (1 - 0.6) 0.062 + 0.6 \times 0.747 = \mathbf{0.473}$$

Phase Diagrams, Triple and Critical Points

3.21

Modern extraction techniques can be based on dissolving material in supercritical fluids such as carbon dioxide. How high are pressure and density of carbon dioxide when the pressure and temperature are around the critical point. Repeat for ethyl alcohol.

Solution:

CO₂ :

Table A.2: $P_c = 7.38 \text{ MPa}$, $T_c = 304 \text{ K}$, $v_c = 0.00212 \text{ m}^3/\text{kg}$

$$\rho_c = 1/v_c = 1/0.00212 = 472 \text{ kg/m}^3$$

C₂H₅OH:

Table A.2: $P_c = 6.14 \text{ MPa}$, $T_c = 514 \text{ K}$, $v_c = 0.00363 \text{ m}^3/\text{kg}$

$$\rho_c = 1/v_c = 1/0.00363 = 275 \text{ kg/m}^3$$

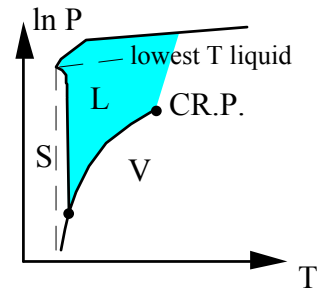
3.22

Find the lowest temperature at which it is possible to have water in the liquid phase. At what pressure must the liquid exist?

Solution:

There is no liquid at lower temperatures than on the fusion line, see Fig. 3.6, saturated ice III to liquid phase boundary is at

$$T \approx 263\text{K} \approx -10^\circ\text{C} \quad \text{and} \\ P \approx 2100 \text{ MPa}$$



3.23

Water at 27°C can exist in different phases dependent upon the pressure. Give the approximate pressure range in kPa for water being in each one of the three phases vapor, liquid or solid.

Solution:

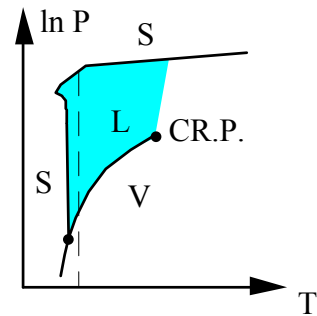
The phases can be seen in Fig. 3.6, a sketch of which is shown to the right.

$$T = 27\text{ }^{\circ}\text{C} = 300\text{ K}$$

From Fig. 3.6:

$$P_{VL} \approx 4 \times 10^{-3}\text{ MPa} = 4\text{ kPa,}$$

$$P_{LS} = 10^3\text{ MPa}$$



$0 < P < 4\text{ kPa}$	VAPOR
$0.004\text{ MPa} < P < 1000\text{ MPa}$	LIQUID
$P > 1000\text{ MPa}$	SOLID(ICE)

3.24

What is the lowest temperature in Kelvins for which you can see metal as a liquid if the metal is *a.* silver *b.* copper

Solution:

Assume the two substances have a phase diagram similar to Fig. 3.6, then we can see the triple point data in Table 3.2

$$T_a = 961^\circ\text{C} = 1234 \text{ K}$$

$$T_b = 1083^\circ\text{C} = 1356 \text{ K}$$

3.25

If density of ice is 920 kg/m^3 , find the pressure at the bottom of a 1000 m thick ice cap on the north pole. What is the melting temperature at that pressure?


Solution:

$$\rho_{\text{ICE}} = 920 \text{ kg/m}^3$$

$$\Delta P = \rho g H = 920 \text{ kg/m}^3 \times 9.80665 \text{ m/s}^2 \times 1000 = 9022 \text{ 118 Pa}$$

$$P = P_0 + \Delta P = 101.325 + 9022 = 9123 \text{ kPa}$$

See figure 3.6 liquid solid interphase $\Rightarrow T_{\text{LS}} = -1^\circ\text{C}$



3.26

Dry ice is the name of solid carbon dioxide. How cold must it be at atmospheric (100 kPa) pressure? If it is heated at 100 kPa what eventually happens?

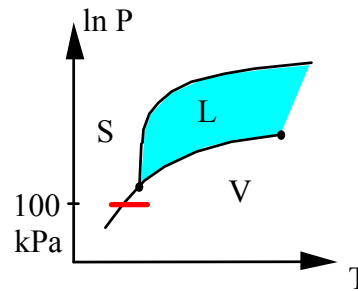
Solution:

The phase boundaries are shown in Figure 3.6

At 100 kPa the carbon dioxide is solid if $T < 190 \text{ K}$

It goes directly to a vapor state without becoming a liquid hence its name.

The 100 kPa is below the triple point.



3.27

A substance is at 2 MPa, 17°C in a rigid tank. Using only the critical properties can the phase of the mass be determined if the substance is nitrogen, water or propane ?

Solution:

Find state relative to critical point properties which are from Table A.2:

- a) Nitrogen N_2 : 3.39 MPa 126.2 K
- b) Water H_2O : 22.12 MPa 647.3 K
- c) Propane C_3H_8 : 4.25 MPa 369.8 K

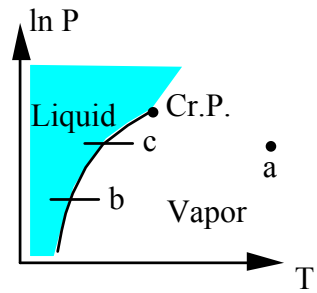
State is at 17 °C = 290 K and 2 MPa < P_c
for all cases:

N_2 : $T \gg T_c$ Superheated vapor $P < P_c$

H_2O : $T \ll T_c$; $P \ll P_c$

you cannot say.

C_3H_8 : $T < T_c$; $P < P_c$ you cannot say

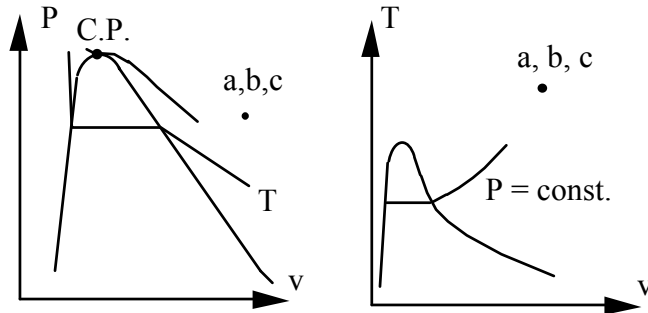


3.28

Give the phase for the following states.

Solution:

- a. CO_2 $T = 267^\circ\text{C}$ $P = 0.5 \text{ MPa}$ Table A.2
superheated vapor assume ideal gas Table A.5
- b. Air $T = 20^\circ\text{C}$ $P = 200 \text{ kPa}$ Table A.2
superheated vapor assume ideal gas Table A.5
- c. NH_3 $T = 170^\circ\text{C}$ $P = 600 \text{ kPa}$ Table B.2.2 or A.2
 $T > T_c \Rightarrow$ **superheated vapor**



3.29

Determine the phase of the substance at the given state using Appendix B tables

- a) Water 100°C , 500 kPa
- b) Ammonia -10°C , 150 kPa
- c) R-12 0°C , 350 kPa

Solution:

- a) From Table B.1.1 $P_{\text{sat}}(100^{\circ}\text{C}) = 101.3 \text{ kPa}$

$500 \text{ kPa} > P_{\text{sat}}$ then it is compressed liquid

OR from Table B.1.2 $T_{\text{sat}}(500 \text{ kPa}) = 152^{\circ}\text{C}$

$100^{\circ}\text{C} < T_{\text{sat}}$ then it is subcooled liquid = compressed liquid

- b) Ammonia NH_3 :

Table B.2.1: $P < P_{\text{sat}}(-10^{\circ}\text{C}) = 291 \text{ kPa}$

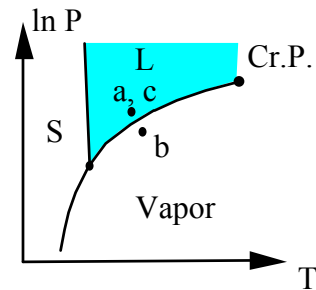
Superheated vapor

- c) R-12

Table B.3.1: $P > P_{\text{sat}}(0^{\circ}\text{C}) = 309 \text{ kPa}$

Compressed liquid.

The S-L fusion line goes slightly to the left for water. It tilts slightly to the right for most other substances.



3.30

Determine whether water at each of the following states is a compressed liquid, a superheated vapor, or a mixture of saturated liquid and vapor.

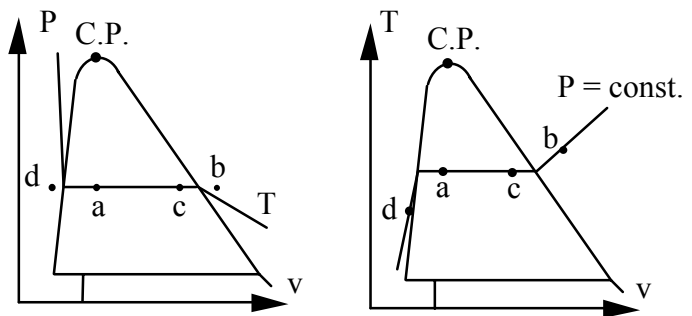
- | | | | |
|----|---|----|------------------------------------|
| a. | $P = 10 \text{ MPa}, v = 0.003 \text{ m}^3/\text{kg}$ | b. | $1 \text{ MPa}, 190^\circ\text{C}$ |
| c. | $200^\circ\text{C}, 0.1 \text{ m}^3/\text{kg}$ | d. | $10 \text{ kPa}, 10^\circ\text{C}$ |

Solution:

For all states start search in table B.1.1 (if T given) or B.1.2 (if P given)

- a. $P = 10 \text{ MPa}, v = 0.003 \text{ m}^3/\text{kg}$ so look in B.1.2 at 10 MPa
 $v_f = 0.001452; v_g = 0.01803 \text{ m}^3/\text{kg},$
 $\Rightarrow v_f < v < v_g \Rightarrow$ so mixture of liquid and vapor.
- b. $1 \text{ MPa}, 190^\circ\text{C}$: Only one of the two look-ups is needed
 B.1.1: $P < P_{\text{sat}} = 1254.4 \text{ kPa}$ so it is superheated vapor
 B.1.2: $T > T_{\text{sat}} = 179.91^\circ\text{C}$ so it is superheated vapor
- c. $200^\circ\text{C}, 0.1 \text{ m}^3/\text{kg}$: look in B.1.1
 $v_f = 0.001156 \text{ m}^3/\text{kg} ; v_g = 0.12736 \text{ m}^3/\text{kg},$
 $\Rightarrow v_f < v < v_g \Rightarrow$ so mixture of liquid and vapor.
- d. $10 \text{ kPa}, 10^\circ\text{C}$: Only one of the two look-ups is needed
 From B.1.1: $P > P_g = 1.2276 \text{ kPa}$ so compressed liquid
 From B.1.2: $T < T_{\text{sat}} = 45.8^\circ\text{C}$ so compressed liquid

States shown are placed relative to the two-phase region, not to each other.



3.31

Give the phase for the following states.

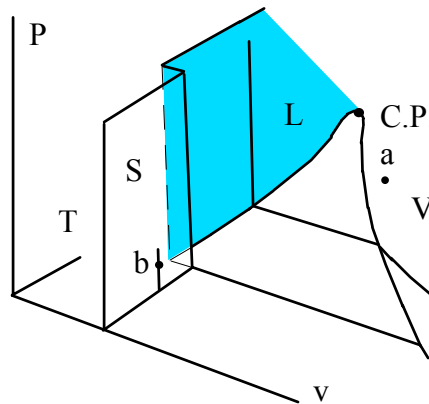
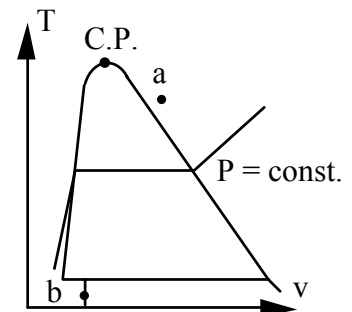
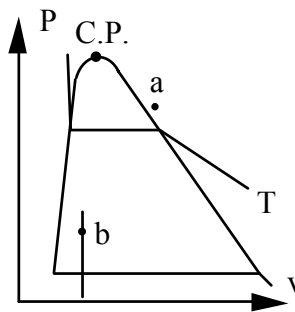
Solution:

- a. H₂O $T = 275^\circ\text{C}$ $P = 5 \text{ MPa}$ Table B.1.1 or B.1.2
 B.1.1 $P_{\text{sat}} = 5.94 \text{ MPa}$ \Rightarrow **superheated vapor**
 B.1.2 $T_{\text{sat}} = 264^\circ\text{C}$ \Rightarrow **superheated vapor**

- b. H₂O $T = -2^\circ\text{C}$ $P = 100 \text{ kPa}$ Table B.1.1 $T < T_{\text{triple point}}$
 Table B.1.5 at -2°C $P_{\text{sat}} = 0.518 \text{ kPa}$
 since $P > P_{\text{sat}}$ \Rightarrow **compressed solid**

States shown are placed relative to the two-phase region, not to each other.

Note state b in P-v, see in 3-D figure, is up on the solid face.



3.32

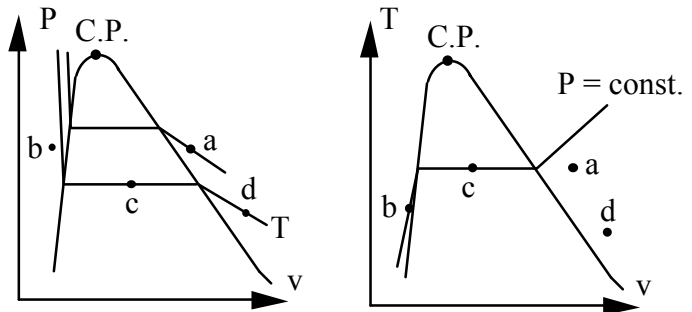
Determine whether refrigerant R-22 in each of the following states is a compressed liquid, a superheated vapor, or a mixture of saturated liquid and vapor.

Solution:

All cases are seen in Table B.4.1

- a. 50°C , $0.05 \text{ m}^3/\text{kg}$ From table B.4.1 at 50°C $v_g = 0.01167 \text{ m}^3/\text{kg}$
since $v > v_g$ we have **superheated vapor**
- b. 1.0 MPa , 20°C From table B.4.1 at 20°C $P_g = 909.9 \text{ kPa}$
since $P > P_g$ we have **compressed liquid**
- c. 0.1 MPa , $0.1 \text{ m}^3/\text{kg}$ From table B.4.1 at 0.1 MPa (use 101 kPa)
 $v_f = 0.0007$ and $v_g = 0.2126 \text{ m}^3/\text{kg}$
as $v_f < v < v_g$ we have a **mixture of liquid & vapor**
- d. -20°C , 200 kPa **superheated vapor**, $P < P_g = 244.8 \text{ kPa}$ at -20°C

States shown are placed relative to the two-phase region, not to each other.



General Tables

3.33

Fill out the following table for substance water:

Solution:

	P [kPa]	T [°C]	v [m ³ /kg]	x
a)	500	20	0.001002	Undefined
b)	500	151.86	0.20	0.532
c)	1400	200	0.14302	Undefined
d)	8581	300	0.01762	0.8

a) Table B.1.1 $P > P_{sat}$ so it is compressed liquid \Rightarrow Table B.1.4

b) Table B.1.2 $v_f < v < v_g$ so two phase L + V

$$x = \frac{v - v_f}{v_{fg}} = (0.2 - 0.001093) / 0.3738 = 0.532$$

$$T = T_{sat} = 151.86^\circ\text{C}$$

c) Only one of the two look-up is needed

Table B.1.1 200°C $P < P_{sat} =$ \Rightarrow superheated vapor

Table B.1.2 1400 kPa $T > T_{sat} = 195^\circ\text{C}$

Table B.1.3 subtable for 1400 kPa gives the state properties

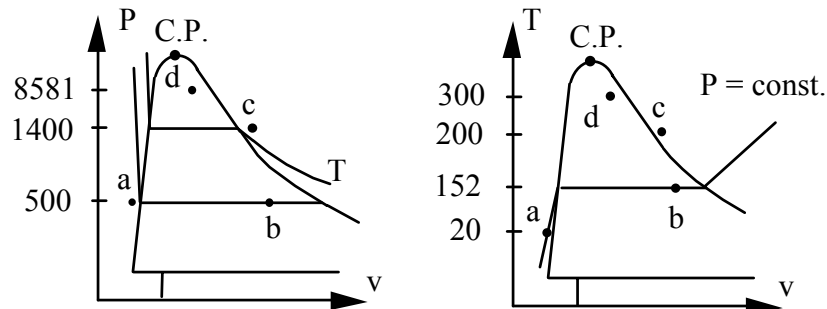
d) Table B.1.1 since quality is given it is two-phase

$$v = v_f + x \times v_{fg} = 0.001404 + 0.8 \times 0.02027 = 0.01762 \text{ m}^3/\text{kg}$$

3.34

Place the four states a-d listed in Problem 3.33 as labeled dots in a sketch of the P-v and T-v diagrams.

Solution:



3.35

Determine the phase and the specific volume for ammonia at these states using the Appendix B table.

- a. -10°C , 150 kPa
- b. 20°C , 100 kPa
- c. 60°C , quality 25%

Solution:

Ammonia, NH_3 , properties from Table B.2

a)

Table B.2.1: $P < P_{\text{sat}}(-10^{\circ}\text{C}) = 291 \text{ kPa}$

Superheated vapor B.2.2 $v = \mathbf{0.8336 \text{ m}^3/\text{kg}}$

b)

Table B.2.1 at given T: $P_{\text{sat}} = 847.5 \text{ kPa}$ so $P < P_{\text{sat}}$

Superheated vapor B.2.2 $v = \mathbf{1.4153 \text{ m}^3/\text{kg}}$

c)

Table B.2.1 enter with T (this is two-phase L + V)

$v = v_f + x v_{fg} = 0.001834 + x \times 0.04697 = \mathbf{0.01358 \text{ m}^3/\text{kg}}$

3.36

Give the phase and the specific volume.

Solution:

a. R-22 $T = -25^{\circ}\text{C}$ $P = 100 \text{ kPa}$

Table B.4.1 at given T: $P_{\text{sat}} = 201 \text{ kPa}$ so $P < P_{\text{sat}} \Rightarrow$

sup. vap. B.4.2 $v \cong (0.22675 + 0.23706)/2 = \mathbf{0.2319 \text{ m}^3/\text{kg}}$

b. R-22 $T = -25^{\circ}\text{C}$ $P = 300 \text{ kPa}$

Table B.4.1 at given T: $P_{\text{sat}} = 201 \text{ kPa}$ so

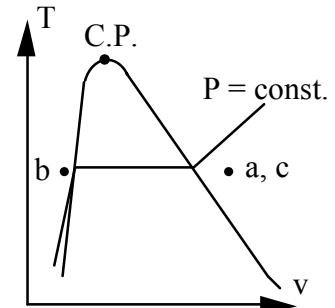
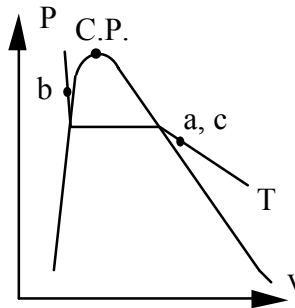
compr. liq. as $P > P_{\text{sat}}$ $v \cong v_f = \mathbf{0.000733 \text{ m}^3/\text{kg}}$

c. R-12 $T = 5^{\circ}\text{C}$ $P = 200 \text{ kPa}$

Table B.3.1 at given T: $P_{\text{sat}} = 362.6 \text{ kPa}$ so $P < P_{\text{sat}}$

sup. vap. B.3.2 $v \cong (0.08861 + 0.09255)/2 = \mathbf{0.09058 \text{ m}^3/\text{kg}}$

States shown are placed relative to the two-phase region, not to each other.



3.37

Fill out the following table for substance ammonia:

Solution:

	P [kPa]	T [°C]	v [m ³ /kg]	x
a)	1200	50	0.1185	Undefined
b)	2033	50	0.0326	0.5

a) B.2.1 $v > v_g \Rightarrow$ superheated vapor Look in B.2.2

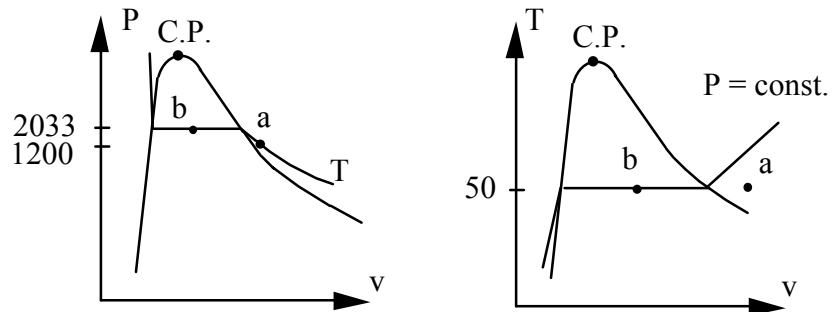
b) B.2.1 $P = P_{\text{sat}} = 2033 \text{ kPa}$

$$v = v_f + x v_{fg} = 0.001777 + 0.5 \times 0.06159 = 0.0326 \text{ m}^3/\text{kg}$$

3.38

Place the two states a-b listed in Problem 3.37 as labeled dots in a sketch of the P-v and T-v diagrams.

Solution:



3.39

Calculate the following specific volumes

- a. R-134a: 50°C, 80% quality
- b. Water 4 MPa, 90% quality
- c. Nitrogen 120 K, 60% quality

Solution:

All states are two-phase with quality given. The overall specific volume is given by Eq.3.1 or 3.2

$$v = v_f + x v_{fg} = (1-x)v_f + x v_g$$

- a. R-134a: 50°C, 80% quality in Table B.5.1

$$v = 0.000908 + x \times 0.01422 = 0.01228 \text{ m}^3/\text{kg}$$

- b. Water 4 MPa, 90% quality in Table B.1.2

$$v = 0.001252(1-x) + x \times 0.04978 = 0.04493 \text{ m}^3/\text{kg}$$

- c. Nitrogen 120 K, 60% quality in Table B.6.1

$$v = 0.001915 + x \times 0.00608 = 0.005563 \text{ m}^3/\text{kg}$$

3.40

Give the phase and the missing property of P, T, v and x.

- R-134a $T = -20^\circ\text{C}$, $P = 150 \text{ kPa}$
- R-134a $P = 300 \text{ kPa}$, $v = 0.072 \text{ m}^3/\text{kg}$
- CH_4 $T = 155 \text{ K}$, $v = 0.04 \text{ m}^3/\text{kg}$
- CH_4 $T = 350 \text{ K}$, $v = 0.25 \text{ m}^3/\text{kg}$

Solution:

a) B.5.1 $P > P_{\text{sat}} = 133.7 \text{ kPa} \Rightarrow$ compressed liquid

$$v \sim v_f = 0.000738 \text{ m}^3/\text{kg}$$

$x =$ undefined

b) B.5.2 $v > v_g$ at $300 \text{ kPa} \Rightarrow$ superheated vapor

$$T = 10 + (20-10) \left(\frac{0.072 - 0.07111}{0.07441 - 0.07111} \right) = 12.7^\circ\text{C}$$

$x =$ undefined

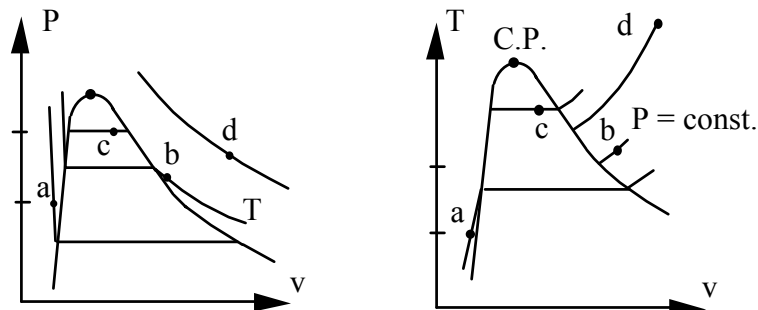
c) B.7.1 $v > v_g = 0.04892 \text{ m}^3/\text{kg}$ 2-phase

$$x = \frac{v - v_f}{v_{fg}} = \frac{0.04 - 0.002877}{0.04605} = 0.806$$

$$P = P_{\text{sat}} = 1295.6 \text{ kPa}$$

d) B.7.1 $T > T_c$ and $v \gg v_c \Rightarrow$ superheated vapor B.7.2
located between 600 & 800 kPa

$$P = 600 + 200 \frac{0.25 - 0.30067}{0.2251 - 0.30067} = 734 \text{ kPa}$$



3.41

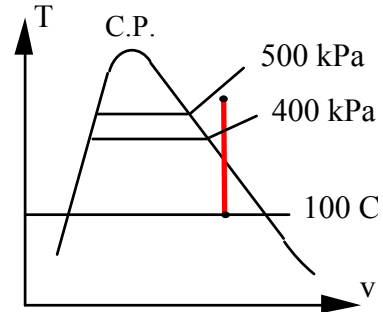
A sealed rigid vessel has volume of 1 m^3 and contains 2 kg of water at 100°C . The vessel is now heated. If a safety pressure valve is installed, at what pressure should the valve be set to have a maximum temperature of 200°C ?

Solution:

Process: $v = V/m = \text{constant}$

State 1: $v_1 = 1/2 = 0.5 \text{ m}^3/\text{kg}$
 from Table B.1.1
 it is 2-phase

State 2: 200°C , $0.5 \text{ m}^3/\text{kg}$
 Table B.1.3 between 400
 and 500 kPa so interpolate



$$P \cong 400 + \frac{0.5-0.53422}{0.42492-0.53422} \times (500-400) = \mathbf{431.3 \text{ kPa}}$$

3.42

Saturated liquid water at 60°C is put under pressure to decrease the volume by 1% keeping the temperature constant. To what pressure should it be compressed?

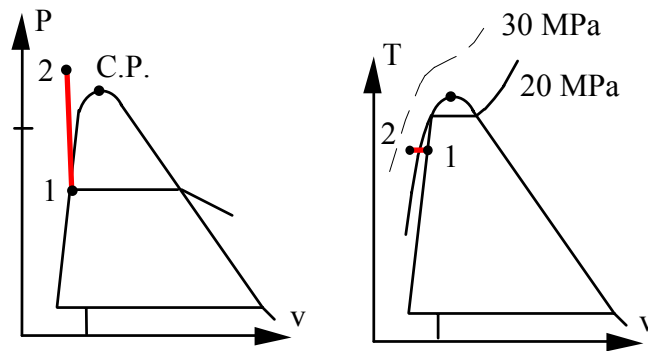
Solution:

State 1: $T = 60^\circ\text{C}$, $x = 0.0$; Table B.1.1: $v = 0.001017 \text{ m}^3/\text{kg}$

Process: $T = \text{constant} = 60^\circ\text{C}$

State 2: $T, v = 0.99 \times v_f(60^\circ\text{C}) = 0.99 \times 0.001017 = 0.0010068 \text{ m}^3/\text{kg}$

Between 20 & 30 MPa in Table B.1.4, $P \cong \mathbf{23.8 \text{ MPa}}$



3.43

Saturated water vapor at 200 kPa is in a constant pressure piston cylinder. At this state the piston is 0.1 m from the cylinder bottom. How much is this distance if the temperature is changed to a) 200 °C and b) 100 °C.

Solution:

$$\text{State 1: (200 kPa, } x = 1) \text{ in B.1.2: } v_1 = v_g(200 \text{ kPa}) = \mathbf{0.8857 \text{ m}^3/\text{kg}}$$

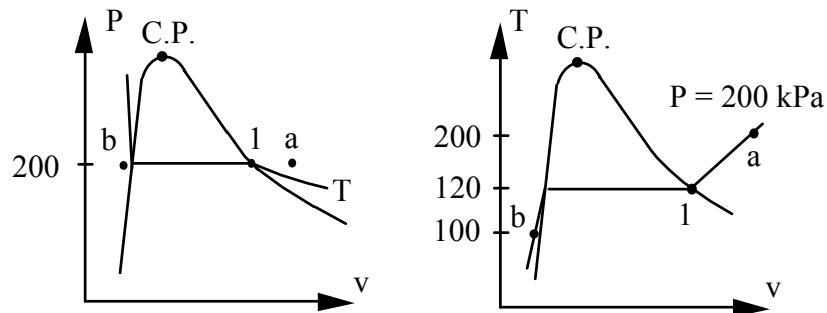
$$\text{State a: (200 kPa, 200 °C) B.1.3: } v_a = 1.083 \text{ m}^3/\text{kg}$$

$$\text{State b: (200 kPa, 100 °C) B.1.1: } v_b = 0.001044 \text{ m}^3/\text{kg}$$

As the piston height is proportional to the volume we get

$$h_a = h_1 (v_a / v_1) = 0.1 \times (1.0803 / 0.8857) = \mathbf{0.12 \text{ m}}$$

$$h_b = h_1 (v_b / v_1) = 0.1 \times (0.001044 / 0.8857) = \mathbf{0.00011 \text{ m}}$$



3.44

You want a pot of water to boil at 105°C . How heavy a lid should you put on the 15 cm diameter pot when $P_{\text{atm}} = 101 \text{ kPa}$?

Solution:

$$\text{Table B.1.1 at } 105^{\circ}\text{C} : \quad P_{\text{sat}} = 120.8 \text{ kPa}$$


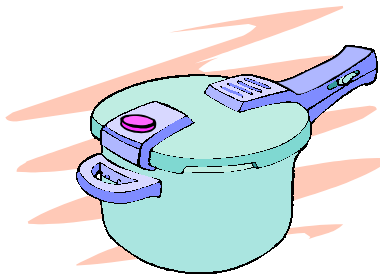
$$A = \frac{\pi}{4} D^2 = \frac{\pi}{4} 0.15^2 = 0.01767 \text{ m}^2$$

$$\begin{aligned} F_{\text{net}} &= (P_{\text{sat}} - P_{\text{atm}}) A = (120.8 - 101) \text{ kPa} \times 0.01767 \text{ m}^2 \\ &= 0.3498 \text{ kN} = 350 \text{ N} \end{aligned}$$

$$F_{\text{net}} = m_{\text{lid}} g$$

$$m_{\text{lid}} = F_{\text{net}}/g = \frac{350}{9.807} = \mathbf{35.7 \text{ kg}}$$

Some lids are clamped on, the problem deals with one that stays on due to its weight.



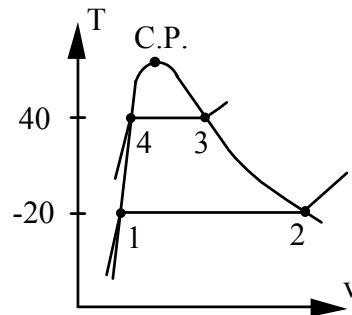
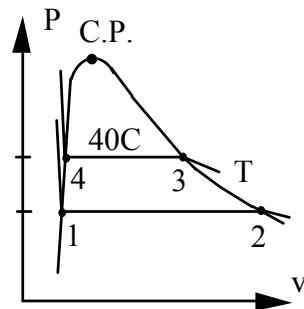
3.45

In your refrigerator the working substance evaporates from liquid to vapor at -20°C inside a pipe around the cold section. Outside (on the back or below) is a black grille inside which the working substance condenses from vapor to liquid at $+40^{\circ}\text{C}$. For each location find the pressure and the change in specific volume (v) if
 a) the substance is R-12
 b) the substance is ammonia

Solution:

The properties come from the saturated tables where each phase change takes place at constant pressure and constant temperature.

Substance	TABLE	T	P_{sat} , kPa	$\Delta v = v_{\text{fg}}$
R-12	B.3.1	40°C	961	0.017
R-12	B.3.1	-20°C	151	0.108
Ammonia	B.2.1	40°C	1555	0.0814
Ammonia	B.2.1	-20°C	190	0.622



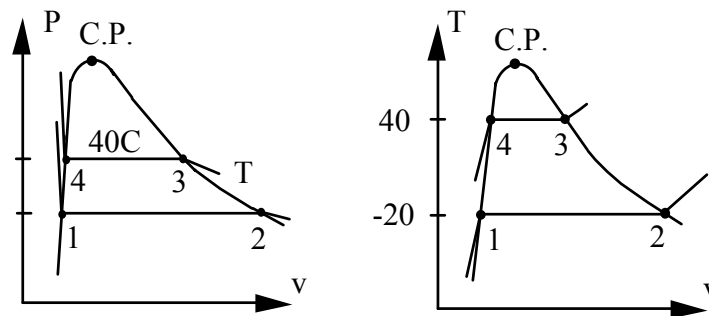
3.46

In your refrigerator the working substance evaporates from liquid to vapor at -20°C inside a pipe around the cold section. Outside (on the back or below) is a black grille inside which the working substance condenses from vapor to liquid at $+40^{\circ}\text{C}$. For each location find the pressure and the change in specific volume (v) if:
 a) the substance is R-134a b) the substance is R-22

Solution:

The properties come from the saturated tables where each phase change takes place at constant pressure and constant temperature.

Substance	TABLE	T	P_{sat} , kPa	$\Delta v = v_{fg}$
R-134a	B.5.1	40°C	1017	0.019
R-134a	B.5.1	-20°C	134	0.146
R-22	B.4.1	40°C	1534	0.0143
R-22	B.4.1	-20°C	245	0.092



3.47

A water storage tank contains liquid and vapor in equilibrium at 110°C . The distance from the bottom of the tank to the liquid level is 8 m. What is the absolute pressure at the bottom of the tank?

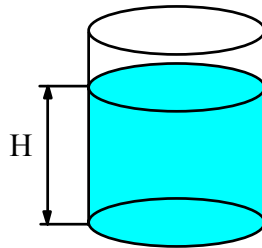
Solution:

Saturated conditions from Table B.1.1: $P_{\text{sat}} = 143.3 \text{ kPa}$

$$v_f = 0.001052 \text{ m}^3/\text{kg};$$

$$\Delta P = \frac{gh}{v_f} = \frac{9.807 \times 8}{0.001052} = 74\,578 \text{ Pa} = 74.578 \text{ kPa}$$

$$P_{\text{bottom}} = P_{\text{top}} + \Delta P = 143.3 + 74.578 = \mathbf{217.88 \text{ kPa}}$$



3.48

Saturated water vapor at 200 kPa is in a constant pressure piston cylinder. At this state the piston is 0.1 m from the cylinder bottom. How much is this distance and the temperature if the water is cooled to occupy half the original volume?

Solution:

State 1: B 1.2 $v_1 = v_g(200 \text{ kPa}) = 0.8857 \text{ m}^3/\text{kg}$, $T_1 = 120.2^\circ\text{C}$

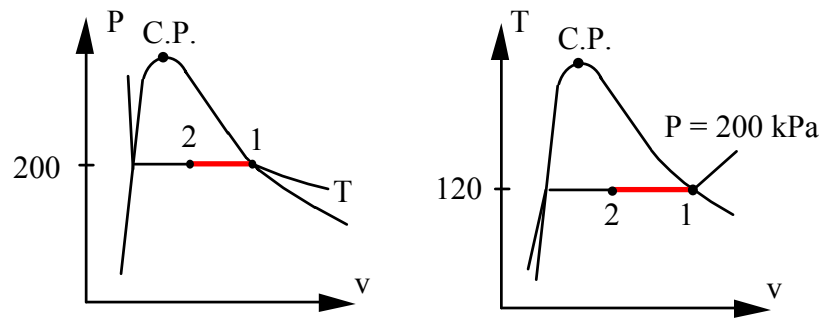
Process: $P = \text{constant} = 200 \text{ kPa}$

State 2: $P, v_2 = v_1/2 = 0.44285 \text{ m}^3/\text{kg}$

Table B.1.2 $v_2 < v_g$ so two phase $T_2 = T_{\text{sat}} = 120.2^\circ\text{C}$

Height is proportional to volume

$$h_2 = h_1 \times v_2/v_1 = 0.1 \times 0.5 = \mathbf{0.05\text{m}}$$

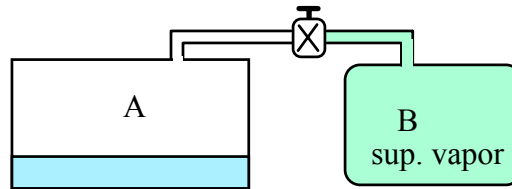


3.49

Two tanks are connected as shown in Fig. P3.49, both containing water. Tank A is at 200 kPa, $v = 0.5 \text{ m}^3/\text{kg}$, $V_A = 1 \text{ m}^3$ and tank B contains 3.5 kg at 0.5 MPa, 400°C . The valve is now opened and the two come to a uniform state. Find the final specific volume.

Solution:

Control volume: both tanks. Constant total volume and mass process.



$$\text{State A1: (P, } v) \quad m_A = V_A/v_A = 1/0.5 = 2 \text{ kg}$$

$$\text{State B1: (P, T) Table B.1.3} \quad v_B = 0.6173 \text{ m}^3/\text{kg}$$

$$\Rightarrow V_B = m_B v_B = 3.5 \times 0.6173 = 2.1606 \text{ m}^3$$

$$\text{Final state:} \quad m_{\text{tot}} = m_A + m_B = 5.5 \text{ kg}$$

$$V_{\text{tot}} = V_A + V_B = 3.1606 \text{ m}^3$$

$$v_2 = V_{\text{tot}}/m_{\text{tot}} = \mathbf{0.5746 \text{ m}^3/\text{kg}}$$

3.50

Determine the mass of methane gas stored in a 2 m³ tank at -30°C, 3 MPa. Estimate the percent error in the mass determination if the ideal gas model is used.

Solution:

Methane Table B.7.1 at -30°C = 243.15 K > T_c = 190.6 K, so superheated vapor in Table B.7.2. Linear interpolation between 225 and 250 K.

$$\Rightarrow v \cong 0.03333 + \frac{243.15-225}{250-225} \times (0.03896 - 0.03333) = 0.03742 \text{ m}^3/\text{kg}$$

$$m = V/v = 2/0.03742 = \mathbf{53.45 \text{ kg}}$$

Ideal gas assumption

$$v = RT/P = 0.51835 \times 243.15/3000 = 0.042 \text{ m}^3/\text{kg}$$

$$m = V/v = 2/0.042 = 47.62 \text{ kg}$$

$$\text{Error: } 5.83 \text{ kg } \mathbf{10.9\% \text{ too small}}$$

3.51

Saturated water vapor at 60°C has its pressure decreased to increase the volume by 10% keeping the temperature constant. To what pressure should it be expanded?

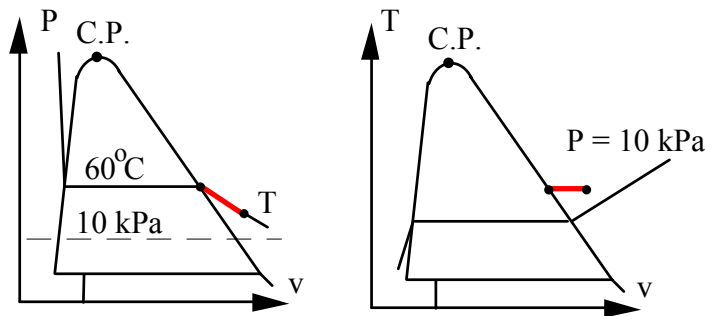
Solution:

Initial state: $v = 7.6707 \text{ m}^3/\text{kg}$ from table B.1.1

Final state: $v = 1.10 \times v_g = 1.1 \times 7.6707 = 8.4378 \text{ m}^3/\text{kg}$

Interpolate at 60°C between saturated ($P = 19.94 \text{ kPa}$) and superheated vapor $P = 10 \text{ kPa}$ in Tables B.1.1 and B.1.3

$$P \cong 19.941 + (10 - 19.941) \frac{8.4378 - 7.6707}{15.3345 - 7.6707} = \mathbf{18.9 \text{ kPa}}$$



Comment: $T, v \Rightarrow P = 18 \text{ kPa}$ (software) v is not linear in P , more like $1/P$, so the linear interpolation in P is not very accurate.

3.52

Saturated water vapor at 200 kPa is in a constant pressure piston cylinder. At this state the piston is 0.1 m from the cylinder bottom. How much is this distance and the temperature if the water is heated to occupy twice the original volume?

Solution:

From B.1.2, $v_1 = 0.8857 \text{ m}^3/\text{kg}$

2: From B.1.3., $P_2 = P_1$, $v_2 = 2v_1 = 2 \times 0.8857 = 1.7714 \text{ m}^3/\text{kg}$

Since the cross sectional area is constant the height is proportional to volume

$$h_2 = h_1 v_2/v_1 = 2h_1 = \mathbf{0.2 \text{ m}}$$

Interpolate for the temperature

$$T_2 = 400 + 100 \frac{1.7714 - 1.5493}{1.78139 - 1.5493} \approx \mathbf{496^\circ\text{C}}$$

3.53

A boiler feed pump delivers $0.05 \text{ m}^3/\text{s}$ of water at 240°C , 20 MPa . What is the mass flowrate (kg/s)? What would be the percent error if the properties of saturated liquid at 240°C were used in the calculation? What if the properties of saturated liquid at 20 MPa were used?

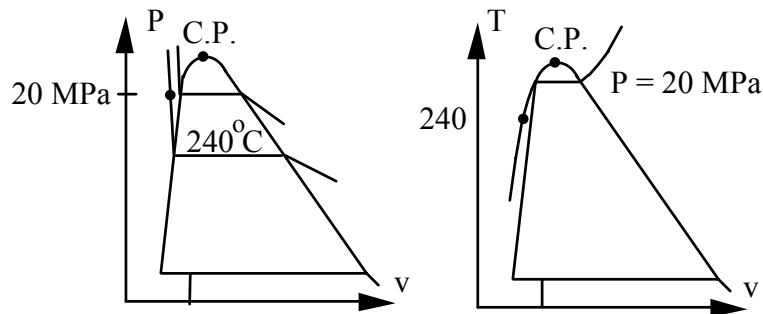
Solution:

State 1: (T, P) compressed liquid seen in B.1.4: $v = 0.001205 \text{ m}^3/\text{kg}$

$$\dot{m} = \dot{V}/v = 0.05/0.001205 = \mathbf{41.5 \text{ kg/s}}$$

$$v_{f(240^\circ\text{C})} = 0.001229 \text{ m}^3/\text{kg} \Rightarrow \dot{m} = 40.68 \text{ kg/s} \quad \mathbf{\text{error } 2\%}$$

$$v_{f(20 \text{ MPa})} = 0.002036 \text{ m}^3/\text{kg} \Rightarrow \dot{m} = 24.56 \text{ kg/s} \quad \mathbf{\text{error } 41\%}$$



The constant T line is nearly vertical for the liquid phase in the P-v diagram.
The state is at so high P, T that the saturated liquid line is not extremely steep.

3.54

Saturated vapor R-134a at 50°C changes volume at constant temperature. Find the new pressure, and quality if saturated, if the volume doubles. Repeat the question for the case the volume is reduced to half the original volume.

Solution:

1: (T, x) B.4.1: $v_1 = v_g = 0.01512 \text{ m}^3/\text{kg}$, $P_1 = P_{\text{sat}} = \mathbf{1318 \text{ Kpa}}$

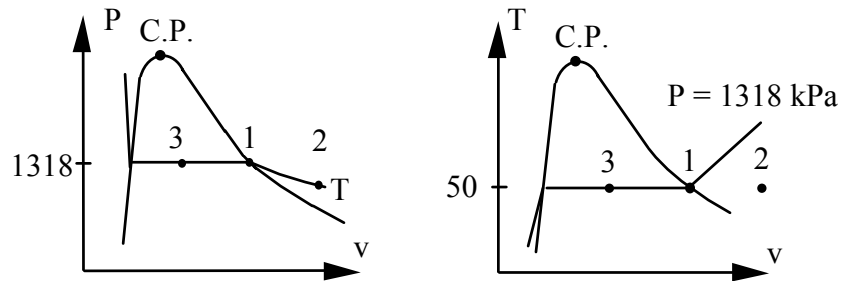
2: $v_2 = 2v_1 = 0.03024 \text{ m}^3/\text{kg}$ **superheated vapor**
 Interpolate between 600 kPa and 800 kPa

$$P_2 = 600 + 200 \times \frac{0.03024 - 0.03974}{0.02861 - 0.03974} = \mathbf{771 \text{ kPa}}$$

3: $v_3 = v_1/2 = 0.00756 \text{ m}^3/\text{kg} < v_g$: two phase

$$x_3 = \frac{v_3 - v_f}{v_{fg}} = \frac{0.00756 - 0.000908}{0.01422} = 0.4678$$

 $P_3 = P_{\text{sat}} = \mathbf{1318 \text{ kPa}}$



3.55

A storage tank holds methane at 120 K, with a quality of 25 %, and it warms up by 5°C per hour due to a failure in the refrigeration system. How long time will it take before the methane becomes single phase and what is the pressure then?

Solution: Use Table B.7.1

Assume rigid tank $v = \text{constant} = v_1$

$$v_1 = 0.002439 + 0.25 \times 0.30367 = 0.078366 \text{ m}^3/\text{kg}$$

We then also see that $v_1 > v_c = 0.00615 \text{ m}^3/\text{kg}$

All single phase when $v = v_g \Rightarrow T \cong 145 \text{ K}$

$$\Delta t = \Delta T / (5^\circ\text{C}/\text{h}) \cong (145 - 120) / 5 = \mathbf{5 \text{ hours}} \quad P = P_{\text{sat}} = \mathbf{824 \text{ kPa}}$$

3.56

A glass jar is filled with saturated water at 500 kPa, quality 25%, and a tight lid is put on. Now it is cooled to -10°C . What is the mass fraction of solid at this temperature?

Solution:

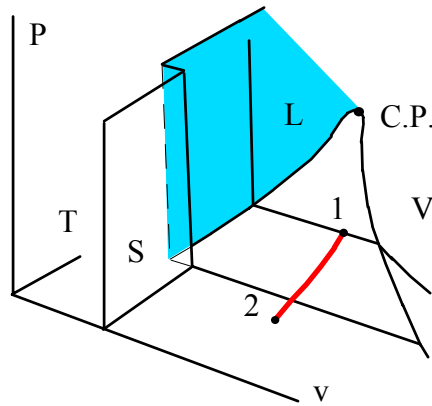
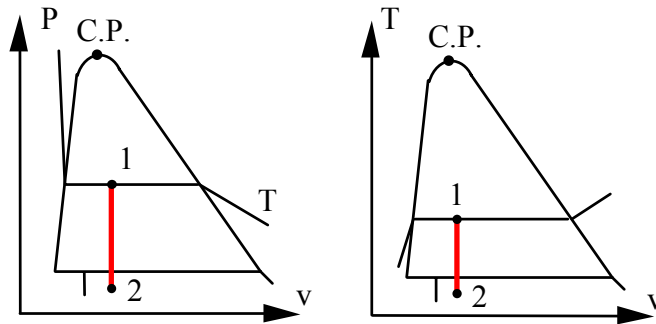
Constant volume and mass $\Rightarrow v_1 = v_2 = V/m$

From Table B.1.2: $v_1 = 0.001093 + 0.25 \times 0.3738 = 0.094543$

From Table B.1.5: $v_2 = 0.0010891 + x_2 \times 446.756 = v_1 = 0.094543$

$\Rightarrow x_2 = 0.0002$ mass fraction vapor

$x_{\text{solid}} = 1 - x_2 = 0.9998$ or **99.98 %**



3.57

Saturated (liquid + vapor) ammonia at 60°C is contained in a rigid steel tank. It is used in an experiment, where it should pass through the critical point when the system is heated. What should the initial mass fraction of liquid be?

Solution:

Process: Constant mass and volume, $v = C$

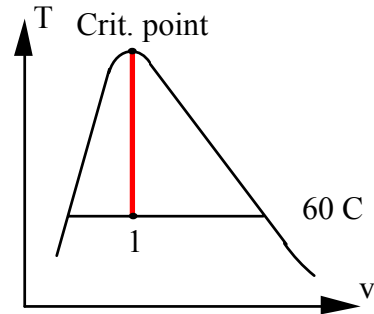
From table B.2.1:

$$v_2 = v_c = 0.004255 \text{ m}^3/\text{kg}$$

$$v_1 = 0.001834 + x_1 \times 0.04697 = 0.004255$$

$$\Rightarrow x_1 = 0.01515$$

$$\text{liquid mass fraction} = 1 - x_1 = \mathbf{0.948}$$

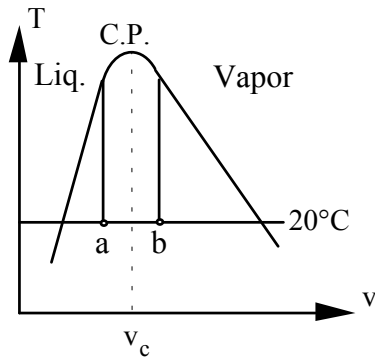


3.58

A steel tank contains 6 kg of propane (liquid + vapor) at 20°C with a volume of 0.015 m³. The tank is now slowly heated. Will the liquid level inside eventually rise to the top or drop to the bottom of the tank? What if the initial mass is 1 kg instead of 6 kg?

Solution:

Constant volume and mass $v_2 = v_1 = \frac{V}{m} = \frac{0.015 \text{ m}^3}{6 \text{ kg}} = 0.0025 \text{ m}^3/\text{kg}$



A.2: $v_c = 0.00454 \text{ m}^3/\text{kg} > v_1$
eventually reaches sat. liquid.
 \Rightarrow **level rises to top**

If $m = 1 \text{ kg} \Rightarrow v_1 = 0.015 \text{ m}^3/\text{kg} > v_c$
then it will reach saturated vapor.
 \Rightarrow **level falls**

3.59

A 400-m³ storage tank is being constructed to hold LNG, liquified natural gas, which may be assumed to be essentially pure methane. If the tank is to contain 90% liquid and 10% vapor, by volume, at 100 kPa, what mass of LNG (kg) will the tank hold? What is the quality in the tank?

Solution:

CH₄ is in the section B tables.

From Table B.7.1: $v_f \cong 0.002366 \text{ m}^3/\text{kg}$, (interpolated)

From Table B.7.2: $v_g \cong 0.55665 \text{ m}^3/\text{kg}$ (first entry 100 kPa)

$$m_{\text{liq}} = \frac{V_{\text{liq}}}{v_f} = \frac{0.9 \times 400}{0.002366} = 152\,155.5 \text{ kg}; \quad m_{\text{vap}} = \frac{V_{\text{vap}}}{v_g} = \frac{0.1 \times 400}{0.55665} = 71.86 \text{ kg}$$

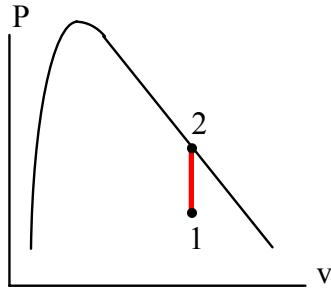
$$m_{\text{tot}} = 152\,227 \text{ kg}, \quad x = m_{\text{vap}} / m_{\text{tot}} = 4.72 \times 10^{-4}$$

3.60

A sealed rigid vessel of 2 m^3 contains a saturated mixture of liquid and vapor R-134a at 10°C . If it is heated to 50°C , the liquid phase disappears. Find the pressure at 50°C and the initial mass of the liquid.

Solution:

Process: constant volume and constant mass.



State 2 is saturated vapor, from table B.5.1

$$P_2 = P_{\text{sat}}(50^\circ\text{C}) = \mathbf{1.318 \text{ MPa}}$$

State 1: same specific volume as state 2

$$v_1 = v_2 = 0.015124 \text{ m}^3/\text{kg}$$

$$v_1 = 0.000794 + x_1 \times 0.048658$$

$$\Rightarrow x_1 = 0.2945$$

$$m = V/v_1 = 2/0.015124 = 132.24 \text{ kg}; \quad m_{\text{liq}} = (1 - x_1)m = \mathbf{93.295 \text{ kg}}$$

3.61

A pressure cooker (closed tank) contains water at 100°C with the liquid volume being $1/10$ of the vapor volume. It is heated until the pressure reaches 2.0 MPa . Find the final temperature. Has the final state more or less vapor than the initial state?

Solution:

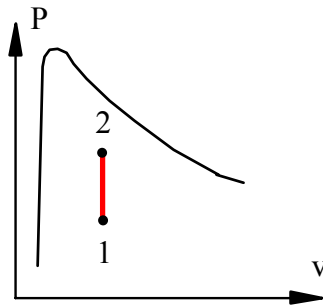
$$\text{State 1: } V_f = m_f v_f = V_g/10 = m_g v_g/10 ;$$

$$\text{Table B.1.1: } v_f = 0.001044 \text{ m}^3/\text{kg}, v_g = 1.6729 \text{ m}^3/\text{kg}$$

$$x_1 = \frac{m_g}{m_g + m_f} = \frac{10 m_f v_f / v_g}{m_f + 10 m_f v_f / v_g} = \frac{10 v_f}{10 v_f + v_g} = \frac{0.01044}{0.01044 + 1.6729} = 0.0062$$

$$v_1 = 0.001044 + 0.0062 \times 1.67185 = 0.01141 \text{ m}^3/\text{kg}$$

$$\text{State 2: } v_2 = v_1 = 0.01141 \text{ m}^3/\text{kg} < v_g(2\text{MPa}) \text{ from B.1.2 so two-phase}$$



$$\text{At state 2: } v_2 = v_f + x_2 v_{fg}$$

$$0.01141 = 0.001177 + x_2 \times 0.09845$$

$$\Rightarrow x_2 = 0.104$$

More vapor at final state

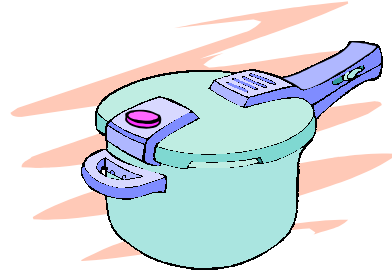
$$T_2 = T_{\text{sat}}(2\text{MPa}) = 212.4^\circ\text{C}$$

3.62

A pressure cooker has the lid screwed on tight. A small opening with $A = 5 \text{ mm}^2$ is covered with a petcock that can be lifted to let steam escape. How much mass should the petcock have to allow boiling at 120°C with an outside atmosphere at 101.3 kPa ?

Table B.1.1.: $P_{\text{sat}} = 198.5 \text{ kPa}$

$$\begin{aligned} F &= mg = \Delta P \times A \\ m &= \Delta P \times A / g \\ &= \frac{(198.5 - 101.3) \times 1000 \times 5 \times 10^{-6}}{9.807} \\ &= 0.0496 \text{ kg} = \mathbf{50 \text{ g}} \end{aligned}$$



3.63

Ammonia at 10 °C and mass 0.1 kg is in a piston cylinder with an initial volume of 1 m³. The piston initially resting on the stops has a mass such that a pressure of 900 kPa will float it. Now the ammonia is slowly heated to 50°C. Find the final pressure and volume.

Solution:

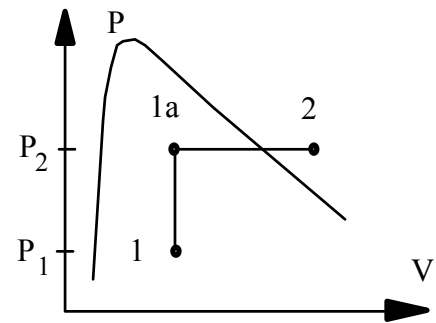
C.V. Ammonia, constant mass.

Process: $V = \text{constant}$ unless $P = P_{\text{float}}$

$$\text{State 1: } T = 10 \text{ }^\circ\text{C}, \quad v_1 = \frac{V}{m} = \frac{1}{10} = 0.1 \text{ m}^3/\text{kg}$$

From Table B.2.1 $v_f < v < v_g$

$$x_1 = \frac{v - v_f}{v_{fg}} = \frac{0.1 - 0.0016}{0.20381} = 0.4828$$



State 1a: $P = 900 \text{ kPa}$, $v = v_1 = 0.1 \text{ m}^3/\text{kg} < v_g$ at 900 kPa

This state is two-phase $T_{1a} = 21.52^\circ\text{C}$

Since $T_2 > T_{1a}$ then $v_2 > v_{1a}$

State 2: 50°C and on line(s) means

$P_2 = 900 \text{ kPa}$ which is superheated vapor.

Table B.2.2 : $v_2 = 0.16263 \text{ m}^3/\text{kg}$

$$V_2 = mv_2 = 1.6263 \text{ m}^3$$

Ideal Gas Law

3.64

A cylinder fitted with a frictionless piston contains butane at 25°C, 500 kPa. Can the butane reasonably be assumed to behave as an ideal gas at this state ?

Solution

Butane 25°C, 500 kPa, Table A.2: $T_c = 425 \text{ K}$; $P_c = 3.8 \text{ MPa}$

$$T_r = \frac{25 + 273}{425} = 0.701; \quad P_r = \frac{0.5}{3.8} = 0.13$$

Look at generalized chart in Figure D.1

$$\text{Actual } P_r > P_{r, \text{sat}} = 0.1 \quad \Rightarrow \quad \text{liquid!! not a gas}$$

The pressure should be less than 380 kPa to have a gas at that T.

3.65

A spherical helium balloon of 10 m in diameter is at ambient T and P, 15°C and 100 kPa. How much helium does it contain? It can lift a total mass that equals the mass of displaced atmospheric air. How much mass of the balloon fabric and cage can then be lifted?

$$V = \frac{\pi}{6} D^3 = \frac{\pi}{6} 10^3 = 523.6 \text{ m}^3$$

$$m_{\text{He}} = \rho V = \frac{V}{v} = \frac{PV}{RT} \\ = \frac{100 \times 523.6}{2.0771 \times 288} = 87.5 \text{ kg}$$

$$m_{\text{air}} = \frac{PV}{RT} = \frac{100 \times 523.6}{0.287 \times 288} = 633 \text{ kg}$$

$$m_{\text{lift}} = m_{\text{air}} - m_{\text{He}} = 633 - 87.5 = \mathbf{545.5 \text{ kg}}$$

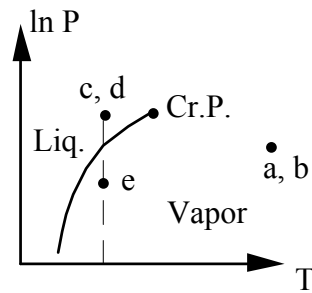


3.66

Is it reasonable to assume that at the given states the substance behaves as an ideal gas?

Solution:

- a) Oxygen, O_2 at 30°C , 3 MPa **Ideal Gas** ($T \gg T_c = 155 \text{ K}$ from A.2)
- b) Methane, CH_4 at 30°C , 3 MPa **Ideal Gas** ($T \gg T_c = 190 \text{ K}$ from A.2)
- c) Water, H_2O at 30°C , 3 MPa **NO** compressed liquid $P > P_{\text{sat}}$ (B.1.1)
- d) R-134a at 30°C , 3 MPa **NO** compressed liquid $P > P_{\text{sat}}$ (B.5.1)
- e) R-134a at 30°C , 100 kPa **Ideal Gas** P is low $< P_{\text{sat}}$ (B.5.1)



3.67

A 1-m³ tank is filled with a gas at room temperature 20°C and pressure 100 kPa. How much mass is there if the gas is a) air, b) neon or c) propane ?

Solution:

Use Table A.2 to compare T and P to the critical T and P with

$$T = 20^\circ\text{C} = 293.15 \text{ K}; \quad P = 100 \text{ kPa} \ll P_c \quad \text{for all}$$

Air: $T \gg T_{c,\text{N}_2}$; $T_{c,\text{O}_2} = 154.6 \text{ K}$ so ideal gas; $R = 0.287 \text{ kJ/kg K}$

Neon: $T \gg T_c = 44.4 \text{ K}$ so ideal gas; $R = 0.41195 \text{ kJ/kg K}$

Propane: $T < T_c = 370 \text{ K}$, but $P \ll P_c = 4.25 \text{ MPa}$

so gas $R = 0.18855 \text{ kJ/kg K}$

All states are ideal gas states so the ideal gas law applies

$$PV = mRT$$

$$\text{a) } m = \frac{PV}{RT} = \frac{100 \times 1}{0.287 \times 293.15} = \mathbf{1.189 \text{ kg}}$$

$$\text{b) } m = \frac{100 \times 1}{0.41195 \times 293.15} = \mathbf{0.828 \text{ kg}}$$

$$\text{c) } m = \frac{100 \times 1}{0.18855 \times 293.15} = \mathbf{1.809 \text{ kg}}$$

3.68

A rigid tank of 1 m³ contains nitrogen gas at 600 kPa, 400 K. By mistake someone lets 0.5 kg flow out. If the final temperature is 375 K what is then the final pressure?

Solution:

$$m = \frac{PV}{RT} = \frac{600 \times 1}{0.2968 \times 400} = 5.054 \text{ kg}$$

$$m_2 = m - 0.5 = 4.554 \text{ kg}$$

$$P_2 = \frac{m_2 RT_2}{V} = \frac{4.554 \times 0.2968 \times 375}{1} = \mathbf{506.9 \text{ kPa}}$$

3.69

A cylindrical gas tank 1 m long, inside diameter of 20 cm, is evacuated and then filled with carbon dioxide gas at 25°C. To what pressure should it be charged if there should be 1.2 kg of carbon dioxide?

Solution:

Assume CO₂ is an ideal gas, table A.5: $R = 0.1889 \text{ kJ/kg K}$

$$V_{\text{cyl}} = A \times L = \frac{\pi}{4}(0.2)^2 \times 1 = 0.031416 \text{ m}^3$$

$$P V = mRT \quad \Rightarrow \quad P = \frac{mRT}{V}$$

$$\Rightarrow P = \frac{1.2 \text{ kg} \times 0.1889 \text{ kJ/kg K} \times (273.15 + 25) \text{ K}}{0.031416 \text{ m}^3} = \mathbf{2152 \text{ kPa}}$$

3.70

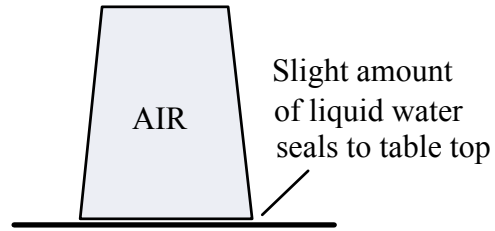
A glass is cleaned in 45°C hot water and placed on the table bottom up. The room air at 20°C that was trapped in the glass gets heated up to 40°C and some of it leaks out so the net resulting pressure inside is 2 kPa above ambient pressure of 101 kPa. Now the glass and the air inside cools down to room temperature. What is the pressure inside the glass?

Solution:

1 air: 40°C, 103 kPa

2 air: 20°C, ?

Constant Volume: $V_1 = V_2$,



Constant Mass $m_1 = m_2$

Ideal Gas $P_1V_1 = m_1RT_1$ and $P_2V_2 = m_1RT_2$

Take Ratio

$$P_2 = P_1 \frac{T_1}{T_2} = 103 \times \frac{20 + 273}{40 + 273} = \mathbf{96.4 \text{ kPa}}$$

3.71

A hollow metal sphere of 150-mm inside diameter is weighed on a precision beam balance when evacuated and again after being filled to 875 kPa with an unknown gas. The difference in mass is 0.0025 kg, and the temperature is 25°C. What is the gas, assuming it is a pure substance listed in Table A.5 ?

Solution:

Assume an ideal gas with total volume: $V = \frac{\pi}{6}(0.15)^3 = 0.001767 \text{ m}^3$

$$M = \frac{m\bar{R}T}{PV} = \frac{0.0025 \times 8.3145 \times 298.2}{875 \times 0.001767} = \mathbf{4.009} \approx M_{\text{He}}$$

=> **Helium Gas**

3.72

A vacuum pump is used to evacuate a chamber where some specimens are dried at 50°C. The pump rate of volume displacement is 0.5 m³/s with an inlet pressure of 0.1 kPa and temperature 50°C. How much water vapor has been removed over a 30-min period?

Solution:

Use ideal gas since $P \ll$ lowest P in steam tables.

From table A.5 we get $R = 0.46152$ kJ/kg K

$m = \dot{m} \Delta t$ with mass flow rate as: $\dot{m} = \dot{V}/v = P\dot{V}/RT$ (ideal gas)

$$\Rightarrow m = P\dot{V}\Delta t/RT = \frac{0.1 \times 0.5 \times 30 \times 60}{(0.46152 \times 323.15)} = \mathbf{0.603 \text{ kg}}$$

3.73

A 1 m³ rigid tank has propane at 100 kPa, 300 K and connected by a valve to another tank of 0.5 m³ with propane at 250 kPa, 400 K. The valve is opened and the two tanks come to a uniform state at 325 K. What is the final pressure?

Solution:

Propane is an ideal gas ($P \ll P_c$) with $R = 0.1886$ kJ/kgK from Tbl. A.5

$$m_A = \frac{P_A V_A}{RT_A} = \frac{100 \times 1}{0.1886 \times 300} = 1.7674 \text{ kg}$$

$$m_B = \frac{P_B V_B}{RT_B} = \frac{250 \times 0.5}{0.1886 \times 400} = 1.6564 \text{ kg}$$

$$V_2 = V_A + V_B = 1.5 \text{ m}^3$$

$$m_2 = m_A + m_B = 3.4243 \text{ kg}$$

$$P_2 = \frac{m_2 R T_2}{V_2} = \frac{3.4243 \times 0.1886 \times 325}{1.5} = \mathbf{139.9 \text{ kPa}}$$

3.74

Verify the accuracy of the ideal gas model when it is used to calculate specific volume for saturated water vapor as shown in Fig. 3.9. Do the calculation for 10 kPa and 1 MPa.

Solution:

Look at the two states assuming ideal gas and then the steam tables.

Ideal gas:

$$v = RT/P \Rightarrow v_1 = 0.46152 \times (45.81 + 273.15)/10 = 14.72 \text{ m}^3/\text{kg}$$

$$v_2 = 0.46152 \times (179.91 + 273.15)/1000 = 0.209 \text{ m}^3/\text{kg}$$

Real gas:

Table B.1.2: $v_1 = \mathbf{14.647} \text{ m}^3/\text{kg}$ so error = 0.3 %

$v_2 = \mathbf{0.19444} \text{ m}^3/\text{kg}$ so error = 7.49 %

3.75

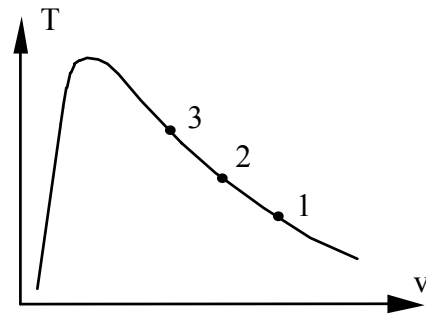
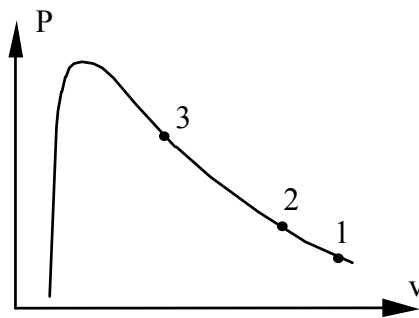
Assume we have 3 states of saturated vapor R-134a at +40 °C, 0 °C and -40 °C. Calculate the specific volume at the set of temperatures and corresponding saturated pressure assuming ideal gas behavior. Find the percent relative error = $100(v - v_g)/v_g$ with v_g from the saturated R-134a table.

Solution:

R-134a. Table values from Table B.5.1 $P_{\text{sat}}, v_g(T)$

Ideal gas constant from Table A.5: $R_{\text{R-134a}} = 0.08149 \text{ kJ/kg K}$

T	$P_{\text{sat}}, \text{kPa}$	v_g	$v_{\text{ID.G.}} = RT / P_{\text{sat}}$	error %
-40 °C	51.8	0.35696	0.36678	2.75
0 °C	294	0.06919	0.07571	9.4
40 °C	1017	0.02002	0.02509	25.3



3.76

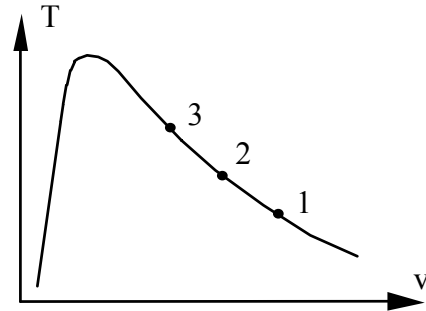
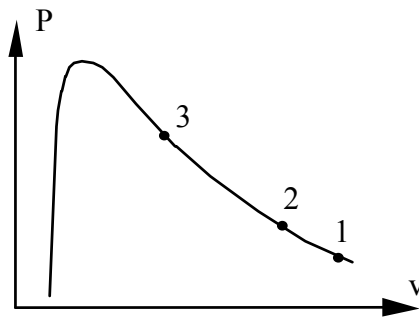
Do Problem 3.75, but for the substance R-12.

Solution:

R-12. Table values from Table B.3.1 $P_{\text{sat}}, v_g(T)$

Ideal gas constant from Table A.5: $R_{\text{R-12}} = 0.08149 \text{ kJ/kg K}$

T	P_{sat} , kPa	v_g	$v_{\text{ID.G.}} = RT / P_{\text{sat}}$	error %
-40 °C	64.2	0.24191	0.2497	3.2
0 °C	308.6	0.05539	0.06086	9.9
40 °C	960.7	0.01817	0.02241	23.4



3.77

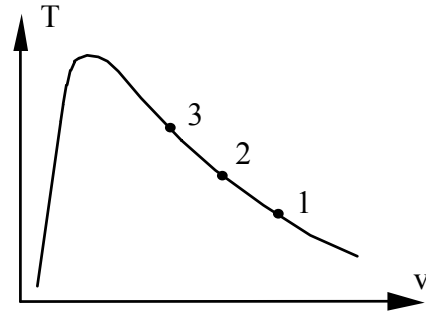
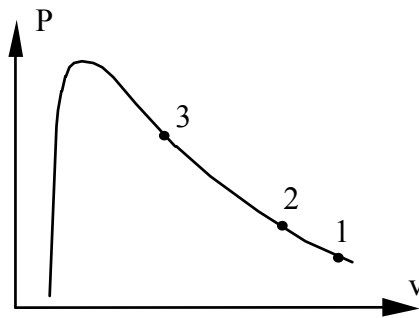
Do Problem 3.75, but for the substance ammonia.

Solution:

NH₃. Table values from Table B.2.1 $P_{\text{sat}}, v_g(T)$

Ideal gas constant from Table A.5: $R_{\text{ammonia}} = 0.4882 \text{ kJ/kg K}$

T	P_{sat} , kPa	v_g	$v_{\text{ID.G.}} = RT / P_{\text{sat}}$	error %
-40 °C	71.7	1.5526	1.5875	2.25
0 °C	429.6	0.28929	0.3104	7.3
40 °C	1555	0.08313	0.09832	18.3




3.78

Air in an automobile tire is initially at -10°C and 190 kPa. After the automobile is driven awhile, the temperature gets up to 10°C . Find the new pressure. You must make one assumption on your own.

Solution:

Assume constant volume and that air is an ideal gas

$$\begin{aligned} P_2 &= P_1 \times T_2/T_1 \\ &= 190 \times \frac{283.15}{263.15} = \mathbf{204.4 \text{ kPa}} \end{aligned}$$



3.79

An initially deflated and flat balloon is connected by a valve to a 12 m^3 storage tank containing helium gas at 2 MPa and ambient temperature, 20°C . The valve is opened and the balloon is inflated at constant pressure, $P_0 = 100 \text{ kPa}$, equal to ambient pressure, until it becomes spherical at $D_1 = 1 \text{ m}$. If the balloon is larger than this, the balloon material is stretched giving a pressure inside as

$$P = P_0 + C \left(1 - \frac{D_1}{D}\right) \frac{D_1}{D}$$

The balloon is inflated to a final diameter of 4 m, at which point the pressure inside is 400 kPa. The temperature remains constant at 20°C . What is the maximum pressure inside the balloon at any time during this inflation process? What is the pressure inside the helium storage tank at this time?

Solution:

At the end of the process we have $D = 4 \text{ m}$ so we can get the constant C as

$$P = 400 = P_0 + C \left(1 - \frac{1}{4}\right) \frac{1}{4} = 100 + C \times 3/16 \quad \Rightarrow \quad C = 1600$$

$$\text{The pressure is: } P = 100 + 1600 \left(1 - X^{-1}\right) X^{-1}; \quad X = D / D_1$$

$$\text{Differentiate to find max: } \frac{dP}{dD} = C \left(-X^{-2} + 2X^{-3}\right) / D_1 = 0$$

$$\Rightarrow -X^{-2} + 2X^{-3} = 0 \Rightarrow X = 2$$

$$\text{at max } P \Rightarrow D = 2D_1 = 2 \text{ m}; \quad V = \frac{\pi}{6} D^3 = 4.18 \text{ m}^3$$

$$P_{\text{max}} = 100 + 1600 \left(1 - \frac{1}{2}\right) \frac{1}{2} = \mathbf{500 \text{ kPa}}$$

$$\text{Helium is ideal gas A.5: } m = \frac{PV}{RT} = \frac{500 \times 4.189}{2.0771 \times 293.15} = 3.44 \text{ kg}$$

$$m_{\text{TANK}, 1} = \frac{PV}{RT} = \frac{2000 \times 12}{2.0771 \times 293.15} = 39.416 \text{ kg}$$

$$m_{\text{TANK}, 2} = 39.416 - 3.44 = 35.976 \text{ kg}$$

$$P_{T2} = m_{\text{TANK}, 2} RT/V = (m_{\text{TANK}, 1} / m_{\text{TANK}, 2}) \times P_1 = \mathbf{1825.5 \text{ kPa}}$$

Compressibility Factor

3.80

Argon is kept in a rigid 5 m³ tank at -30°C, 3 MPa. Determine the mass using the compressibility factor. What is the error (%) if the ideal gas model is used?

Solution:

No Argon table, so we use generalized chart Fig. D.1

$$T_r = 243.15/150.8 = 1.612, \quad P_r = 3000/4870 = 0.616 \quad \Rightarrow \quad Z \cong 0.96$$

$$m = \frac{PV}{ZRT} = \frac{3000 \times 5}{0.96 \times 0.2081 \times 243.2} = \mathbf{308.75 \text{ kg}}$$

Ideal gas $Z = 1$

$$m = \frac{PV}{RT} = 296.4 \text{ kg} \quad \mathbf{4\% \text{ error}}$$

3.81

What is the percent error in specific volume if the ideal gas model is used to represent the behavior of superheated ammonia at 40°C, 500 kPa? What if the generalized compressibility chart, Fig. D.1, is used instead?

Solution:

NH_3 $T = 40^\circ\text{C} = 313.15 \text{ K}$, $T_c = 405.5 \text{ K}$, $P_c = 11.35 \text{ MPa}$ from Table A.1

Table B.2.2: $v = \mathbf{0.2923 \text{ m}^3/\text{kg}}$

Ideal gas: $v = \frac{RT}{P} = \frac{0.48819 \times 313}{500} = \mathbf{0.3056 \text{ m}^3/\text{kg}} \Rightarrow \mathbf{4.5\% \text{ error}}$

Figure D.1: $T_r = \frac{313.15}{405.5} = 0.772$, $P_r = \frac{0.5}{11.35} = 0.044 \Rightarrow Z = \mathbf{0.97}$

$v = \frac{ZRT}{P} = \mathbf{0.2964 \text{ m}^3/\text{kg}} \Rightarrow \mathbf{1.4\% \text{ error}}$

3.82

A new refrigerant R-125 is stored as a liquid at $-20\text{ }^{\circ}\text{C}$ with a small amount of vapor. For a total of 1.5 kg R-125 find the pressure and the volume.

Solution:

As there is no section B table use compressibility chart.

Table A.2: R-125 $T_c = 339.2\text{ K}$ $P_c = 3.62\text{ MPa}$

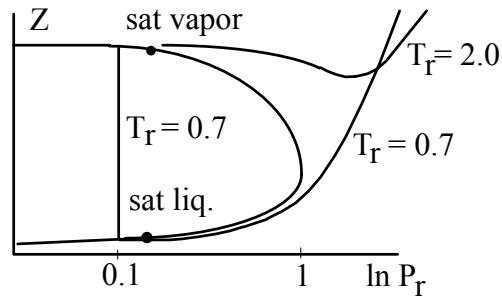
$$T_r = T / T_c = 253.15 / 339.2 = 0.746$$

We can read from Figure D.1 or a little more accurately interpolate from table D.4 entries:

$$P_{r\text{ sat}} = 0.16 ; Z_g = 0.86 ; Z_f = 0.029$$

$$P = P_{r\text{ sat}} P_c = 0.16 \times 3620 = 579\text{ kPa}$$

$$PV_{\text{liq}} = Z_f m_{\text{liq}} RT = 0.029 \times 1.5 \times 0.06927 \times 253.15 / 579 = \mathbf{0.0013\text{ m}^3}$$



3.83

Many substances that normally do not mix well do so easily under supercritical pressures. A mass of 125 kg ethylene at 7.5 MPa, 296.5 K is stored for such a process. How much volume does it occupy?

Solution:

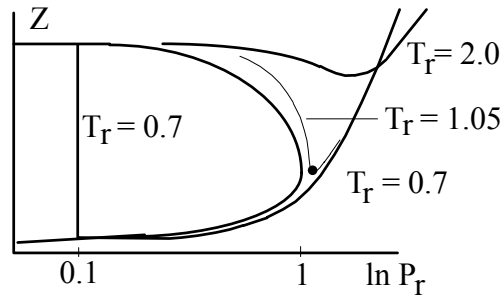
There is no section B table for ethylene so use compressibility chart.

Table A.2: Ethylene $T_c = 282.4 \text{ K}$ $P_c = 5.04 \text{ MPa}$

$$T_r = T/T_c = 296.5 / 282.4 = 1.05 ; \quad P_r = P/P_c = 7.5 / 5.04 = 1.49$$

$Z = 0.32$ from Figure D.1

$$V = mZRT / P = 125 \times 0.32 \times 0.2964 \times 296.5 / 7500 = \mathbf{0.469 \text{ m}^3}$$



3.84

Carbon dioxide at 330 K is pumped at a very high pressure, 10 MPa, into an oil-well. As it penetrates the rock/oil the oil viscosity is lowered so it flows out easily. For this process we need to know the density of the carbon dioxide being pumped.

Solution:

There is not a B section table so use compressibility chart

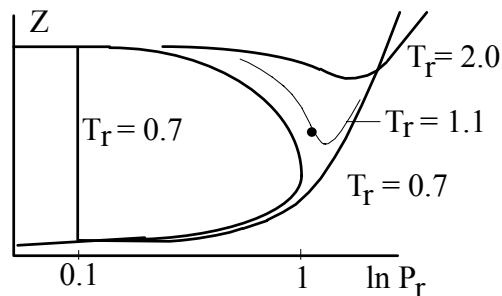
Table A.2 CO₂: $T_c = 304.1 \text{ K}$ $P_c = 7.38 \text{ MPa}$

$$T_r = T/T_c = 330/304.1 = 1.085$$

$$P_r = P/P_c = 10/7.38 = 1.355$$

From Figure D.1: $Z \approx 0.45$

$$\rho = 1/v = P / ZRT = 10000/(0.45 \times 0.1889 \times 330) = \mathbf{356 \text{ kg/m}^3}$$



3.85

To plan a commercial refrigeration system using R-123 we would like to know how much more volume saturated vapor R-123 occupies per kg at $-30\text{ }^{\circ}\text{C}$ compared to the saturated liquid state.

Solution:

For R-123 there is no section B table printed. We will use compressibility chart.

From Table A.2 $T_c = 456.9\text{ K}$; $P_c = 3.66\text{ MPa}$; $M = 152.93$

$$T_r = T/T_c = 243/456.9 = 0.53$$

$$R = \bar{R}/M = 8.31451 / 152.93 = 0.0544$$

The value of T_r is below the range in Fig. D.1 so use the table D.4

Table D.4, $Z_g = 0.979$ $Z_f = 0.00222$

$$Z_{fg} = 0.979 - 0.0022 = 0.9768; \quad P_r = P_r \text{ sat} = 0.0116$$

$$P = P_r \times P_c = 42.5$$

$$v_{fg} = Z_{fg} RT/P = 0.9768 \times 0.0544 \times 243 / 42.5 = \mathbf{0.304\text{ m}^3/\text{kg}}$$

3.86

A bottle with a volume of 0.1 m^3 contains butane with a quality of 75% and a temperature of 300 K. Estimate the total butane mass in the bottle using the generalized compressibility chart.

Solution:

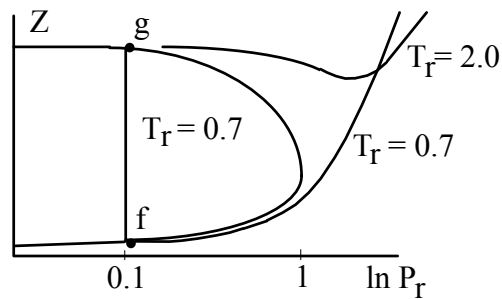
We need to find the property v the mass is: $m = V/v$

so find v given T_1 and x as: $v = v_f + x v_{fg}$

Table A.2: Butane $T_c = 425.2 \text{ K}$ $P_c = 3.8 \text{ MPa} = 3800 \text{ kPa}$

$T_r = 300/425.2 = 0.705 \Rightarrow$

From Fig. D.1 or table D.4: $Z_f \approx 0.02$; $Z_g \approx 0.9$; $P_{r \text{ sat}} = 0.1$



$$P = P_{\text{sat}} = P_{r \text{ sat}} \times P_c = 0.1 \times 3.80 \times 1000 = 380 \text{ kPa}$$

$$v_f = Z_f RT/P = 0.02 \times 0.14304 \times 300/380 = 0.00226 \text{ m}^3/\text{kg}$$

$$v_g = Z_g RT/P = 0.9 \times 0.14304 \times 300/380 = 0.1016 \text{ m}^3/\text{kg}$$

$$v = 0.00226 + 0.75 \times (0.1016 - 0.00226) = 0.076765 \text{ m}^3/\text{kg}$$

$$m = \frac{V}{v} = \frac{0.1}{0.076765} = \mathbf{1.303 \text{ kg}}$$

3.87

Refrigerant R-32 is at $-10\text{ }^{\circ}\text{C}$ with a quality of 15%. Find the pressure and specific volume.

Solution:

For R-32 there is no section B table printed. We will use compressibility chart.

From Table A.2: $T_c = 351.3\text{ K}$; $P_c = 5.78\text{ MPa}$;

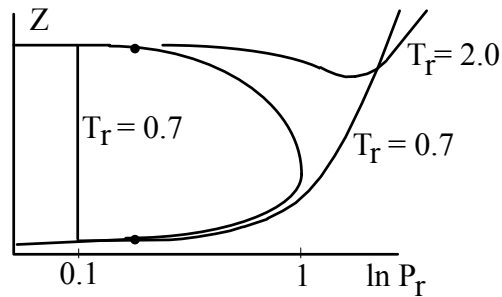
From Table A.5: $R = 0.1598\text{ kJ/kg K}$

$$T_r = T/T_c = 263/351.3 = 0.749$$

From Table D.4 or Figure D.1, $Z_f \approx 0.029$; $Z_g \approx 0.86$; $P_{r\text{ sat}} \approx 0.16$

$$P = P_{r\text{ sat}} P_c = 0.16 \times 5780 = \mathbf{925\text{ kPa}}$$

$$\begin{aligned} v &= v_f + x v_{fg} = (Z_f + x \times Z_{fg}) RT/P \\ &= [0.029 + 0.15 \times (0.86 - 0.029)] \times 0.1598 \times 263 / 925 \\ &= \mathbf{0.007\text{ m}^3/\text{kg}} \end{aligned}$$



3.88

A mass of 2 kg of acetylene is in a 0.045 m³ rigid container at a pressure of 4.3 MPa. Use the generalized charts to estimate the temperature. (This becomes trial and error).

Solution:

Table A.2, A.5: $P_r = 4.3/6.14 = 0.70$; $T_c = 308.3$ K; $R = 0.3193$ kJ/kg K

$$v = V/m = 0.045/2 = 0.0225 \text{ m}^3/\text{kg}$$

State given by (P, v)
$$v = \frac{ZRT}{P}$$

Since Z is a function of the state Fig. D.1 and thus T, we have trial and error.

Try sat. vapor at $P_r = 0.7 \Rightarrow$ Fig. D.1: $Z_g = 0.59$; $T_r = 0.94$

$$v_g = 0.59 \times 0.3193 \times 0.94 \times 308.3/4300 = 0.0127 \text{ m}^3/\text{kg} \text{ too small}$$

$$T_r = 1 \Rightarrow Z = 0.7 \Rightarrow v = \frac{0.7 \times 0.3193 \times 1 \times 308.3}{4300} = 0.016 \text{ m}^3/\text{kg}$$

$$T_r = 1.2 \Rightarrow Z = 0.86 \Rightarrow v = \frac{0.86 \times 0.3193 \times 1.2 \times 308.3}{4300} = 0.0236 \text{ m}^3/\text{kg}$$

Interpolate to get: $T_r \approx 1.17$ **T \approx 361 K**

3.89

A substance is at 2 MPa, 17°C in a 0.25-m³ rigid tank. Estimate the mass from the compressibility factor if the substance is a) air, b) butane or c) propane.

Solution:

Figure D.1 for compressibility Z and table A.2 for critical properties.

$$P_r = P/P_c \quad \text{and} \quad T_r = T/T_c$$

Air is a mixture so we will estimate from the major component.

Nitrogen $P_r = 2/3.39 = 0.59$; $T_r = 290/126.2 = 2.3$; $Z \approx 0.98$

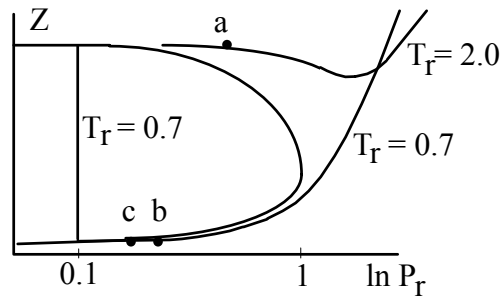
$$m = PV/ZRT = 2000 \times 0.25 / (0.98 \times 0.2968 \times 290) = \mathbf{5.928 \text{ kg}}$$

Butane $P_r = 2/3.80 = 0.526$; $T_r = 290/425.2 = 0.682$; $Z \approx 0.085$

$$m = PV/ZRT = 2000 \times 0.25 / (0.085 \times 0.14304 \times 290) = \mathbf{141.8 \text{ kg}}$$

Propane $P_r = 2/4.25 = 0.47$; $T_r = 290/369.8 = 0.784$; $Z \approx 0.08$

$$m = PV/ZRT = 2000 \times 0.25 / (0.08 \times 0.18855 \times 290) = \mathbf{114.3 \text{ kg}}$$



Review Problems

3.90

Determine the quality (if saturated) or temperature (if superheated) of the following substances at the given two states:

Solution:

a) Water, H_2O , use Table B.1.1 or B.1.2

1) 120°C , $1 \text{ m}^3/\text{kg}$ $v > v_g$ superheated vapor, $T = 120^\circ\text{C}$

2) 10 MPa , $0.01 \text{ m}^3/\text{kg}$ \Rightarrow two-phase $v < v_g$

$$x = (0.01 - 0.001452) / 0.01657 = \mathbf{0.516}$$

b) Nitrogen, N_2 , table B.6

1) 1 MPa , $0.03 \text{ m}^3/\text{kg}$ \Rightarrow superheated vapor since $v > v_g$

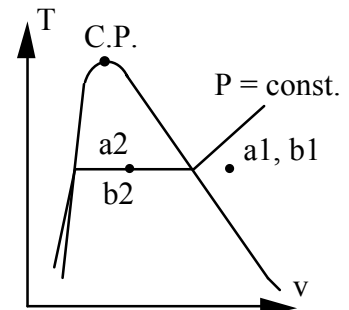
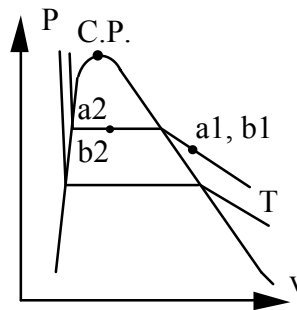
Interpolate between sat. vapor and superheated vapor B.6.2:

$$T \cong 103.73 + (120 - 103.73) \times \frac{0.03 - 0.02416}{0.03117 - 0.02416} = \mathbf{117 \text{ K}}$$

2) 100 K , $0.03 \text{ m}^3/\text{kg}$ \Rightarrow sat. liquid + vapor as two-phase $v < v_g$

$$v = 0.03 = 0.001452 + x \times 0.029764 \Rightarrow \mathbf{x = 0.959}$$

States shown are placed relative to the two-phase region, not to each other.



3.91

Fill out the following table for substance ammonia:

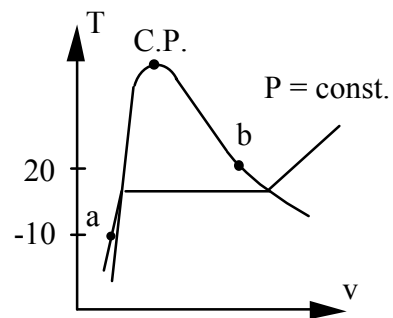
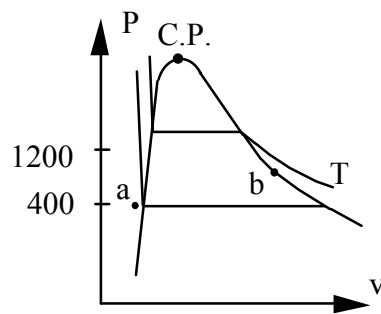
Solution:

	P [kPa]	T [°C]	v [m ³ /kg]	x
a)	400	-10	0.001534	Undefined
b)	855	20	0.15	1.0

a) B.2.1 $P > P_{\text{sat}}(-10^\circ\text{C}) = 291 \text{ kPa} \Rightarrow$ compressed liquid

$$v \cong v_f = 0.001534 \text{ m}^3/\text{kg}$$

b) B.2.1 search along the v_g values



3.92

Find the phase, quality x if applicable and the missing property P or T .

Solution:

a. H_2O $T = 120^\circ\text{C}$ $v = 0.5 \text{ m}^3/\text{kg}$

Table B.1.1 at given T : $v < v_g = 0.89186$

sat. liq. + vap. $P = P_{\text{sat}} = 198.5 \text{ kPa}$,

$$x = (v - v_f)/v_{fg} = (0.5 - 0.00106)/0.8908 = 0.56$$

b. H_2O $P = 100 \text{ kPa}$ $v = 1.8 \text{ m}^3/\text{kg}$

Table B.1.2 at given P : $v > v_g = 1.694$

sup. vap., interpolate in Table B.1.3

$$T = \frac{1.8 - 1.694}{1.93636 - 1.694} (150 - 99.62) + 99.62 = 121.65^\circ\text{C}$$

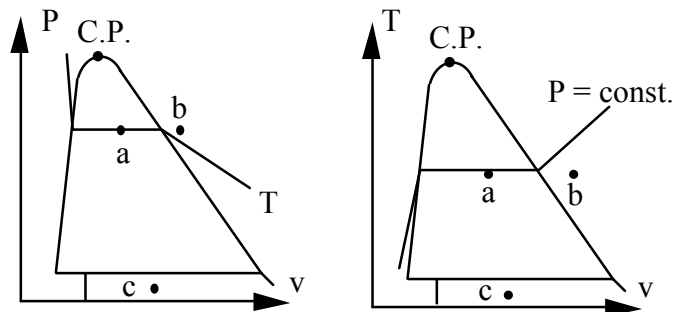
c. H_2O $T = 263 \text{ K}$ $v = 0.2 \text{ m}^3/\text{kg}$

Table B.1.5 at given $T = -10^\circ\text{C}$: $v < v_g = 466.757$

sat. solid + vap., $P = P_{\text{sat}} = 0.26 \text{ kPa}$,

$$x = (v - v_i)/v_{ig} = (200 - 0.001)/466.756 = 0.4285$$

States shown are placed relative to the two-phase region, not to each other.



3.93

Find the phase, quality x if applicable and the missing property P or T .

Solution:

a. NH_3 $P = 800 \text{ kPa}$ $v = 0.2 \text{ m}^3/\text{kg}$;

Superheated Vapor ($v > v_g$ at 800 kPa)

Table B.2.2 interpolate between 70°C and 80°C

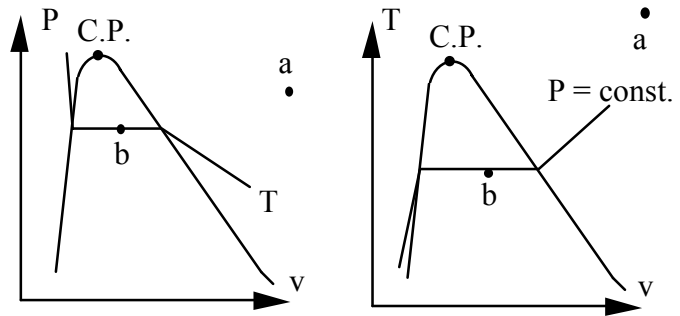
$T = 71.4^\circ\text{C}$

b. NH_3 $T = 20^\circ\text{C}$ $v = 0.1 \text{ m}^3/\text{kg}$

Table B.2.1 at given T : $v < v_g = 0.14922$

sat. liq. + vap., $P = P_{\text{sat}} = 857.5 \text{ kPa}$,

$x = (v - v_f)/v_{fg} = (0.1 - 0.00164)/0.14758 = 0.666$



3.94

Give the phase and the missing properties of P , T , v and x .

Solution:

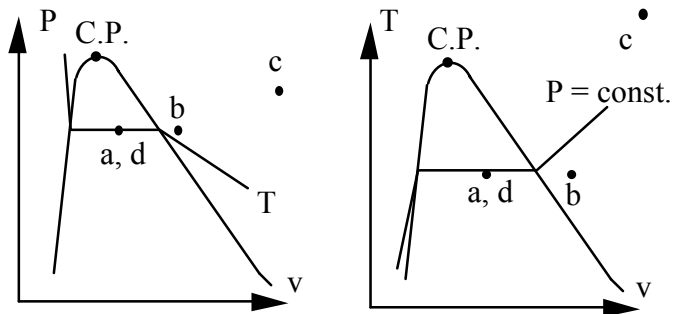
a. R-22 $T = 10^\circ\text{C}$ $v = 0.01 \text{ m}^3/\text{kg}$
 Table B.4.1 $v < v_g = 0.03471 \text{ m}^3/\text{kg}$
sat. liq. + vap. $P = P_{\text{sat}} = 680.7 \text{ kPa}$,
 $x = (v - v_f)/v_{fg} = (0.01 - 0.0008)/0.03391 = 0.2713$

b. H₂O $T = 350^\circ\text{C}$ $v = 0.2 \text{ m}^3/\text{kg}$
 Table B.1.1 at given T: $v > v_g = 0.00881$
sup. vap. $P \cong 1.40 \text{ MPa}$, $x = \text{undefined}$

c. R-12 $T = -5^\circ\text{C}$ $P = 200 \text{ kPa}$
sup. vap. ($P < P_g$ at -5°C)
 Table B 3.2:
 $v = 0.08354 \text{ m}^3/\text{kg}$ at -12.5°C
 $v = 0.08861 \text{ m}^3/\text{kg}$ at 0°C
 $\Rightarrow v = 0.08658 \text{ m}^3/\text{kg}$ at -5°C

d. R-134a $P = 294 \text{ kPa}$, $v = 0.05 \text{ m}^3/\text{kg}$
 Table B.5.1: $v < v_g = 0.06919 \text{ m}^3/\text{kg}$
two-phase $T = T_{\text{sat}} = 0^\circ\text{C}$
 $x = (v - v_f)/v_{fg} = (0.05 - 0.000773)/0.06842 = 0.7195$

States shown are placed relative to the two-phase region, not to each other.



3.95

Give the phase and the missing properties of P , T , v and x . These may be a little more difficult if the appendix tables are used instead of the software.

Solution:

- a) R-22 at $T = 10^\circ\text{C}$, $v = 0.036 \text{ m}^3/\text{kg}$: Table B.4.1 $v > v_g$ at 10°C
 \Rightarrow **sup. vap.** Table B.4.2 interpolate between sat. and sup. both at 10°C

$$P = 680.7 + (600 - 680.7) \frac{0.036 - 0.03471}{0.04018 - 0.03471} = \mathbf{661.7 \text{ kPa}}$$

- b) H_2O $v = 0.2 \text{ m}^3/\text{kg}$, $x = 0.5$: Table B.1.1

sat. liq. + vap. $v = (1-x)v_f + xv_g \Rightarrow v_f + v_g = 0.4 \text{ m}^3/\text{kg}$

since v_f is so small we find it approximately where $v_g = 0.4 \text{ m}^3/\text{kg}$.

$v_f + v_g = 0.39387$ at 150°C , $v_f + v_g = 0.4474$ at 145°C .

An interpolation gives $T \cong \mathbf{149.4^\circ\text{C}}$, $P \cong \mathbf{468.2 \text{ kPa}}$

- c) H_2O $T = 60^\circ\text{C}$, $v = 0.001016 \text{ m}^3/\text{kg}$: Table B.1.1 $v < v_f = 0.001017$

\Rightarrow **compr. liq.** see Table B.1.4

$v = 0.001015$ at 5 MPa so $P \cong 0.5(5000 + 19.9) = \mathbf{2.51 \text{ MPa}}$

- d) NH_3 $T = 30^\circ\text{C}$, $P = 60 \text{ kPa}$: Table B.2.1 $P < P_{\text{sat}}$

\Rightarrow **sup. vapor** interpolate in Table B.2.2

$$v = 2.94578 + (1.95906 - 2.94578) \frac{60 - 50}{75 - 50} = \mathbf{2.551 \text{ m}^3/\text{kg}}$$

v is not linearly proportional to P (more like $1/P$) so the computer table gives a more accurate value of $2.45 \text{ m}^3/\text{kg}$

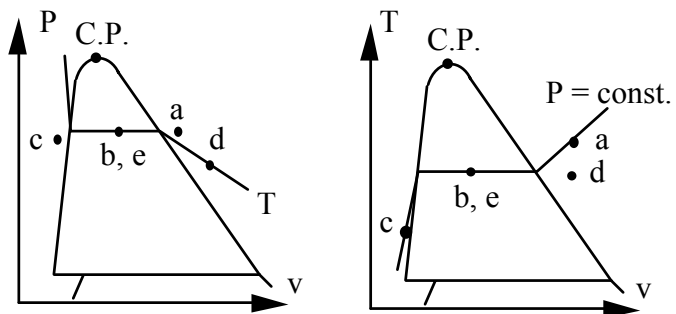
- e) R-134a $v = 0.005 \text{ m}^3/\text{kg}$, $x = 0.5$: **sat. liq. + vap.** Table B.5.1

$v = (1-x)v_f + xv_g \Rightarrow v_f + v_g = 0.01 \text{ m}^3/\text{kg}$

$v_f + v_g = 0.010946$ at 65°C , $v_f + v_g = 0.009665$ at 70°C .

An interpolation gives: $T \cong \mathbf{68.7^\circ\text{C}}$, $P = \mathbf{2.06 \text{ MPa}}$

States shown are placed relative to the two-phase region, not to each other.



3.96

A 5 m long vertical tube of cross sectional area 200 cm^2 is placed in a water fountain. It is filled with 15°C water, the bottom closed and the top open to the 100 kPa atmosphere.

- a) How much water is in the tube?
- b) What is the pressure at the bottom of the tube

Solution:

State 1: slightly compressed liquid from Table B.1.1

$$\text{Mass: } m = \rho V = V/v = AH/v = 200 \times 10^{-4} \times 5/0.001001 = \mathbf{99.9 \text{ kg}}$$

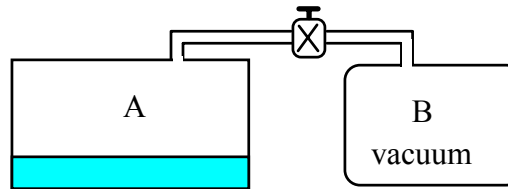
$$\begin{aligned} \Delta P &= \rho gH = gH/v = 9.80665 \times 5/0.001001 \\ &= 48\,984 \text{ Pa} = 48.98 \text{ kPa} \end{aligned}$$

$$P_{\text{tot}} = P_{\text{top}} + \Delta P = \mathbf{149 \text{ kPa}}$$

3.97

Consider two tanks, A and B, connected by a valve, as shown in Fig. P3.97. Each has a volume of 200 L and tank A has R-12 at 25°C, 10% liquid and 90% vapor by volume, while tank B is evacuated. The valve is now opened and saturated vapor flows from A to B until the pressure in B has reached that in A, at which point the valve is closed. This process occurs slowly such that all temperatures stay at 25°C throughout the process. How much has the quality changed in tank A during the process?

Solution:



State A1: Table B.3.1 $v_f = 0.000763 \text{ m}^3/\text{kg}$, $v_g = 0.026854 \text{ m}^3/\text{kg}$

$$m_{A1} = \frac{V_{\text{liq1}}}{v_{f, 25^\circ\text{C}}} + \frac{V_{\text{vap1}}}{v_{g, 25^\circ\text{C}}} = \frac{0.1 \times 0.2}{0.000763} + \frac{0.9 \times 0.2}{0.026854}$$

$$= 26.212 + 6.703 = 32.915 \text{ kg}$$

$$x_{A1} = \frac{6.703}{32.915} = 0.2036 ;$$

State B2: Assume A still two-phase so saturated P for given T

$$m_{B2} = \frac{V_B}{v_{g, 25^\circ\text{C}}} = \frac{0.2}{0.026854} = 7.448 \text{ kg}$$

State A2: mass left is $m_{A2} = 32.915 - 7.448 = 25.467 \text{ kg}$

$$v_{A2} = \frac{0.2}{25.467} = 0.007853 = 0.000763 + x_{A2} \times 0.026091$$

$$x_{A2} = 0.2718 \quad \Delta x = \mathbf{6.82\%}$$

3.98

A spring-loaded piston/cylinder contains water at 500°C , 3 MPa. The setup is such that pressure is proportional to volume, $P = CV$. It is now cooled until the water becomes saturated vapor. Sketch the P - v diagram and find the final pressure.

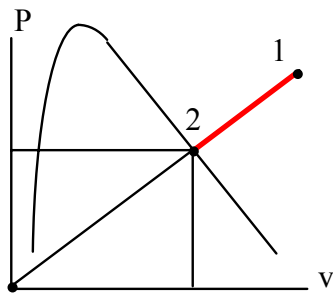
Solution:

State 1: Table B.1.3: $v_1 = 0.11619 \text{ m}^3/\text{kg}$

Process: m is constant and $P = C_0 V = C_0 m v = C v$

$$P = Cv \Rightarrow C = P_1/v_1 = 3000/0.11619 = 25820 \text{ kPa kg/m}^3$$

State 2: $x_2 = 1$ & $P_2 = Cv_2$ (on process line)



Trial & error on $T_{2\text{sat}}$ or $P_{2\text{sat}}$:

Here from B.1.2:

at 2 MPa $v_g = 0.09963 \Rightarrow C = 20074$ (low)

2.5 MPa $v_g = 0.07998 \Rightarrow C = 31258$ (high)

2.25 MPa $v_g = 0.08875 \Rightarrow C = 25352$ (low)

Interpolate to get the right $C \Rightarrow P_2 = 2270 \text{ kPa}$

3.99

A 1 m³ rigid tank has air at 1500 kPa and ambient 300 K connected by a valve to a piston cylinder. The piston of area 0.1 m² requires 250 kPa below it to float. The valve is opened and the piston moves slowly 2 m up and the valve is closed. During the process air temperature remains at 300 K. What is the final pressure in the tank?

$$m_A = \frac{P_A V_A}{RT_A} = \frac{1500 \times 1}{0.287 \times 300} = 17.422 \text{ kg}$$

$$m_{B2} - m_{B1} = \frac{\Delta V_A}{v_B} = \frac{\Delta V_B P_B}{RT} = \frac{0.1 \times 2 \times 250}{0.287 \times 300} = 0.581 \text{ kg}$$

$$m_{A2} = m_A - (m_{B2} - m_{B1}) = 17.422 - 0.581 = 16.841 \text{ kg}$$

$$P_{A2} = \frac{m_{A2} RT}{V_A} = \frac{16.841 \times 0.287 \times 300}{1} = \mathbf{1450 \text{ kPa}}$$

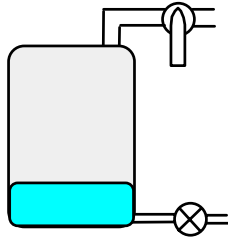
3.100

A tank contains 2 kg of nitrogen at 100 K with a quality of 50%. Through a volume flowmeter and valve, 0.5 kg is now removed while the temperature remains constant. Find the final state inside the tank and the volume of nitrogen removed if the valve/meter is located at

- The top of the tank
- The bottom of the tank

Solution

Table B.6.1:



$$v_1 = 0.001452 + x_1 \times 0.029764 = 0.016334 \text{ m}^3/\text{kg}$$

$$V_{\text{tank}} = m_1 v_1 = 0.0327 \text{ m}^3$$

$$m_2 = m_1 - 0.5 = 1.5 \text{ kg}$$

$$v_2 = V_{\text{tank}}/m_2 = 0.0218 < v_g(T)$$

$$x_2 = \frac{0.0218 - 0.001452}{0.031216 - 0.001452} = \mathbf{0.6836}$$

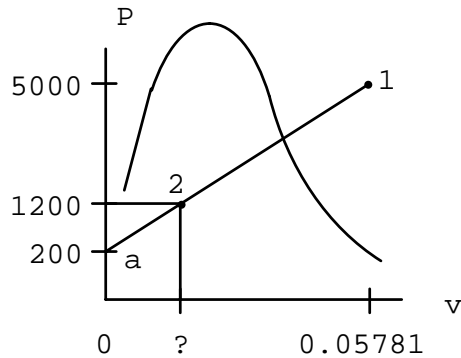
Top: flow out is sat. vap. $v_g = 0.031216 \text{ m}^3/\text{kg}$, $V_{\text{out}} = m_{\text{out}} v_g = \mathbf{0.0156 \text{ m}^3}$

Bottom: flow out is sat. liq. $v_f = 0.001452$, $V_{\text{out}} = m_{\text{out}} v_f = \mathbf{0.000726 \text{ m}^3}$

3.101

A piston/cylinder arrangement is loaded with a linear spring and the outside atmosphere. It contains water at 5 MPa, 400°C with the volume being 0.1 m³. If the piston is at the bottom, the spring exerts a force such that $P_{\text{lift}} = 200$ kPa. The system now cools until the pressure reaches 1200 kPa. Find the mass of water, the final state (T_2, v_2) and plot the P - v diagram for the process.

Solution:



$$1: \text{Table B.1.3} \Rightarrow v_1 = 0.05781 \text{ m}^3/\text{kg}$$

$$m = V/v_1 = 0.1/0.05781 = 1.73 \text{ kg}$$

$$\text{Straight line: } P = P_a + C \times v$$

$$v_2 = v_1 \frac{P_2 - P_a}{P_1 - P_a} = \mathbf{0.01204 \text{ m}^3/\text{kg}}$$

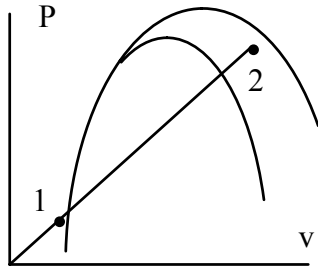
$$v_2 < v_g(1200 \text{ kPa}) \text{ so two-phase } T_2 = \mathbf{188^\circ\text{C}}$$

$$\Rightarrow x_2 = (v_2 - 0.001139)/0.1622 = 0.0672$$

3.102

Water in a piston/cylinder is at 90°C , 100 kPa , and the piston loading is such that pressure is proportional to volume, $P = CV$. Heat is now added until the temperature reaches 200°C . Find the final pressure and also the quality if in the two-phase region.

Solution:



Final state: 200°C , on process line $P = CV$

State 1: Table B.1.1: $v_1 = 0.001036\text{ m}^3/\text{kg}$

$$P_2 = P_1 v_2 / v_1 \quad \text{from process equation}$$

Check state 2 in Table B.1.1

$$v_g(T_2) = 0.12736; \quad P_g(T_2) = 1.5538\text{ MPa}$$

If $v_2 = v_g(T_2) \Rightarrow P_2 = 12.3\text{ MPa} > P_g$ not OK

If sat. $P_2 = P_g(T_2) = 1553.8\text{ kPa} \Rightarrow v_2 = 0.0161\text{ m}^3/\text{kg} < v_g$ sat. OK,

$$P_2 = 1553.8\text{ kPa}, \quad x_2 = (0.0161 - 0.001156) / 0.1262 = \mathbf{0.118}$$

3.103

A container with liquid nitrogen at 100 K has a cross sectional area of 0.5 m^2 . Due to heat transfer, some of the liquid evaporates and in one hour the liquid level drops 30 mm. The vapor leaving the container passes through a valve and a heater and exits at 500 kPa, 260 K. Calculate the volume rate of flow of nitrogen gas exiting the heater.

Solution:

Properties from table B.6.1 for volume change, exit flow from table B.6.2:

$$\Delta V = A \times \Delta h = 0.5 \times 0.03 = 0.015 \text{ m}^3$$

$$\Delta m_{\text{liq}} = -\Delta V/v_f = -0.015/0.001452 = -10.3306 \text{ kg}$$

$$\Delta m_{\text{vap}} = \Delta V/v_g = 0.015/0.0312 = 0.4808 \text{ kg}$$

$$m_{\text{out}} = 10.3306 - 0.4808 = 9.85 \text{ kg}$$

$$v_{\text{exit}} = 0.15385 \text{ m}^3/\text{kg}$$

$$\begin{aligned} \dot{V} &= \dot{m}v_{\text{exit}} = (9.85 / 1 \text{ h}) \times 0.15385 \text{ m}^3/\text{kg} \\ &= 1.5015 \text{ m}^3/\text{h} = \mathbf{0.02526 \text{ m}^3/\text{min}} \end{aligned}$$

3.104

A cylinder containing ammonia is fitted with a piston restrained by an external force that is proportional to cylinder volume squared. Initial conditions are 10°C, 90% quality and a volume of 5 L. A valve on the cylinder is opened and additional ammonia flows into the cylinder until the mass inside has doubled. If at this point the pressure is 1.2 MPa, what is the final temperature?

Solution:

$$\text{State 1 Table B.2.1: } v_1 = 0.0016 + 0.9(0.205525 - 0.0016) = 0.18513 \text{ m}^3/\text{kg}$$

$$P_1 = 615 \text{ kPa; } V_1 = 5 \text{ L} = 0.005 \text{ m}^3$$

$$m_1 = V/v = 0.005/0.18513 = 0.027 \text{ kg}$$

$$\text{State 2: } P_2 = 1.2 \text{ MPa, Flow in so: } m_2 = 2 m_1 = 0.054 \text{ kg}$$

$$\text{Process: Piston } F_{\text{ext}} = KV^2 = PA \Rightarrow P = CV^2 \Rightarrow P_2 = P_1 (V_2/V_1)^2$$

From the process equation we then get:

$$V_2 = V_1 (P_2/P_1)^{1/2} = 0.005 \left(\frac{1200}{615}\right)^{1/2} = 0.006984 \text{ m}^3$$

$$v_2 = V/m = \frac{0.006984}{0.054} = 0.12934 \text{ m}^3/\text{kg}$$

$$\text{At } P_2, v_2: T_2 = \mathbf{70.9^\circ\text{C}}$$

3.105

A cylinder/piston arrangement contains water at 105°C , 85% quality with a volume of 1 L. The system is heated, causing the piston to rise and encounter a linear spring as shown in Fig. P3.105. At this point the volume is 1.5 L, piston diameter is 150 mm, and the spring constant is 100 N/mm. The heating continues, so the piston compresses the spring. What is the cylinder temperature when the pressure reaches 200 kPa?

Solution:

$$P_1 = 120.8 \text{ kPa}, \quad v_1 = v_f + x v_{fg} = 0.001047 + 0.85 \cdot 1.41831 = 1.20661$$

$$m = V_1 / v_1 = \frac{0.001}{1.20661} = 8.288 \times 10^{-4} \text{ kg}$$

$$v_2 = v_1 (V_2 / V_1) = 1.20661 \times 1.5 = 1.8099$$

$$\& P = P_1 = 120.8 \text{ kPa} \quad (T_2 = 203.5^\circ\text{C})$$

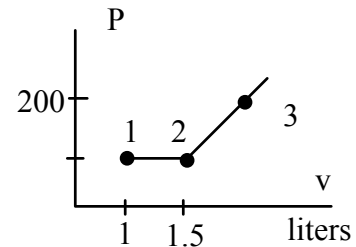
$$P_3 = P_2 + (k_s / A_p^2) m (v_3 - v_2) \quad \text{linear spring}$$

$$A_p = (\pi/4) \times 0.15^2 = 0.01767 \text{ m}^2; \quad k_s = 100 \text{ kN/m (matches } P \text{ in kPa)}$$

$$200 = 120.8 + (100/0.01767^2) \times 8.288 \times 10^{-4} (v_3 - 1.8099)$$

$$200 = 120.8 + 265.446 (v_3 - 1.8099) \Rightarrow v_3 = 2.1083 \text{ m}^3/\text{kg}$$

$$T_3 \cong 600 + 100 \times (2.1083 - 2.01297) / (2.2443 - 2.01297) \cong 641^\circ\text{C}$$



3.106

Refrigerant-12 in a piston/cylinder arrangement is initially at 50°C , $x = 1$. It is then expanded in a process so that $P = Cv^{-1}$ to a pressure of 100 kPa. Find the final temperature and specific volume.

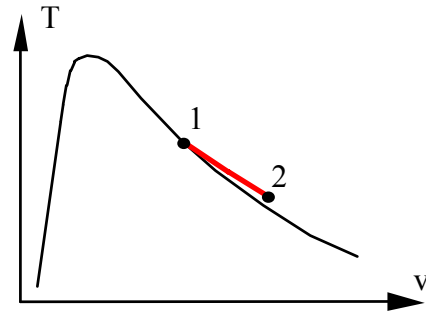
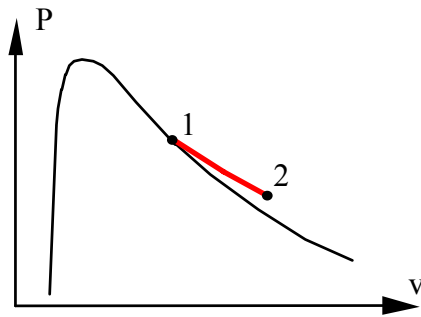
Solution:

State 1: 50°C , $x = 1$ Table B.3.1: $P_1 = 1219.3 \text{ kPa}$, $v_1 = 0.01417 \text{ m}^3/\text{kg}$

Process: $Pv = C = P_1v_1$; $\Rightarrow P_2 = C/v_2 = P_1v_1/v_2$

State 2: 100 kPa and $v_2 = v_1P_1/P_2 = \mathbf{0.1728 \text{ m}^3/\text{kg}}$

$T_2 \cong \mathbf{-13.2^\circ\text{C}}$ from Table B.3.2 Notice T **not** constant



3.107

A 1-m³ rigid tank with air at 1 MPa, 400 K is connected to an air line as shown in Fig. P3.107. The valve is opened and air flows into the tank until the pressure reaches 5 MPa, at which point the valve is closed and the temperature inside is 450K.

- What is the mass of air in the tank before and after the process?
- The tank eventually cools to room temperature, 300 K. What is the pressure inside the tank then?

Solution:

P, T known at both states and assume the air behaves as an ideal gas.

$$m_{\text{air1}} = \frac{P_1 V}{RT_1} = \frac{1000 \times 1}{0.287 \times 400} = \mathbf{8.711 \text{ kg}}$$

$$m_{\text{air2}} = \frac{P_2 V}{RT_2} = \frac{5000 \times 1}{0.287 \times 450} = \mathbf{38.715 \text{ kg}}$$

Process 2 → 3 is constant V, constant mass cooling to T₃

$$P_3 = P_2 \times (T_3/T_2) = 5000 \times (300/450) = \mathbf{3.33 \text{ MPa}}$$

3.108

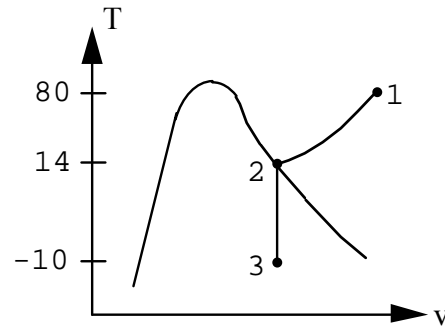
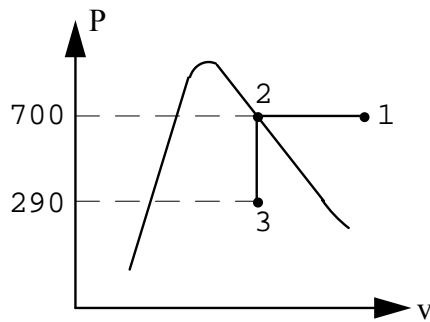
Ammonia in a piston/cylinder arrangement is at 700 kPa, 80°C. It is now cooled at constant pressure to saturated vapor (state 2) at which point the piston is locked with a pin. The cooling continues to -10°C (state 3). Show the processes 1 to 2 and 2 to 3 on both a $P-v$ and $T-v$ diagram.

Solution:

State 1: T, P from table B.2.2 this is superheated vapor.

State 2: T, x from table B.2.1

State 3: T, v two-phase



3.109

A cylinder has a thick piston initially held by a pin as shown in Fig. P3.109. The cylinder contains carbon dioxide at 200 kPa and ambient temperature of 290 K. The metal piston has a density of 8000 kg/m³ and the atmospheric pressure is 101 kPa. The pin is now removed, allowing the piston to move and after a while the gas returns to ambient temperature. Is the piston against the stops?

Solution:

Force balance on piston determines equilibrium float pressure.

$$\text{Piston } m_p = A_p \times l \times \rho \qquad \rho_{\text{piston}} = 8000 \text{ kg/m}^3$$

$$P_{\text{ext on CO}_2} = P_0 + \frac{m_p g}{A_p} = 101 + \frac{A_p \times 0.1 \times 9.807 \times 8000}{A_p \times 1000} = 108.8 \text{ kPa}$$

Pin released, as $P_1 > P_{\text{ext}}$ piston moves up, $T_2 = T_0$ & if piston at stops,

$$\text{then } V_2 = V_1 \times H_2/H_1 = V_1 \times 150 / 100$$

Ideal gas with $T_2 = T_1$ then gives

$$\Rightarrow P_2 = P_1 \times V_1 / V_2 = 200 \times \frac{100}{150} = 133 \text{ kPa} > P_{\text{ext}}$$

$$\Rightarrow \text{piston is at stops, and } P_2 = 133 \text{ kPa}$$

3.110

For a certain experiment, R-22 vapor is contained in a sealed glass tube at 20°C. It is desired to know the pressure at this condition, but there is no means of measuring it, since the tube is sealed. However, if the tube is cooled to -20°C small droplets of liquid are observed on the glass walls. What is the initial pressure?

Solution:

Control volume: R-22 fixed volume (V) & mass (m) at 20°C

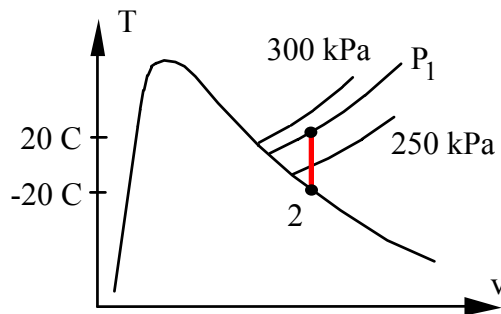
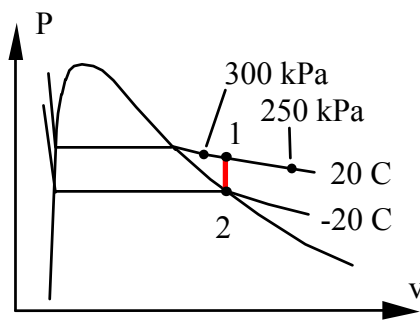
Process: cool to -20°C at constant v , so we assume saturated vapor

State 2: $v_2 = v_{g \text{ at } -20^\circ\text{C}} = 0.092843 \text{ m}^3/\text{kg}$

State 1: 20°C, $v_1 = v_2 = 0.092843 \text{ m}^3/\text{kg}$

interpolate between 250 and 300 kPa in Table B.4.2

$$\Rightarrow \mathbf{P_1 = 291 \text{ kPa}}$$



3.111

A piston/cylinder arrangement, shown in Fig. P3.111, contains air at 250 kPa, 300°C. The 50-kg piston has a diameter of 0.1 m and initially pushes against the stops. The atmosphere is at 100 kPa and 20°C. The cylinder now cools as heat is transferred to the ambient.

- At what temperature does the piston begin to move down?
- How far has the piston dropped when the temperature reaches ambient?

Solution:

$$\text{Piston } A_p = \frac{\pi}{4} \times 0.1^2 = 0.00785 \text{ m}^2$$

Balance forces when piston floats:

$$P_{\text{float}} = P_o + \frac{m_p g}{A_p} = 100 + \frac{50 \times 9.807}{0.00785 \times 1000}$$

$$= 162.5 \text{ kPa} = P_2 = P_3$$

To find temperature at 2 assume ideal gas:

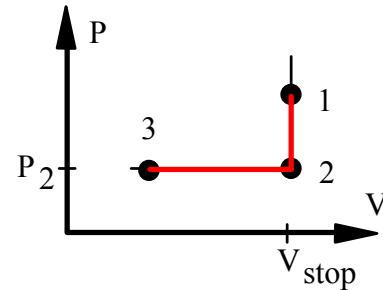
$$T_2 = T_1 \times \frac{P_2}{P_1} = 573.15 \times \frac{162.5}{250} = \mathbf{372.5 \text{ K}}$$

- b) Process 2 → 3 is constant pressure as piston floats to $T_3 = T_o = 293.15 \text{ K}$

$$V_2 = V_1 = A_p \times H = 0.00785 \times 0.25 = 0.00196 \text{ m}^3 = 1.96 \text{ L}$$

$$\text{Ideal gas and } P_2 = P_3 \Rightarrow V_3 = V_2 \times \frac{T_3}{T_2} = 1.96 \times \frac{293.15}{372.5} = \mathbf{1.54 \text{ L}}$$

$$\Delta H = (V_2 - V_3)/A = (1.96 - 1.54) \times 0.001/0.00785 = \mathbf{0.053 \text{ m} = 5.3 \text{ cm}}$$



3.112

Air in a tank is at 1 MPa and room temperature of 20°C. It is used to fill an initially empty balloon to a pressure of 200 kPa, at which point the radius is 2 m and the temperature is 20°C. Assume the pressure in the balloon is linearly proportional to its radius and that the air in the tank also remains at 20°C throughout the process. Find the mass of air in the balloon and the minimum required volume of the tank.

Solution: Assume air is an ideal gas.

$$\text{Balloon final state: } V_2 = (4/3) \pi r^3 = (4/3) \pi 2^3 = 33.51 \text{ m}^3$$

$$m_{2\text{bal}} = \frac{P_2 V_2}{RT_2} = \frac{200 \times 33.51}{0.287 \times 293.15} = \mathbf{79.66 \text{ kg}}$$

$$\text{Tank must have } P_2 \geq 200 \text{ kPa} \Rightarrow m_{2\text{ tank}} \geq P_2 V_{\text{TANK}} / RT_2$$

$$\text{Initial mass must be enough: } m_1 = m_{2\text{bal}} + m_{2\text{ tank}} = P_1 V_1 / R T_1$$

$$P_1 V_{\text{TANK}} / R T_1 = m_{2\text{bal}} + P_2 V_{\text{TANK}} / RT_2 \Rightarrow$$

$$V_{\text{TANK}} = \frac{RTm_{2\text{bal}}}{P_1 - P_2} = \frac{0.287 \times 293.15 \times 79.66}{1000 - 200} = \mathbf{8.377 \text{ m}^3}$$

3.113

A cylinder is fitted with a 10-cm-diameter piston that is restrained by a linear spring (force proportional to distance) as shown in Fig. P3.113. The spring force constant is 80 kN/m and the piston initially rests on the stops, with a cylinder volume of 1 L. The valve to the air line is opened and the piston begins to rise when the cylinder pressure is 150 kPa. When the valve is closed, the cylinder volume is 1.5 L and the temperature is 80°C. What mass of air is inside the cylinder?

Solution:

$$F_s = k_s \Delta x = k_s \Delta V / A_p; \quad V_1 = 1 \text{ L} = 0.001 \text{ m}^3, \quad A_p = \frac{\pi}{4} 0.1^2 = 0.007854 \text{ m}^2$$

$$\text{State 2: } V_2 = 1.5 \text{ L} = 0.0015 \text{ m}^3; \quad T_2 = 80^\circ\text{C} = 353.15 \text{ K}$$

The pressure varies linearly with volume seen from a force balance as:

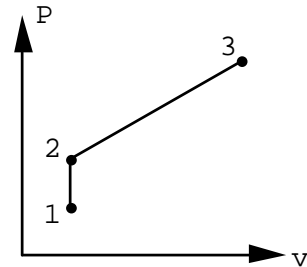
$$P A_p = P_0 A_p + m_p g + k_s (V - V_0) / A_p$$

Between the states 1 and 2 only volume varies so:

$$P_2 = P_1 + \frac{k_s (V_2 - V_1)}{A_p} = 150 + \frac{80 \times 10^3 (0.0015 - 0.001)}{0.007854^2 \times 1000}$$

$$= 798.5 \text{ kPa}$$

$$m = \frac{P_2 V_2}{RT_2} = \frac{798.5 \times 0.0015}{0.287 \times 353.15} = \mathbf{0.012 \text{ kg}}$$



3.114

A 500-L tank stores 100 kg of nitrogen gas at 150 K. To design the tank the pressure must be estimated and three different methods are suggested. Which is the most accurate, and how different in percent are the other two?

- Nitrogen tables, Table B.6
- Ideal gas
- Generalized compressibility chart, Fig. D.1

Solution:

State 1: 150 K, $v = V/m = 0.5/100 = 0.005 \text{ m}^3/\text{kg}$

a) Table B.6, interpolate between 3 & 6 MPa with both at 150 K:

3 MPa : $v = 0.01194 \text{ m}^3/\text{kg}$, 6 MPa : $v = 0.0042485 \text{ m}^3/\text{kg}$

$$P = 3 + (0.005 - 0.01194) \times (6 - 3) / (0.0042485 - 0.01194) = 5.707 \text{ MPa}$$

b) Ideal gas table A.5: $P = \frac{RT}{v} = \frac{0.2968 \times 150}{0.005} = 8.904 \text{ MPa}$

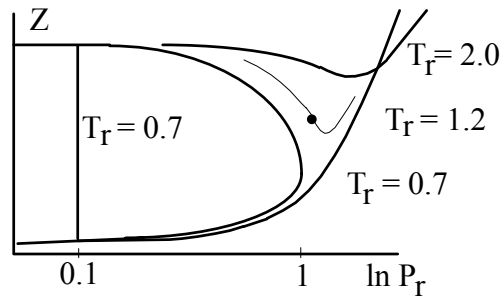
c) Table A.2 $T_c = 126.2 \text{ K}$, $P_c = 3.39 \text{ MPa}$ so $T_r = 150/126.2 = 1.189$

Z is a function of P so it becomes trial and error. Start with $P = 5.7 \text{ MPa}$

$$P_r \cong 1.68 \Rightarrow Z = 0.60 \Rightarrow P = \frac{ZRT}{v} = 5342 \text{ kPa}$$

Now repeat finding the proper Z value.

$$\Rightarrow P_r = 1.58 \Rightarrow Z = 0.62 \Rightarrow P = 5520 \text{ kPa OK}$$



ANSWER: a) is the most accurate with others off by b) 60% c) 1%

3.115

What is the percent error in pressure if the ideal gas model is used to represent the behavior of superheated vapor R-22 at 50°C, 0.03082 m³/kg? What if the generalized compressibility chart, Fig. D.1, is used instead (iterations needed)?

Solution:

Real gas behavior: $P = 900 \text{ kPa}$ from Table B.4.2

Ideal gas constant: $R = \bar{R}/M = 8.31451/86.47 = 0.096155 \text{ kJ/kg K}$

$$P = RT/v = 0.096155 \times (273.15 + 50) / 0.03082$$

$$= \mathbf{1008 \text{ kPa which is 12\% too high}}$$

Generalized chart Fig D.1 and critical properties from A.2:

$$T_r = 323.2/363.3 = 0.875; \quad P_c = 4970 \text{ kPa}$$

Assume $P = 900 \text{ kPa} \Rightarrow P_r = 0.181 \Rightarrow Z \cong 0.905$

$$v = ZRT/P = 0.905 \times 0.096155 \times 323.15 / 900 = 0.03125 \text{ too high}$$

Assume $P = 950 \text{ kPa} \Rightarrow P_r = 0.191 \Rightarrow Z \cong 0.9$

$$v = ZRT/P = 0.9 \times 0.096155 \times 323.15 / 950 = 0.029473 \text{ too low}$$

$$P \cong 900 + (950 - 900) \times \frac{0.03082 - 0.029437}{0.03125 - 0.029437} = \mathbf{938 \text{ kPa} \quad 4.2 \% \text{ high}}$$

Linear Interpolation

3.116

Find the pressure and temperature for saturated vapor R-12 with $v = 0.1 \text{ m}^3/\text{kg}$

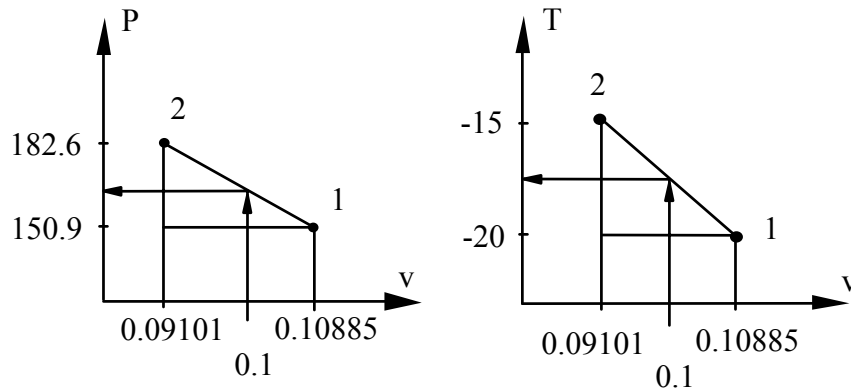
Solution:

Table B.3.1 Look at the saturated vapor column v_g and it is found between -20°C and -15°C . We must then do a linear interpolation between these values.

$$T = -20 + [-15 - (-20)] \frac{0.1 - 0.10885}{0.09101 - 0.10885}$$

$$= -20 + 5 \times 0.4961 = -17.5^\circ\text{C}$$

$$P = 150.9 + (182.6 - 150.9) \times 0.4961 = \mathbf{166.6 \text{ kPa}}$$



To understand the interpolation equation look at the smaller and larger triangles formed in the figure. The ratio of the side of the small triangle in v as $(0.10885 - 0.1)$ to the side of the large triangle $(0.10885 - 0.09101)$ is equal to 0.4961 . This fraction of the total $\Delta P = 182.6 - 150.9$ or $\Delta T = -15 - (-20)$ is added to the lower value to get the desired interpolated result.

3.117

Use a linear interpolation to estimate properties of ammonia to fill out the table below

	P [kPa]	T [°C]	v [m ³ /kg]	x
a)	550			0.75
b)	80	20		
c)		10	0.4	

Solution:

- a) Find the pressures in Table B.2.1 that brackets the given pressure.

$$T = 5 + (10 - 5) \frac{550 - 515.9}{615.2 - 515.9} = 5 + 5 \times 0.341 = \mathbf{6.7\text{ }^\circ\text{C}}$$

$$v_f = 0.001583 + (0.0016 - 0.001583) 0.341 = 0.001589 \text{ m}^3/\text{kg}$$

$$v_g = 0.24299 + (0.20541 - 0.24299) 0.341 = 0.230175 \text{ m}^3/\text{kg}$$

$$v = v_f + xv_{fg} = 0.001589 + 0.75(0.230175 - 0.001589)$$

$$= \mathbf{0.1729 \text{ m}^3/\text{kg}}$$

- b) Interpolate between 50 and 100 kPa to get properties at 80 kPa

$$v = 2.8466 + (1.4153 - 2.8466) \frac{80 - 50}{100 - 50}$$

$$= 2.8466 + (-1.4313) \times 0.6 = \mathbf{1.9878 \text{ m}^3/\text{kg}}$$

x: Undefined

- c) Table B.2.1: $v > v_g$ so the it is superheated vapor.

Table B.2.2 locate state between 300 and 400 kPa.

$$P = 300 + (400 - 300) \frac{0.4 - 0.44251}{0.32701 - 0.44251}$$

$$= 300 + 100 \times 0.368 = \mathbf{336.8 \text{ kPa}}$$

x: Undefined

3.118

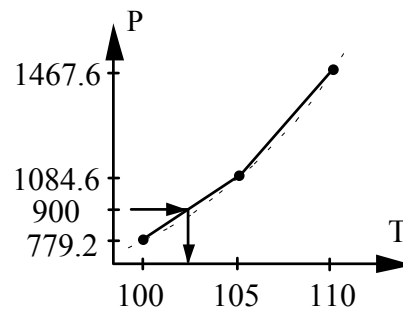
Use a linear interpolation to estimate T_{sat} at 900 kPa for nitrogen. Sketch by hand the curve $P_{\text{sat}}(T)$ by using a few table entries around 900 kPa from table B.6.1. Is your linear interpolation over or below the actual curve?

Solution:

The 900 kPa in Table B.6.1 is located between 100 and 105 K.

$$\begin{aligned} T &= 100 + (105 - 100) \frac{900 - 779.2}{1084.6 - 779.2} \\ &= 100 + 5 \times 0.3955 = \mathbf{102 \text{ K}} \end{aligned}$$

The actual curve has a positive second derivative (it curves up) so T is slightly underestimated by use of the chord between the 100 K and the 105 K points, as the chord is above the curve.



3.119

Use a double linear interpolation to find the pressure for superheated R-134a at 13°C with $v = 0.3 \text{ m}^3/\text{kg}$.

Solution:

Table B.5.2: Superheated vapor

At 10°C, 0.3 m³/kg

$$P = 50 + (100 - 50) \times \frac{0.3 - 0.45608}{0.22527 - 0.45608} = 83.8 \text{ kPa}$$

At 20°C, 0.3 m³/kg

$$P = 50 + (100 - 50) \times \frac{0.3 - 0.47287}{0.23392 - 0.47287} = 86.2 \text{ kPa}$$

Interpolating at 13°C,

$$P = 83.8 + (3/10) \times (86.2 - 83.8) = \mathbf{84.5 \text{ kPa}}$$

This could also be interpolated as following:

$$\text{At } 13^\circ\text{C, } 50 \text{ kPa, } \quad v = 0.45608 + (3/10) \times 0.0168 = 0.4611 \text{ m}^3/\text{kg}$$

$$\text{At } 13^\circ\text{C, } 100 \text{ kPa, } \quad v = 0.22527 + (3/10) \times 0.0087 = 0.2279 \text{ m}^3/\text{kg}$$

Interpolating at 0.3 m³/kg.

$$P = 50 + (100 - 50) \times \frac{0.1611}{0.2332} = \mathbf{84.5 \text{ kPa}}$$

3.120

Find the specific volume of ammonia at 140 kPa and 0°C.

Solution:

The state is superheated vapor in Table B.2.2 between 100 and 150 kPa.

$$\begin{aligned}v &= 1.3136 + (0.8689 - 1.3136) \frac{140 - 100}{150 - 100} \\ &= 1.3136 + (-0.4447) \times 0.8 = \mathbf{0.9578 \text{ m}^3/\text{kg}}\end{aligned}$$

3.121

Find the pressure of water at 200°C and specific volume of 1.5 m³/kg.

Solution:

Table B.1.1: $v > v_g$ so that it is superheated vapor.

Table B.1.3: Between 100 kPa and 200 kPa

$$P = 100 + (200 - 100) \frac{1.5 - 2.17226}{1.08034 - 2.17226} = \mathbf{161.6 \text{ kPa}}$$

Computer Tables

3.122

Use the computer software to find the properties for water at the 4 states in Problem 3.33

Start the software, click the tab for water as the substance, and click the small calculator icon. Select the proper CASE for the given properties.

	CASE	RESULT
a)	1 (T, P)	Compressed liquid, $x = \text{undefined}$, $v = 0.001002$
b)	5 (P, v)	Two-phase, $T = 151.9^\circ\text{C}$, $x = 0.5321$
c)	1 (T, P)	Sup. vapor, $x = \text{undefined}$, $v = 0.143 \text{ m}^3/\text{kg}$
d)	4 (T, x)	$P = P_{\text{sat}} = 8581 \text{ kPa}$, $v = 0.01762 \text{ m}^3/\text{kg}$

3.123

Use the computer software to find the properties for ammonia at the 2 states listed in Problem 3.37

Start the software, click the tab for cryogenic substances, and click the tab for the substance ammonia. Then click the small calculator icon and select the proper CASE for the given properties.

	CASE	RESULT
a)	2 (T, v)	Sup. vapor, $x = \text{undefined}$, $P = 1200 \text{ kPa}$
b)	4 (T, x)	Two-phase, $P = 2033 \text{ kPa}$, $v = 0.03257 \text{ m}^3/\text{kg}$
c)	1 (T, P)	Compressed liquid, $x = \text{undefined}$, $v = 0.001534 \text{ m}^3/\text{kg}$
d)	No (v, x) entry so use 4 (T, x) OR 8 (P, x) several times	
		$T = 19.84^\circ\text{C}$, $P = 853.1 \text{ kPa}$
		$T = 19.83^\circ\text{C}$, $P = 852.9 \text{ kPa}$

3.124

Use the computer software to find the properties for ammonia at the 3 states listed in Problem 3.117

Start the software, click the tab for cryogenic substances, select ammonia and click the small calculator icon. Select the proper CASE for the given properties.

	CASE	RESULT
a)	8 (P, x)	$T = 6.795^{\circ}\text{C}$, $v = 0.1719 \text{ m}^3/\text{kg}$
b)	1 (T, P)	Sup. vapor, $x = \text{undefined}$, $v = 1.773 \text{ m}^3/\text{kg}$
c)	2 (T, v)	Sup. vapor, $x = \text{undefined}$, $P = 330.4 \text{ kPa}$

3.125

Find the value of the saturated temperature for nitrogen by linear interpolation in table B.6.1 for a pressure of 900 kPa. Compare this to the value given by the computer software.

The 900 kPa in Table B.6.1 is located between 100 and 105 K.

$$T = 100 + (105 - 100) \frac{900 - 779.2}{1084.6 - 779.2}$$

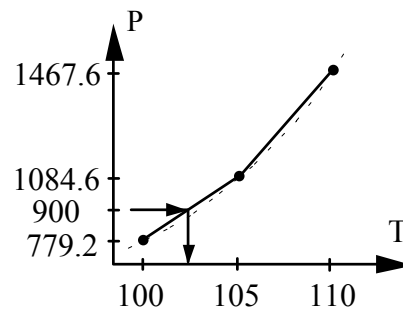
$$= 100 + 5 \times 0.3955 = 101.98 \text{ K}$$

The actual curve has a positive second derivative (it curves up) so T is slightly underestimated by use of the chord between the 100 K and the 105 K points, as the chord is above the curve.

From the computer software:

$$\text{CASE: } 8 \text{ (P,x)} \quad T = -171^\circ\text{C} = 102.15 \text{ K}$$

So we notice that the curvature has only a minor effect.



3.126

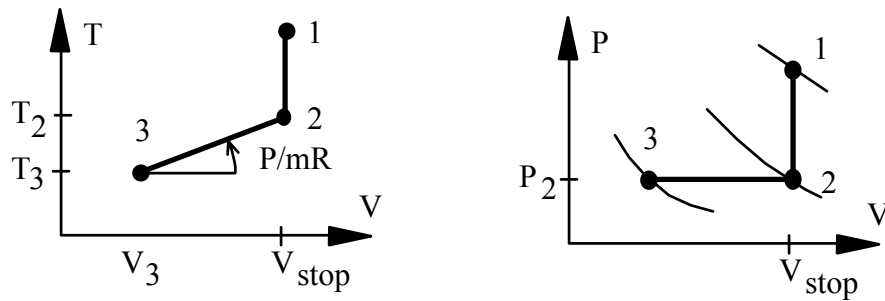
Write a computer program that lists the states P, T, and v along the process curve in Problem 3.111

State 1: 250 kPa, $300^{\circ}\text{C} = 573\text{ K}$

State 2: 162.5 kPa, 372.5 K

State 3: 162.5 kPa, 293 K

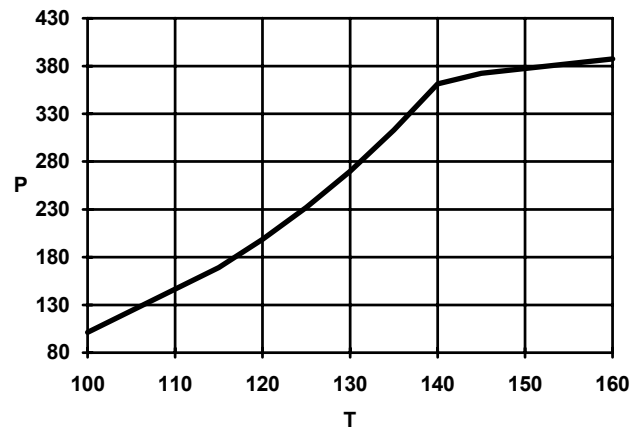
Since we have an ideal gas the relations among the pressure, temperature and the volume are very simple. The process curves are shown in the figure below.



3.127

Use the computer software to sketch the variation of pressure with temperature in Problem 3.41. Extend the curve a little into the single-phase region.

P was found for a number of temperatures. A small table of (P, T) values were entered into a spreadsheet and a graph made as shown below. The superheated vapor region is reached at about 140°C and the graph shows a small kink at that point.



**SOLUTION MANUAL
ENGLISH UNIT PROBLEMS
CHAPTER 3**

SONNTAG • BORGNAKKE • VAN WYLEN



FUNDAMENTALS
of
Thermodynamics
Sixth Edition

CHAPTER 3

SUBSECTION	PROB NO.
Concept-Study Guide Problems	128-132
Phase diagrams	133-134
General Tables	135-145
Ideal Gas	146-148
Compressibility Factor	149, 157, 158
Review Problems	150-156

Correspondence table

The correspondence between the problem set in this sixth edition versus the problem set in the 5th edition text. Problems that are new are marked new and the SI number refers to the corresponding SI unit problem.

New	5th Ed.	SI	New	5th Ed.	SI
128	new	5	143	77E	53
129	new	7	144	new	62
130	new	9	145	79E	58
131	new	11	146	62E	69
132	new	17	147	new	65
133	new	23	148	69E c+d 70E d	-
134	61E	27	149	72E	81
135	68E a-c	30	150	64E	113
136	68E d-f	30	151	new	74
137	new	40	152	81E	49
138	70E	36	153	new	99
139	73E	47	154	71E	95
140	74E	41	155	80E	61
141	new	44	156	83E	106
142	76E	51	157	65E	89
			158	66E	-

Concept Problems

3.128E

Cabbage needs to be cooked (boiled) at 250 F. What pressure should the pressure cooker be set for?

Solution:

If I need liquid water at 250 F I must have a pressure that is at least the saturation pressure for this temperature.

Table F.7.1: 250 F $P_{\text{sat}} = \mathbf{29.823 \text{ psia}}$.

3.129E

If I have 1 ft³ of ammonia at 15 psia, 60 F how much mass is that?

Ammonia Tables F.8:

F.8.1 $P_{\text{sat}} = 107.64 \text{ psia}$ at 60 F so superheated vapor.

F.8.2 $v = 21.5641 \text{ ft}^3/\text{lbm}$ under subheading 15 psia

$$m = \frac{V}{v} = \frac{1 \text{ ft}^3}{21.5641 \text{ ft}^3/\text{lbm}} = \mathbf{0.0464 \text{ lbm}}$$

3.130E

For water at 1 atm with a quality of 10% find the volume fraction of vapor.

This is a two-phase state at a given pressure:

Table F.7.2: $v_f = 0.01672 \text{ ft}^3/\text{lbm}$, $v_g = 26.8032 \text{ ft}^3/\text{lbm}$

From the definition of quality we get the masses from total mass, m , as

$$m_f = (1 - x) m, \quad m_g = x m$$

The volumes are

$$V_f = m_f v_f = (1 - x) m v_f, \quad V_g = m_g v_g = x m v_g$$

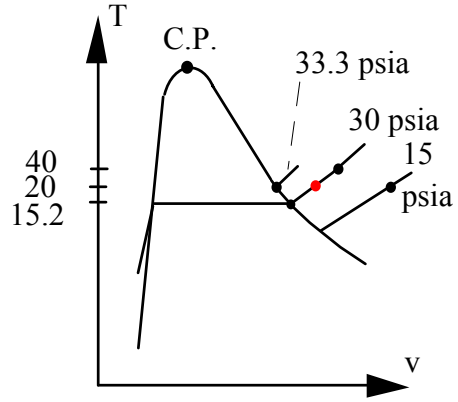
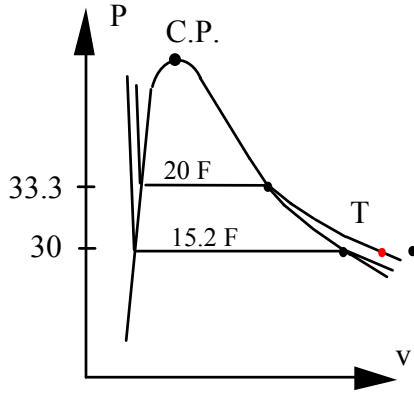
So the volume fraction of vapor is

$$\begin{aligned} \text{Fraction} &= \frac{V_g}{V} = \frac{V_g}{V_g + V_f} = \frac{x m v_g}{x m v_g + (1 - x) m v_f} \\ &= \frac{0.1 \times 26.8032}{0.1 \times 26.8032 + 0.9 \times 0.01672} = \frac{2.68032}{2.69537} = \mathbf{0.9944} \end{aligned}$$

Notice that the liquid volume is only about 0.5% of the total. We could also have found the overall $v = v_f + x v_{fg}$ and then $V = m v$.

3.131E

Locate the state of R-134a at 30 psia, 20 F. Indicate in both the P-v and the T-v diagrams the location of the nearest states listed in the printed table F.10



3.132E

Calculate the ideal gas constant for argon and hydrogen based on Table F.1 and verify the value with Table F.4

The gas constant for a substance can be found from the universal gas constant from table A.1 and the molecular weight from Table F.1

$$\text{Argon:} \quad R = \frac{\bar{R}}{M} = \frac{1.98589}{39.948} = \mathbf{0.04971} \frac{\text{Btu}}{\text{lbm R}} = \mathbf{38.683} \frac{\text{lbf-ft}}{\text{lbm R}}$$

$$\text{Hydrogen:} \quad R = \frac{\bar{R}}{M} = \frac{1.98589}{2.016} = \mathbf{0.98506} \frac{\text{Btu}}{\text{lbm R}} = \mathbf{766.5} \frac{\text{lbf-ft}}{\text{lbm R}}$$

Recall from Table A.1: 1 Btu = 778.1693 lbf-ft

Phase Diagrams

3.133E

Water at 80 F can exist in different phases dependent on the pressure. Give the approximate pressure range in lbf/in² for water being in each one of the three phases, vapor, liquid or solid.

Solution:

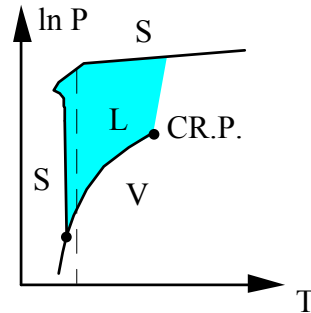
The phases can be seen in Fig. 3.7, a sketch of which is shown to the right.

$$T = 80 \text{ F} = 540 \text{ R} = 300 \text{ K}$$

From Fig. 3.7:

$$P_{VL} \approx 4 \times 10^{-3} \text{ MPa} = 4 \text{ kPa} = 0.58 \text{ psia},$$

$$P_{LS} = 10^3 \text{ MPa} = 145\,038 \text{ psia}$$



0 < P < 0.58 psia	VAPOR
0.58 psia < P < 145 038 psia	LIQUID
P > 145 038 psia	SOLID(ICE)

3.134E

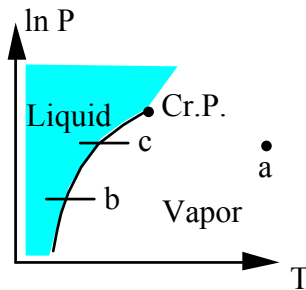
A substance is at 300 lbf/in.², 65 F in a rigid tank. Using only the critical properties can the phase of the mass be determined if the substance is nitrogen, water or propane?

Solution: Find state relative to the critical point properties, Table F.1

- | | | | |
|----|----------|---------------------------|----------|
| a) | Nitrogen | 492 lbf/in. ² | 227.2 R |
| b) | Water | 3208 lbf/in. ² | 1165.1 R |
| c) | Propane | 616 lbf/in. ² | 665.6 R |

$P < P_c$ for all and $T = 65 F = 65 + 459.67 = 525 R$

- | | | | |
|----|-------------------------------|-------------|-------------------------------|
| a) | N ₂ | $T \gg T_c$ | Yes gas and $P < P_c$ |
| b) | H ₂ O | $T \ll T_c$ | $P \ll P_c$ so you cannot say |
| c) | C ₃ H ₈ | $T < T_c$ | $P < P_c$ you cannot say |



General Tables

3.135E

Determine whether water at each of the following states is a compressed liquid, a superheated vapor, or a mixture of saturated liquid and vapor.

Solution: All cases can be seen from Table F.7.1

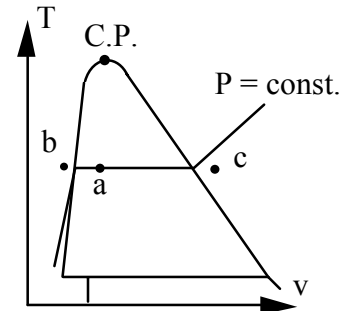
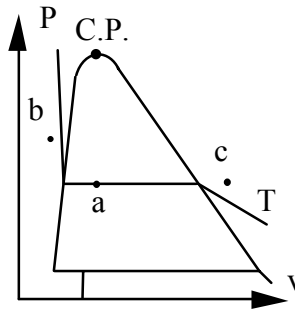
a. 1800 lbf/in.², 0.03 ft³/lbm

$v_g = 0.2183$, $v_f = 0.02472$ ft³/lbm, so **liquid + vapor mixture**

b. 150 lbf/in.², 320 F: **compressed liquid** $P > P_{\text{sat}}(T) = 89.6$ lbf/in.²

c. 380 F, 3 ft³/lbm: **sup. vapor** $v > v_g(T) = 2.339$ ft³/lbm

States shown are placed relative to the two-phase region, not to each other.



3.136E

Determine whether water at each of the following states is a compressed liquid, a superheated vapor, or a mixture of saturated liquid and vapor.

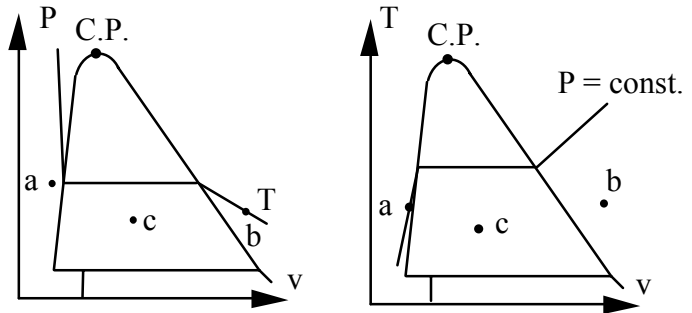
Solution: All cases can be seen from Table F.7.1

a. 2 lbf/in.², 50 F: **compressed liquid** $P > P_{\text{sat}}(T) = 0.178$

b. 270 F, 30 lbf/in.²: **sup. vapor** $P < P_{\text{sat}}(T) = 41.85 \text{ lbf/in}^2$

c. 160 F, 10 ft³/lbm
 $v_g = 77.22$, $v_f = 0.0164 \text{ ft}^3/\text{lbm}$, so **liquid + vapor mixture**

States shown are placed relative to the two-phase region, not to each other.



3.137E

Give the phase and the missing property of P, T, v and x.

- R-134a T = -10 F, P = 18 psia
- R-134a P = 50 psia, v = 1.3 ft³/lbm
- NH₃ T = 120 F, v = 0.9 ft³/lbm
- NH₃ T = 200 F, v = 11 ft³/lbm

Solution:

- a. Look in Table F.10.1 at -10 F: P > P_{sat} = 16.76 psia

This state is compressed liquid so x is undefined and

$$v = v_f = 0.01173 \text{ ft}^3/\text{lbm}$$

- b. Look in Table F.10.1 close to 50 psia there we see

$$v > v_g = 0.95 \text{ ft}^3/\text{lbm} \text{ so } \mathbf{\text{superheated vapor}}$$

Look then in Table F.10.2 under 50 psia which is not printed so we must interpolate between the 40 and 60 psia sections.

$$(60 \text{ psia}, 1.3 \text{ ft}^3/\text{lbm}) : T = 300 \text{ F}$$

$$(40 \text{ psia}, 1.3 \text{ ft}^3/\text{lbm}) : T = 66.6 \text{ F}$$

Linear interpolation between these gives T = 183 F for a better accuracy we must use the computer software.

- c. Look in Table F.8.1 at 120 F: v < v_g = 1.0456 ft³/lbm so **two-phase**

$$P = P_{\text{sat}} = \mathbf{286.5 \text{ psia}}$$

$$x = \frac{v - v_f}{v_{fg}} = \frac{0.9 - 0.02836}{1.0172} = \mathbf{0.8569}$$

- d. Look in Table F.8.1 at 200 F: v > v_g = 0.3388 ft³/lbm so **sup. vapor**

Look in Table F.8.2 start anywhere say at

$$15 \text{ psia}, 200 \text{ F} \text{ there we see } v = 27.6 \text{ ft}^3/\text{lbm} \text{ so } P \text{ larger}$$

We can bracket the state between 35 and 40 psia so we get

$$P = 35 + 5 \frac{11 - 11.74}{10.2562 - 11.74} = \mathbf{37.494 \text{ psia}}$$

3.138E

Give the phase and the specific volume.

Solution:

a. R-22 $T = -10$ F, $P = 30$ lbf/in.² Table C.10.1 $P < P_{\text{sat}} = 31.2$ psia

$$\Rightarrow \text{sup.vap. } v \cong 1.7439 + \frac{-10+11.71}{11.71} (1.7997 - 1.7439) = \mathbf{1.752 \text{ ft}^3/\text{lbm}}$$

b. R-22 $T = -10$ F, $P = 40$ lbf/in.² Table C.10.1 $P_{\text{sat}} = 31.2$ psia

$$P > P_{\text{sat}} \Rightarrow \text{compressed Liquid } v \cong v_f = \mathbf{0.01178 \text{ ft}^3/\text{lbm}}$$

c. H₂O $T = 280$ F, $P = 35$ lbf/in.² Table C.8.1 $P < P_{\text{sat}} = 49.2$ psia

$$\Rightarrow \text{sup.vap } v \cong 21.734 + (10.711 - 21.734) \times (15/20) = \mathbf{1.0669 \text{ ft}^3/\text{lbm}}$$

d. NH₃ $T = 60$ F, $P = 15$ lbf/in.² Table C.9.1 $P_{\text{sat}} = 107.6$ psia

$$P < P_{\text{sat}} \Rightarrow \text{sup.vap } v \cong \mathbf{21.564 \text{ ft}^3/\text{lbm}}$$

3.139E

A water storage tank contains liquid and vapor in equilibrium at 220 F. The distance from the bottom of the tank to the liquid level is 25 ft. What is the absolute pressure at the bottom of the tank?

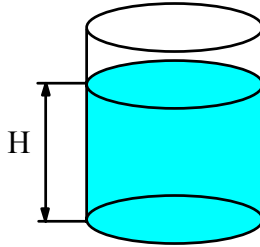
Solution:

Table F.7.1: $v_f = 0.01677 \text{ ft}^3/\text{lbm}$

$$\Delta P = \frac{\rho l}{v_f} = \frac{32.174 \times 25}{32.174 \times 0.01677 \times 144} = 10.35 \text{ lbf/in}^2$$

Since we have a two-phase mixture the vapor pressure is the saturated P_{sat} so

$$P = P_{\text{sat}} + \Delta P = 17.189 + 10.35 = \mathbf{27.54 \text{ lbf/in}^2}$$



3.141E

You want a pot of water to boil at 220 F. How heavy a lid should you put on the 6 inch diameter pot when $P_{\text{atm}} = 14.7$ psia?

Solution:

Table F.7.1 at 220 F : $P_{\text{sat}} = 17.189$ psia


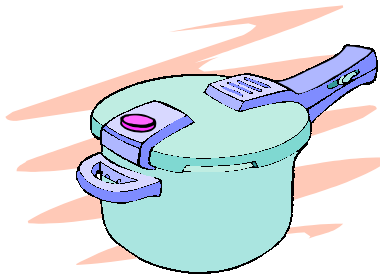
$$A = \frac{\pi}{4} D^2 = \frac{\pi}{4} 6^2 = 28.274 \text{ in}^2$$

$$\begin{aligned} F_{\text{net}} &= (P_{\text{sat}} - P_{\text{atm}}) A = (17.189 - 14.7) (\text{lbf/in}^2) \times 28.274 \text{ in}^2 \\ &= 70.374 \text{ lbf} \end{aligned}$$

$$F_{\text{net}} = m_{\text{lid}} g$$

$$m_{\text{lid}} = F_{\text{net}}/g = \frac{70.374 \text{ lbf}}{32.174 \text{ ft/s}^2} = \frac{70.374 \times 32.174 \text{ lbf ft/s}^2}{32.174 \text{ ft/s}^2} = \mathbf{70.374 \text{ lbf}}$$

Some lids are clamped on, the problem deals with one that stays on due to its weight.



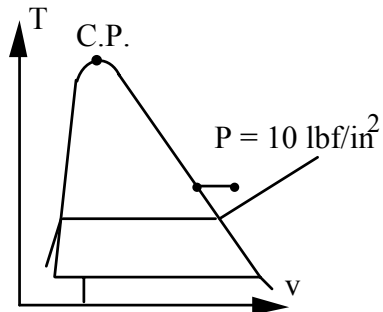
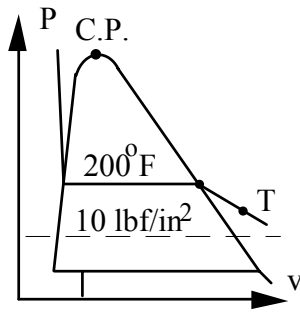
3.142E

Saturated water vapor at 200 F has its pressure decreased to increase the volume by 10%, keeping the temperature constant. To what pressure should it be expanded?

Solution:

$$v = 1.1 \times v_g = 1.1 \times 33.63 = 36.993 \text{ ft}^3/\text{lbm}$$

Interpolate between sat. at 200 F and sup. vapor in Table F.7.2 at
 200 F, 10 lbf/in² **P ≈ 10.54 lbf/in²**



3.143E

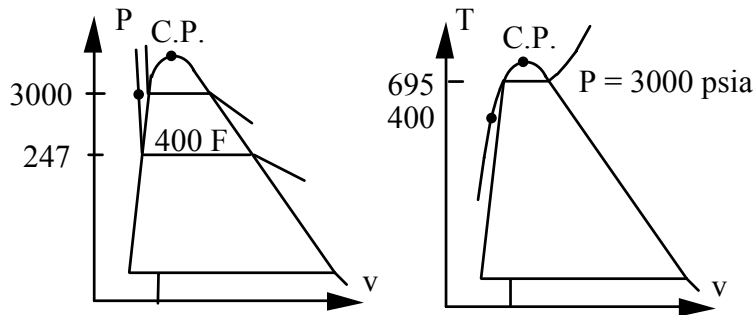
A boiler feed pump delivers $100 \text{ ft}^3/\text{min}$ of water at 400 F , $3000 \text{ lbf}/\text{in}^2$. What is the mass flowrate (lbm/s)? What would be the percent error if the properties of saturated liquid at 400 F were used in the calculation? What if the properties of saturated liquid at $3000 \text{ lbf}/\text{in}^2$ were used?

Solution: Table F.7.3: $v = 0.0183 \text{ ft}^3/\text{lbm}$ (interpolate 2000-8000 psia)

$$\dot{m} = \frac{\dot{V}}{v} = \frac{100}{60 \times 0.018334} = 91.07 \text{ lbm}/\text{s}$$

$$v_f(400 \text{ F}) = 0.01864 \Rightarrow \dot{m} = 89.41 \text{ lbm}/\text{s} \text{ error } 1.8\%$$

$$v_f(3000 \text{ lbf}/\text{in}^2) = 0.03475 \text{ ft}^3/\text{lbm} \Rightarrow \dot{m} = 47.96 \text{ lbm}/\text{s} \text{ error } 47\%$$



3.144E

A pressure cooker has the lid screwed on tight. A small opening with $A = 0.0075 \text{ in}^2$ is covered with a petcock that can be lifted to let steam escape. How much mass should the petcock have to allow boiling at 250 F with an outside atmosphere at 15 psia?

Solution:


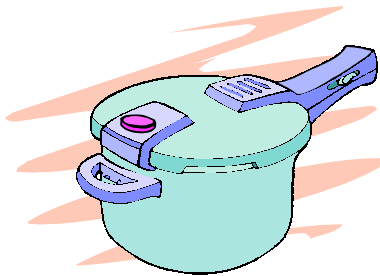
$$\text{Table F.7.1 at 250 F:} \quad P_{\text{sat}} = 29.823 \text{ psia}$$

$$F_{\text{net}} = (P_{\text{sat}} - P_{\text{atm}}) A = (29.823 - 15) \text{ psia} \times 0.0075 \text{ in}^2 \\ = 0.111 \text{ lbf}$$

$$F_{\text{net}} = m_{\text{petcock}} g$$

$$m_{\text{petcock}} = F_{\text{net}}/g = \frac{0.111 \text{ lbf}}{32.174 \text{ ft/s}^2} = \frac{0.111 \times 32.174 \text{ lbf ft/s}^2}{32.174 \text{ ft/s}^2} = \mathbf{0.111 \text{ lbf}}$$

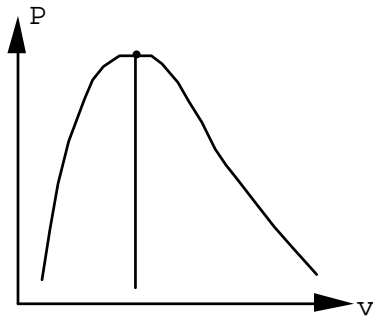
Some petcocks are held down by a spring, the problem deals with one that stays on due to its weight.



3.145E

A steel tank contains 14 lbm of propane (liquid + vapor) at 70 F with a volume of 0.25 ft^3 . The tank is now slowly heated. Will the liquid level inside eventually rise to the top or drop to the bottom of the tank? What if the initial mass is 2 lbm instead of 14 lbm?

Solution:



Constant volume and mass

$$v_2 = v_1 = V/m = 0.25/14 = 0.01786 \text{ ft}^3/\text{lbm}$$

$$v_c = 3.2/44.097 = 0.07256 \text{ ft}^3/\text{lbm}$$

$v_2 < v_c$ so eventually sat. liquid

\Rightarrow **level rises**

If $v_2 = v_1 = 0.25/2 = 0.125 > v_c$

Now sat. vap. is reached so **level drops**

Ideal Gas**3.146E**

A cylindrical gas tank 3 ft long, inside diameter of 8 in., is evacuated and then filled with carbon dioxide gas at 77 F. To what pressure should it be charged if there should be 2.6 lbm of carbon dioxide?

Solution:

Assume CO₂ is an ideal gas table F.4: $P = mRT/V$

$$V_{\text{cyl}} = A \times L = \frac{\pi}{4} (8)^2 \times 3 \times 12 = 1809.6 \text{ in}^3$$

$$P = \frac{2.6 \times 35.1 \times (77 + 459.67) \times 12}{1809.6} = \mathbf{324.8 \text{ lbf/in}^2}$$

3.147E

A spherical helium balloon of 30 ft in diameter is at ambient T and P, 60 F and 14.69 psia. How much helium does it contain? It can lift a total mass that equals the mass of displaced atmospheric air. How much mass of the balloon fabric and cage can then be lifted?

$$V = \frac{\pi}{6} D^3 = \frac{\pi}{6} 30^3 = 14\,137 \text{ ft}^3$$

$$\begin{aligned} m_{\text{He}} &= \rho V = \frac{V}{v} = \frac{PV}{RT} \\ &= \frac{14.69 \times 14\,137 \times 144}{386.0 \times 520} = 148.99 \text{ lbm} \end{aligned}$$

$$\begin{aligned} m_{\text{air}} &= \frac{PV}{RT} = \frac{14.69 \times 14\,137 \times 144}{53.34 \times 520} \\ &= 1078 \text{ lbm} \end{aligned}$$

$$m_{\text{lift}} = m_{\text{air}} - m_{\text{He}} = 1078 - 149 = \mathbf{929 \text{ lbm}}$$



3.148E

Give the phase and the specific volume for each of the following.

Solution:

a. CO_2 $T = 510 \text{ F}$ $P = 75 \text{ lbf/in.}^2$ Table F.4

superheated vapor ideal gas

$$v = RT/P = \frac{35.1 \times (510 + 459.7)}{75 \times 144} = \mathbf{3.152 \text{ ft}^3/\text{lbm}}$$

b. Air $T = 68 \text{ F}$ $P = 2 \text{ atm}$ Table F.4

superheated vapor ideal gas

$$v = RT/P = \frac{53.34 \times (68 + 459.7)}{2 \times 14.6 \times 144} = \mathbf{6.6504 \text{ ft}^3/\text{lbm}}$$

c. Ar $T = 300 \text{ F}$, $P = 30 \text{ lbf/in.}^2$ Table F.4

Ideal gas: $v = RT/P = 38.68 (300 + 459.7) / (30 \times 144) = \mathbf{6.802 \text{ ft}^3/\text{lbm}}$

Review Problems**3.149E**

What is the percent error in specific volume if the ideal gas model is used to represent the behavior of superheated ammonia at 100 F, 80 lbf/in.²? What if the generalized compressibility chart, Fig. D.1, is used instead?

Solution:

Ammonia Table F.8.2: $v = 4.186 \text{ ft}^3/\text{lbm}$

Ideal gas $v = \frac{RT}{P} = \frac{90.72 \times 559.7}{80 \times 144} = 4.4076 \text{ ft}^3/\text{lbm}$ **5.3% error**

Generalized compressibility chart and Table D.4

$T_r = 559.7/729.9 = 0.767$, $P_r = 80/1646 = 0.0486 \Rightarrow Z \cong 0.96$

$v = ZRT/P = 0.96 \times 4.4076 = 4.231 \text{ ft}^3/\text{lbm}$ **1.0% error**

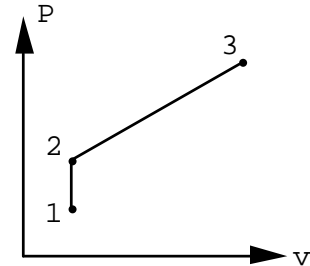
3.150E

A cylinder is fitted with a 4-in.-diameter piston that is restrained by a linear spring (force proportional to distance) as shown in Fig. P3.16. The spring force constant is 400 lbf/in. and the piston initially rests on the stops, with a cylinder volume of 60 in.³. The valve to the air line is opened and the piston begins to rise when the cylinder pressure is 22 lbf/in.². When the valve is closed, the cylinder volume is 90 in.³ and the temperature is 180 F. What mass of air is inside the cylinder?

Solution: $V_1 = V_2 = 60 \text{ in}^3$; $A_p = \frac{\pi}{4} \times 4^2 = 12.566 \text{ in}^2$

$P_2 = 22 \text{ lbf/in}^2$; $V_3 = 90 \text{ in}^3$, $T_3 = 180^\circ\text{F} = 639.7 \text{ R}$

Linear spring: $P_3 = P_2 + \frac{k_s(V_3 - V_2)}{A_p^2}$
 $= 22 + \frac{400}{12.566^2} (90 - 60) = 98 \text{ lbf/in}^2$



$$m = \frac{P_3 V_3}{RT_3} = \frac{98 \times 90}{12 \times 53.34 \times 639.7} = \mathbf{0.02154 \text{ lbm}}$$

3.151E

A 35 ft³ rigid tank has propane at 15 psia, 540 R and connected by a valve to another tank of 20 ft³ with propane at 40 psia, 720 R. The valve is opened and the two tanks come to a uniform state at 600 R. What is the final pressure?

Solution:

Propane is an ideal gas ($P \ll P_c$) with $R = 35.04$ ft-lbf/lbm R from Tbl. F.4

$$m_A = \frac{P_A V_A}{RT_A} = \frac{15 \times 35 \times 144}{35.04 \times 540} = 3.995 \text{ lbm}$$

$$m_B = \frac{P_B V_B}{RT_B} = \frac{40 \times 20 \times 144}{35.04 \times 720} = 4.566 \text{ lbm}$$

$$V_2 = V_A + V_B = 55 \text{ ft}^3$$

$$m_2 = m_A + m_B = 8.561 \text{ lbm}$$

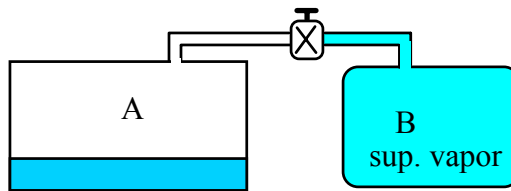
$$P_2 = \frac{m_2 R T_2}{V_2} = \frac{8.561 \times 35.04 \times 600}{55 \times 144} = \mathbf{22.726 \text{ psia}}$$

3.152E

Two tanks are connected together as shown in Fig. P3.49, both containing water. Tank A is at 30 lbf/in.^2 , $v = 8 \text{ ft}^3/\text{lbm}$, $V = 40 \text{ ft}^3$ and tank B contains 8 lbm at 80 lbf/in.^2 , 750 F . The valve is now opened and the two come to a uniform state. Find the final specific volume.

Solution:

Control volume both tanks. Constant total volume and mass process.



$$\text{State A1: } (P, v) \quad \text{two-phase,} \quad m_A = V_A/v_A = 40/8 = 5 \text{ lbm}$$

$$\text{State B1: } (P, T) \quad \text{Table F.7.2:} \quad v_B = (8.561 + 9.322)/2 = 8.9415$$

$$\Rightarrow V_B = m_B v_B = 8 \times 8.9415 = 71.532 \text{ ft}^3$$

$$\text{Final state:} \quad m_{\text{tot}} = m_A + m_B = 5 + 8 = 13 \text{ lbm}$$

$$V_{\text{tot}} = V_A + V_B = 111.532 \text{ ft}^3$$

$$v_2 = V_{\text{tot}}/m_{\text{tot}} = 111.532/13 = \mathbf{8.579 \text{ ft}^3/\text{lbm}}$$

3.153E

A 35 ft³ rigid tank has air at 225 psia and ambient 600 R connected by a valve to a piston cylinder. The piston of area 1 ft² requires 40 psia below it to float, Fig. P3.99. The valve is opened and the piston moves slowly 7 ft up and the valve is closed. During the process air temperature remains at 600 R. What is the final pressure in the tank?

$$m_A = \frac{P_A V_A}{RT_A} = \frac{225 \times 35 \times 144}{53.34 \times 600} = 35.433 \text{ lbm}$$

$$m_{B2} - m_{B1} = \frac{\Delta V_A}{v_B} = \frac{\Delta V_B P_B}{RT} = \frac{1 \times 7 \times 40 \times 144}{53.34 \times 600} = 1.26 \text{ lbm}$$

$$m_{A2} = m_A - (m_{B2} - m_{B1}) = 35.433 - 1.26 = 34.173 \text{ lbm}$$

$$P_{A2} = \frac{m_{A2} RT}{V_A} = \frac{34.173 \times 53.34 \times 600}{35 \times 144} = \mathbf{217 \text{ psia}}$$

3.154E

Give the phase and the missing properties of P , T , v and x . These may be a little more difficult if the appendix tables are used instead of the software.

Solution:

- a. R-22 at $T = 50$ F, $v = 0.6$ ft³/lbm: Table F.9.1 $v > v_g$
sup. vap. F.9.2 interpolate between sat. and sup. vap at 50 F.
 $P \cong 98.73 + (0.6 - 0.5561)(80 - 98.73)/(0.708 - 0.5561) = \mathbf{93.3 \text{ lbf/in}^2}$
- b. H₂O $v = 2$ ft³/lbm, $x = 0.5$: Table F.7.1
 since v_f is so small we find it approximately where $v_g = 4$ ft³/lbm.
 $v_f + v_g = 4.3293$ at 330 F, $v_f + v_g = 3.80997$ at 340 F.
 linear interpolation $T \cong \mathbf{336 \text{ F}}$, $P \cong \mathbf{113 \text{ lbf/in}^2}$
- c. H₂O $T = 150$ F, $v = 0.01632$ ft³/lbm: Table F.7.1, $v < v_f$
compr. liquid $P \cong \mathbf{500 \text{ lbf/in}^2}$
- d. NH₃ $T = 80$ F, $P = 13$ lbf/in.² Table F.8.1 $P < P_{\text{sat}}$
sup. vap. interpolate between 10 and 15 psia: $v = \mathbf{26.97 \text{ ft}^3/\text{lbm}}$
 v is not linear in P (more like $1/P$) so computer table is more accurate.
- e. R-134a $v = 0.08$ ft³/lbm, $x = 0.5$: Table F.10.1
 since v_f is so small we find it approximately where $v_g = 0.16$ ft³/lbm.
 $v_f + v_g = 0.1729$ at 150 F, $v_f + v_g = 0.1505$ at 160 F.
 linear interpolation $T \cong \mathbf{156 \text{ F}}$, $P \cong \mathbf{300 \text{ lbf/in}^2}$

3.155E

A pressure cooker (closed tank) contains water at 200 F with the liquid volume being 1/10 of the vapor volume. It is heated until the pressure reaches 300 lbf/in.². Find the final temperature. Has the final state more or less vapor than the initial state?

Solution:

Process: Constant volume and mass.

$$V_f = m_f v_f = V_g/10 = m_g v_g/10; \quad \text{Table F.7.1: } v_f = 0.01663, \quad v_g = 33.631$$

$$x_1 = \frac{m_g}{m_g + m_f} = \frac{10 m_f v_f / v_g}{m_f + 10 m_f v_f / v_g} = \frac{10 v_f}{10 v_f + v_g} = \frac{0.1663}{0.1663 + 33.631} = 0.00492$$

$$v_2 = v_1 = 0.01663 + x_1 \times 33.615 = 0.1820 \text{ ft}^3/\text{lbm}$$

$$P_2, v_2 \Rightarrow T_2 = T_{\text{sat}} = \mathbf{417.43 \text{ F}}$$

$$0.1820 = 0.01890 + x_2 \times 1.5286$$

$$x_2 = \mathbf{0.107} \text{ more vapor than state 1.}$$

3.156E

Refrigerant-22 in a piston/cylinder arrangement is initially at 120 F, $x = 1$. It is then expanded in a process so that $P = Cv^{-1}$ to a pressure of 30 lbf/in.². Find the final temperature and specific volume.

Solution:

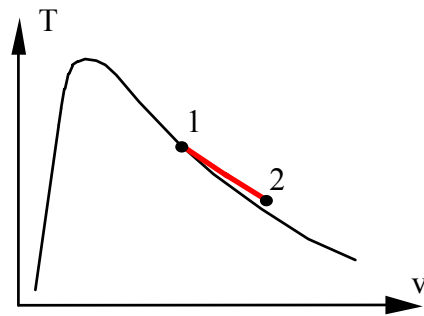
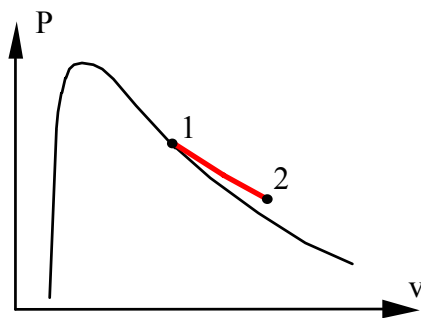
$$\text{State 1: } P_1 = 274.6 \text{ lbf/in}^2 \quad v_1 = 0.1924 \text{ ft}^3/\text{lbm}$$

$$\text{Process: } Pv = C = P_1 v_1 = P_2 v_2$$

$$\text{State 2: } P_2 = 30 \text{ lbf/in}^2 \text{ and on process line (equation).}$$

$$v_2 = \frac{v_1 P_1}{P_2} = 0.1924 \times 274.6/30 = \mathbf{1.761 \text{ ft}^3/\text{lbm}}$$

$$\text{Table F.9.2 between saturated at } -11.71 \text{ F and } 0 \text{ F: } T_2 \cong \mathbf{-8.1 \text{ F}}$$



Compressibility Factor

3.157E

A substance is at 70 F, 300 lbf/in.² in a 10 ft³ tank. Estimate the mass from the compressibility chart if the substance is a) air, b) butane or c) propane.

Solution:

Use Fig. D.1 for compressibility Z and table F.1 for critical properties

$$m = \frac{PV}{ZRT} = \frac{300 \times 144 \times 10}{530 ZR} = \frac{815.09}{ZR}$$

Air use nitrogen $P_c = 492 \text{ lbf/in.}^2$; $T_c = 227.2 \text{ R}$

$$P_r = 0.61; \quad T_r = 2.33; \quad Z = 0.98$$

$$m = \frac{PV}{ZRT} = \frac{815.09}{ZR} = \frac{815.09}{0.98 \times 55.15} = \mathbf{15.08 \text{ lbm}}$$

Butane $P_c = 551 \text{ lbf/in.}^2$; $T_c = 765.4 \text{ R}$

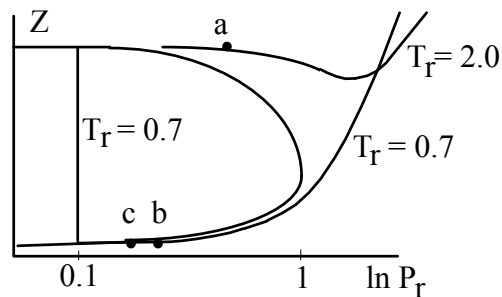
$$P_r = 0.544; \quad T_r = 0.692; \quad Z = 0.09$$

$$m = \frac{PV}{ZRT} = \frac{815.09}{ZR} = \frac{815.09}{0.09 \times 26.58} = \mathbf{340.7 \text{ lbm}}$$

Propane $P_c = 616 \text{ lbf/in.}^2$; $T_c = 665.6 \text{ R}$

$$P_r = 0.487; \quad T_r = 0.796; \quad Z = 0.08$$

$$m = \frac{PV}{ZRT} = \frac{815.09}{ZR} = \frac{815.09}{0.08 \times 35.04} = \mathbf{290.8 \text{ lbm}}$$



3.158E

Determine the mass of an ethane gas stored in a 25 ft³ tank at 250 F, 440 lbf/in.² using the compressibility chart. Estimate the error (%) if the ideal gas model is used.

Solution

$$\text{Table F.1: } T_r = (250 + 460) / 549.7 = 1.29 \quad \text{and} \quad P_r = 440/708 = 0.621$$

$$\text{Figure D.1} \quad \Rightarrow \quad Z = 0.9$$

$$m = PV/ZRT = 440 \times 144 \times 25 / (51.38 \times 710 \times 0.9) = \mathbf{48.25 \text{ lbm}}$$

$$\text{Ideal gas } Z = 1 \quad \Rightarrow \quad m = 43.21 \text{ lbm} \quad \mathbf{10\% \text{ error}}$$

CHAPTER 4
SI UNIT PROBLEMS
SOLUTION MANUAL

SONNTAG • BORGNAKKE • VAN WYLEN



FUNDAMENTALS
of
Thermodynamics
Sixth Edition

CONTENT

SUBSECTION	PROB NO.
Correspondence table	
Concept problems	1-19
Force displacement work	20-30
Boundary work: simple one-step process	31-46
Polytropic process	47-58
Boundary work: multistep process	59-70
Other types of work and general concepts	71-81
Rates of work	82-94
Heat transfer rates	95-105
Review problems	106-116
English unit concept problems	117-122
English unit problems	123-143

CHAPTER 4 6th ed.
CORRESPONDANCE TABLE

The new problem set relative to the problems in the fifth edition.

New	5th	New	5th	New	5th
20	1	53	new	86	new
21	2mod	54	19	87	new
22	new	55	20	88	new
23	New	56	33 mod	89	43
24	New	57	37	90	new
25	3	58	36	91	New
26	4	59	15	92	new
27	new	60	30	93	new
28	New	61	6	94	New
29	new	62	New	95	47 HT
30	New	63	32	96	48 HT
31	New	64	7	97	49 HT
32	18	65	9	98	50 HT mod
33	27	66	34	99	51 HT mod
34	new	67	10	100	52 HT
35	new	68	New	101	53 HT
36	5	69	New	102	54 HT
37	new	70	26	103	55 HT
38	New	71	39	104	56 HT
39	13	72	New	105	57 HT
40	new	73	40	106	31 mod
41	new	74	New	107	11
42	New	75	New	108	16
43	New	76	New	109	17
44	New	77	New	110	23
45	22	78	58	111	21 mod
46	45 mod	79	59	112	28
47	8	80	60	113	29
48	12	81	61	114	24
49	14	82	New	115	44
50	New	83	New	116	35
51	New	84	New		
52	New	85	New		

The English unit problem set is

New	5th	New	5th	New	5th
117	new	126	New	135	69
118	new	127	new	136	73
119	new	128	62	137	72
120	new	129	67	138	76
121	new	130	70	139	63
122	new	131	new	140	new
123	new	132	66	141	77
124	68	133	65	142	78
125	64	134	75	143	79

The computer, design and open-ended problem set is:

New	5th	New	5th	New	5th
144	80	148	84	152	88
145	81	149	85	153	89
146	82	150	86		
147	83	151	87		


Concept-Study Guide Problems

4.1

The electric company charges the customers per kW-hour. What is that in SI units?

Solution:

The unit kW-hour is a rate multiplied with time. For the standard SI units the rate of energy is in W and the time is in seconds. The integration in Eq.4.21 becomes



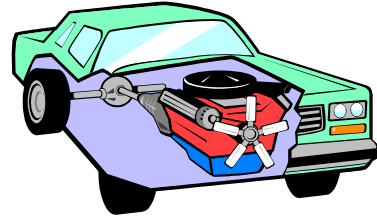
$$\begin{aligned} 1 \text{ kW-hour} &= 1000 \text{ W} \times 60 \frac{\text{min}}{\text{hour}} \text{ hour} \times 60 \frac{\text{s}}{\text{min}} = 3\,600\,000 \text{ Ws} \\ &= 3\,600\,000 \text{ J} = \mathbf{3.6 \text{ MJ}} \end{aligned}$$

4.2

A car engine is rated at 160 hp. What is the power in SI units?

Solution:

The horsepower is an older unit for power usually used for car engines. The conversion to standard SI units is given in Table A.1



$$1 \text{ hp} = 0.7355 \text{ kW} = 735.5 \text{ W}$$

$$1 \text{ hp} = 0.7457 \text{ kW for the UK horsepower}$$

$$160 \text{ hp} = 160 \times 745.7 \text{ W} = 119\,312 \text{ W} = \mathbf{119.3 \text{ kW}}$$

4.3

A 1200 hp dragster engine has a drive shaft rotating at 2000 RPM. How much torque is on the shaft?

Power is force times rate of displacement as in Eq.4.2

Power, rate of work $\dot{W} = F \mathbf{V} = P \dot{V} = T \omega$

We need to convert the RPM to a value for angular velocity ω

$$\omega = \text{RPM} \times \frac{2\pi}{60 \text{ s}} = 2000 \times \frac{2\pi}{60 \text{ s}} = 209.44 \frac{\text{rad}}{\text{s}}$$

We need power in watts: $1 \text{ hp} = 0.7355 \text{ kW} = 735.5 \text{ W}$

$$T = \dot{W} / \omega = \frac{1200 \text{ hp} \times 735.5 \text{ W/hp}}{209.44 \text{ rad/s}} = 4214 \text{ W s} = \mathbf{4214 \text{ Nm}}$$

4.4

A 1200 hp dragster engine drives the car with a speed of 100 km/h. How much force is between the tires and the road?

Power is force times rate of displacement as in Eq.4.2

Power, rate of work $\dot{W} = F \mathbf{V} = P \dot{V} = T \omega$

We need the velocity in m/s: $\mathbf{V} = 100 \times 1000 / 3600 = 27.78 \text{ m/s}$

We need power in watts: $1 \text{ hp} = 0.7355 \text{ kW} = 735.5 \text{ W}$

$$F = \dot{W} / \mathbf{V} = \frac{1200 \times 735.5 \text{ W}}{27.78 \text{ m/s}} = 31\,771 \frac{\text{Nm/s}}{\text{m/s}}$$

$$= 31\,771 \text{ N} = \mathbf{31.8 \text{ kN}}$$

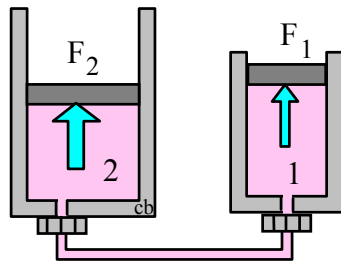
4.5

Two hydraulic piston/cylinders are connected through a hydraulic line so they have roughly the same pressure. If they have diameters of D_1 and $D_2 = 2D_1$ respectively, what can you say about the piston forces F_1 and F_2 ?

For each cylinder we have the total force as: $F = PA_{\text{cyl}} = P \pi D^2/4$

$$F_1 = PA_{\text{cyl}1} = P \pi D_1^2/4$$

$$F_2 = PA_{\text{cyl}2} = P \pi D_2^2/4 = P \pi 4 D_1^2/4 = 4 F_1$$



The forces are the total force acting up due to the cylinder pressure. There must be other forces on each piston to have a force balance so the pistons do not move.

4.6

Normally pistons have a flat head, but in diesel engines pistons can have bowls in them and protruding ridges. Does this geometry influence the work term?

The shape of the surface does not influence the displacement

$$dV = A_n dx$$

where A_n is the area projected to the plane normal to the direction of motion.

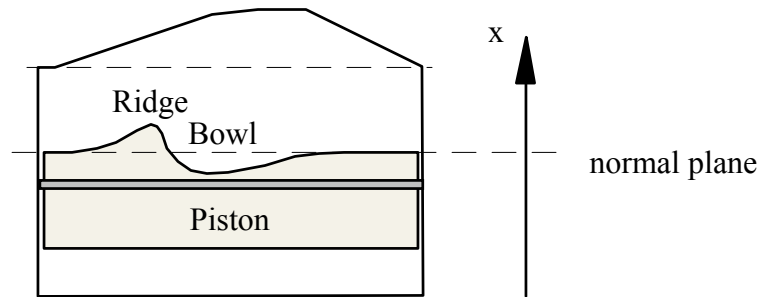
$$A_n = A_{cyl} = \pi D^2/4$$

Work is

$$dW = F dx = P dV = P A_n dx = P A_{cyl} dx$$

and thus unaffected by the surface shape.

Semi-spherical head is made to make room for larger valves.



4.7

What is roughly the relative magnitude of the work in the process 1-2c versus the process 1-2a shown in figure 4.8?

By visual inspection the area below the curve 1-2c is roughly 50% of the rectangular area below the curve 1-2a. To see this better draw a straight line from state 1 to point f on the axis. This curve has exactly 50% of the area below it.

4.8

A hydraulic cylinder of area 0.01 m^2 must push a 1000 kg arm and shovel 0.5 m straight up. What pressure is needed and how much work is done?

$$F = mg = 1000 \text{ kg} \times 9.81 \text{ m/s}^2 \\ = 9810 \text{ N} = PA$$

$$P = F/A = 9810 \text{ N} / 0.01 \text{ m}^2 \\ = 981\,000 \text{ Pa} = \mathbf{981 \text{ kPa}}$$



$$W = \int F \, dx = F \Delta x = 9810 \text{ N} \times 0.5 \text{ m} = \mathbf{4905 \text{ J}}$$

4.9

A work of 2.5 kJ must be delivered on a rod from a pneumatic piston/cylinder where the air pressure is limited to 500 kPa. What diameter cylinder should I have to restrict the rod motion to maximum 0.5 m?

$$W = \int F dx = \int P dV = \int PA dx = PA \Delta x = P \frac{\pi}{4} D^2 \Delta x$$

$$D = \sqrt{\frac{4W}{\pi P \Delta x}} = \sqrt{\frac{4 \times 2.5 \text{ kJ}}{\pi \times 500 \text{ kPa} \times 0.5 \text{ m}}} = \mathbf{0.113 \text{ m}}$$

4.10

Helium gas expands from 125 kPa, 350 K and 0.25 m³ to 100 kPa in a polytropic process with $n = 1.667$. Is the work positive, negative or zero?

The boundary work is: $W = \int P dV$

P drops but does V go up or down?

The process equation is: $PV^n = C$

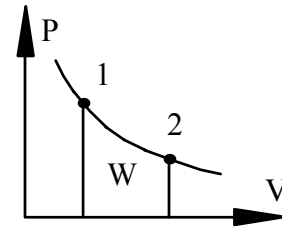
so we can solve for P to show it in a P-V diagram

$$P = CV^{-n}$$

as $n = 1.667$ the curve drops as V goes up we see

$$V_2 > V_1 \quad \text{giving} \quad dV > 0$$

and the work is then positive.

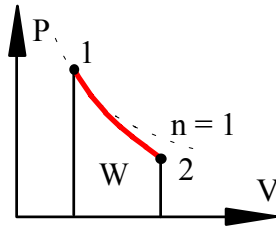


4.11

An ideal gas goes through an expansion process where the volume doubles. Which process will lead to the larger work output: an isothermal process or a polytropic process with $n = 1.25$?

The process equation is: $PV^n = C$

The polytropic process with $n = 1.25$ drops the pressure faster than the isothermal process with $n = 1$ and the area below the curve is then smaller.



4.12

Show how the polytropic exponent n can be evaluated if you know the end state properties, (P_1, V_1) and (P_2, V_2) .

Polytropic process: $PV^n = C$

Both states must be on the process line: $P_2V_2^n = C = P_1V_1^n$

Take the ratio to get: $\frac{P_1}{P_2} = \left(\frac{V_2}{V_1}\right)^n$

and then take \ln of the ratio

$$\ln\left(\frac{P_1}{P_2}\right) = \ln\left(\frac{V_2}{V_1}\right)^n = n \ln\left(\frac{V_2}{V_1}\right)$$

now solve for the exponent n

$$n = \ln\left(\frac{P_1}{P_2}\right) / \ln\left(\frac{V_2}{V_1}\right)$$

4.13

A drag force on an object moving through a medium (like a car through air or a submarine through water) is $F_d = 0.225 A \rho \mathbf{V}^2$. Verify the unit becomes Newton.

Solution:

$$F_d = 0.225 A \rho \mathbf{V}^2$$

$$\text{Units} = \text{m}^2 \times (\text{kg}/\text{m}^3) \times (\text{m}^2/\text{s}^2) = \text{kg m} / \text{s}^2 = \text{N}$$

4.14

A force of 1.2 kN moves a truck with 60 km/h up a hill. What is the power?

Solution:

$$\begin{aligned} \dot{W} &= F \mathbf{V} = 1.2 \text{ kN} \times 60 \text{ (km/h)} \\ &= 1.2 \times 10^3 \times 60 \times \frac{10^3}{3600} \frac{\text{Nm}}{\text{s}} \\ &= 20\,000 \text{ W} = \mathbf{20 \text{ kW}} \end{aligned}$$

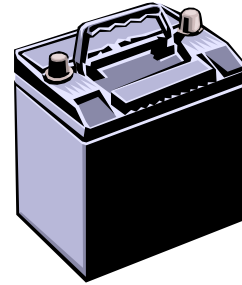


4.15

Electric power is volts times ampere ($P = V i$). When a car battery at 12 V is charged with 6 amp for 3 hours how much energy is delivered?

Solution:

$$\begin{aligned} W &= \int \dot{W} dt = \dot{W} \Delta t = V i \Delta t \\ &= 12 \text{ V} \times 6 \text{ Amp} \times 3 \times 3600 \text{ s} \\ &= 777\,600 \text{ J} = \mathbf{777.6 \text{ kJ}} \end{aligned}$$



Remark: Volt times ampere is also watts, $1 \text{ W} = 1 \text{ V} \times 1 \text{ Amp}$.

4.16

Torque and energy and work have the same units (N m). Explain the difference.

Solution:

Work = force \times displacement, so units are N \times m. Energy in transfer

Energy is stored, could be from work input $1 \text{ J} = 1 \text{ N m}$

Torque = force \times arm static, no displacement needed

4.17

Find the rate of conduction heat transfer through a 1.5 cm thick hardwood board, $k = 0.16 \text{ W/m K}$, with a temperature difference between the two sides of 20°C .

One dimensional heat transfer by conduction, we do not know the area so we can find the flux (heat transfer per unit area W/m^2).

$$\dot{q} = \dot{Q}/A = k \frac{\Delta T}{\Delta x} = 0.16 \frac{\text{W}}{\text{m K}} \times \frac{20 \text{ K}}{0.015 \text{ m}} = \mathbf{213 \text{ W/m}^2}$$


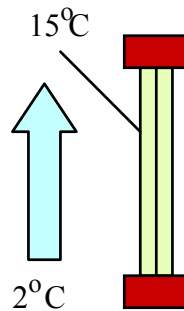
4.18

A 2 m^2 window has a surface temperature of 15°C and the outside wind is blowing air at 2°C across it with a convection heat transfer coefficient of $h = 125 \text{ W/m}^2\text{K}$. What is the total heat transfer loss?

Solution:

$$\dot{Q} = h A \Delta T = 125 \text{ W/m}^2\text{K} \times 2 \text{ m}^2 \times (15 - 2) \text{ K} = \mathbf{3250 \text{ W}}$$

as a rate of heat transfer out.




4.19

A radiant heating lamp has a surface temperature of 1000 K with $\varepsilon = 0.8$. How large a surface area is needed to provide 250 W of radiation heat transfer?

Radiation heat transfer. We do not know the ambient so let us find the area for an emitted radiation of 250 W from the surface

$$\begin{aligned}\dot{Q} &= \varepsilon \sigma A T^4 \\ A &= \frac{\dot{Q}}{\varepsilon \sigma T^4} = \frac{250}{0.8 \times 5.67 \times 10^{-8} \times 1000^4} \\ &= \mathbf{0.0055 \text{ m}^2}\end{aligned}$$



Force displacement work**4.20**

A piston of mass 2 kg is lowered 0.5 m in the standard gravitational field. Find the required force and work involved in the process.

Solution:

$$F = ma = 2 \text{ kg} \times 9.80665 \text{ m/s}^2 = \mathbf{19.61 \text{ N}}$$

$$W = \int F \, dx = F \int dx = F \Delta x = 19.61 \text{ N} \times 0.5 \text{ m} = \mathbf{9.805 \text{ J}}$$

4.21

An escalator raises a 100 kg bucket of sand 10 m in 1 minute. Determine the total amount of work done during the process.

Solution:

The work is a force with a displacement and force is constant: $F = mg$

$$W = \int F \, dx = F \int dx = F \Delta x = 100 \text{ kg} \times 9.80665 \text{ m/s}^2 \times 10 \text{ m} = \mathbf{9807 \text{ J}}$$


4.22

A bulldozer pushes 500 kg of dirt 100 m with a force of 1500 N. It then lifts the dirt 3 m up to put it in a dump truck. How much work did it do in each situation?

Solution:

$$\begin{aligned}W &= \int F \, dx = F \Delta x \\&= 1500 \, \text{N} \times 100 \, \text{m} \\&= 150\,000 \, \text{J} = \mathbf{150 \, \text{kJ}}\end{aligned}$$

$$\begin{aligned}W &= \int F \, dz = \int mg \, dz = mg \Delta Z \\&= 500 \, \text{kg} \times 9.807 \, \text{m/s}^2 \times 3 \, \text{m} \\&= 14\,710 \, \text{J} = \mathbf{14.7 \, \text{kJ}}\end{aligned}$$



4.23

A hydraulic cylinder has a piston of cross sectional area 25 cm^2 and a fluid pressure of 2 MPa . If the piston is moved 0.25 m how much work is done?

Solution:

The work is a force with a displacement and force is constant: $F = PA$

$$\begin{aligned} W &= \int F \, dx = \int PA \, dx = PA \, \Delta x \\ &= 2000 \text{ kPa} \times 25 \times 10^{-4} \text{ m}^2 \times 0.25 \text{ m} = \mathbf{1.25 \text{ kJ}} \end{aligned}$$

Units: $\text{kPa m}^2 \text{ m} = \text{kN m}^{-2} \text{ m}^2 \text{ m} = \text{kN m} = \text{kJ}$

4.24

Two hydraulic cylinders maintain a pressure of 1200 kPa. One has a cross sectional area of 0.01 m^2 the other 0.03 m^2 . To deliver a work of 1 kJ to the piston how large a displacement (V) and piston motion H is needed for each cylinder? Neglect P_{atm} .

Solution:

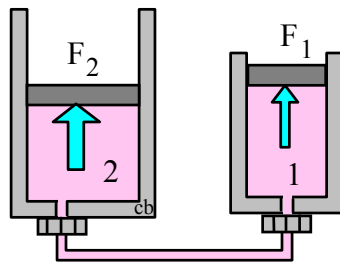
$$W = \int F dx = \int P dV = \int PA dx = PA * H = P\Delta V$$

$$\Delta V = \frac{W}{P} = \frac{1 \text{ kJ}}{1200 \text{ kPa}} = \mathbf{0.000833 \text{ m}^3}$$

Both cases the height is $H = \Delta V/A$

$$H_1 = \frac{0.000833}{0.01} = \mathbf{0.0833 \text{ m}}$$

$$H_2 = \frac{0.000833}{0.03} = \mathbf{0.0278 \text{ m}}$$



4.25

A linear spring, $F = k_S(x - x_0)$, with spring constant $k_S = 500 \text{ N/m}$, is stretched until it is 100 mm longer. Find the required force and work input.

Solution:

$$F = k_S(x - x_0) = 500 \times 0.1 = \mathbf{50 \text{ N}}$$

$$\begin{aligned} W &= \int F \, dx = \int k_S(x - x_0) \, d(x - x_0) = k_S(x - x_0)^2/2 \\ &= 500 \frac{\text{N}}{\text{m}} \times (0.1^2/2) \text{ m}^2 = \mathbf{2.5 \text{ J}} \end{aligned}$$

4.26

A nonlinear spring has the force versus displacement relation of $F = k_{ns}(x - x_0)^n$. If the spring end is moved to x_1 from the relaxed state, determine the formula for the required work.

Solution:

In this case we know F as a function of x and can integrate

$$W = \int F dx = \int k_{ns}(x - x_0)^n d(x - x_0) = \frac{k_{ns}}{n + 1} (x_1 - x_0)^{n+1}$$

4.27

The rolling resistance of a car depends on its weight as: $F = 0.006 mg$. How long will a car of 1400 kg drive for a work input of 25 kJ?

Solution:

Work is force times distance so assuming a constant force we get

$$W = \int F dx = F x = 0.006 mgx$$

Solve for x

$$x = \frac{W}{0.006 mg} = \frac{25 \text{ kJ}}{0.006 \times 1400 \text{ kg} \times 9.807 \text{ m/s}^2} = \mathbf{303.5 \text{ m}}$$

4.28

A car drives for half an hour at constant speed and uses 30 MJ over a distance of 40 km. What was the traction force to the road and its speed?

Solution:

We need to relate the work to the force and distance

$$W = \int F dx = F x$$

$$F = \frac{W}{x} = \frac{30\,000\,000\text{ J}}{40\,000\text{ m}} = \mathbf{750\text{ N}}$$

$$V = \frac{L}{t} = \frac{40\text{ km}}{0.5\text{ h}} = 80 \frac{\text{km}}{\text{h}} = 80 \frac{1000\text{ m}}{3600\text{ s}} = \mathbf{22.2\text{ ms}^{-1}}$$

4.29

The air drag force on a car is $0.225 A \rho V^2$. Assume air at 290 K, 100 kPa and a car frontal area of 4 m^2 driving at 90 km/h. How much energy is used to overcome the air drag driving for 30 minutes?

$$\rho = \frac{1}{v} = \frac{P}{RT} = \frac{100}{0.287 \times 290} = 1.2015 \frac{\text{kg}}{\text{m}^3}$$

$$V = 90 \frac{\text{km}}{\text{h}} = 90 \times \frac{1000 \text{ m}}{3600 \text{ s}} = 25 \text{ m/s}$$

$$\Delta x = V \Delta t = 25 \times 30 \times 60 = 45\,000 \text{ m}$$

$$\begin{aligned} F &= 0.225 A \rho V^2 = 0.225 \times 4 \times 1.2015 \times 25^2 \\ &= 675.8 \text{ m}^2 \frac{\text{kg}}{\text{m}^3} \times \frac{\text{m}^2}{\text{s}^2} = \mathbf{676 \text{ N}} \end{aligned}$$

$$W = F \Delta x = 676 \text{ N} \times 45\,000 \text{ m} = 30\,420\,000 \text{ J} = \mathbf{30.42 \text{ MJ}}$$

4.30

Two hydraulic piston/cylinders are connected with a line. The master cylinder has an area of 5 cm^2 creating a pressure of 1000 kPa . The slave cylinder has an area of 3 cm^2 . If 25 J is the work input to the master cylinder what is the force and displacement of each piston and the work output of the slave cylinder piston?

Solution:

$$W = \int F_x dx = \int P dv = \int P A dx = P A \Delta x$$

$$\Delta x_{\text{master}} = \frac{W}{PA} = \frac{25}{1000 \times 5 \times 10^{-4}} = 0.05 \text{ m}$$

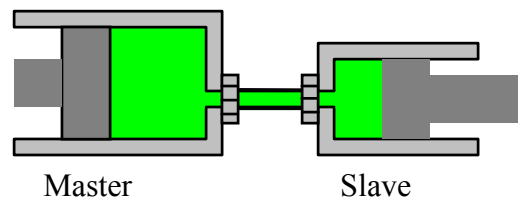
$$A \Delta x = \Delta V = 5 \times 10^{-4} \times 0.05 = 2.5 \times 10^{-5} \text{ m}^3 = \Delta V_{\text{slave}} = A \Delta x \rightarrow$$

$$\Delta x_{\text{slave}} = \Delta V / A = 2.5 \times 10^{-5} / 3 \times 10^{-4} = 0.08333 \text{ m}$$

$$F_{\text{master}} = P A = 1000 \times 5 \times 10^{-4} \times 10^3 = \mathbf{500 \text{ N}}$$

$$F_{\text{slave}} = P A = 1000 \times 10^3 \times 3 \times 10^{-4} = \mathbf{300 \text{ N}}$$

$$W_{\text{slave}} = F \Delta x = 300 \times 0.08333 = \mathbf{25 \text{ J}}$$



Boundary work simple 1 step process

4.31

A constant pressure piston cylinder contains 0.2 kg water as saturated vapor at 400 kPa. It is now cooled so the water occupies half the original volume. Find the work in the process.

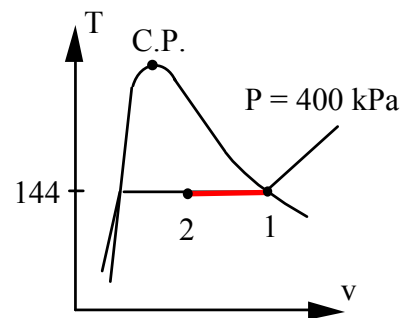
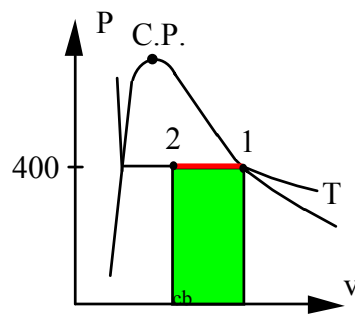
Solution:

$$\text{Table B.1.2} \quad v_1 = 0.4625 \text{ m}^3/\text{kg} \quad V_1 = mv_1 = 0.0925 \text{ m}^3$$

$$v_2 = v_1 / 2 = 0.23125 \text{ m}^3/\text{kg} \quad V_2 = V_1 / 2 = 0.04625 \text{ m}^3$$

Process: $P = C$ so the work term integral is

$$W = \int P dV = P(V_2 - V_1) = 400 \text{ kPa} \times (0.04625 - 0.0925) \text{ m}^3 = \mathbf{-18.5 \text{ kJ}}$$



4.32

A steam radiator in a room at 25°C has saturated water vapor at 110 kPa flowing through it, when the inlet and exit valves are closed. What is the pressure and the quality of the water, when it has cooled to 25°C? How much work is done?

Solution: Control volume radiator.

After the valve is closed no more flow, constant volume and mass.

$$1: x_1 = 1, P_1 = 110 \text{ kPa} \Rightarrow v_1 = v_g = 1.566 \text{ m}^3/\text{kg} \text{ from Table B.1.2}$$


$$2: T_2 = 25^\circ\text{C}, \quad ?$$

$$\text{Process:} \quad v_2 = v_1 = 1.566 \text{ m}^3/\text{kg} = [0.001003 + x_2 \times 43.359] \text{ m}^3/\text{kg}$$

$$x_2 = \frac{1.566 - 0.001003}{43.359} = \mathbf{0.0361}$$

$$\text{State 2 : } T_2, x_2 \quad \text{From Table B.1.1} \quad \mathbf{P_2 = P_{sat} = 3.169 \text{ kPa}}$$

$${}_1W_2 = \int PdV = 0$$



4.33

A 400-L tank A, see figure P4.33, contains argon gas at 250 kPa, 30°C. Cylinder B, having a frictionless piston of such mass that a pressure of 150 kPa will float it, is initially empty. The valve is opened and argon flows into B and eventually reaches a uniform state of 150 kPa, 30°C throughout. What is the work done by the argon?

Solution:

Take C.V. as all the argon in both A and B. Boundary movement work done in cylinder B against constant external pressure of 150 kPa. Argon is an ideal gas, so write out that the mass and temperature at state 1 and 2 are the same

$$P_{A1}V_A = m_A RT_{A1} = m_A RT_2 = P_2(V_A + V_{B2})$$

$$\Rightarrow V_{B2} = \frac{250 \times 0.4}{150} - 0.4 = 0.2667 \text{ m}^3$$

$${}_1W_2 = \int_1^2 P_{\text{ext}} dV = P_{\text{ext}}(V_{B2} - V_{B1}) = 150 \text{ kPa} (0.2667 - 0) \text{ m}^3 = \mathbf{40 \text{ kJ}}$$

4.34

A piston cylinder contains air at 600 kPa, 290 K and a volume of 0.01 m³. A constant pressure process gives 54 kJ of work out. Find the final volume and temperature of the air.

Solution:

$$W = \int P \, dV = P\Delta V$$

$$\Delta V = W/P = \frac{54}{600} = 0.09 \text{ m}^3$$

$$V_2 = V_1 + \Delta V = 0.01 + 0.09 = 0.1 \text{ m}^3$$

Assuming ideal gas, $PV = mRT$, then we have

$$T_2 = \frac{P_2 V_2}{mR} = \frac{P_2 V_2}{P_1 V_1} T_1 = \frac{V_2}{V_1} T_1 = \frac{0.1}{0.01} 290 = \mathbf{2900 \text{ K}}$$

4.35

Saturated water vapor at 200 kPa is in a constant pressure piston cylinder. At this state the piston is 0.1 m from the cylinder bottom and cylinder area is 0.25 m². The temperature is then changed to 200°C. Find the work in the process.

Solution:

$$\text{State 1 from B.1.2 (P, x): } v_1 = v_g = 0.8857 \text{ m}^3/\text{kg} \quad (\text{also in B.1.3})$$

$$\text{State 2 from B.1.3 (P, T): } v_2 = 1.0803 \text{ m}^3/\text{kg}$$

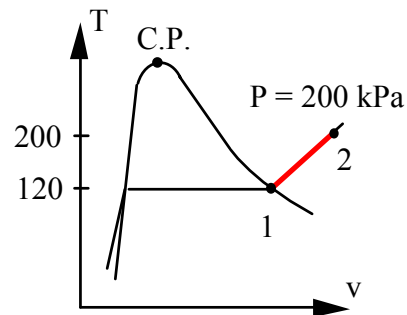
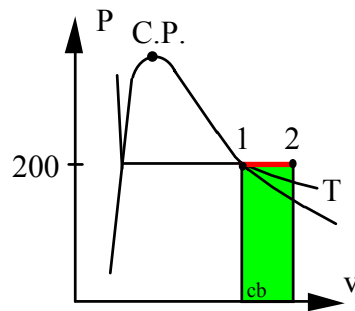
Since the mass and the cross sectional area is the same we get

$$h_2 = \frac{v_2}{v_1} \times h_1 = \frac{1.0803}{0.8857} \times 0.1 = 0.122 \text{ m}$$

Process: $P = C$ so the work integral is

$$W = \int P dV = P(V_2 - V_1) = PA (h_2 - h_1)$$

$$W = 200 \text{ kPa} \times 0.25 \text{ m}^2 \times (0.122 - 0.1) \text{ m} = \mathbf{1.1 \text{ kJ}}$$



4.36

A cylinder fitted with a frictionless piston contains 5 kg of superheated refrigerant R-134a vapor at 1000 kPa, 140°C. The setup is cooled at constant pressure until the R-134a reaches a quality of 25%. Calculate the work done in the process.

Solution:

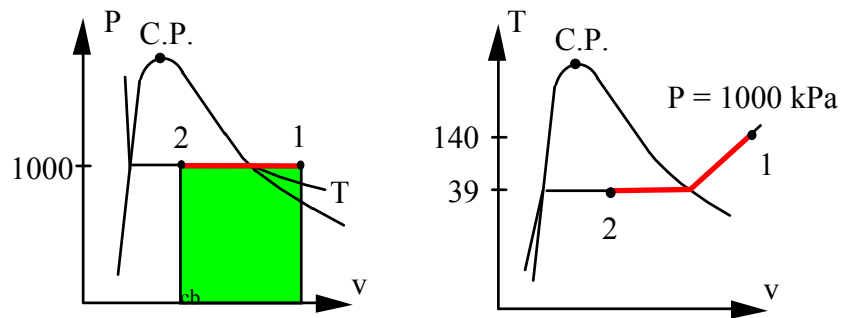
Constant pressure process boundary work. State properties from Table B.5.2

State 1: $v = 0.03150 \text{ m}^3/\text{kg}$,

State 2: $v = 0.000871 + 0.25 \times 0.01956 = 0.00576 \text{ m}^3/\text{kg}$

Interpolated to be at 1000 kPa, numbers at 1017 kPa could have been used in which case: $v = 0.00566 \text{ m}^3/\text{kg}$

$$\begin{aligned} {}_1W_2 &= \int P \, dV = P (V_2 - V_1) = mP (v_2 - v_1) \\ &= 5 \times 1000 (0.00576 - 0.03150) = \mathbf{-128.7 \text{ kJ}} \end{aligned}$$



4.37

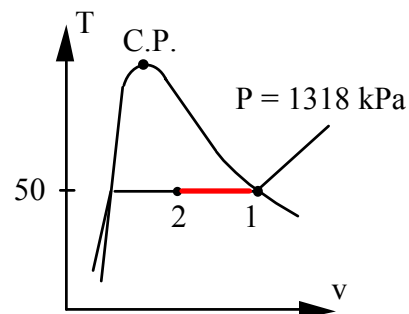
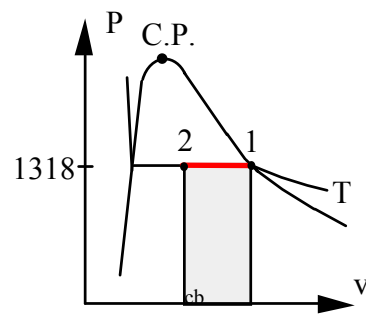
Find the specific work in Problem 3.54 for the case the volume is reduced.
Saturated vapor R-134a at 50°C changes volume at constant temperature. Find the new pressure, and quality if saturated, if the volume doubles. Repeat the question for the case the volume is reduced to half the original volume.

Solution:

R-134a 50°C

Table B.4.1: $v_1 = v_g = 0.01512 \text{ m}^3/\text{kg}$, $v_2 = v_1 / 2 = 0.00756 \text{ m}^3/\text{kg}$

$${}_1W_2 = \int P dV = 1318.1 \text{ kPa} (0.00756 - 0.01512) \text{ m}^3/\text{kg} = \mathbf{-9.96 \text{ kJ/kg}}$$

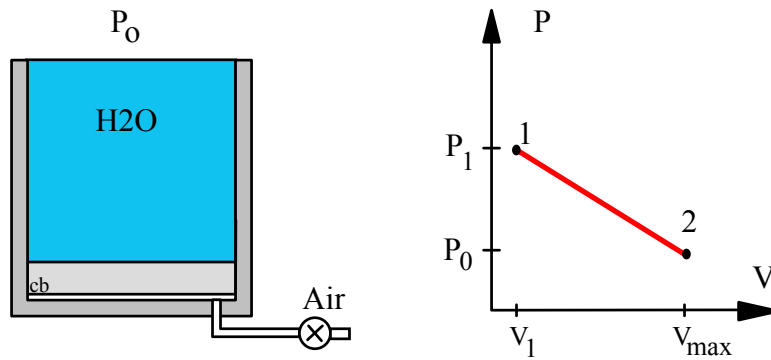


4.38

A piston/cylinder has 5 m of liquid 20°C water on top of the piston ($m = 0$) with cross-sectional area of 0.1 m^2 , see Fig. P2.57. Air is let in under the piston that rises and pushes the water out over the top edge. Find the necessary work to push all the water out and plot the process in a P-V diagram.

Solution:

$$\begin{aligned}
 P_1 &= P_o + \rho g H \\
 &= 101.32 + 997 \times 9.807 \times 5 / 1000 = 150.2 \text{ kPa} \\
 \Delta V &= H \times A = 5 \times 0.1 = 0.5 \text{ m}^3 \\
 {}_1W_2 &= \text{AREA} = \int P \, dV = \frac{1}{2} (P_1 + P_o) (V_{\text{max}} - V_1) \\
 &= \frac{1}{2} (150.2 + 101.32) \text{ kPa} \times 0.5 \text{ m}^3 \\
 &= \mathbf{62.88 \text{ kJ}}
 \end{aligned}$$



4.39

Air in a spring loaded piston/cylinder has a pressure that is linear with volume, $P = A + BV$. With an initial state of $P = 150$ kPa, $V = 1$ L and a final state of 800 kPa and volume 1.5 L it is similar to the setup in Problem 3.113. Find the work done by the air.

Solution:

Knowing the process equation: $P = A + BV$ giving a linear variation of pressure versus volume the straight line in the P-V diagram is fixed by the two points as state 1 and state 2. The work as the integral of PdV equals the area under the process curve in the P-V diagram.

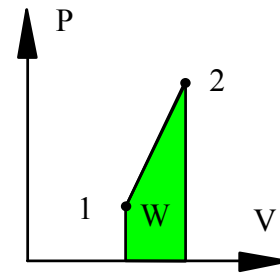
$$\text{State 1: } P_1 = 150 \text{ kPa} \quad V_1 = 1 \text{ L} = 0.001 \text{ m}^3$$

$$\text{State 2: } P_2 = 800 \text{ kPa} \quad V_2 = 1.5 \text{ L} = 0.0015 \text{ m}^3$$

$$\text{Process: } P = A + BV \quad \text{linear in } V$$

$$\Rightarrow {}_1W_2 = \int_1^2 PdV = \left(\frac{P_1 + P_2}{2} \right) (V_2 - V_1)$$

$$= \frac{1}{2} (150 + 800) \text{ kPa} (1.5 - 1) \times 0.001 \text{ m}^3 = \mathbf{0.2375 \text{ kJ}}$$



4.40

Find the specific work in Problem 3.43.

Saturated water vapor at 200 kPa is in a constant pressure piston cylinder. At this state the piston is 0.1 m from the cylinder bottom. How much is this distance if the temperature is changed to a) 200 °C and b) 100 °C.

Solution:

$$\text{Process: } P = C \Rightarrow w = \int P dv = P_1(v - v_1)$$

$$\text{State 1: (200 kPa, } x = 1) \text{ in B.1.2: } v_1 = v_g(200 \text{ kPa}) = 0.8857 \text{ m}^3/\text{kg}$$

CASE a)

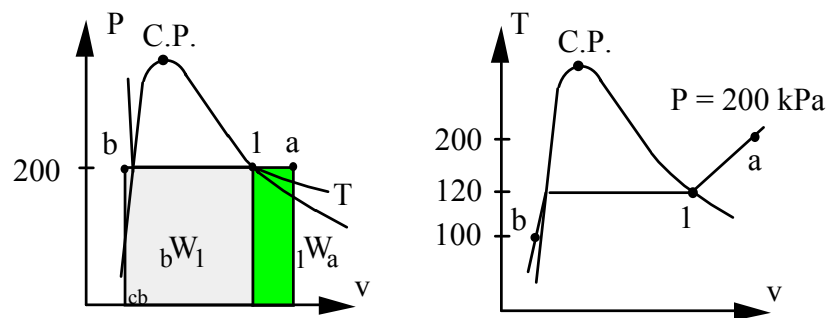
$$\text{State a: (200 kPa, } 200^\circ\text{C) B.1.3: } v_a = 1.083 \text{ m}^3/\text{kg}$$

$${}_1w_a = \int P dv = 200(1.0803 - 0.8857) = 38.92 \text{ kJ/kg}$$

CASE b)

$$\text{State b: (200 kPa, } 100^\circ\text{C) B.1.1: } v_b \approx v_f = 0.001044 \text{ m}^3/\text{kg}$$

$${}_1W_b = \int P dV = 200(0.001044 - 0.8857) = -176.9 \text{ kJ/kg}$$



4.41

A piston/cylinder contains 1 kg water at 20°C with volume 0.1 m³. By mistake someone locks the piston preventing it from moving while we heat the water to saturated vapor. Find the final temperature, volume and the process work.

Solution

$$1: v_1 = V/m = 0.1 \text{ m}^3/1 \text{ kg} = 0.1 \text{ m}^3/\text{kg}$$

$$2: \text{Constant volume: } v_2 = v_g = v_1$$

$$V_2 = V_1 = \mathbf{0.1 \text{ m}^3}$$

$${}_1W_2 = \int P \, dV = \mathbf{0}$$

$$T_2 = T_{\text{sat}} = 210 + 5 \frac{0.1 - 0.10324}{0.09361 - 0.10324} = \mathbf{211.7^\circ\text{C}}$$

4.42

A piston cylinder contains 1 kg of liquid water at 20°C and 300 kPa. There is a linear spring mounted on the piston such that when the water is heated the pressure reaches 3 MPa with a volume of 0.1 m³.

- Find the final temperature
- Plot the process in a P-v diagram.
- Find the work in the process.

Solution:

Take CV as the water. This is a constant mass:

$$m_2 = m_1 = m ;$$

State 1: Compressed liquid, take saturated liquid at same temperature.

$$\text{B.1.1: } v_1 = v_f(20) = 0.001002 \text{ m}^3/\text{kg},$$

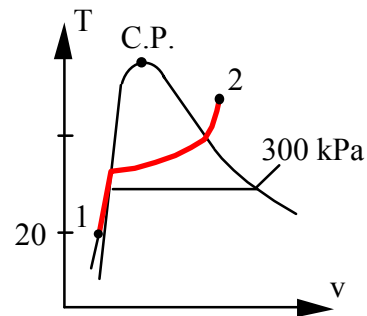
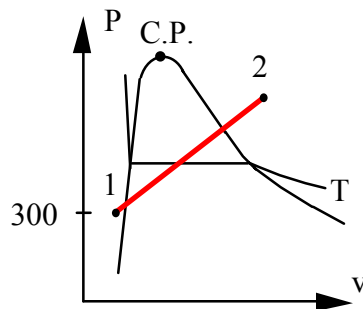
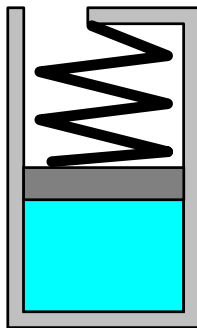
State 2: $v_2 = V_2/m = 0.1/1 = 0.1 \text{ m}^3/\text{kg}$ and $P = 3000 \text{ kPa}$ from B.1.3

=> Superheated vapor close to $T = 400^\circ\text{C}$

Interpolate: $T_2 = 404^\circ\text{C}$

Work is done while piston moves at linearly varying pressure, so we get:

$$\begin{aligned} {}_1W_2 &= \int P \, dV = \text{area} = P_{\text{avg}} (V_2 - V_1) = \frac{1}{2} (P_1 + P_2)(V_2 - V_1) \\ &= 0.5 (300 + 3000)(0.1 - 0.001) = \mathbf{163.35 \text{ kJ}} \end{aligned}$$



4.43

A piston cylinder contains 3 kg of air at 20°C and 300 kPa. It is now heated up in a constant pressure process to 600 K.

- Find the final volume
- Plot the process path in a P-v diagram
- Find the work in the process.

Solution:

Ideal gas $PV = mRT$

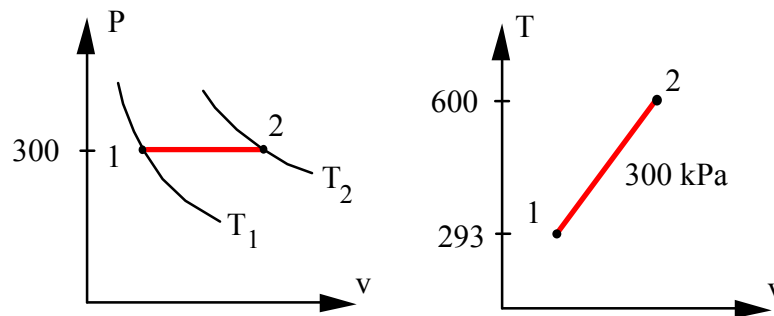
State 1: T_1, P_1 ideal gas so $P_1V_1 = mRT_1$

$$V_1 = mR T_1 / P_1 = 3 \times 0.287 \times 293.15 / 300 = 0.8413 \text{ m}^3$$

State 2: $T_2, P_2 = P_1$ and ideal gas so $P_2V_2 = mRT_2$

$$V_2 = mR T_2 / P_2 = 3 \times 0.287 \times 600 / 300 = \mathbf{1.722 \text{ m}^3}$$

$${}_1W_2 = \int P dV = P (V_2 - V_1) = 300 (1.722 - 0.8413) = \mathbf{264.2 \text{ kJ}}$$



4.44

A piston cylinder contains 0.5 kg air at 500 kPa, 500 K. The air expands in a process so P is linearly decreasing with volume to a final state of 100 kPa, 300 K. Find the work in the process.

Solution:

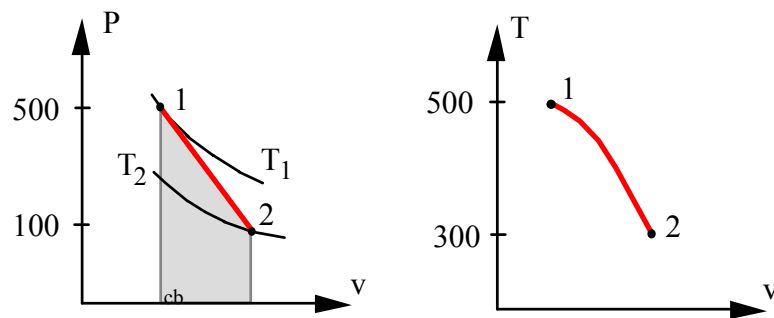
Process: $P = A + BV$ (linear in V , decreasing means B is negative)

From the process: ${}_1W_2 = \int PdV = \text{AREA} = \frac{1}{2}(P_1 + P_2)(V_2 - V_1)$

$$V_1 = mR T_1 / P_1 = 0.5 \times 0.287 \times (500/500) = 0.1435 \text{ m}^3$$

$$V_2 = mR T_2 / P_2 = 0.5 \times 0.287 \times (300/100) = 0.4305 \text{ m}^3$$

$${}_1W_2 = \frac{1}{2} \times (500 + 100) \text{ kPa} \times (0.4305 - 0.1435) \text{ m}^3 = \mathbf{86.1 \text{ kJ}}$$



4.45

Consider the nonequilibrium process described in Problem 3.109. Determine the work done by the carbon dioxide in the cylinder during the process.

A cylinder has a thick piston initially held by a pin as shown in Fig. P3.109. The cylinder contains carbon dioxide at 200 kPa and ambient temperature of 290 K. The metal piston has a density of 8000 kg/m³ and the atmospheric pressure is 101 kPa. The pin is now removed, allowing the piston to move and after a while the gas returns to ambient temperature. Is the piston against the stops?

Solution:

Knowing the process (P vs. V) and the states 1 and 2 we can find W.

If piston floats or moves:

$$P = P_{\text{lift}} = P_o + \rho Hg = 101.3 + 8000 \times 0.1 \times 9.807 / 1000 = 108.8 \text{ kPa}$$

Assume the piston is at the stops (since $P_1 > P_{\text{lift}}$ piston would move)

$$V_2 = V_1 \times 150 / 100 = (\pi/4) 0.1^2 \times 0.1 \times 1.5 = 0.000785 \times 1.5 = 0.0011775 \text{ m}^3$$

For max volume we must have $P > P_{\text{lift}}$ so check using ideal gas and constant T process: $P_2 = P_1 V_1 / V_2 = 200/1.5 = 133 \text{ kPa} > P_{\text{lift}}$ and piston is at stops.

$$\begin{aligned} {}_1W_2 &= \int P_{\text{lift}} dV = P_{\text{lift}} (V_2 - V_1) = 108.8 (0.0011775 - 0.000785) \\ &= \mathbf{0.0427 \text{ kJ}} \end{aligned}$$

Remark: The work is determined by the equilibrium pressure, P_{lift} , and not the instantaneous pressure that will accelerate the piston (give it kinetic energy). We need to consider the quasi-equilibrium process to get W.

4.46

Consider the problem of inflating the helium balloon, as described in problem 3.79. For a control volume that consists of the helium inside the balloon determine the work done during the filling process when the diameter changes from 1 m to 4 m.

Solution :

Inflation at constant $P = P_0 = 100 \text{ kPa}$ to $D_1 = 1 \text{ m}$, then

$$P = P_0 + C (D^{*-1} - D^{*-2}), \quad D^* = D / D_1,$$

to $D_2 = 4 \text{ m}$, $P_2 = 400 \text{ kPa}$, from which we find the constant C as:

$$400 = 100 + C[(1/4) - (1/4)^2] \Rightarrow C = 1600 \text{ kPa}$$

The volumes are: $V = \frac{\pi}{6} D^3 \Rightarrow V_1 = 0.5236 \text{ m}^3; \quad V_2 = 33.51 \text{ m}^3$

$$\begin{aligned} W_{CV} &= \int_1^2 P dV \\ &= P_0(V_2 - V_1) + \int_1^2 C(D^{*-1} - D^{*-2}) dV \end{aligned}$$

$$V = \frac{\pi}{6} D^3, \quad dV = \frac{\pi}{2} D^2 dD = \frac{\pi}{2} D_1^3 D^{*2} dD^*$$

$$\Rightarrow W_{CV} = P_0(V_2 - V_1) + 3CV_1 \int_{D_1^*=1}^{D_2^*=4} (D^*-1) dD^*$$

$$= P_0(V_2 - V_1) + 3CV_1 \left[\frac{D_2^{*2} - D_1^{*2}}{2} - (D_2^* - D_1^*) \right]_1^4$$

$$= 100 \times (33.51 - 0.5236) + 3 \times 1600 \times 0.5236 \left[\frac{16-1}{2} - (4-1) \right]$$

$$= \mathbf{14\ 608\ kJ}$$

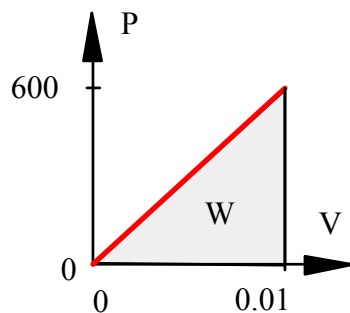
Polytropic process

4.47

Consider a mass going through a polytropic process where pressure is directly proportional to volume ($n = -1$). The process starts with $P = 0$, $V = 0$ and ends with $P = 600$ kPa, $V = 0.01$ m³. The physical setup could be as in Problem 2.22. Find the boundary work done by the mass.

Solution:

The setup has a pressure that varies linearly with volume going through the initial and the final state points. The work is the area below the process curve.



$$\begin{aligned}
 W &= \int P dV = \text{AREA} \\
 &= \frac{1}{2} (P_1 + P_2)(V_2 - V_1) \\
 &= \frac{1}{2} (P_2 + 0)(V_2 - 0) \\
 &= \frac{1}{2} P_2 V_2 = \frac{1}{2} \times 600 \times 0.01 = \mathbf{3 \text{ kJ}}
 \end{aligned}$$

4.48

The piston/cylinder shown in Fig. P4.48 contains carbon dioxide at 300 kPa, 100°C with a volume of 0.2 m³. Mass is added at such a rate that the gas compresses according to the relation $PV^{1.2} = \text{constant}$ to a final temperature of 200°C. Determine the work done during the process.

Solution:

From Eq. 4.4 for the polytropic process $PV^n = \text{const}$ ($n \neq 1$)

$${}_1W_2 = \int_1^2 PdV = \frac{P_2V_2 - P_1V_1}{1 - n}$$

Assuming ideal gas, $PV = mRT$

$${}_1W_2 = \frac{mR(T_2 - T_1)}{1 - n},$$

$$\text{But } mR = \frac{P_1V_1}{T_1} = \frac{300 \times 0.2}{373.15} \frac{\text{kPa m}^3}{\text{K}} = 0.1608 \text{ kJ/K}$$

$${}_1W_2 = \frac{0.1608(473.2 - 373.2) \text{ kJ K}}{1 - 1.2} = \mathbf{-80.4 \text{ kJ}}$$

4.49

A gas initially at 1 MPa, 500°C is contained in a piston and cylinder arrangement with an initial volume of 0.1 m³. The gas is then slowly expanded according to the relation $PV = \text{constant}$ until a final pressure of 100 kPa is reached. Determine the work for this process.

Solution:

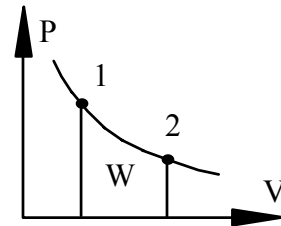
By knowing the process and the states 1 and 2 we can find the relation between the pressure and the volume so the work integral can be performed.

$$\text{Process: } PV = C \Rightarrow V_2 = P_1 V_1 / P_2 = 1000 \times 0.1 / 100 = 1 \text{ m}^3$$

For this process work is integrated to Eq.4.5

$${}_1W_2 = \int P \, dV = \int C V^{-1} dV = C \ln(V_2/V_1)$$

$$\begin{aligned} {}_1W_2 &= P_1 V_1 \ln \frac{V_2}{V_1} = 1000 \times 0.1 \ln (1/0.1) \\ &= \mathbf{230.3 \text{ kJ}} \end{aligned}$$



4.50

Helium gas expands from 125 kPa, 350 K and 0.25 m³ to 100 kPa in a polytropic process with $n = 1.667$. How much work does it give out?

Solution:

$$\text{Process equation: } PV^n = \text{constant} = P_1 V_1^n = P_2 V_2^n$$

Solve for the volume at state 2

$$V_2 = V_1 (P_1/P_2)^{1/n} = 0.25 \times \left(\frac{125}{100}\right)^{0.6} = 0.2852 \text{ m}^3$$

Work from Eq.4.4

$${}_1W_2 = \frac{P_2 V_2 - P_1 V_1}{1-n} = \frac{100 \times 0.2852 - 125 \times 0.25}{1 - 1.667} \text{ kPa m}^3 = \mathbf{4.09 \text{ kJ}}$$

4.51

Air goes through a polytropic process from 125 kPa, 325 K to 300 kPa and 500 K. Find the polytropic exponent n and the specific work in the process.

Solution:

$$\text{Process: } Pv^n = \text{Const} = P_1 v_1^n = P_2 v_2^n$$

$$\text{Ideal gas } Pv = RT \quad \text{so}$$

$$v_1 = \frac{RT}{P} = \frac{0.287 \times 325}{125} = 0.7462 \text{ m}^3/\text{kg}$$

$$v_2 = \frac{RT}{P} = \frac{0.287 \times 500}{300} = 0.47833 \text{ m}^3/\text{kg}$$

From the process equation

$$(P_2/P_1) = (v_1/v_2)^n \quad \Rightarrow \quad \ln(P_2/P_1) = n \ln(v_1/v_2)$$

$$n = \ln(P_2/P_1) / \ln(v_1/v_2) = \frac{\ln 2.4}{\ln 1.56} = \mathbf{1.969}$$

The work is now from Eq.4.4 per unit mass

$${}_1w_2 = \frac{P_2 v_2 - P_1 v_1}{1-n} = \frac{R(T_2 - T_1)}{1-n} = \frac{0.287(500 - 325)}{1-1.969} = \mathbf{-51.8 \text{ kJ/kg}}$$

4.52

A piston cylinder contains 0.1 kg air at 100 kPa, 400 K which goes through a polytropic compression process with $n = 1.3$ to a pressure of 300 kPa. How much work has the air done in the process?

Solution:

Process: $Pv^n = \text{Const.}$

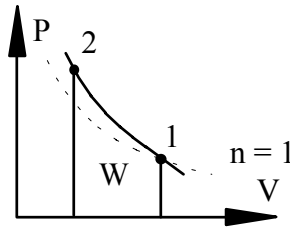
$$T_2 = T_1 (P_2 V_2 / P_1 V_1) = T_1 (P_2 / P_1)(P_1 / P_2)^{1/n}$$

$$= 400 \times (300/100)^{(1 - 1/1.3)} = 515.4 \text{ K}$$

Work term is already integrated giving Eq.4.4

$${}_1W_2 = \frac{1}{1-n} (P_2 V_2 - P_1 V_1) = \frac{mR}{1-n} (T_2 - T_1) \quad \text{Since Ideal gas,}$$

$$= \frac{0.2 \times 0.287}{1 - 1.3} \times (515.4 - 400) = -477 \text{ kJ}$$



4.53

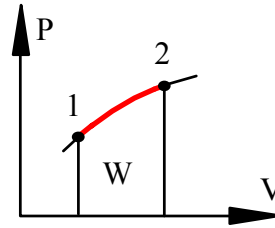
A balloon behaves so the pressure is $P = C_2 V^{1/3}$, $C_2 = 100 \text{ kPa/m}$. The balloon is blown up with air from a starting volume of 1 m^3 to a volume of 3 m^3 . Find the final mass of air assuming it is at 25°C and the work done by the air.

Solution:

The process is polytropic with exponent $n = -1/3$.

$$P_1 = C_2 V^{1/3} = 100 \times 1^{1/3} = 100 \text{ kPa}$$

$$P_2 = C_2 V^{1/3} = 100 \times 3^{1/3} = 144.22 \text{ kPa}$$



$${}_1W_2 = \int P dV = \frac{P_2 V_2 - P_1 V_1}{1 - n} \quad (\text{Equation 4.4})$$

$$= \frac{144.22 \times 3 - 100 \times 1}{1 - (-1/3)} = \mathbf{249.5 \text{ kJ}}$$

$$m_2 = \frac{P_2 V_2}{RT_2} = \frac{144.22 \times 3}{0.287 \times 298} = \mathbf{5.056 \text{ kg}}$$

4.54

A balloon behaves such that the pressure inside is proportional to the diameter squared. It contains 2 kg of ammonia at 0°C, 60% quality. The balloon and ammonia are now heated so that a final pressure of 600 kPa is reached. Considering the ammonia as a control mass, find the amount of work done in the process.

Solution:

Process : $P \propto D^2$, with $V \propto D^3$ this implies $P \propto D^2 \propto V^{2/3}$ so

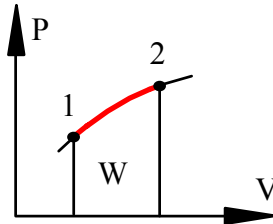
$PV^{-2/3} = \text{constant}$, which is a polytropic process, $n = -2/3$

From table B.2.1: $V_1 = mv_1 = 2(0.001566 + 0.6 \times 0.28783) = 0.3485 \text{ m}^3$

$$V_2 = V_1 \left(\frac{P_2}{P_1} \right)^{3/2} = 0.3485 \left(\frac{600}{429.3} \right)^{3/2} = 0.5758 \text{ m}^3$$

$${}_1W_2 = \int P dV = \frac{P_2 V_2 - P_1 V_1}{1 - n} \quad (\text{Equation 4.4})$$

$$= \frac{600 \times 0.5758 - 429.3 \times 0.3485}{1 - (-2/3)} = \mathbf{117.5 \text{ kJ}}$$



4.55

Consider a piston cylinder with 0.5 kg of R-134a as saturated vapor at -10°C . It is now compressed to a pressure of 500 kPa in a polytropic process with $n = 1.5$. Find the final volume and temperature, and determine the work done during the process.

Solution:

Take CV as the R-134a which is a control mass. $m_2 = m_1 = m$

Process: $Pv^{1.5} = \text{constant}$ until $P = 500 \text{ kPa}$

1: (T, x) $v_1 = 0.09921 \text{ m}^3/\text{kg}$, $P = P_{\text{sat}} = 201.7 \text{ kPa}$ from Table B.5.1

2: (P, process) $v_2 = v_1 (P_1/P_2)^{(1/1.5)} = 0.09921 \times (201.7/500)^{2/3} = \mathbf{0.05416}$

Given (P, v) at state 2 from B.5.2 it is superheated vapor at $T_2 = \mathbf{79^{\circ}\text{C}}$

Process gives $P = C v^{-1.5}$, which is integrated for the work term, Eq.(4.4)

$$\begin{aligned} {}_1W_2 &= \int P \, dV = \frac{m}{1 - 1.5} (P_2 v_2 - P_1 v_1) \\ &= \frac{2}{-0.5} \times (500 \times 0.05416 - 201.7 \times 0.09921) = \mathbf{-7.07 \text{ kJ}} \end{aligned}$$

4.56

Consider the process described in Problem 3.98. With 1 kg water as a control mass, determine the boundary work during the process.

A spring-loaded piston/cylinder contains water at 500°C, 3 MPa. The setup is such that pressure is proportional to volume, $P = CV$. It is now cooled until the water becomes saturated vapor. Sketch the P - v diagram and find the final pressure.

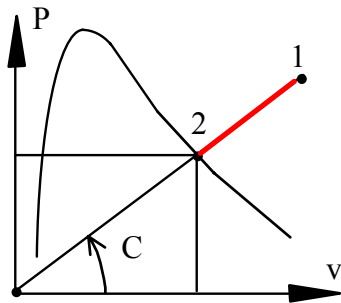
Solution :

$$\text{State 1: Table B.1.3: } v_1 = 0.11619 \text{ m}^3/\text{kg}$$

$$\text{Process: } m \text{ is constant and } P = C_0 V = C_0 m v = C v$$

$$P = Cv \Rightarrow C = P_1/v_1 = 3000/0.11619 = 25820 \text{ kPa kg/m}^3$$

$$\text{State 2: } x_2 = 1 \text{ \& } P_2 = Cv_2 \text{ (on process line)}$$



Trial & error on $T_{2\text{sat}}$ or $P_{2\text{sat}}$:

Here from B.1.2:

$$\text{at 2 MPa } v_g = 0.09963 \Rightarrow C = P/v_g = 20074 \text{ (low)}$$

$$2.5 \text{ MPa } v_g = 0.07998 \Rightarrow C = P/v_g = 31258 \text{ (high)}$$

$$2.25 \text{ MPa } v_g = 0.08875 \Rightarrow C = P/v_g = 25352 \text{ (low)}$$

Now interpolate to match the right slope C :

$$P_2 = 2270 \text{ kPa, } v_2 = P_2/C = 2270/25820 = 0.0879 \text{ m}^3/\text{kg}$$

P is linear in V so the work becomes (area in P - v diagram)

$${}_1w_2 = \int P dv = \frac{1}{2}(P_1 + P_2)(v_2 - v_1)$$

$$= \frac{1}{2}(3000 + 2270)(0.0879 - 0.11619) = -74.5 \text{ kJ/kg}$$

4.57

Find the work for Problem 3.106.

Refrigerant-12 in a piston/cylinder arrangement is initially at 50°C , $x = 1$. It is then expanded in a process so that $P = Cv^{-1}$ to a pressure of 100 kPa. Find the final temperature and specific volume.

Solution:

Knowing the process (P versus V) and states 1 and 2 allows calculation of W.

State 1: 50°C , $x=1$ Table B.3.1: $P_1 = 1219.3$ kPa, $v_1 = 0.01417$ m³/kg

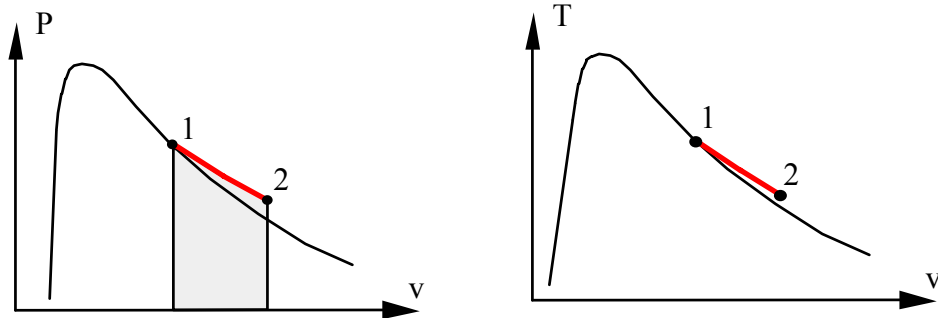
Process: $P = Cv^{-1} \Rightarrow {}_1w_2 = \int P dv = C \ln \frac{v_2}{v_1}$ same as Eq.4.5

State 2: 100 kPa and on process curve: $v_2 = v_1 P_1/P_2 = 0.1728$ m³/kg

From table B.3.2 $T = -13.2^\circ\text{C}$

The constant C for the work term is $P_1 v_1$ so per unit mass we get

$${}_1w_2 = P_1 v_1 \ln \frac{v_2}{v_1} = 1219.3 \times 0.01417 \times \ln \frac{0.1728}{0.01417} = 43.2 \text{ kJ/kg}$$



Notice T is not constant. It is not an ideal gas in this range.

4.58

A piston/cylinder contains water at 500°C, 3 MPa. It is cooled in a polytropic process to 200°C, 1 MPa. Find the polytropic exponent and the specific work in the process.

Solution:

Polytropic process: $Pv^n = C$

Both states must be on the process line: $P_2v_2^n = C = P_1v_1^n$

Take the ratio to get: $\frac{P_1}{P_2} = \left(\frac{v_2}{v_1}\right)^n$

and then take ln of the ratio: $\ln\left(\frac{P_1}{P_2}\right) = \ln\left(\frac{v_2}{v_1}\right)^n = n \ln\left(\frac{v_2}{v_1}\right)$

now solve for the exponent n

$$n = \ln\left(\frac{P_1}{P_2}\right) / \ln\left(\frac{v_2}{v_1}\right) = \frac{1.0986}{0.57246} = \mathbf{1.919}$$

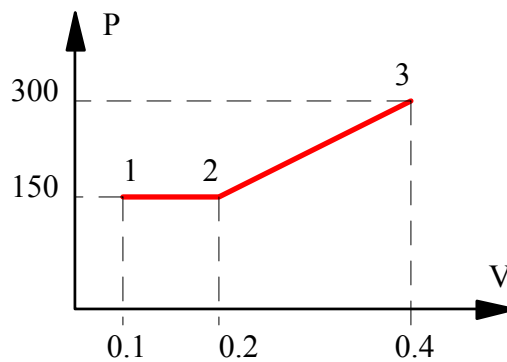
$$\begin{aligned} {}_1w_2 &= \int P \, dv = \frac{P_2v_2 - P_1v_1}{1 - n} && \text{(Equation 4.4)} \\ &= \frac{1000 \times 0.20596 - 3000 \times 0.11619}{1 - 1.919} = \mathbf{155.2 \, kJ} \end{aligned}$$

4.59

Consider a two-part process with an expansion from 0.1 to 0.2 m³ at a constant pressure of 150 kPa followed by an expansion from 0.2 to 0.4 m³ with a linearly rising pressure from 150 kPa ending at 300 kPa. Show the process in a P-V diagram and find the boundary work.

Solution:

By knowing the pressure versus volume variation the work is found. If we plot the pressure versus the volume we see the work as the area below the process curve.

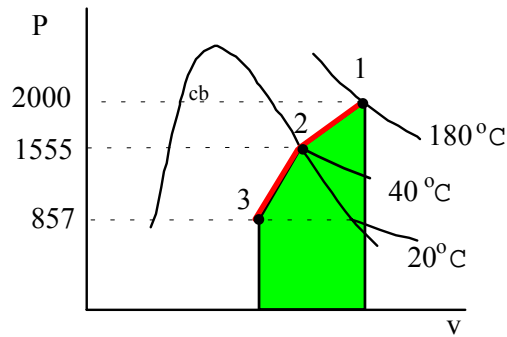


$$\begin{aligned}
 {}_1W_3 &= {}_1W_2 + {}_2W_3 = \int_1^2 P dV + \int_2^3 P dV \\
 &= P_1 (V_2 - V_1) + \frac{1}{2} (P_2 + P_3) (V_3 - V_2) \\
 &= 150 (0.2 - 0.1) + \frac{1}{2} (150 + 300) (0.4 - 0.2) = 15 + 45 = \mathbf{60 \text{ kJ}}
 \end{aligned}$$

4.60

A cylinder containing 1 kg of ammonia has an externally loaded piston. Initially the ammonia is at 2 MPa, 180°C and is now cooled to saturated vapor at 40°C, and then further cooled to 20°C, at which point the quality is 50%. Find the total work for the process, assuming a piecewise linear variation of P versus V .

Solution:



State 1: (T, P) Table B.2.2

$$v_1 = 0.10571 \text{ m}^3/\text{kg}$$

State 2: (T, x) Table B.2.1 sat. vap.

$$P_2 = 1555 \text{ kPa,}$$

$$v_2 = 0.08313 \text{ m}^3/\text{kg}$$

State 3: (T, x) $P_3 = 857 \text{ kPa, } v_3 = (0.001638 + 0.14922)/2 = 0.07543 \text{ m}^3/\text{kg}$

Sum the the work as two integrals each evaluated by the area in the P-v diagram.

$$\begin{aligned} {}_1W_3 &= \int_1^3 P dV \approx \left(\frac{P_1 + P_2}{2} \right) m(v_2 - v_1) + \left(\frac{P_2 + P_3}{2} \right) m(v_3 - v_2) \\ &= \frac{2000 + 1555}{2} 1(0.08313 - 0.10571) + \frac{1555 + 857}{2} 1(0.07543 - 0.08313) \\ &= -49.4 \text{ kJ} \end{aligned}$$

4.61

A piston/cylinder arrangement shown in Fig. P4.61 initially contains air at 150 kPa, 400°C. The setup is allowed to cool to the ambient temperature of 20°C.

- Is the piston resting on the stops in the final state? What is the final pressure in the cylinder?
- What is the specific work done by the air during this process?

Solution:

$$\text{State 1: } P_1 = 150 \text{ kPa, } T_1 = 400^\circ\text{C} = 673.2 \text{ K}$$

$$\text{State 2: } T_2 = T_0 = 20^\circ\text{C} = 293.2 \text{ K}$$

For all states air behave as an ideal gas.

- If piston at stops at 2, $V_2 = V_1/2$ and pressure less than $P_{\text{lift}} = P_1$

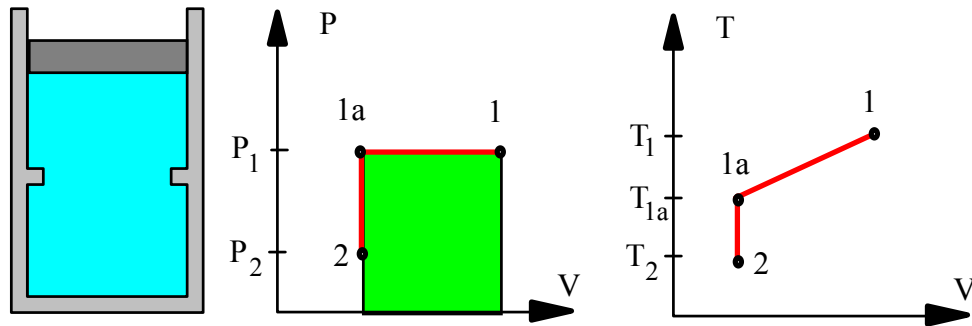
$$\Rightarrow P_2 = P_1 \times \frac{V_1}{V_2} \times \frac{T_2}{T_1} = 150 \times 2 \times \frac{293.2}{673.2} = 130.7 \text{ kPa} < P_1$$

\Rightarrow Piston is resting on stops at state 2.

- Work done while piston is moving at constant $P_{\text{ext}} = P_1$.

$${}_1W_2 = \int P_{\text{ext}} dV = P_1 (V_2 - V_1) ; \quad V_2 = \frac{1}{2} V_1 = \frac{1}{2} m RT_1/P_1$$

$${}_1w_2 = {}_1W_2/m = RT_1 \left(\frac{1}{2} - 1\right) = -\frac{1}{2} \times 0.287 \times 673.2 = \mathbf{-96.6 \text{ kJ/kg}}$$



4.62

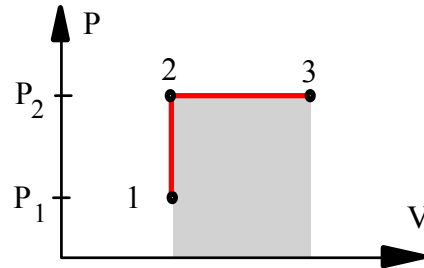
A piston cylinder has 1.5 kg of air at 300 K and 150 kPa. It is now heated up in a two step process. First constant volume to 1000 K (state 2) then followed by a constant pressure process to 1500 K, state 3. Find the final volume and the work in the process.

Solution:

The two processes are:

1 → 2: Constant volume $V_2 = V_1$

2 → 3: Constant pressure $P_3 = P_2$



Use ideal gas approximation for air.

State 1: $T, P \Rightarrow V_1 = mRT_1/P_1 = 1.5 \times 0.287 \times 300 / 150 = 0.861 \text{ m}^3$

State 2: $V_2 = V_1 \Rightarrow P_2 = P_1 (T_2/T_1) = 150 \times 1000 / 300 = 500 \text{ kPa}$

State 3: $P_3 = P_2 \Rightarrow V_3 = V_2 (T_3/T_2) = 0.861 \times 1500 / 1000 = \mathbf{1.2915 \text{ m}^3}$

We find the work by summing along the process path.

$$\begin{aligned} {}_1W_3 &= {}_1W_2 + {}_2W_3 = {}_2W_3 = P_3(V_3 - V_2) \\ &= 500(1.2915 - 0.861) = \mathbf{215.3 \text{ kJ}} \end{aligned}$$

4.63

A piston/cylinder assembly (Fig. P4.63) has 1 kg of R-134a at state 1 with 110°C, 600 kPa, and is then brought to saturated vapor, state 2, by cooling while the piston is locked with a pin. Now the piston is balanced with an additional constant force and the pin is removed. The cooling continues to a state 3 where the R-134a is saturated liquid. Show the processes in a P-V diagram and find the work in each of the two steps, 1 to 2 and 2 to 3.

Solution :

CV R-134a This is a control mass.

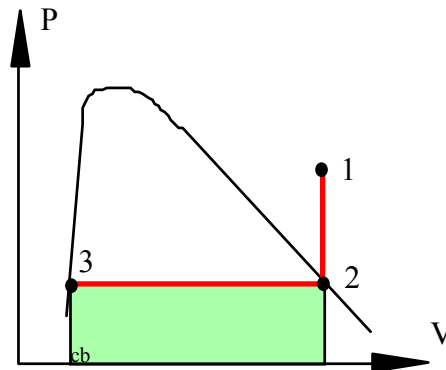
Properties from table B.5.1 and 5.2

State 1: (T,P) B.5.2 $\Rightarrow v = 0.04943 \text{ m}^3/\text{kg}$

State 2: given by fixed volume $v_2 = v_1$ and $x_2 = 1.0$ so from B.5.1

$$v_2 = v_1 = v_g = 0.04943 \text{ m}^3/\text{kg} \Rightarrow T = 10^\circ\text{C}$$

State 3 reached at constant P ($F = \text{constant}$) $v_3 = v_f = 0.000794 \text{ m}^3/\text{kg}$



Since no volume change from 1 to 2 $\Rightarrow \mathbf{{}_1W_2 = 0}$

$$\begin{aligned} {}_2W_3 &= \int P \, dV = P(V_3 - V_2) = mP(v_3 - v_2) \quad \text{Constant pressure} \\ &= 415.8 (0.000794 - 0.04943) \, 1 = \mathbf{-20.22 \text{ kJ}} \end{aligned}$$

4.64

The refrigerant R-22 is contained in a piston/cylinder as shown in Fig. P4.64, where the volume is 11 L when the piston hits the stops. The initial state is -30°C , 150 kPa with a volume of 10 L. This system is brought indoors and warms up to 15°C .

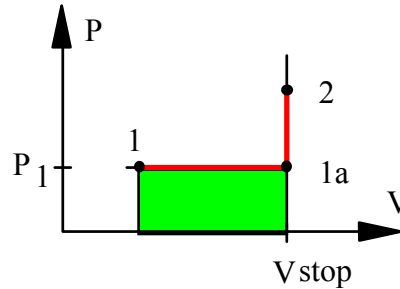
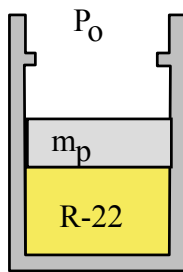
- Is the piston at the stops in the final state?
- Find the work done by the R-22 during this process.

Solution:

Initially piston floats, $V < V_{\text{stop}}$ so the piston moves at constant $P_{\text{ext}} = P_1$ until it reaches the stops or 15°C , whichever is first.

- From Table B.4.2: $v_1 = 0.1487 \text{ m}^3/\text{kg}$,

$$m = V/v = \frac{0.010}{0.1487} = 0.06725 \text{ kg}$$



Check the temperature at state 1a: $P_{1a} = 150 \text{ kPa}$, $v = V_{\text{stop}}/m$.

$$v_{1a} = V/m = \frac{0.011}{0.06725} = 0.16357 \text{ m}^3/\text{kg} \Rightarrow T_{1a} = -9^{\circ}\text{C} \text{ \& } T_2 = 15^{\circ}\text{C}$$

Since $T_2 > T_{1a}$ then it follows that $P_2 > P_1$ and the piston is against stop.

- Work done at constant $P_{\text{ext}} = P_1$.

$${}_1W_2 = \int P_{\text{ext}} dV = P_{\text{ext}}(V_2 - V_1) = 150(0.011 - 0.010) = \mathbf{0.15 \text{ kJ}}$$

4.65

A piston/cylinder contains 50 kg of water at 200 kPa with a volume of 0.1 m³. Stops in the cylinder restricts the enclosed volume to 0.5 m³, similar to the setup in Problem 4.7. The water is now heated to 200°C. Find the final pressure, volume and the work done by the water.

Solution:

Initially the piston floats so the equilibrium lift pressure is 200 kPa

1: 200 kPa, $v_1 = 0.1/50 = 0.002 \text{ m}^3/\text{kg}$,

2: 200°C, on line

Check state 1a:

$$v_{\text{stop}} = 0.5/50 = 0.01 \text{ m}^3/\text{kg}$$

=>

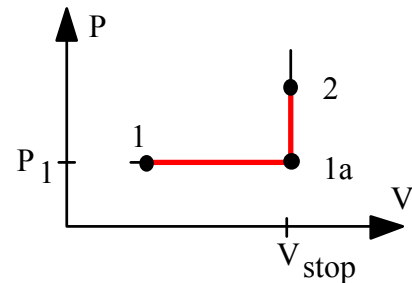
Table B.1.2: 200 kPa, $v_f < v_{\text{stop}} < v_g$

State 1a is two phase at 200 kPa and $T_{\text{stop}} \approx 120.2 \text{ }^\circ\text{C}$ so as $T_2 > T_{\text{stop}}$ the state is higher up in the P-V diagram with

$$v_2 = v_{\text{stop}} < v_g = 0.127 \text{ m}^3/\text{kg} \text{ (at } 200^\circ\text{C)}$$

State 2 two phase => $P_2 = P_{\text{sat}}(T_2) = \mathbf{1.554 \text{ MPa}}$, $V_2 = V_{\text{stop}} = \mathbf{0.5 \text{ m}^3}$

$${}_1W_2 = {}_1W_{\text{stop}} = 200 (0.5 - 0.1) = \mathbf{80 \text{ kJ}}$$

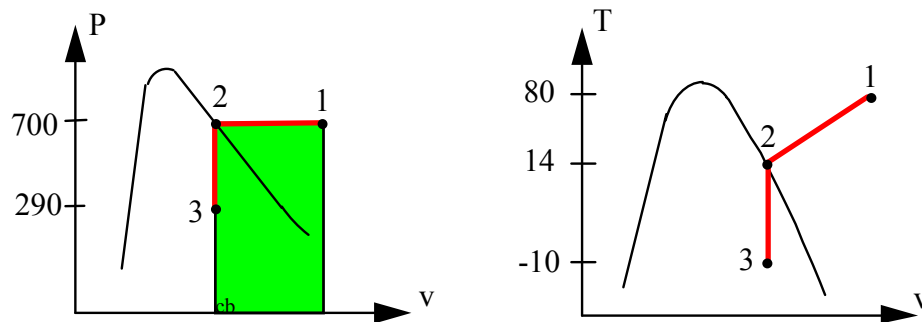


4.66

Find the work for Problem 3.108.

Ammonia in a piston/cylinder arrangement is at 700 kPa, 80°C. It is now cooled at constant pressure to saturated vapor (state 2) at which point the piston is locked with a pin. The cooling continues to -10°C (state 3). Show the processes 1 to 2 and 2 to 3 on both a P - v and T - v diagram.

Solution :



$${}_1W_3 = {}_1W_2 + {}_2W_3 = \int_1^2 P dv = P_1(V_2 - V_1) = mP_1(v_2 - v_1)$$

Since constant volume from 2 to 3, see P - v diagram. From table B.2

$$v_1 = 0.2367 \text{ m}^3/\text{kg}, \quad P_1 = 700 \text{ kPa}, \quad v_2 = v_g = 0.1815 \text{ m}^3/\text{kg}$$

$${}_1W_3 = P_1(v_2 - v_1) = 700 \times (0.1815 - 0.2367) = \mathbf{-38.64 \text{ kJ/kg}}$$

4.67

A piston/cylinder contains 1 kg of liquid water at 20°C and 300 kPa. Initially the piston floats, similar to the setup in Problem 4.64, with a maximum enclosed volume of 0.002 m³ if the piston touches the stops. Now heat is added so a final pressure of 600 kPa is reached. Find the final volume and the work in the process.

Solution:

Take CV as the water which is a control mass: $m_2 = m_1 = m$;

Table B.1.1: 20°C $\Rightarrow P_{\text{sat}} = 2.34 \text{ kPa}$

State 1: Compressed liquid $v = v_f(20) = 0.001002 \text{ m}^3/\text{kg}$

State 1a: $v_{\text{stop}} = 0.002 \text{ m}^3/\text{kg}$, 300 kPa

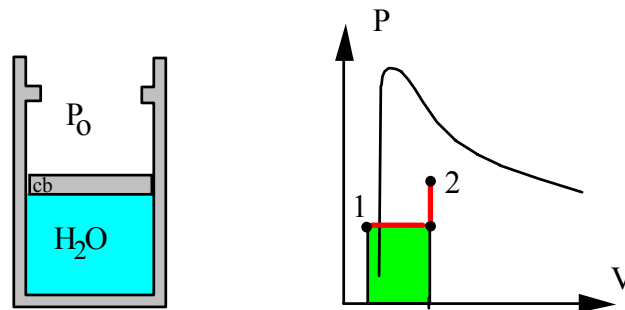
State 2: Since $P_2 = 600 \text{ kPa} > P_{\text{lift}}$ then piston is pressed against the stops

$$v_2 = v_{\text{stop}} = 0.002 \text{ m}^3/\text{kg} \text{ and } V = 0.002 \text{ m}^3$$

For the given P : $v_f < v < v_g$ so 2-phase $T = T_{\text{sat}} = 158.85 \text{ }^\circ\text{C}$

Work is done while piston moves at $P_{\text{lift}} = \text{constant} = 300 \text{ kPa}$ so we get

$${}_1W_2 = \int P \, dV = m P_{\text{lift}}(v_2 - v_1) = 1 \times 300(0.002 - 0.001002) = \mathbf{0.30 \text{ kJ}}$$



4.68

10 kg of water in a piston cylinder arrangement exists as saturated liquid/vapor at 100 kPa, with a quality of 50%. It is now heated so the volume triples. The mass of the piston is such that a cylinder pressure of 200 kPa will float it.

- Find the final temperature and volume of the water.
- Find the work given out by the water.

Solution:

Take CV as the water $m_2 = m_1 = m$;

Process: $v = \text{constant}$ until $P = P_{\text{lift}}$ then P is constant.

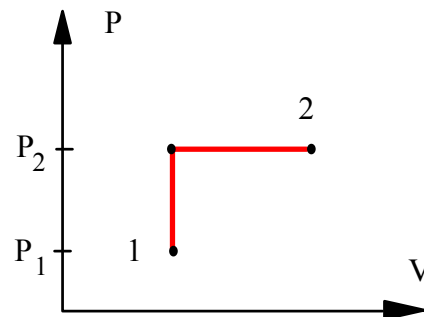
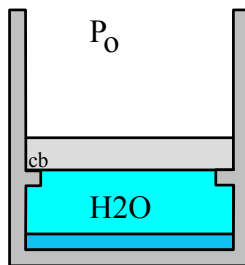
State 1: $v_1 = v_f + x v_{fg} = 0.001043 + 0.5 \times 1.69296 = 0.8475 \text{ m}^3/\text{kg}$

State 2: $v_2, P_2 \leq P_{\text{lift}} \Rightarrow v_2 = 3 \times 0.8475 = 2.5425 \text{ m}^3/\text{kg}$;

$T_2 = 829^\circ\text{C}$; $V_2 = m v_2 = 25.425 \text{ m}^3$

$${}_1W_2 = \int P dV = P_{\text{lift}} \times (V_2 - V_1)$$

$$= 200 \text{ kPa} \times 10 \text{ kg} \times (2.5425 - 0.8475) \text{ m}^3/\text{kg} = 3390 \text{ kJ}$$



4.69

Find the work in Problem 3.43.

Ammonia at 10°C with a mass of 10 kg is in a piston cylinder arrangement with an initial volume of 1 m^3 . The piston initially resting on the stops has a mass such that a pressure of 900 kPa will float it. The ammonia is now slowly heated to 50°C . Find the work in the process.

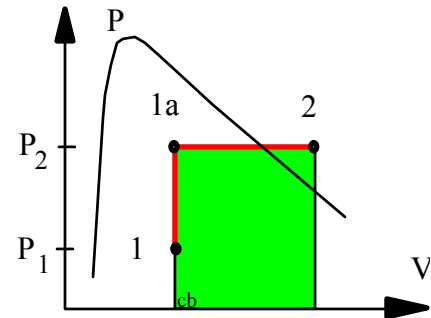
C.V. Ammonia, constant mass.

Process: $V = \text{constant}$ unless $P = P_{\text{float}}$

$$\text{State 1: } T = 10^\circ\text{C}, \quad v_1 = \frac{V}{m} = \frac{1}{10} = 0.1 \text{ m}^3/\text{kg}$$

$$\text{From Table B.2.1 } v_f < v < v_g$$

$$x_1 = (v - v_f)/v_{fg} = (0.1 - 0.0016)/0.20381 \\ = 0.4828$$



State 1a: $P = 900 \text{ kPa}$, $v = v_1 = 0.1 < v_g$ at 900 kPa

This state is two-phase $T_{1a} = 21.52^\circ\text{C}$

Since $T_2 > T_{1a}$ then $v_2 > v_{1a}$

State 2: 50°C and on line(s) means 900 kPa which is superheated vapor.

From Table B.2.2 linear interpolation between 800 and 1000 kPa:

$$v_2 = 0.1648 \text{ m}^3/\text{kg}, \quad V_2 = mv_2 = 1.648 \text{ m}^3$$

$${}_1W_2 = \int P \, dV = P_{\text{float}} (V_2 - V_1) = 900 (1.648 - 1.0) = \mathbf{583.2 \text{ kJ}}$$

4.70

A piston cylinder setup similar to Problem 4.68 contains 0.1 kg saturated liquid and vapor water at 100 kPa with quality 25%. The mass of the piston is such that a pressure of 500 kPa will float it. The water is heated to 300°C. Find the final pressure, volume and the work, ${}_1W_2$.

Solution:

Take CV as the water: $m_2 = m_1 = m$

Process: $v = \text{constant until } P = P_{\text{lift}}$

To locate state 1: Table B.1.2

$$v_1 = 0.001043 + 0.25 \times 1.69296 = 0.42428 \text{ m}^3/\text{kg}$$

$$1a: v_{1a} = v_1 = 0.42428 \text{ m}^3/\text{kg} > v_g \text{ at } 500 \text{ kPa}$$

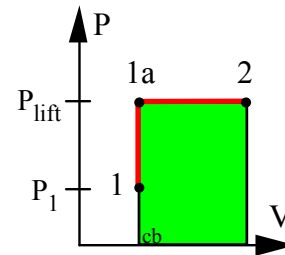
so state 1a is Sup.Vapor $T_{1a} = 200^\circ\text{C}$

State 2 is 300°C so heating continues after state 1a to 2 at constant P =>

$$2: T_2, P_2 = P_{\text{lift}} \Rightarrow \text{Tbl B.1.3 } v_2 = 0.52256 \text{ m}^3/\text{kg};$$

$$V_2 = mv_2 = 0.05226 \text{ m}^3$$

$${}_1W_2 = P_{\text{lift}} (V_2 - V_1) = 500(0.05226 - 0.04243) = 4.91 \text{ kJ}$$



Other types of work and general concepts**4.71**

A 0.5-m-long steel rod with a 1-cm diameter is stretched in a tensile test. What is the required work to obtain a relative strain of 0.1%? The modulus of elasticity of steel is 2×10^8 kPa.

Solution :

$${}_1W_2 = \frac{AEL_0}{2} (e)^2, \quad A = \frac{\pi}{4} (0.01)^2 = 78.54 \times 10^{-6} \text{ m}^2$$
$${}_1W_2 = \frac{78.54 \times 10^{-6} \times 2 \times 10^8 \times 0.5}{2} (10^{-3})^2 = \mathbf{3.93 \text{ J}}$$

4.72

A copper wire of diameter 2 mm is 10 m long and stretched out between two posts. The normal stress (pressure) $\sigma = E(L - L_0)/L_0$, depends on the length L versus the unstretched length L_0 and Young's modulus $E = 1.1 \times 10^6$ kPa. The force is $F = A\sigma$ and measured to be 110 N. How much longer is the wire and how much work was put in?

Solution:

$$F = As = A E \Delta L / L_0 \quad \text{and} \quad \Delta L = FL_0 / AE$$

$$A = \frac{\pi}{4} D^2 = \frac{\pi}{4} \times 0.002^2 = 3.142 \times 10^{-6} \text{ m}^2$$

$$\Delta L = \frac{110 \times 10}{3.142 \times 10^{-6} \times 1.1 \times 10^6 \times 10^3} = \mathbf{0.318 \text{ m}}$$

$$\begin{aligned} {}_1W_2 &= \int F \, dx = \int A s \, dx = \int AE \frac{x}{L_0} \, dx \\ &= \frac{AE}{L_0} \frac{1}{2} x^2 \quad \text{where } x = L - L_0 \\ &= \frac{3.142 \times 10^{-6} \times 1.1 \times 10^6 \times 10^3}{10} \times \frac{1}{2} \times 0.318^2 = \mathbf{17.47 \text{ J}} \end{aligned}$$

4.73

A film of ethanol at 20°C has a surface tension of 22.3 mN/m and is maintained on a wire frame as shown in Fig. P4.73. Consider the film with two surfaces as a control mass and find the work done when the wire is moved 10 mm to make the film 20 × 40 mm.

Solution :

Assume a free surface on both sides of the frame, i.e., there are two surfaces 20 × 30 mm

$$\begin{aligned} W &= -\int S \, dA = -22.3 \times 10^{-3} \times 2(800 - 600) \times 10^{-6} \\ &= -8.92 \times 10^{-6} \, \text{J} = \mathbf{-8.92 \, \mu\text{J}} \end{aligned}$$

4.74

Assume a balloon material with a constant surface tension of $S = 2 \text{ N/m}$. What is the work required to stretch a spherical balloon up to a radius of $r = 0.5 \text{ m}$? Neglect any effect from atmospheric pressure.

Assume the initial area is small, and that we have 2 surfaces inside and out

$$\begin{aligned} W &= -\int S \, dA = -S (A_2 - A_1) \\ &= -S(A_2) = -S(2 \times \pi D_2^2) \\ &= -2 \times 2 \times \pi \times 1 = -12.57 \text{ J} \\ W_{\text{in}} &= -W = \mathbf{12.57 \text{ J}} \end{aligned}$$

4.75

A soap bubble has a surface tension of $S = 3 \times 10^{-4}$ N/cm as it sits flat on a rigid ring of diameter 5 cm. You now blow on the film to create a half sphere surface of diameter 5 cm. How much work was done?

$$\begin{aligned}
 {}_1W_2 &= \int F \, dx = \int S \, dA = S \Delta A \\
 &= 2 \times S \times \left(\frac{\pi}{2} D^2 - \frac{\pi}{4} D^2 \right) \\
 &= 2 \times 3 \times 10^{-4} \times 100 \times \frac{\pi}{2} 0.05^2 (1 - 0.5) \\
 &= \mathbf{1.18 \times 10^{-4} \, J}
 \end{aligned}$$

Notice the bubble has 2 surfaces.

$$\begin{aligned}
 A_1 &= \frac{\pi}{4} D^2, \\
 A_2 &= \frac{1}{2} \pi D^2
 \end{aligned}$$



4.76

Assume we fill a spherical balloon from a bottle of helium gas. The helium gas provides work $\int P dV$ that stretches the balloon material $\int S dA$ and pushes back the atmosphere $\int P_o dV$. Write the incremental balance for $dW_{\text{helium}} = dW_{\text{stretch}} + dW_{\text{atm}}$ to establish the connection between the helium pressure, the surface tension S and P_o as a function of radius.

$$W_{\text{He}} = \int P dV = \int S dA + \int P_o dV$$

$$dW_{\text{He}} = P dV = S dA + P_o dV$$

$$dV = d\left(\frac{\pi}{6} D^3\right) = \frac{\pi}{6} \times 3D^2 dD$$

$$dA = d(2 \times \pi \times D^2) = 2\pi (2D) dD$$

$$P \frac{\pi}{2} D^2 dD = S (4\pi) D dD + P_o \frac{\pi}{2} D^2 dD$$

$$P_{\text{He}} = P_o + 8 \frac{S}{D}$$

4.77

A sheet of rubber is stretched out over a ring of radius 0.25 m. I pour liquid water at 20°C on it so the rubber forms a half sphere (cup). Neglect the rubber mass and find the surface tension near the ring?

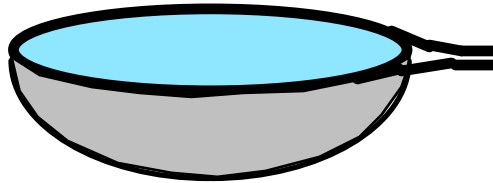
Solution:

$$F \uparrow = F \downarrow ; F \uparrow = SL$$

The length is the perimeter, $2\pi r$, and there is two surfaces

$$S \times 2 \times 2\pi r = m_{\text{H}_2\text{O}} g = \rho_{\text{H}_2\text{O}} V g = \rho_{\text{H}_2\text{O}} \times \frac{1}{12} \pi (2r)^3 g = \rho_{\text{H}_2\text{O}} \times \pi \frac{2}{3} r^3 g$$

$$S = \rho_{\text{H}_2\text{O}} \frac{1}{6} r^2 g = 997 \times \frac{1}{6} \times 0.25^2 \times 9.81 = \mathbf{101.9 \text{ N/m}}$$

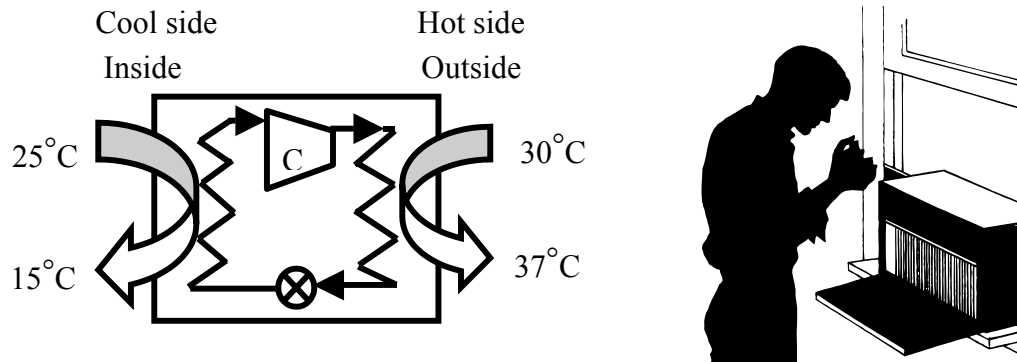


4.78

Consider a window-mounted air conditioning unit used in the summer to cool incoming air. Examine the system boundaries for rates of work and heat transfer, including signs.

Solution :

Air-conditioner unit, steady operation with no change of temperature of AC unit.



- electrical work (power) input operates unit,
- +Q rate of heat transfer from the room,
- a larger -Q rate of heat transfer (sum of the other two energy rates) out to the outside air.

4.79

Consider a hot-air heating system for a home. Examine the following systems for heat transfer.

- a) The combustion chamber and combustion gas side of the heat transfer area.
- b) The furnace as a whole, including the hot- and cold-air ducts and chimney.

Solution:

- a) Fuel and air enter, warm products of the combustion exit, large $-Q$ to the air in the duct system, small $-Q$ loss directly to the room.

- b) Fuel and air enter, warm products exit through the chimney, cool air into the cold air return duct, warm air exit hot-air duct to heat the house. Small heat transfer losses from furnace, chimney and ductwork to the house.

4.80

Consider a household refrigerator that has just been filled up with room-temperature food. Define a control volume (mass) and examine its boundaries for rates of work and heat transfer, including sign.

- a. Immediately after the food is placed in the refrigerator
- b. After a long period of time has elapsed and the food is cold

Solution:

I. C.V. Food.

- a) short term.: $-Q$ from warm food to cold refrigerator air. Food cools.
- b) Long term: $-Q$ goes to zero after food has reached refrigerator T.

II. C.V. refrigerator space, not food, not refrigerator system

- a) short term: $+Q$ from the warm food, $+Q$ from heat leak from room into cold space. $-Q$ (sum of both) to refrigeration system. If not equal the refrigerator space initially warms slightly and then cools down to preset T.
- b) long term: small $-Q$ heat leak balanced by $-Q$ to refrigeration system.

Note: For refrigeration system CV any Q in from refrigerator space plus electrical W input to operate system, sum of which is Q rejected to the room.

4.81

A room is heated with an electric space heater on a winter day. Examine the following control volumes, regarding heat transfer and work, including sign.

- a) The space heater.
- b) Room
- c) The space heater and the room together

Solution:

- a) The space heater.

Electrical work (power) input, and equal (after system warm up) Q out to the room.

- b) Room

Q input from the heater balances Q loss to the outside, for steady (no temperature change) operation.

- c) The space heater and the room together

Electrical work input balances Q loss to the outside, for steady operation.

Rates of work**4.82**

An escalator raises a 100 kg bucket of sand 10 m in 1 minute. Determine the rate of work done during the process.

Solution:

The work is a force with a displacement and force is constant: $F = mg$

$$W = \int F dx = F \int dx = F \Delta x = 100 \text{ kg} \times 9.80665 \text{ m/s}^2 \times 10 \text{ m} = 9807 \text{ J}$$

The rate of work is work per unit time

$$\dot{W} = \frac{W}{\Delta t} = \frac{9807 \text{ J}}{60 \text{ s}} = \mathbf{163 \text{ W}}$$

4.83

A car uses 25 hp to drive at a horizontal level at constant 100 km/h. What is the traction force between the tires and the road?

Solution:

We need to relate the rate of work to the force and velocity

$$dW = F dx \quad \Rightarrow \quad \frac{dW}{dt} = \dot{W} = F \frac{dx}{dt} = F\mathbf{V}$$

$$F = \dot{W} / \mathbf{V}$$

$$\dot{W} = 25 \text{ hp} = 25 \times 0.7355 \text{ kW} = 18.39 \text{ kW}$$

$$\mathbf{V} = 100 \times \frac{1000}{3600} = 27.78 \text{ m/s}$$

$$F = \dot{W} / \mathbf{V} = (18.39 / 27.78) \text{ kN} = \mathbf{0.66 \text{ kN}}$$

$$\text{Units: } \text{kW} / (\text{ms}^{-1}) = \text{kW s m}^{-1} = \text{kJ s}^{-1} \text{s m}^{-1} = \text{kN m m}^{-1} = \text{kN}$$

4.84

A piston/cylinder of cross sectional area 0.01 m^2 maintains constant pressure. It contains 1 kg water with a quality of 5% at 150°C . If we heat so 1 g/s liquid turns into vapor what is the rate of work out?

$$V_{\text{vapor}} = m_{\text{vapor}} v_g, \quad V_{\text{liq}} = m_{\text{liq}} v_f$$

$$m_{\text{tot}} = \text{constant} = m_{\text{vapor}} + m_{\text{liq}}$$

$$V_{\text{tot}} = V_{\text{vapor}} + V_{\text{liq}}$$

$$\dot{m}_{\text{tot}} = 0 = \dot{m}_{\text{vapor}} + \dot{m}_{\text{liq}} \Rightarrow \dot{m}_{\text{liq}} = -\dot{m}_{\text{vapor}}$$

$$\begin{aligned} \dot{V}_{\text{tot}} &= \dot{V}_{\text{vapor}} + \dot{V}_{\text{liq}} = \dot{m}_{\text{vapor}} v_g + \dot{m}_{\text{liq}} v_f \\ &= \dot{m}_{\text{vapor}} (v_g - v_f) = \dot{m}_{\text{vapor}} v_{fg} \end{aligned}$$

$$\begin{aligned} \dot{W} &= P \dot{V} = P \dot{m}_{\text{vapor}} v_{fg} \\ &= 475.9 \times 0.001 \times 0.39169 = \mathbf{0.1864 \text{ kW}} \\ &= \mathbf{186 \text{ W}} \end{aligned}$$

4.85

A crane lifts a bucket of cement with a total mass of 450 kg vertically up with a constant velocity of 2 m/s. Find the rate of work needed to do that.

Solution:

Rate of work is force times rate of displacement. The force is due to gravity ($a = 0$) alone.

$$\dot{W} = F\mathbf{V} = mg \times \mathbf{V} = 450 \text{ kg} \times 9.807 \text{ ms}^{-2} \times 2 \text{ ms}^{-1} = 8826 \text{ J/s}$$

$$\dot{W} = \mathbf{8.83 \text{ kW}}$$

4.86

Consider the car with the rolling resistance as in problem 4.27. How fast can it drive using 30 hp?

$$F = 0.006 \text{ mg}$$

$$\text{Power} = F \times \mathbf{V} = 30 \text{ hp} = \dot{W}$$

$$\mathbf{V} = \dot{W} / F = \frac{\dot{W}}{0.006 \text{ mg}} = \frac{30 \times 0.7457 \times 1000}{0.006 \times 1200 \times 9.81} = \mathbf{271.5 \text{ m/s}}$$

Comment : This is a very high velocity, the rolling resistance is low relative to the air resistance.

4.87

Consider the car with the air drag force as in problem 4.29. How fast can it drive using 30 hp?

$$\rho = \frac{1}{v} = \frac{P}{RT} = \frac{100}{0.287 \times 290} = 1.2015 \frac{\text{kg}}{\text{m}^3} \quad \text{and} \quad A = 4 \text{ m}^2$$

$$\text{Drag force:} \quad F_{\text{drag}} = 0.225 A \rho \mathbf{V}^2$$

$$\text{Power for drag force:} \quad \dot{W}_{\text{drag}} = 30 \text{ hp} \times 0.7457 = 22.371 \text{ kW}$$

$$\dot{W}_{\text{drag}} = F_{\text{drag}} \mathbf{V} = 0.225 \times 4 \times 1.2015 \times \mathbf{V}^3$$

$$\mathbf{V}^3 = \dot{W}_{\text{drag}} / (0.225 \times 4 \times 1.2015) = 20 \text{ 688}$$

$$\mathbf{V} = 27.452 \text{ m/s} = 27.452 \times \frac{3600}{1000} = \mathbf{98.8 \text{ km/h}}$$

4.88

Consider a 1400 kg car having the rolling resistance as in problem 4.27 and air resistance as in problem 4.29. How fast can it drive using 30 hp?

$$F_{\text{tot}} = F_{\text{rolling}} + F_{\text{air}} = 0.006 mg + 0.225 A\rho\mathbf{V}^2$$

$$m = 1400 \text{ kg}, A = 4 \text{ m}^2$$

$$\rho = P/RT = 1.2015 \text{ kg/m}^3$$

$$\dot{W} = F\mathbf{V} = 0.006 mg\mathbf{V} + 0.225 \rho A\mathbf{V}^3$$

Nonlinear in \mathbf{V} so solve by trial and error.

$$\dot{W} = 30 \text{ hp} = 30 \times 0.7355 \text{ kW} = 22.06 \text{ kW}$$

$$= 0.0006 \times 1400 \times 9.807 \mathbf{V} + 0.225 \times 1.2015 \times 4 \mathbf{V}^3$$

$$= 82.379\mathbf{V} + 1.08135 \mathbf{V}^3$$

$$\mathbf{V} = 25 \text{ m/s} \Rightarrow \dot{W} = 18\,956 \text{ W}$$

$$\mathbf{V} = 26 \text{ m/s} \quad \dot{W} = 21\,148 \text{ W}$$

$$\mathbf{V} = 27 \text{ m/s} \quad \dot{W} = 23\,508 \text{ W}$$

Linear interpolation

$$\mathbf{V} = 26.4 \text{ m/s} = \mathbf{95 \text{ km/h}}$$

4.89

A battery is well insulated while being charged by 12.3 V at a current of 6 A. Take the battery as a control mass and find the instantaneous rate of work and the total work done over 4 hours.

Solution :

Battery thermally insulated $\Rightarrow Q = 0$

For constant voltage E and current i ,

$$\text{Power} = E i = 12.3 \times 6 = \mathbf{73.8 \text{ W}} \quad [\text{Units } \text{V} \times \text{A} = \text{W}]$$

$$W = \int \text{power } dt = \text{power } \Delta t$$

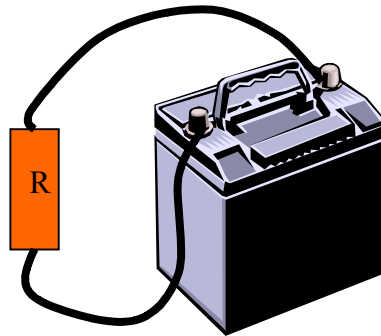
$$= 73.8 \times 4 \times 60 \times 60 = 1\,062\,720 \text{ J} = \mathbf{1062.7 \text{ kJ}}$$

4.90

A current of 10 amp runs through a resistor with a resistance of 15 ohms. Find the rate of work that heats the resistor up.

Solution:

$$\dot{W} = \text{power} = E i = R i^2 = 15 \times 10 \times 10 = \mathbf{1500 \text{ W}}$$



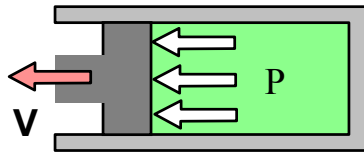
4.91

A pressure of 650 kPa pushes a piston of diameter 0.25 m with $\mathbf{V} = 5$ m/s. What is the volume displacement rate, the force and the transmitted power?

$$A = \frac{\pi}{4} D^2 = 0.049087 \text{ m}^2$$

$$\dot{V} = A\mathbf{V} = 0.049087 \text{ m}^2 \times 5 \text{ m/s} = \mathbf{0.2454 \text{ m}^3/\text{s}}$$

$$\dot{W} = \text{power} = F\mathbf{V} = P\dot{V} = 650 \text{ kPa} \times 0.2454 \text{ m}^3/\text{s} = \mathbf{159.5 \text{ kW}}$$



4.92

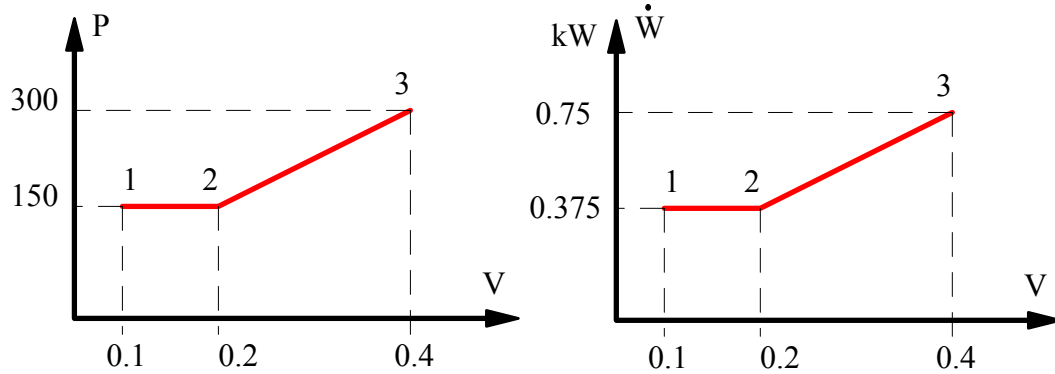
Assume the process in Problem 4.37 takes place with a constant rate of change in volume over 2 minutes. Show the power (rate of work) as a function of time.

Solution:

$$W = \int P \, dV \quad \text{since } 2 \text{ min} = 120 \text{ secs}$$

$$\dot{W} = P (\Delta V / \Delta t)$$

$$(\Delta V / \Delta t) = 0.3 / 120 = \mathbf{0.0025 \text{ m}^3/\text{s}}$$



4.93

Air at a constant pressure in a piston cylinder is at 300 kPa, 300 K and a volume of 0.1 m³. It is heated to 600 K over 30 seconds in a process with constant piston velocity. Find the power delivered to the piston.

Solution:

$$\text{Process: } P = \text{constant} : \quad dW = P dV \quad \Rightarrow \quad \dot{W} = P\dot{V}$$

$$V_2 = V_1 \times (T_2/T_1) = 0.1 \times (600/300) = 0.2$$

$$\dot{W} = P (\Delta V / \Delta t) = 300 \times (0.2-0.1)/30 = \mathbf{1 \text{ kW}}$$

4.94

A torque of 650 Nm rotates a shaft of diameter 0.25 m with $\omega = 50$ rad/s. What are the shaft surface speed and the transmitted power?

Solution:

$$\mathbf{V} = \omega r = \omega D/2 = 50 \times 0.25 / 2 = \mathbf{6.25 \text{ m/s}}$$

$$\text{Power} = T\omega = 650 \times 50 \text{ Nm/s} = 32\,500 \text{ W} = \mathbf{32.5 \text{ kW}}$$

Heat Transfer rates

4.95

The sun shines on a 150 m^2 road surface so it is at 45°C . Below the 5 cm thick asphalt, average conductivity of 0.06 W/m K , is a layer of compacted rubbles at a temperature of 15°C . Find the rate of heat transfer to the rubbles.

Solution :

This is steady one dimensional conduction through the asphalt layer.

$$\begin{aligned}\dot{Q} &= k A \frac{\Delta T}{\Delta x} \\ &= 0.06 \times 150 \times \frac{45-15}{0.05} \\ &= \mathbf{5400 \text{ W}}\end{aligned}$$



4.96

A pot of steel, conductivity 50 W/m K, with a 5 mm thick bottom is filled with 15°C liquid water. The pot has a diameter of 20 cm and is now placed on an electric stove that delivers 250 W as heat transfer. Find the temperature on the outer pot bottom surface assuming the inner surface is at 15°C.


Solution :

Steady conduction through the bottom of the steel pot. Assume the inside surface is at the liquid water temperature.

$$\dot{Q} = k A \frac{\Delta T}{\Delta x} \Rightarrow \Delta T = \dot{Q} \Delta x / kA$$

$$\Delta T = 250 \times 0.005 / (50 \times \frac{\pi}{4} \times 0.2^2) = 0.796$$

$$T = 15 + 0.796 \cong \mathbf{15.8^\circ\text{C}}$$



4.97


A water-heater is covered up with insulation boards over a total surface area of 3 m^2 . The inside board surface is at 75°C and the outside surface is at 20°C and the board material has a conductivity of 0.08 W/m K . How thick a board should it be to limit the heat transfer loss to 200 W ?

Solution :

Steady state conduction through a single layer board.

$$\dot{Q}_{\text{cond}} = k A \frac{\Delta T}{\Delta x} \Rightarrow \Delta x = k A \Delta T / \dot{Q}$$

$$\Delta x = 0.08 \times 3 \times \frac{75 - 20}{200} = \mathbf{0.066 \text{ m}}$$



4.98

You drive a car on a winter day with the atmospheric air at -15°C and you keep the outside front windshield surface temperature at $+2^{\circ}\text{C}$ by blowing hot air on the inside surface. If the windshield is 0.5 m^2 and the outside convection coefficient is $250\text{ W/m}^2\text{K}$ find the rate of energy loss through the front windshield. For that heat transfer rate and a 5 mm thick glass with $k = 1.25\text{ W/mK}$ what is then the inside windshield surface temperature?

Solution :

The heat transfer from the inside must match the loss on the outer surface to give a steady state (frost free) outside surface temperature.

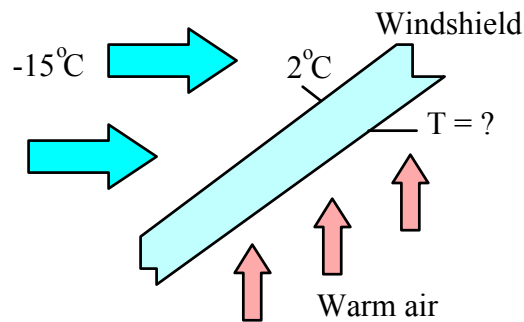
$$\begin{aligned}\dot{Q}_{\text{conv}} &= h A \Delta T = 250 \times 0.5 \times [2 - (-15)] \\ &= 250 \times 0.5 \times 17 = \mathbf{2125\text{ W}}\end{aligned}$$

This is a substantial amount of power.

$$\dot{Q}_{\text{cond}} = k A \frac{\Delta T}{\Delta x} \quad \Rightarrow \quad \Delta T = \frac{\dot{Q}}{kA} \Delta x$$

$$\Delta T = \frac{2125\text{ W}}{1.25\text{ W/mK} \times 0.5\text{ m}^2} 0.005\text{ m} = 17\text{ K}$$

$$T_{\text{in}} = T_{\text{out}} + \Delta T = 2 + 17 = \mathbf{19^{\circ}\text{C}}$$



4.99

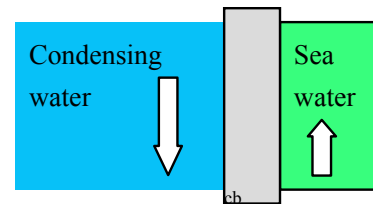
A large condenser (heat exchanger) in a power plant must transfer a total of 100 MW from steam running in a pipe to sea water being pumped through the heat exchanger. Assume the wall separating the steam and seawater is 4 mm of steel, conductivity 15 W/m K and that a maximum of 5°C difference between the two fluids is allowed in the design. Find the required minimum area for the heat transfer neglecting any convective heat transfer in the flows.

Solution :

Steady conduction through the 4 mm steel wall.

$$\dot{Q} = k A \frac{\Delta T}{\Delta x} \Rightarrow A = \dot{Q} \Delta x / k \Delta T$$

$$A = 100 \times 10^6 \times 0.004 / (15 \times 5) = \mathbf{480 \text{ m}^2}$$



4.100

The black grille on the back of a refrigerator has a surface temperature of 35°C with a total surface area of 1 m². Heat transfer to the room air at 20°C takes place with an average convective heat transfer coefficient of 15 W/m² K. How much energy can be removed during 15 minutes of operation?

Solution :

$$\dot{Q} = hA \Delta T; \quad Q = \dot{Q} \Delta t = hA \Delta T \Delta t$$
$$Q = 15 \times 1 \times (35-20) \times 15 \times 60 = 202500 \text{ J} = \mathbf{202.5 \text{ kJ}}$$

4.101

Due to a faulty door contact the small light bulb (25 W) inside a refrigerator is kept on and limited insulation lets 50 W of energy from the outside seep into the refrigerated space. How much of a temperature difference to the ambient at 20°C must the refrigerator have in its heat exchanger with an area of 1 m² and an average heat transfer coefficient of 15 W/m² K to reject the leaks of energy.

Solution :

$$\dot{Q}_{\text{tot}} = 25 + 50 = 75 \text{ W to go out}$$

$$\dot{Q} = hA\Delta T = 15 \times 1 \times \Delta T = 75$$

$$\Delta T = \dot{Q} / hA = 75 / (15 \times 1) = 5 \text{ }^\circ\text{C}$$

OR T must be at least **25 °C**

4.102

The brake shoe and steel drum on a car continuously absorbs 25 W as the car slows down. Assume a total outside surface area of 0.1 m^2 with a convective heat transfer coefficient of $10 \text{ W/m}^2 \text{ K}$ to the air at 20°C . How hot does the outside brake and drum surface become when steady conditions are reached?

Solution :

$$\begin{aligned}\dot{Q} &= hA\Delta T \Rightarrow \Delta T = \dot{Q} / hA \\ \Delta T &= (T_{\text{BRAKE}} - 20) = 25 / (10 \times 0.1) = \mathbf{25^\circ\text{C}} \\ T_{\text{BRAKE}} &= 20 + 25 = \mathbf{45^\circ\text{C}}\end{aligned}$$

4.103

A wall surface on a house is at 30°C with an emissivity of $\varepsilon = 0.7$. The surrounding ambient to the house is at 15°C, average emissivity of 0.9. Find the rate of radiation energy from each of those surfaces per unit area.

Solution :

$$\dot{Q}/A = \varepsilon\sigma AT^4, \quad \sigma = 5.67 \times 10^{-8}$$

a) $\dot{Q}/A = 0.7 \times 5.67 \times 10^{-8} \times (273.15 + 30)^4 = \mathbf{335 \text{ W/m}^2}$

b) $\dot{Q}/A = 0.9 \times 5.67 \times 10^{-8} \times 288.15^4 = \mathbf{352 \text{ W/m}^2}$

4.104

A log of burning wood in the fireplace has a surface temperature of 450°C. Assume the emissivity is 1 (perfect black body) and find the radiant emission of energy per unit surface area.

Solution :

$$\begin{aligned}\dot{Q}/A &= 1 \times \sigma T^4 \\ &= 5.67 \times 10^{-8} \times (273.15 + 450)^4 \\ &= 15505 \text{ W/m}^2 \\ &= \mathbf{15.5 \text{ kW/m}^2}\end{aligned}$$



4.105

A radiant heat lamp is a rod, 0.5 m long and 0.5 cm in diameter, through which 400 W of electric energy is deposited. Assume the surface has an emissivity of 0.9 and neglect incoming radiation. What will the rod surface temperature be ?

Solution :

For constant surface temperature outgoing power equals electric power.

$$\dot{Q}_{\text{rad}} = \varepsilon \sigma A T^4 = \dot{Q}_{\text{el}} \Rightarrow$$

$$T^4 = \dot{Q}_{\text{el}} / \varepsilon \sigma A = 400 / (0.9 \times 5.67 \times 10^{-8} \times 0.5 \times \pi \times 0.005)$$

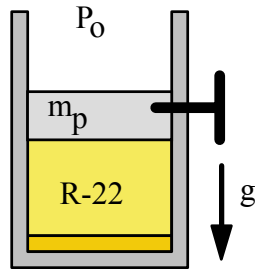
$$= 9.9803 \times 10^{11} \text{ K}^4 \Rightarrow T \cong \mathbf{1000 \text{ K} \text{ OR } 725 \text{ }^\circ\text{C}}$$

Review Problems

4.106

A vertical cylinder (Fig. P4.106) has a 61.18-kg piston locked with a pin trapping 10 L of R-22 at 10°C, 90% quality inside. Atmospheric pressure is 100 kPa, and the cylinder cross-sectional area is 0.006 m². The pin is removed, allowing the piston to move and come to rest with a final temperature of 10°C for the R-22. Find the final pressure, final volume and the work done by the R-22.

Solution:



State 1: (T, x) from table B.4.1

$$v_1 = 0.0008 + 0.9 \times 0.03391 = 0.03132 \text{ m}^3/\text{kg}$$

$$m = V_1/v_1 = 0.010/0.03132 = 0.319 \text{ kg}$$

Force balance on piston gives the equilibrium pressure

$$P_2 = P_0 + m_p g / A_p = 100 + \frac{61.18 \times 9.807}{0.006 \times 1000} = \mathbf{200 \text{ kPa}}$$

State 2: (T,P) in Table B.4.2 $v_2 = 0.13129 \text{ m}^3/\text{kg}$

$$V_2 = m v_2 = 0.319 \text{ kg} \times 0.13129 \text{ m}^3/\text{kg} = 0.04188 \text{ m}^3 = \mathbf{41.88 \text{ L}}$$

$${}_1W_2 = \int P_{\text{equil}} dV = P_2(V_2 - V_1) = 200 \text{ kPa} (0.04188 - 0.010) \text{ m}^3 = \mathbf{6.38 \text{ kJ}}$$

4.107

A piston/cylinder contains butane, C_4H_{10} , at 300°C , 100 kPa with a volume of 0.02 m^3 . The gas is now compressed slowly in an isothermal process to 300 kPa .

- Show that it is reasonable to assume that butane behaves as an ideal gas during this process.
- Determine the work done by the butane during the process.

Solution:

$$\text{a) } T_{r1} = \frac{T}{T_c} = \frac{573.15}{425.2} = 1.35; \quad P_{r1} = \frac{P}{P_c} = \frac{100}{3800} = 0.026$$

From the generalized chart in figure D.1 $Z_1 = 0.99$

$$T_{r2} = \frac{T}{T_c} = \frac{573.15}{425.2} = 1.35; \quad P_{r2} = \frac{P}{P_c} = \frac{300}{3800} = 0.079$$

From the generalized chart in figure D.1 $Z_2 = 0.98$

Ideal gas model is adequate for both states.

$$\text{b) Ideal gas } T = \text{constant} \Rightarrow PV = mRT = \text{constant}$$

$$W = \int P dV = P_1 V_1 \ln \frac{P_1}{P_2} = 100 \times 0.02 \times \ln \frac{100}{300} = -2.2 \text{ kJ}$$

4.108

A cylinder fitted with a piston contains propane gas at 100 kPa, 300 K with a volume of 0.2 m³. The gas is now slowly compressed according to the relation $PV^{1.1} = \text{constant}$ to a final temperature of 340 K. Justify the use of the ideal gas model. Find the final pressure and the work done during the process.

Solution:

The process equation and T determines state 2. Use ideal gas law to say

$$P_2 = P_1 \left(\frac{T_2}{T_1} \right)^{\frac{n}{n-1}} = 100 \left(\frac{340}{300} \right)^{\frac{1.1}{0.1}} = \mathbf{396 \text{ kPa}}$$

$$V_2 = V_1 \left(\frac{P_1}{P_2} \right)^{1/n} = 0.2 \left(\frac{100}{396} \right)^{1/1.1} = 0.0572 \text{ m}^3$$

For propane Table A.2: $T_c = 370 \text{ K}$, $P_c = 4260 \text{ kPa}$, Figure D.1 gives Z.

$$T_{r1} = 0.81, P_{r1} = 0.023 \Rightarrow Z_1 = 0.98$$

$$T_{r2} = 0.92, P_{r2} = 0.093 \Rightarrow Z_2 = 0.95$$

Ideal gas model **OK** for both states, minor corrections could be used. The work is integrated to give Eq.4.4

$${}_1W_2 = \int P dV = \frac{P_2V_2 - P_1V_1}{1-n} = \frac{(396 \times 0.0572) - (100 \times 0.2)}{1 - 1.1} = \mathbf{-26.7 \text{ kJ}}$$

4.109

The gas space above the water in a closed storage tank contains nitrogen at 25°C, 100 kPa. Total tank volume is 4 m³, and there is 500 kg of water at 25°C. An additional 500 kg water is now forced into the tank. Assuming constant temperature throughout, find the final pressure of the nitrogen and the work done on the nitrogen in this process.

Solution:

The water is compressed liquid and in the process the pressure goes up so the water stays as liquid. Incompressible so the specific volume does not change. The nitrogen is an ideal gas and thus highly compressible.

$$\text{State 1:} \quad V_{\text{H}_2\text{O} 1} = 500 \times 0.001003 = 0.5015 \text{ m}^3$$

$$V_{\text{N}_2 1} = 4.0 - 0.5015 = 3.4985 \text{ m}^3$$

$$\text{State 2:} \quad V_{\text{N}_2 2} = 4.0 - 2 \times 0.5015 = 2.997 \text{ m}^3$$

$$\text{Process:} \quad T = C \text{ gives} \quad P_1 V_1 = mRT = P_2 V_2$$

$$P_{\text{N}_2 2} = 100 \times \frac{3.4985}{2.997} = \mathbf{116.7 \text{ kPa}}$$

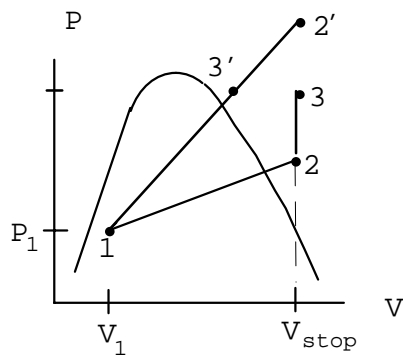
Constant temperature gives $P = mRT/V$ i.e. pressure inverse in V for which the work term is integrated to give Eq.4.5

$$\begin{aligned} W_{\text{by N}_2} &= \int_1^2 P_{\text{N}_2} dV_{\text{N}_2} = P_1 V_1 \ln(V_2/V_1) \\ &= 100 \times 3.4985 \times \ln \frac{2.997}{3.4985} = \mathbf{-54.1 \text{ kJ}} \end{aligned}$$

4.110

Two kilograms of water is contained in a piston/cylinder (Fig. P4.110) with a massless piston loaded with a linear spring and the outside atmosphere. Initially the spring force is zero and $P_1 = P_o = 100 \text{ kPa}$ with a volume of 0.2 m^3 . If the piston just hits the upper stops the volume is 0.8 m^3 and $T = 600^\circ\text{C}$. Heat is now added until the pressure reaches 1.2 MPa . Find the final temperature, show the P - V diagram and find the work done during the process.

Solution:



$$\text{State 1: } v_1 = V/m = 0.2 / 2 = 0.1 \text{ m}^3/\text{kg}$$

$$\text{Process: } 1 \rightarrow 2 \rightarrow 3 \text{ or } 1 \rightarrow 3'$$

$$\text{State at stops: } 2 \text{ or } 2'$$

$$v_2 = V_{\text{stop}}/m = 0.4 \text{ m}^3/\text{kg} \quad \& \quad T_2 = 600^\circ\text{C}$$

$$\text{Table B.1.3} \Rightarrow P_{\text{stop}} = 1 \text{ MPa} < P_3$$

$$\text{since } P_{\text{stop}} < P_3 \text{ the process is as } 1 \rightarrow 2 \rightarrow 3$$

$$\text{State 3: } P_3 = 1.2 \text{ MPa}, v_3 = v_2 = 0.4 \text{ m}^3/\text{kg} \Rightarrow T_3 \cong 770^\circ\text{C}$$

$$\begin{aligned} W_{13} &= W_{12} + W_{23} = \frac{1}{2}(P_1 + P_2)(V_2 - V_1) + 0 = \frac{1}{2}(100 + 1000)(0.8 - 0.2) \\ &= 330 \text{ kJ} \end{aligned}$$

4.111

A cylinder having an initial volume of 3 m^3 contains 0.1 kg of water at 40°C . The water is then compressed in an isothermal quasi-equilibrium process until it has a quality of 50%. Calculate the work done in the process splitting it into two steps. Assume the water vapor is an ideal gas during the first step of the process.

Solution: C.V. Water

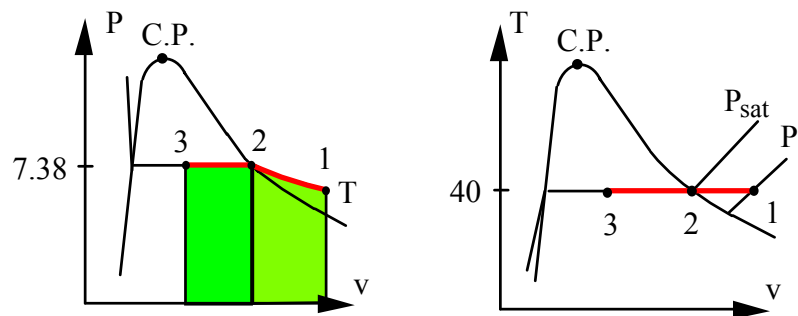
$$\text{State 2: } (40^\circ\text{C}, x = 1) \text{ Tbl B.1.1 } \Rightarrow P_G = 7.384 \text{ kPa}, v_G = 19.52$$

$$\text{State 1: } v_1 = V_1/m = 3 / 0.1 = 30 \text{ m}^3/\text{kg} \quad (> v_G)$$

so $\text{H}_2\text{O} \sim$ ideal gas from 1-2 so since constant T

$$P_1 = P_G \frac{v_G}{v_1} = 7.384 \times \frac{19.52}{30} = 4.8 \text{ kPa}$$

$$V_2 = mv_2 = 0.1 \times 19.52 = 1.952 \text{ m}^3$$



Process $T = C$: and ideal gas gives work from Eq.4.5

$${}_1W_2 = \int_1^2 P dv = P_1 V_1 \ln \frac{V_2}{V_1} = 4.8 \times 3.0 \times \ln \frac{1.952}{3} = -6.19 \text{ kJ}$$

$$v_3 = 0.001008 + 0.5 \times 19.519 = 9.7605 \Rightarrow V_3 = mv_3 = 0.976 \text{ m}^3$$

$P = C = P_g$: This gives a work term as

$${}_2W_3 = \int_2^3 P dv = P_g (V_3 - V_2) = 7.384(0.976 - 1.952) = -7.21 \text{ kJ}$$

Total work:

$${}_1W_3 = {}_1W_2 + {}_2W_3 = -6.19 - 7.21 = \mathbf{-13.4 \text{ kJ}}$$

4.112

Air at 200 kPa, 30°C is contained in a cylinder/piston arrangement with initial volume 0.1 m³. The inside pressure balances ambient pressure of 100 kPa plus an externally imposed force that is proportional to $V^{0.5}$. Now heat is transferred to the system to a final pressure of 225 kPa. Find the final temperature and the work done in the process.

Solution:

C.V. Air. This is a control mass. Use initial state and process to find T_2

$$P_1 = P_0 + CV^{1/2}; \quad 200 = 100 + C(0.1)^{1/2}, \quad C = 316.23 \Rightarrow$$

$$225 = 100 + CV_2^{1/2} \Rightarrow V_2 = 0.156 \text{ m}^3$$

$$P_2V_2 = mRT_2 = \frac{P_1V_1}{T_1} T_2 \Rightarrow$$

$$T_2 = (P_2V_2 / P_1V_1) T_1 = 225 \times 0.156 \times 303.15 / (200 \times 0.1) = 532 \text{ K} = 258.9^\circ\text{C}$$

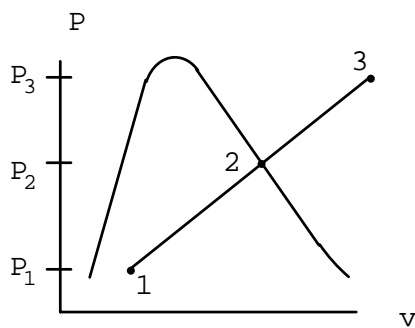
$$\begin{aligned} W_{12} &= \int P \, dV = \int (P_0 + CV^{1/2}) \, dV \\ &= P_0(V_2 - V_1) + C \times \frac{2}{3} \times (V_2^{3/2} - V_1^{3/2}) \\ &= 100(0.156 - 0.1) + 316.23 \times \frac{2}{3} \times (0.156^{3/2} - 0.1^{3/2}) \\ &= 5.6 + 6.32 = \mathbf{11.9 \text{ kJ}} \end{aligned}$$

4.113

A spring-loaded piston/cylinder arrangement contains R-134a at 20°C, 24% quality with a volume 50 L. The setup is heated and thus expands, moving the piston. It is noted that when the last drop of liquid disappears the temperature is 40°C. The heating is stopped when $T = 130^\circ\text{C}$. Verify the final pressure is about 1200 kPa by iteration and find the work done in the process.

Solution:

C.V. R-134a. This is a control mass.



State 1: Table B.5.1 \Rightarrow

$$v_1 = 0.000817 + 0.24 \cdot 0.03524 = 0.009274$$

$$P_1 = 572.8 \text{ kPa,}$$

$$m = V / v_1 = 0.050 / 0.009274 = 5.391 \text{ kg}$$

Process: Linear Spring

$$P = A + Bv$$

$$\text{State 2: } x_2 = 1, T_2 \Rightarrow P_2 = 1.017 \text{ MPa, } v_2 = 0.02002 \text{ m}^3/\text{kg}$$

Now we have fixed two points on the process line so for final state 3:

$$P_3 = P_1 + \frac{P_2 - P_1}{v_2 - v_1} (v_3 - v_1) = \text{RHS} \quad \text{Relation between } P_3 \text{ and } v_3$$

State 3: T_3 and on process line \Rightarrow iterate on P_3 given T_3

$$\text{at } P_3 = 1.2 \text{ MPa} \Rightarrow v_3 = 0.02504 \Rightarrow P_3 - \text{RHS} = -0.0247$$

$$\text{at } P_3 = 1.4 \text{ MPa} \Rightarrow v_3 = 0.02112 \Rightarrow P_3 - \text{RHS} = 0.3376$$

Linear interpolation gives :

$$P_3 \cong 1200 + \frac{0.0247}{0.3376 + 0.0247} (1400 - 1200) = 1214 \text{ kPa}$$

$$v_3 = 0.02504 + \frac{0.0247}{0.3376 + 0.0247} (0.02112 - 0.02504) = 0.02478 \text{ m}^3/\text{kg}$$

$$\begin{aligned} W_{13} &= \int P \, dV = \frac{1}{2} (P_1 + P_3) (V_3 - V_1) = \frac{1}{2} (P_1 + P_3) m (v_3 - v_1) \\ &= \frac{1}{2} 5.391 (572.8 + 1214) (0.02478 - 0.009274) = \mathbf{74.7 \text{ kJ}} \end{aligned}$$

4.114

A piston/cylinder (Fig. P4.114) contains 1 kg of water at 20°C with a volume of 0.1 m³. Initially the piston rests on some stops with the top surface open to the atmosphere, P_0 and a mass so a water pressure of 400 kPa will lift it. To what temperature should the water be heated to lift the piston? If it is heated to saturated vapor find the final temperature, volume and the work, ${}_1W_2$.

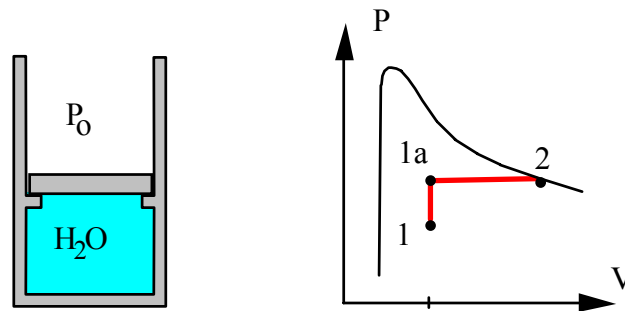
Solution:

(a) State to reach lift pressure of $P = 400$ kPa, $v = V/m = 0.1$ m³/kg

Table B.1.2: $v_f < v < v_g = 0.4625$ m³/kg

=> $T = T_{\text{sat}} = 143.63^\circ\text{C}$

(b) State 2 is saturated vapor at 400 kPa since state 1a is two-phase.



$$v_2 = v_g = 0.4625 \text{ m}^3/\text{kg}, \quad V_2 = m v_2 = 0.4625 \text{ m}^3,$$

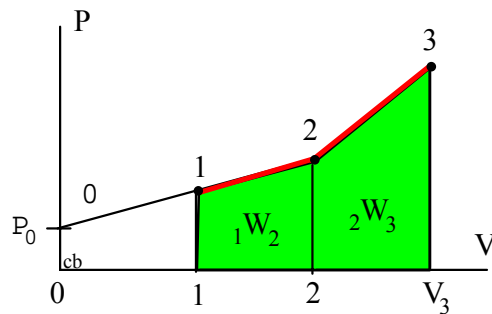
Pressure is constant as volume increase beyond initial volume.

$${}_1W_2 = \int P \, dV = P (V_2 - V_1) = P_{\text{lift}} (V_2 - V_1) = 400 (0.4625 - 0.1) = 145 \text{ kJ}$$

4.115

Two springs with same spring constant are installed in a massless piston/cylinder with the outside air at 100 kPa. If the piston is at the bottom, both springs are relaxed and the second spring comes in contact with the piston at $V = 2 \text{ m}^3$. The cylinder (Fig. P4.115) contains ammonia initially at -2°C , $x = 0.13$, $V = 1 \text{ m}^3$, which is then heated until the pressure finally reaches 1200 kPa. At what pressure will the piston touch the second spring? Find the final temperature and the total work done by the ammonia.

Solution :



State 1: $P = 399.7 \text{ kPa}$ Table B.2.1

$$v = 0.00156 + 0.13 \times 0.3106 = 0.0419$$

At bottom state 0: 0 m^3 , 100 kPa

State 2: $V = 2 \text{ m}^3$ and on line 0-1-2

Final state 3: 1200 kPa, on line segment 2.

Slope of line 0-1-2: $\Delta P / \Delta V = (P_1 - P_0) / \Delta V = (399.7 - 100) / 1 = 299.7 \text{ kPa} / \text{m}^3$

$$P_2 = P_1 + (V_2 - V_1) \Delta P / \Delta V = 399.7 + (2 - 1) \times 299.7 = \mathbf{699.4 \text{ kPa}}$$

State 3: Last line segment has twice the slope.

$$P_3 = P_2 + (V_3 - V_2) 2 \Delta P / \Delta V \Rightarrow V_3 = V_2 + (P_3 - P_2) / (2 \Delta P / \Delta V)$$

$$V_3 = 2 + (1200 - 699.4) / 599.4 = 2.835 \text{ m}^3$$

$$v_3 = v_1 V_3 / V_1 = 0.0419 \times 2.835 / 1 = 0.1188 \Rightarrow T = \mathbf{51^\circ\text{C}}$$

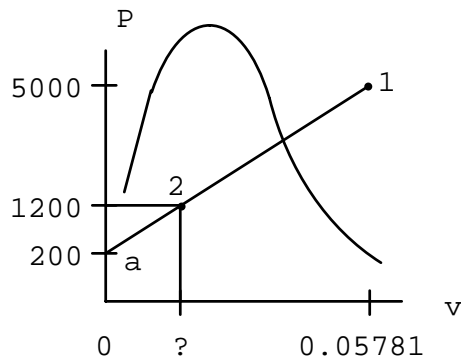
$$\begin{aligned} {}_1W_3 &= {}_1W_2 + {}_2W_3 = \frac{1}{2} (P_1 + P_2) (V_2 - V_1) + \frac{1}{2} (P_3 + P_2) (V_3 - V_2) \\ &= 549.6 + 793.0 = \mathbf{1342.6 \text{ kJ}} \end{aligned}$$

4.116

Find the work for Problem 3.101.

A piston/cylinder arrangement is loaded with a linear spring and the outside atmosphere. It contains water at 5 MPa, 400°C with the volume being 0.1 m³. If the piston is at the bottom, the spring exerts a force such that $P_{\text{lift}} = 200$ kPa. The system now cools until the pressure reaches 1200 kPa. Find the mass of water, the final state (T_2, v_2) and plot the P - v diagram for the process.

Solution :



$$1: 5 \text{ MPa}, 400^\circ\text{C} \Rightarrow v_1 = 0.05781 \text{ m}^3/\text{kg}$$

$$m = V/v_1 = 0.1/0.05781 = 1.73 \text{ kg}$$

$$\text{Straight line: } P = P_a + Cv$$

$$v_2 = v_1 \frac{P_2 - P_a}{P_1 - P_a} = \mathbf{0.01204 \text{ m}^3/\text{kg}}$$

$$v_2 < v_g(1200 \text{ kPa}) \text{ so two-phase } T_2 = \mathbf{188^\circ\text{C}}$$

$$\Rightarrow x_2 = \frac{v_2 - 0.001139}{0.1622} = 0.0672$$

The P - V coordinates for the two states are then:

$$P_1 = 5 \text{ MPa}, V_1 = 0.1 \text{ m}^3, P_2 = 1200 \text{ kPa}, V_2 = mv_2 = 0.02083 \text{ m}^3$$

$$P \text{ vs. } V \text{ is linear so } {}_1W_2 = \int PdV = \frac{1}{2} (P_1 + P_2)(V_2 - V_1)$$

$$= \frac{1}{2} (5000 + 1200)(0.02083 - 0.1) = \mathbf{-245.4 \text{ kJ}}$$

**SOLUTION MANUAL
ENGLISH UNIT PROBLEMS
CHAPTER 4**

SONNTAG • BORGNAKKE • VAN WYLEN



FUNDAMENTALS
of
Thermodynamics
Sixth Edition

CHAPTER 4

SUBSECTION	PROB NO.
Concept-Study Guide Problems	117-122
Simple processes	123-128
Review Problems	129-130
Polytropic processes	131-134
Multi-step processes, other types of work	135-138
Rates of work	139-140
Heat Transfer Rates	141-143

Correspondence table

The correspondence between the problem set in this sixth edition versus the problem set in the 5th edition text. Problems that are new are marked new and the SI number refers to the corresponding SI unit problem.


New	5th Ed.	SI	New	5th Ed.	SI
117	new	1	131	new	50
118	new	-	132	66	47
119	new	9	133	65	48
120	new	14	134	75	57
121	new	4	135	69	59
122	new	3	136	73	63
123	new	22	137	72	60
124	68	32	138	76	71
125	64	25	139	63	82
126	New	24	140	new	91
127	new	38	141	77	95
128	62	36	142	78	97
129	67	109	143	79	100
130	70	111			

Concept Problems

4.117E

The electric company charges the customers per kW-hour. What is that in english units?

The unit kW-hour is a rate multiplied with time. For the standard English Eng. units the rate of energy is in Btu/h and the time is in seconds. The integration in Eq.4.21 becomes



$$1 \text{ kW-hour} = 3412.14 \text{ Btu/h} \times 1 \text{ h} = \mathbf{3412.14 \text{ Btu}}$$

Conversions are found in Table A.1

4.118E

Work as $F \Delta x$ has units of lbf-ft, what is that in Btu?

Conversions are found in Table A.1

$$1 \text{ lbf-ft} = \mathbf{1.28507 \times 10^{-3} \text{ Btu}} = \frac{1}{778} \text{ Btu}$$

4.119E

A work of 2.5 Btu must be delivered on a rod from a pneumatic piston/cylinder where the air pressure is limited to 75 psia. What diameter cylinder should I have to restrict the rod motion to maximum 2 ft?

$$\begin{aligned}
 W &= \int F \, dx = \int P \, dV = \int P A \, dx = P A \Delta x = P \frac{\pi}{4} D^2 \Delta x \\
 D &= \sqrt{\frac{4W}{\pi P \Delta x}} = \sqrt{\frac{4 \times 2.5 \text{ Btu}}{\pi \times 75 \text{ psia} \times 2 \text{ ft}}} = \sqrt{\frac{4 \times 2.5 \times 778.17 \text{ lbf-ft}}{\pi \times 75 \times 144 \text{ (lbf/ft}^2) \times 2 \text{ ft}}} \\
 &= \mathbf{0.339 \text{ ft}}
 \end{aligned}$$

4.120E

A force of 300 lbf moves a truck with 40 mi/h up a hill. What is the power?

Solution:

$$\begin{aligned}\dot{W} &= F \mathbf{V} = 300 \text{ lbf} \times 40 \text{ (mi/h)} \\ &= 12\,000 \times \frac{1609.3 \times 3.28084}{3600} \frac{\text{lbf-ft}}{\text{s}} \\ &= 17\,600 \frac{\text{lbf-ft}}{\text{s}} = \mathbf{22.62 \text{ Btu/s}}\end{aligned}$$



4.121E

A 1200 hp dragster engine drives the car with a speed of 65 mi/h. How much force is between the tires and the road?

Power is force times rate of displacement as in Eq.4.2

Power, rate of work $\dot{W} = F \mathbf{V} = P \dot{V} = T \omega$

We need the velocity in ft/s: $\mathbf{V} = \frac{65 \times 1609.3 \times 3.28084}{3600} = 95.33 \text{ ft/s}$

We need power in lbf-ft/s: 1 hp = 550 lbf-ft/s

$$F = \dot{W} / \mathbf{V} = \frac{1200 \times 550 \text{ lbf-ft/s}}{95.33 \text{ ft/s}} = \mathbf{6923 \text{ lbf}}$$

4.122E

A 1200 hp dragster engine has a drive shaft rotating at 2000 RPM. How much torque is on the shaft?

Power is force times rate of displacement as in Eq.4.2

Power, rate of work $\dot{W} = F \mathbf{V} = P \dot{V} = T \omega$

We need to convert the RPM to a value for angular velocity ω

$$\omega = \text{RPM} \times \frac{2\pi}{60 \text{ s}} = 2000 \times \frac{2\pi}{60 \text{ s}} = 209.44 \frac{\text{rad}}{\text{s}}$$

We need power in lbf-ft/s: 1 hp = 550 lbf-ft/s


$$T = \dot{W} / \omega = \frac{1200 \text{ hp} \times 550 \text{ lbf-ft/s-hp}}{209.44 \text{ rad/s}} = \mathbf{3151 \text{ lbf-ft}}$$

Simple Processes**4.123E**

A bulldozer pushes 1000 lbm of dirt 300 ft with a force of 400 lbf. It then lifts the dirt 10 ft up to put it in a dump truck. How much work did it do in each situation?

Solution:

$$\begin{aligned}W &= \int F \, dx = F \Delta x \\&= 400 \text{ lbf} \times 300 \text{ ft} \\&= 120\,000 \text{ lbf}\cdot\text{ft} = \mathbf{154 \text{ Btu}}\end{aligned}$$



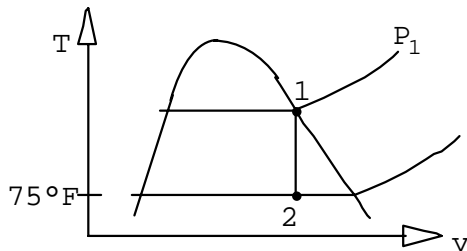
$$\begin{aligned}W &= \int F \, dz = \int mg \, dz = mg \Delta Z \\&= 1000 \text{ lbm} \times 32.174 \text{ ft/s}^2 \times 10 \text{ ft} / (32.174 \text{ lbm}\cdot\text{ft} / \text{s}^2\text{-lbf}) \\&= 10\,000 \text{ lbf}\cdot\text{ft} = \mathbf{12.85 \text{ Btu}}\end{aligned}$$

4.124E

A steam radiator in a room at 75 F has saturated water vapor at 16 lbf/in.² flowing through it, when the inlet and exit valves are closed. What is the pressure and the quality of the water, when it has cooled to 75F? How much work is done?

Solution:

After the valve is closed no flow, constant V and m.



$$1: x_1 = 1, \quad P_1 = 16 \text{ lbf/in}^2$$

$$\Rightarrow v_1 = v_{g1} = 24.754 \text{ ft}^3/\text{lbm}$$


$$2: T_2 = 75 \text{ F}, \quad v_2 = v_1 = 24.754 \text{ ft}^3/\text{lbm}$$

$$P_2 = P_{g2} = \mathbf{0.43 \text{ lbf/in}^2}$$

$$v_2 = 24.754 = 0.01606 + x_2(739.584 - 0.01606)$$

$$x_2 = \mathbf{0.0334}$$

$${}_1W_2 = \int P dv = \mathbf{0}$$



4.125E

A linear spring, $F = k_s(x - x_0)$, with spring constant $k_s = 35$ lbf/ft, is stretched until it is 2.5 in. longer. Find the required force and work input.

Solution:

$$F = k_s(x - x_0) = 35 \times 2.5/12 = 7.292 \text{ lbf}$$

$$\begin{aligned} W &= \int F dx = \int k_s(x - x_0) d(x - x_0) = \frac{1}{2} k_s(x - x_0)^2 \\ &= \frac{1}{2} \times 35 \times (2.5/12)^2 = 0.76 \text{ lbf}\cdot\text{ft} = \mathbf{9.76 \times 10^{-4} \text{ Btu}} \end{aligned}$$

4.126E

Two hydraulic cylinders maintain a pressure of 175 psia. One has a cross sectional area of 0.1 ft^2 the other 0.3 ft^2 . To deliver a work of 1 Btu to the piston how large a displacement (V) and piston motion H is needed for each cylinder?

Neglect P_{atm}

Solution:

$$W = \int F dx = \int P dV = \int PA dx = PA \times H = P \Delta V$$

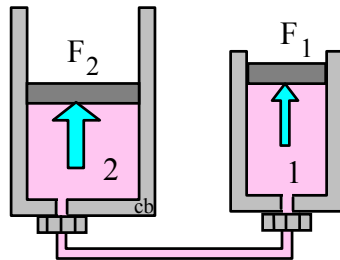
$$W = 1 \text{ Btu} = 778.17 \text{ lbf-ft}$$

$$\Delta V = \frac{W}{P} = \frac{778.17 \text{ lbf-ft}}{175 \times 144 \text{ lbf/ft}^2} = \mathbf{0.030873 \text{ ft}^3}$$

Both cases the height is $H = \Delta V/A$

$$H_1 = \frac{0.030873}{0.1} = \mathbf{0.3087 \text{ ft}}$$

$$H_2 = \frac{0.030873}{0.3} = \mathbf{0.1029 \text{ ft}}$$

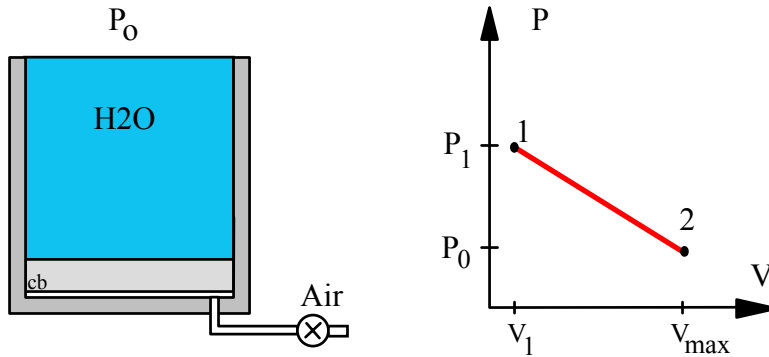


4.127E

A piston/cylinder has 15 ft of liquid 70 F water on top of the piston ($m = 0$) with cross-sectional area of 1 ft^2 , see Fig. P2.57. Air is let in under the piston that rises and pushes the water out over the top edge. Find the necessary work to push all the water out and plot the process in a P-V diagram.

Solution:

$$\begin{aligned}
 P_1 &= P_o + \rho g H \\
 &= 14.696 \text{ psia} + \frac{62.2 \times 32.174 \times 15}{32.174 \times 144} \frac{\text{lbm/ft}^3 \times \text{ft/s}^2 \times \text{ft}}{(\text{lbm-ft/s}^2\text{-lbf}) (\text{in/ft})^2} \\
 &= 21.18 \text{ psia} \\
 \Delta V &= H \times A = 15 \times 1 = 15 \text{ ft}^3 \\
 {}_1W_2 &= \text{AREA} = \int P \, dV = \frac{1}{2} (P_1 + P_o)(V_{\text{max}} - V_1) \\
 &= \frac{1}{2} (21.18 + 14.696) \text{ psia} \times 15 \text{ ft}^3 \times 144 (\text{in/ft})^2 \\
 &= \mathbf{38\,746 \text{ lbf-ft} = 49.8 \text{ Btu}}
 \end{aligned}$$



4.128E

A cylinder fitted with a frictionless piston contains 10 lbm of superheated refrigerant R-134a vapor at 100 lbf/in.², 300 F. The setup is cooled at constant pressure until the R-134a reaches a quality of 25%. Calculate the work done in the process.

Solution:

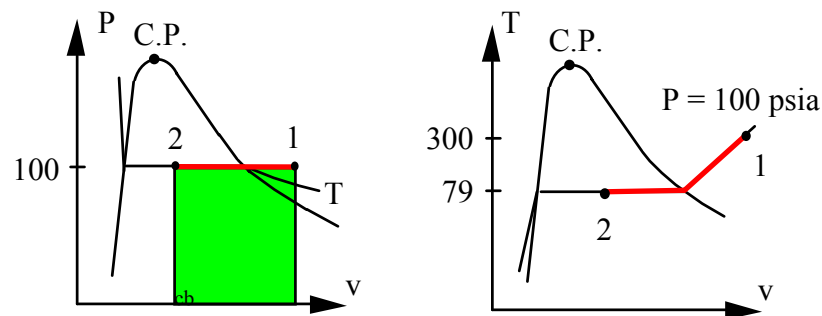
Constant pressure process boundary work. State properties from Table F.10

State 1: Table F.10.2 $v_1 = 0.76629 \text{ ft}^3/\text{lbm}$;

State 2: Table F.10.1 $v_2 = 0.013331 + 0.25 \times 0.46652 = 0.12996 \text{ ft}^3/\text{lbm}$

Interpolated to be at 100 psia, numbers at 101.5 psia could have been used.

$$\begin{aligned} {}_1W_2 &= \int P \, dV = P (V_2 - V_1) = mP (v_2 - v_1) \\ &= 10 \times 100 \times \frac{144}{778} \times (0.12996 - 0.76629) = \mathbf{-117.78 \text{ Btu}} \end{aligned}$$



Review Problems**4.129E**

The gas space above the water in a closed storage tank contains nitrogen at 80 F, 15 lbf/in.². Total tank volume is 150 ft³ and there is 1000 lbm of water at 80 F. An additional 1000 lbm water is now forced into the tank. Assuming constant temperature throughout, find the final pressure of the nitrogen and the work done on the nitrogen in this process.

Solution:

Water is compressed liquid, so it is incompressible

$$V_{\text{H}_2\text{O } 1} = mv_1 = 1000 \times 0.016073 = 16.073 \text{ ft}^3$$

$$V_{\text{N}_2 1} = V_{\text{tank}} - V_{\text{H}_2\text{O } 1} = 150 - 16.073 = 133.93 \text{ ft}^3$$

$$V_{\text{N}_2 2} = V_{\text{tank}} - V_{\text{H}_2\text{O } 2} = 150 - 32.146 = 117.85 \text{ ft}^3$$

N₂ is an ideal gas so

$$P_{\text{N}_2 2} = P_{\text{N}_2 1} \times V_{\text{N}_2 1} / V_{\text{N}_2 2} = 15 \times \frac{133.93}{117.85} = \mathbf{17.046 \text{ lbf/in}^2}$$

$$W_{12} = \int PdV = P_1 V_1 \ln \frac{V_2}{V_1} = \frac{15 \times 144 \times 133.93}{778} \ln \frac{117.85}{133.93} = \mathbf{-47.5 \text{ Btu}}$$

4.130E

A cylinder having an initial volume of 100 ft^3 contains 0.2 lbm of water at 100 F . The water is then compressed in an isothermal quasi-equilibrium process until it has a quality of 50% . Calculate the work done in the process assuming water vapor is an ideal gas.

Solution:

$$\text{State 1: } T_1, \quad v_1 = V/m = \frac{100}{0.2} = 500 \text{ ft}^3/\text{lbm} \quad (> v_g)$$

since $P_g = 0.95 \text{ psia}$, very low so water is an ideal gas from 1 to 2.

$$P_1 = P_g \times \frac{v_g}{v_1} = 0.950 \times \frac{350}{500} = 0.6652 \text{ lbf/in}^2$$

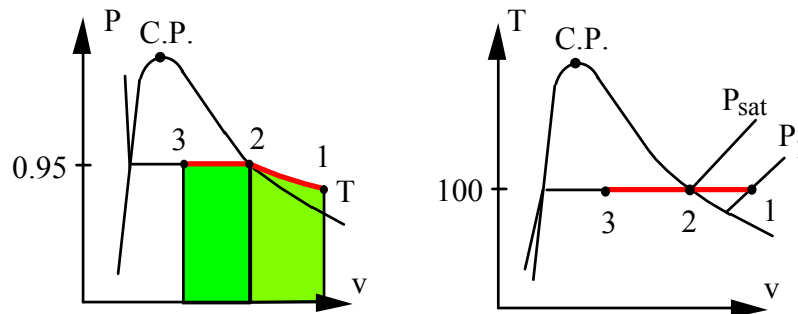
$$V_2 = mv_2 = 0.2 \times 350 = 70 \text{ ft}^3$$

$$v_3 = 0.01613 + 0.5 \times (350 - 0.01613) = 175.0 \text{ ft}^3/\text{lbm}$$

$${}_1W_2 = \int P dV = P_1 V_1 \ln \frac{V_2}{V_1} = 0.6652 \times \frac{144}{778} \times 100 \ln \frac{70}{100} = -4.33 \text{ Btu}$$

$${}_2W_3 = P_{2=3} \times m(v_3 - v_2) = 0.95 \times 0.2 \times (175 - 350) \times 144 / 778 = -6.16 \text{ Btu}$$

$${}_1W_3 = -6.16 - 4.33 = \mathbf{-10.49 \text{ Btu}}$$



Polytropic Processes**4.131E**

Helium gas expands from 20 psia, 600 R and 9 ft³ to 15 psia in a polytropic process with $n = 1.667$. How much work does it give out?

Solution:

Process equation: $PV^n = \text{constant} = P_1 V_1^n = P_2 V_2^n$

Solve for the volume at state 2

$$V_2 = V_1 (P_1/P_2)^{1/n} = 9 \times \left(\frac{20}{15}\right)^{0.6} = 10.696 \text{ ft}^3$$

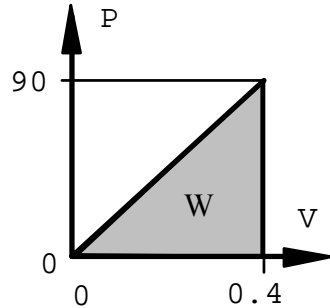
Work from Eq.4.4

$$\begin{aligned} {}_1W_2 &= \frac{P_2 V_2 - P_1 V_1}{1-n} = \frac{15 \times 10.696 - 20 \times 9}{1 - 1.667} \times 144 \text{ lbf-ft} \\ &= 4223 \text{ lbf-ft} = \mathbf{5.43 \text{ Btu}} \end{aligned}$$

4.132E

Consider a mass going through a polytropic process where pressure is directly proportional to volume ($n = -1$). The process starts with $P = 0$, $V = 0$ and ends with $P = 90 \text{ lbf/in.}^2$, $V = 0.4 \text{ ft}^3$. The physical setup could be as in Problem 2.22. Find the boundary work done by the mass.

Solution:



$$\begin{aligned}
 W &= \int P dV = \text{AREA} \\
 &= \frac{1}{2} (P_1 + P_2)(V_2 - V_1) \\
 &= \frac{1}{2} (P_2 + 0)(V_2 - 0) \\
 &= \frac{1}{2} P_2 V_2 = \frac{1}{2} \times 90 \times 0.4 \times 144 \\
 &= \mathbf{2592 \text{ ft lbf} = 3.33 \text{ Btu}}
 \end{aligned}$$

4.133E

The piston/cylinder shown in Fig. P4.48 contains carbon dioxide at 50 lbf/in.², 200 F with a volume of 5 ft³. Mass is added at such a rate that the gas compresses according to the relation $PV^{1.2} = \text{constant}$ to a final temperature of 350 F. Determine the work done during the process.

Solution:

From Eq. 4.4 for $PV^n = \text{const}$ ($n \neq 1$)

$${}_1W_2 = \int_1^2 PdV = \frac{P_2V_2 - P_1V_1}{1 - n} \quad \text{Assuming ideal gas, } PV = mRT$$

$${}_1W_2 = \frac{mR(T_2 - T_1)}{1 - n}, \quad \text{But } mR = \frac{P_1V_1}{T_1} = \frac{50 \times 144 \times 5}{659.7 \times 778} = 0.07014 \text{ Btu/R}$$

$${}_1W_2 = \frac{0.07014(809.7 - 659.7)}{1 - 1.2} = \mathbf{-52.605 \text{ Btu}}$$

4.134E

Find the work for Problem 3.156E.

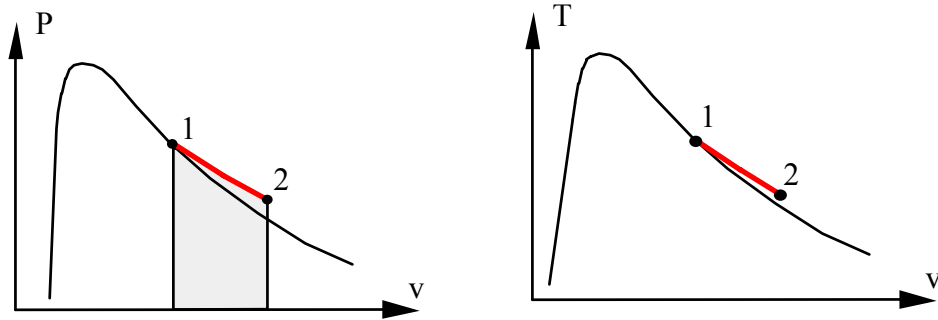
Solution:

$$\text{State 1: Table F.9} \quad P_1 = 274.6 \text{ lbf/in}^2, \quad v_1 = 0.1924 \text{ ft}^3/\text{lbm}$$

$$\text{Process: } Pv = C = P_1 v_1 = P_2 v_2 \quad \Rightarrow \quad {}_1w_2 = \int P dv = C \int v^{-1} dv = C \ln \frac{v_2}{v_1}$$

$$\text{State 2: } P_2 = 30 \text{ lbf/in}^2; \quad v_2 = \frac{v_1 P_1}{P_2} = 0.1924 \times 274.6 / 30 = 1.761 \text{ ft}^3/\text{lbm}$$

$$\begin{aligned} {}_1w_2 &= P_1 v_1 \ln \frac{v_2}{v_1} = P_1 v_1 \ln \frac{P_1}{P_2} = 274.6 \times 0.1924 \times 144 \ln \frac{274.6}{30} \\ &= 16845 \text{ ft}\cdot\text{lbf/lbm} = \mathbf{21.65 \text{ Btu/lbm}} \end{aligned}$$



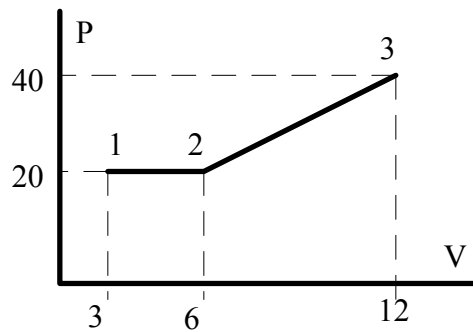
Notice T is not constant. It is not an ideal gas in this range.

Multi-step Processes, Other Types of Work**4.135E**

Consider a two-part process with an expansion from 3 to 6 ft³ at a constant pressure of 20 lbf/in.² followed by an expansion from 6 to 12 ft³ with a linearly rising pressure from 20 lbf/in.² ending at 40 lbf/in.². Show the process in a P-V diagram and find the boundary work.

Solution:

By knowing the pressure versus volume variation the work is found.



$$\begin{aligned}
 {}_1W_3 &= {}_1W_2 + {}_2W_3 \\
 &= \int_1^2 P dV + \int_2^3 P dV \\
 &= P_1 (V_2 - V_1) \\
 &\quad + \frac{1}{2} (P_2 + P_3)(V_3 - V_2)
 \end{aligned}$$

$$\begin{aligned}
 W &= 20 \times 144 \times (6 - 3) + \frac{1}{2} (20 + 40)(12 - 6) \times 144 \\
 &= 8640 + 25\,920 = 34\,560 \text{ ft lbf.} \\
 &= (34\,560 / 778) = \mathbf{44.42 \text{ Btu}}
 \end{aligned}$$

4.136E

A piston/cylinder has 2 lbm of R-134a at state 1 with 200 F, 90 lbf/in.², and is then brought to saturated vapor, state 2, by cooling while the piston is locked with a pin. Now the piston is balanced with an additional constant force and the pin is removed. The cooling continues to a state 3 where the R-134a is saturated liquid. Show the processes in a P-V diagram and find the work in each of the two steps, 1 to 2 and 2 to 3.

Solution :

C.V. R-134a This is a control mass.

Properties from table F.10.1 and 10.2

State 1: (T,P) => $v = 0.7239 \text{ ft}^3/\text{lbm}$

State 2 given by fixed volume and $x_2 = 1.0$

State 2: $v_2 = v_1 = v_g$ => ${}_1W_2 = 0$

$$T_2 = 50 + 10 \times \frac{0.7239 - 0.7921}{0.6632 - 0.7921} = 55.3 \text{ F}$$

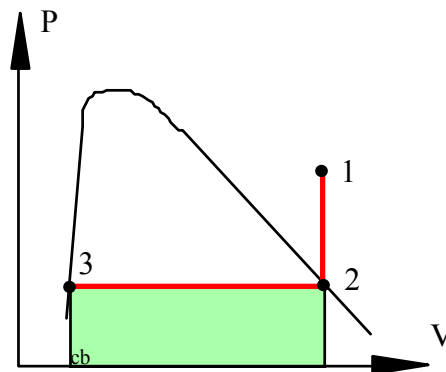
$$P_2 = 60.311 + (72.271 - 60.311) \times 0.5291 = 66.64 \text{ psia}$$

State 3 reached at constant P (F = constant) state 3: $P_3 = P_2$ and

$v_3 = v_f = 0.01271 + (0.01291 - 0.01271) \times 0.5291 = 0.01282 \text{ ft}^3/\text{lbm}$

${}_1W_3 = {}_1W_2 + {}_2W_3 = 0 + {}_2W_3 = \int P dV = P(V_3 - V_2) = mP(v_3 - v_2)$

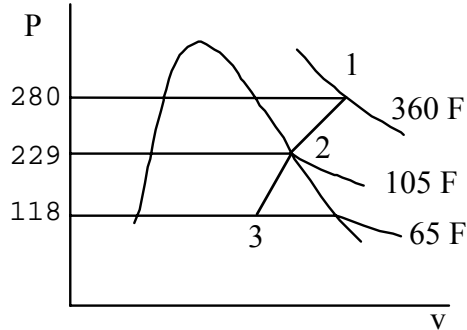
$$= 2 \times 66.64 (0.01282 - 0.7239) \frac{144}{778} = -17.54 \text{ Btu}$$



4.137E

A cylinder containing 2 lbm of ammonia has an externally loaded piston. Initially the ammonia is at 280 lbf/in.², 360 F and is now cooled to saturated vapor at 105 F, and then further cooled to 65 F, at which point the quality is 50%. Find the total work for the process, assuming a piecewise linear variation of P versus V .

Solution:



State 1: (T, P) Table F.8.2

$$v_1 = 1.7672 \text{ ft}^3/\text{lbm}$$

State 2: (T, x) Table F.8.1 sat. vap.

$$P_2 = 229 \text{ psia}, v_2 = 1.311 \text{ ft}^3/\text{lbm}$$

State 3: (T, x) $P_3 = 118 \text{ psia}$,

$$v_3 = (0.02614 + 2.52895)/2 = 1.2775$$

$$\begin{aligned} W_{13} &= \int_1^3 P dv \approx \left(\frac{P_1 + P_2}{2}\right)m(v_2 - v_1) + \left(\frac{P_2 + P_3}{2}\right)m(v_3 - v_2) \\ &= 2 \left[\left(\frac{280 + 229}{2}\right)(1.311 - 1.7672) + \left(\frac{229 + 118}{2}\right)(1.2775 - 1.311) \right] \frac{144}{778} \\ &= \mathbf{-45.1 \text{ Btu}} \end{aligned}$$

4.138E

A 1-ft-long steel rod with a 0.5-in. diameter is stretched in a tensile test. What is the required work to obtain a relative strain of 0.1%? The modulus of elasticity of steel is 30×10^6 lbf/in.².

Solution:

$${}_1W_2 = \frac{AEL_0}{2}(e)^2, \quad A = \frac{\pi}{4}(0.5)^2 = \frac{\pi}{16} \text{ in}^2$$

$${}_1W_2 = \frac{1}{2} \left(\frac{\pi}{16} \right) 30 \times 10^6 \times 1 \times (10^{-3})^2 = 2.94 \text{ ft}\cdot\text{lbf}$$

Rates of Work**4.139E**

An escalator raises a 200 lbm bucket of sand 30 ft in 1 minute. Determine the total amount of work done and the instantaneous rate of work during the process.

Solution:

$$\begin{aligned}W &= \int F dx = F \int dx = F \Delta x \\&= 200 \times 30 = 6000 \text{ ft lbf} = (6000/778) \text{ Btu} = 7.71 \text{ Btu} \\ \dot{W} &= W / \Delta t = 7.71 / 60 = \mathbf{0.129 \text{ Btu/s}}\end{aligned}$$

4.140E

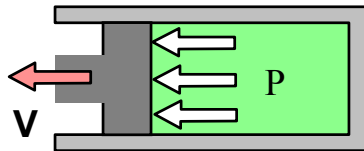
A piston/cylinder of diameter 10 inches moves a piston with a velocity of 18 ft/s. The instantaneous pressure is 100 psia. What is the volume displacement rate, the force and the transmitted power?

Solution:

Rate of work is force times rate of displacement. The force is pressure times area.

$$F = PA = P \pi D^2/4 = 100 \text{ lbf/in}^2 \times (\pi/4) 10^2 \text{ in}^2 = 7854 \text{ lbf}$$

$$\dot{W} = F\mathbf{V} = 7854 \text{ lbf} \times 18 \text{ ft s}^{-1} = 141\,372 \text{ lbf-ft/s} = \mathbf{181.7 \text{ Btu/s}}$$



Heat Transfer Rates**4.141E**

The sun shines on a 1500 ft² road surface so it is at 115 F. Below the 2 inch thick asphalt, average conductivity of 0.035 Btu/h ft F, is a layer of compacted rubbles at a temperature of 60 F. Find the rate of heat transfer to the rubbles.

Solution:

$$\begin{aligned}\dot{Q} &= k A \frac{\Delta T}{\Delta x} \\ &= 0.035 \times 1500 \times \frac{115 - 60}{2/12} \\ &= \mathbf{17325 \text{ Btu/h}}\end{aligned}$$



4.142E


A water-heater is covered up with insulation boards over a total surface area of 30 ft². The inside board surface is at 175 F and the outside surface is at 70 F and the board material has a conductivity of 0.05 Btu/h ft F. How thick a board should it be to limit the heat transfer loss to 720 Btu/h ?

Solution:

Steady state conduction through a single layer board.

$$\dot{Q}_{\text{cond}} = k A \frac{\Delta T}{\Delta x} \Rightarrow \Delta x = k A \Delta T / \dot{Q}$$

$$\begin{aligned} \Delta x &= 0.05 \times 30 (175 - 70) / 720 \\ &= 0.219 \text{ ft} = \mathbf{2.6 \text{ in}} \end{aligned}$$



4.143E

The black grille on the back of a refrigerator has a surface temperature of 95 F with a total surface area of 10 ft². Heat transfer to the room air at 70 F takes place with an average convective heat transfer coefficient of 3 Btu/h ft² R. How much energy can be removed during 15 minutes of operation?

Solution:

$$\dot{Q} = hA \Delta T; \quad Q = \dot{Q} \Delta t = hA \Delta T \Delta t$$

$$Q = 3 \text{ (Btu/h ft}^2 \text{ R)} \times 10 \text{ ft}^2 \times (95 - 70) \text{ F} \times (15/60) \text{ h} = \mathbf{187.5 \text{ Btu}}$$

**SOLUTION MANUAL
SI UNIT PROBLEMS
CHAPTER 5**

SONNTAG • BORGNAKKE • VAN WYLEN



FUNDAMENTALS
of
Thermodynamics
Sixth Edition

CONTENT

SUBSECTION	PROB NO.
Correspondence table	
Concept-Study Guide Problems	1-19
Kinetic and potential energy	20-27
Properties (u,h) from general tables	28-34
Energy equation: simple process	35-60
Energy equation: multistep process	61-73
Energy equation: solids and liquids	74-81
Properties (u, h, C_v , C_p), ideal gas	82-88
Energy equation: ideal gas	89-102
Energy equation: polytropic process	103-115
Energy equation in rate form	116-125
Review Problems	126-138

CHAPTER 5 CORRESPONDENCE TABLE

The correspondence between this problem set and 5th edition chapter 5 problem set.
Study guide problems 5.1-5.19 are all new

New	5th	New	5th	New	5th	New	5th
20	1	50	28	80	new	110	new
21	4	51	new	81	new	111	84
22	2mod	52	17	82	new	112	77
23	3	53	new	83	new	113	30
24	new	54	27	84	new	114	54
25	5	55	51	85	67 mod	115	82
26	new	56	53	86	new	116	new
27	new	57	40	87	68 mod	117	89
28	6 mod	58	37	88	62	118	87
29	new	59	44	89	72 mod	119	new
30	7 mod	60	42	90	63	120	90
31	new	61	new	91	new	121	new
32	8 mod	62	38	92	new	122	86
33	9 mod	63	39	93	79	123	new
34	new	64	20	94	new	124	new
35	10 mod	65	23 mod	95	64	125	new
36	new	66	43	96	new	126	22
37	12	67	24	97	65	127	29
38	14	68	45	98	new	128	57
39	11	69	new	99	new	129	35
40	new	70	new	100	new	130	31
41	13	71	49 mod	101	69	131	32
42	15	72	55	102	new	132	48
43	21	73	36	103	new	133	56
44	new	74	new	104	74	134	18
45	new	75	58	105	76	135	new
46	new	76	60	106	new	136	83
47	26	77	new	107	66	137	new
48	41	78	59	108	new	138	85
49	new	79	61	109	46		

The english unit problem set corresponds to the 5th edition as

New	5th	New	5th	New	5th	New	5th
139	new	151	107	163	124	175	127
140	new	152	108	164	119	176	new
141	new	153	106	165	new	177	131
142	new	154	new	166	120	178	132
143	new	155	112	167	new	179	135
144	new	156	115	168	122	180	new
145	new	157	111	169	121	181	136
146	102	158	110	170	new	182	134
147	103	159	109	171	125		
148	104 mod	160	113	172	130		
149	105 mod	161	114	173	129		
150	104 mod	162	118	174	123		

Concept-Study Guide Problems

5.1

What is 1 cal in SI units and what is the name given to 1 N-m?

Look in the conversion factor table A.1 under energy:

$$1 \text{ cal (Int.)} = 4.1868 \text{ J} = 4.1868 \text{ Nm} = 4.1868 \text{ kg m}^2/\text{s}^2$$

This was historically defined as the heat transfer needed to bring 1 g of liquid water from 14.5°C to 15.5°C, notice the value of the heat capacity of water in Table A.4

$$1 \text{ N-m} = 1 \text{ J} \quad \text{or} \quad \text{Force times displacement} = \text{energy} = \text{Joule}$$

5.2

In a complete cycle what is the net change in energy and in volume?

For a complete cycle the substance has no change in energy and therefore no storage, so the net change in energy is zero.

For a complete cycle the substance returns to its beginning state, so it has no change in specific volume and therefore no change in total volume.

5.3

Why do we write ΔE or $E_2 - E_1$ whereas we write ${}_1Q_2$ and ${}_1W_2$?

ΔE or $E_2 - E_1$ is the **change** from state 1 to state 2 and depends only on states 1 and 2 not upon the process between 1 and 2.

${}_1Q_2$ and ${}_1W_2$ are amounts of energy **transferred during the process** between 1 and 2 and depend on the process path.

5.4

When you wind a spring up in a toy or stretch a rubber band what happens in terms of work, energy and heat transfer? Later when they are released, what happens then?

In both processes work is put into the device and the energy is stored as potential energy. If the spring or rubber is inelastic some of the work input goes into internal energy (it becomes warmer) and not its potential energy and being warmer than the ambient air it cools slowly to ambient temperature.

When the spring or rubber band is released the potential energy is transferred back into work given to the system connected to the end of the spring or rubber band. If nothing is connected the energy goes into kinetic energy and the motion is then dampened as the energy is transformed into internal energy.

5.5

Explain in words what happens with the energy terms for the stone in Example 5.2. What would happen if it were a bouncing ball falling to a hard surface?

In the beginning all the energy is potential energy associated with the gravitational force. As the stone falls the potential energy is turned into kinetic energy and in the impact the kinetic energy is turned into internal energy of the stone and the water. Finally the higher temperature of the stone and water causes a heat transfer to the ambient until ambient temperature is reached.

With a hard ball instead of the stone the impact would be close to elastic transforming the kinetic energy into potential energy (the material acts as a spring) that is then turned into kinetic energy again as the ball bounces back up. Then the ball rises up transforming the kinetic energy into potential energy (mgZ) until zero velocity is reached and it starts to fall down again. The collision with the floor is not perfectly elastic so the ball does not rise exactly up to the original height losing a little energy into internal energy (higher temperature due to internal friction) with every bounce and finally the motion will die out. All the energy eventually is lost by heat transfer to the ambient or sits in lasting deformation (internal energy) of the substance.

5.6

Make a list of at least 5 systems that store energy, explaining which form of energy.

A spring that is compressed. Potential energy $(1/2)kx^2$

A battery that is charged. Electrical potential energy. $V \text{ Amp h}$

A raised mass (could be water pumped up higher) Potential energy mgH

A cylinder with compressed air. Potential (internal) energy like a spring.

A tank with hot water. Internal energy mu

A fly-wheel. Kinetic energy (rotation) $(1/2)I\omega^2$

A mass in motion. Kinetic energy $(1/2)m\mathbf{V}^2$

5.7

A 1200 kg car is accelerated from 30 to 50 km/h in 5 s. How much work is that? If you continue from 50 to 70 km/h in 5 s is that the same?

The work input is the increase in kinetic energy.

$$\begin{aligned} E_2 - E_1 &= (1/2)m[\mathbf{V}_2^2 - \mathbf{V}_1^2] = {}_1W_2 \\ &= 0.5 \times 1200 \text{ kg} [50^2 - 30^2] \left(\frac{\text{km}}{\text{h}}\right)^2 \\ &= 600 [2500 - 900] \text{ kg} \left(\frac{1000 \text{ m}}{3600 \text{ s}}\right)^2 = 74\,074 \text{ J} = \mathbf{74.1 \text{ kJ}} \end{aligned}$$

The second set of conditions does not become the same

$$E_2 - E_1 = (1/2)m[\mathbf{V}_2^2 - \mathbf{V}_1^2] = 600 [70^2 - 50^2] \text{ kg} \left(\frac{1000 \text{ m}}{3600 \text{ s}}\right)^2 = \mathbf{111 \text{ kJ}}$$

5.8

A crane use 2 kW to raise a 100 kg box 20 m. How much time does it take?

$$\text{Power} = \dot{W} = F\mathbf{V} = mg\mathbf{V} = mg\frac{L}{t}$$

$$t = \frac{mgL}{\dot{W}} = \frac{100 \text{ kg } 9.807 \text{ m/s}^2 20 \text{ m}}{2000 \text{ W}} = 9.81 \text{ s}$$

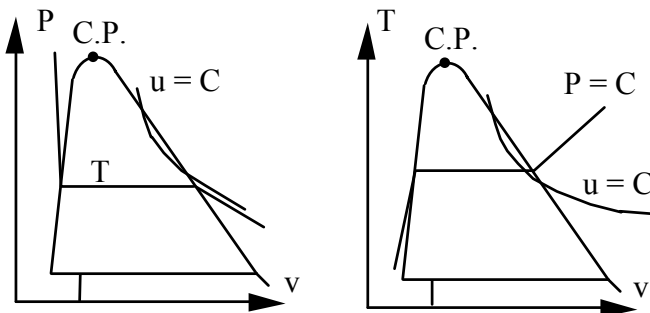


5.9

Saturated water vapor has a maximum for u and h at around 235°C . Is it similar for other substances?

Look at the various substances listed in appendix B. Everyone has a maximum u and h somewhere along the saturated vapor line at different T for each substance. This means the constant u and h curves are different from the constant T curves and some of them cross over the saturated vapor line twice, see sketch below.

Constant h lines are similar to the constant u line shown.



Notice the constant $u(h)$ line becomes parallel to the constant T lines in the superheated vapor region for low P where it is an ideal gas. In the T - v diagram the constant u (h) line becomes horizontal.

5.10

A pot of water is boiling on a stove supplying 325 W to the water. What is the rate of mass (kg/s) vaporizing assuming a constant pressure process?

To answer this we must assume all the power goes into the water and that the process takes place at atmospheric pressure 101 kPa, so $T = 100^\circ\text{C}$.

Energy equation

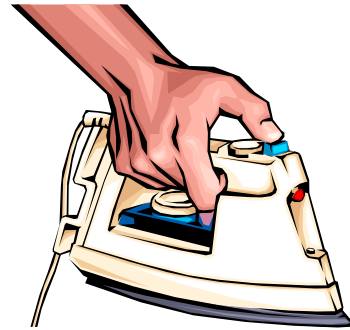
$$dQ = dE + dW = dU + PdV = dH = h_{fg} dm$$

$$\frac{dQ}{dt} = h_{fg} \frac{dm}{dt}$$

$$\frac{dm}{dt} = \frac{\dot{Q}}{h_{fg}} = \frac{325 \text{ W}}{2257 \text{ kJ/kg}} = \mathbf{0.144 \text{ g/s}}$$

The volume rate of increase is

$$\begin{aligned} \frac{dV}{dt} &= \frac{dm}{dt} v_{fg} = 0.144 \text{ g/s} \times 1.67185 \text{ m}^3/\text{kg} \\ &= 0.24 \times 10^{-3} \text{ m}^3/\text{s} = 0.24 \text{ L/s} \end{aligned}$$



5.11

A constant mass goes through a process where 100 W of heat transfer comes in and 100 W of work leaves. Does the mass change state?

Yes it does.

As work leaves a control mass its volume must go up, v increases

As heat transfer comes in at a rate equal to the work out means u is constant if there are no changes in kinetic or potential energy.

5.12

I have 2 kg of liquid water at 20°C, 100 kPa. I now add 20 kJ of energy at a constant pressure. How hot does it get if it is heated? How fast does it move if it is pushed by a constant horizontal force? How high does it go if it is raised straight up?

- a) Heat at 100 kPa.

Energy equation:

$$E_2 - E_1 = {}_1Q_2 - {}_1W_2 = {}_1Q_2 - P(V_2 - V_1) = H_2 - H_1 = m(h_2 - h_1)$$

$$h_2 = h_1 + {}_1Q_2/m = 83.94 + 20/2 = 94.04 \text{ kJ/kg}$$

Back interpolate in Table B.1.1: $T_2 = \mathbf{22.5^\circ\text{C}}$

(We could also have used $\Delta T = {}_1Q_2/mC = 20 / (2 \cdot 4.18) = 2.4^\circ\text{C}$)

- b) Push at constant P. It gains kinetic energy.

$$0.5 m \mathbf{V}_2^2 = {}_1W_2$$

$$\mathbf{V}_2 = \sqrt{2 {}_1W_2/m} = \sqrt{2 \times 20 \times 1000 \text{ J} / 2 \text{ kg}} = \mathbf{141.4 \text{ m/s}}$$

- c) Raised in gravitational field

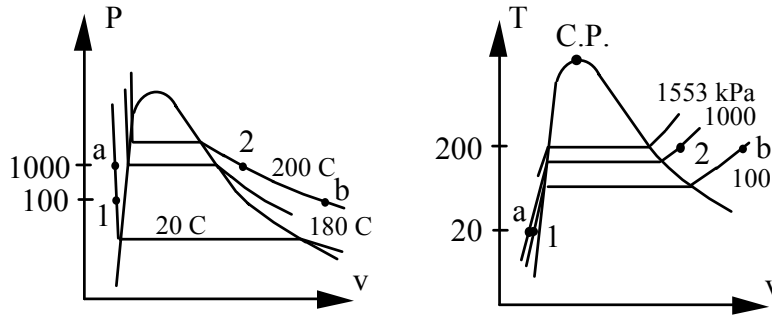
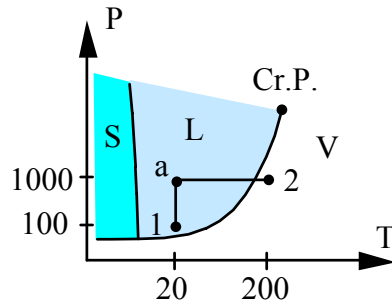
$$m g Z_2 = {}_1W_2$$

$$Z_2 = {}_1W_2/m g = \frac{20\,000 \text{ J}}{2 \text{ kg} \times 9.807 \text{ m/s}^2} = \mathbf{1019 \text{ m}}$$

5.13

Water is heated from 100 kPa, 20°C to 1000 kPa, 200°C. In one case pressure is raised at $T = C$, then T is raised at $P = C$. In a second case the opposite order is done. Does that make a difference for ${}_1Q_2$ and ${}_1W_2$?

Yes it does. Both ${}_1Q_2$ and ${}_1W_2$ are process dependent. We can illustrate the work term in a P-v diagram.



In one case the process proceeds from 1 to state “a” along constant T then from “a” to state 2 along constant P .

The other case proceeds from 1 to state “b” along constant P and then from “b” to state 2 along constant T .

5.14

Two kg water at 120°C with a quality of 25% has its temperature raised 20°C in a constant volume process. What are the new quality and specific internal energy?

Solution:

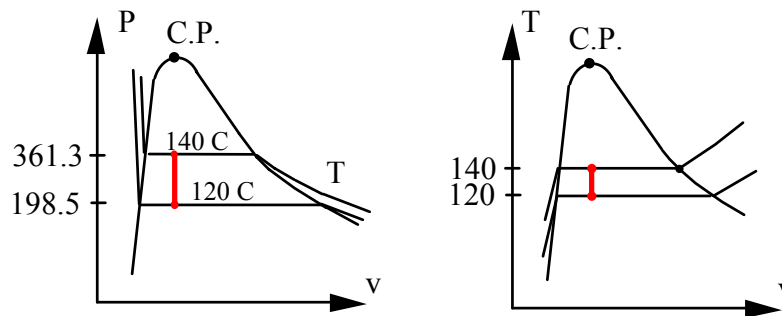
State 1 from Table B.1.1 at 120°C

$$v = v_f + x v_{fg} = 0.001060 + 0.25 \times 0.8908 = 0.22376 \text{ m}^3/\text{kg}$$

State 2 has same v at 140°C also from Table B.1.1

$$x = \frac{v - v_f}{v_{fg}} = \frac{0.22376 - 0.00108}{0.50777} = \mathbf{0.4385}$$

$$u = u_f + x u_{fg} = 588.72 + 0.4385 \times 1961.3 = \mathbf{1448.8 \text{ kJ/kg}}$$



5.15

Two kg water at 200 kPa with a quality of 25% has its temperature raised 20°C in a constant pressure process. What is the change in enthalpy?

Solution:

State 1 from Table B.1.2 at 200 kPa

$$h = h_f + x h_{fg} = 504.68 + 0.25 \times 2201.96 = 1055.2 \text{ kJ/kg}$$

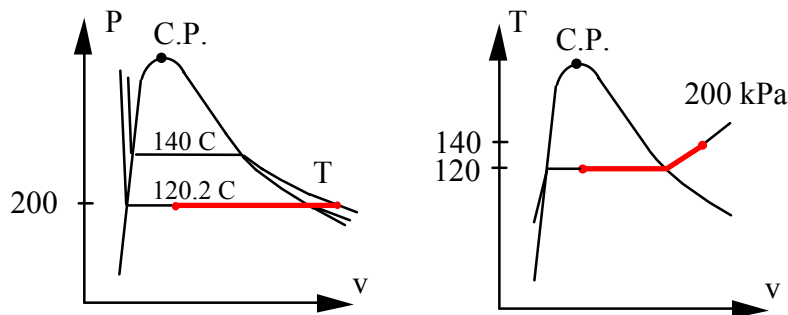
State 2 has same P from Table B.1.2 at 200 kPa

$$T_2 = T_{\text{sat}} + 20 = 120.23 + 20 = 140.23^\circ\text{C}$$

so state 2 is superheated vapor ($x = \text{undefined}$) from Table B.1.3

$$h_2 = 2706.63 + (2768.8 - 2706.63) \frac{20}{150 - 120.23} = 2748.4 \text{ kJ/kg}$$

$$h_2 - h_1 = 2748.4 - 1055.2 = \mathbf{1693.2 \text{ kJ/kg}}$$



5.16

You heat a gas 10 K at $P = C$. Which one in table A.5 requires most energy? Why?

A constant pressure process in a control mass gives (recall Eq.5.29)

$${}_1q_2 = u_2 - u_1 + {}_1w_2 = h_2 - h_1 \approx C_p \Delta T$$

The one with the highest specific heat is hydrogen, H_2 . The hydrogen has the smallest mass but the same kinetic energy per mol as other molecules and thus the most energy per unit mass is needed to increase the temperature.

5.17

Air is heated from 300 to 350 K at $V = C$. Find ${}_1q_2$? What if from 1300 to 1350 K?

$$\text{Process: } V = C \quad \rightarrow \quad {}_1W_2 = \emptyset$$

$$\text{Energy Eq.: } u_2 - u_1 = {}_1q_2 - 0 \rightarrow {}_1q_2 = u_2 - u_1$$

Read the u -values from Table A.7.1

$$\text{a) } {}_1q_2 = u_2 - u_1 = 250.32 - 214.36 = \mathbf{36.0 \text{ kJ/kg}}$$

$$\text{b) } {}_1q_2 = u_2 - u_1 = 1067.94 - 1022.75 = \mathbf{45.2 \text{ kJ/kg}}$$

$$\text{case a) } C_v \approx 36/50 = 0.72 \text{ kJ/kg K, see A.5}$$

$$\text{case b) } C_v \approx 45.2/50 = 0.904 \text{ kJ/kg K (25 \% higher)}$$

5.18

A mass of 3 kg nitrogen gas at 2000 K, $V = C$, cools with 500 W. What is dT/dt ?

$$\text{Process: } V = C \quad \rightarrow \quad {}_1W_2 = 0$$

$$\frac{dE}{dt} = \frac{dU}{dt} = m \frac{dU}{dt} = m C_v \frac{dT}{dt} = \dot{Q} - W = \dot{Q} = -500 \text{ W}$$

$$C_{v \ 2000} = \frac{du}{dT} = \frac{\Delta u}{\Delta T} = \frac{u_{2100} - u_{1900}}{2100 - 1900} = \frac{1819.08 - 1621.66}{200} = 0.987 \text{ kJ/kg K}$$

$$\frac{dT}{dt} = \frac{\dot{Q}}{m C_v} = \frac{-500 \text{ W}}{3 \times 0.987 \text{ kJ/K}} = \mathbf{-0.17 \frac{K}{s}}$$

Remark: Specific heat from Table A.5 has $C_{v \ 300} = 0.745 \text{ kJ/kg K}$ which is nearly 25% lower and thus would over-estimate the rate with 25%.

5.19

A drag force on a car, with frontal area $A = 2 \text{ m}^2$, driving at 80 km/h in air at 20°C is $F_d = 0.225 A \rho_{\text{air}} \mathbf{V}^2$. How much power is needed and what is the traction force?

$$\dot{W} = F\mathbf{V}$$

$$\mathbf{V} = 80 \frac{\text{km}}{\text{h}} = 80 \times \frac{1000}{3600} \text{ ms}^{-1} = 22.22 \text{ ms}^{-1}$$

$$\rho_{\text{AIR}} = \frac{P}{RT} = \frac{101}{0.287 \times 293} = 1.20 \text{ kg/m}^3$$

$$F_d = 0.225 A \rho \mathbf{V}^2 = 0.225 \times 2 \times 1.2 \times 22.22^2 = \mathbf{266.61 \text{ N}}$$

$$\dot{W} = F\mathbf{V} = 266.61 \text{ N} \times 22.22 \text{ m/s} = 5924 \text{ W} = \mathbf{5.92 \text{ kW}}$$

Kinetic and Potential Energy

5.20

A hydraulic hoist raises a 1750 kg car 1.8 m in an auto repair shop. The hydraulic pump has a constant pressure of 800 kPa on its piston. What is the increase in potential energy of the car and how much volume should the pump displace to deliver that amount of work?

Solution: C.V. Car.

No change in kinetic or internal energy of the car, neglect hoist mass.

$$\begin{aligned} E_2 - E_1 &= PE_2 - PE_1 = mg (Z_2 - Z_1) \\ &= 1750 \times 9.80665 \times 1.8 = \mathbf{30\,891\ J} \end{aligned}$$

The increase in potential energy is work into car from pump at constant P.

$$W = E_2 - E_1 = \int P \, dV = P \Delta V \quad \Rightarrow$$

$$\Delta V = \frac{E_2 - E_1}{P} = \frac{30891}{800 \times 1000} = \mathbf{0.0386\ m^3}$$



5.21

A piston motion moves a 25 kg hammerhead vertically down 1 m from rest to a velocity of 50 m/s in a stamping machine. What is the change in total energy of the hammerhead?

Solution: C.V. Hammerhead

The hammerhead does not change internal energy (i.e. same P, T), but it does have a change in kinetic and potential energy.

$$\begin{aligned} E_2 - E_1 &= m(u_2 - u_1) + m[(1/2)\mathbf{V}_2^2 - 0] + mg(h_2 - 0) \\ &= 0 + 25 \times (1/2) \times 50^2 + 25 \times 9.80665 \times (-1) \\ &= 31250 - 245.17 = 31005 \text{ J} = \mathbf{31 \text{ kJ}} \end{aligned}$$

5.22

Airplane takeoff from an aircraft carrier is assisted by a steam driven piston/cylinder device with an average pressure of 1250 kPa. A 17500 kg airplane should be accelerated from zero to a speed of 30 m/s with 30% of the energy coming from the steam piston. Find the needed piston displacement volume.

Solution: C.V. Airplane.

No change in internal or potential energy; only kinetic energy is changed.

$$E_2 - E_1 = m (1/2) (\mathbf{V}_2^2 - 0) = 17500 \times (1/2) \times 30^2 = 7875\ 000\ \text{J} = 7875\ \text{kJ}$$

The work supplied by the piston is 30% of the energy increase.

$$W = \int P\ dV = P_{\text{avg}}\ \Delta V = 0.30 (E_2 - E_1) \\ = 0.30 \times 7875 = 2362.5\ \text{kJ}$$

$$\Delta V = \frac{W}{P_{\text{avg}}} = \frac{2362.5}{1250} = \mathbf{1.89\ m^3}$$



5.23

Solve Problem 5.22, but assume the steam pressure in the cylinder starts at 1000 kPa, dropping linearly with volume to reach 100 kPa at the end of the process.

Solution: C.V. Airplane.

$$E_2 - E_1 = m \left(\frac{1}{2} \mathbf{V}_2^2 - 0 \right)$$

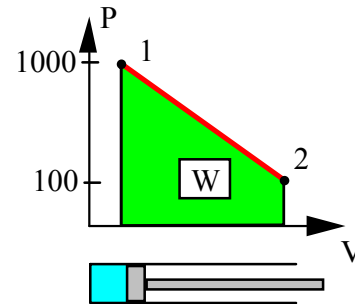
$$= 3500 \times \left(\frac{1}{2} \right) \times 30^2$$

$$= 1575000 \text{ J} = 1575 \text{ kJ}$$

$$W = 0.25(E_2 - E_1) = 0.25 \times 1575 = 393.75 \text{ kJ}$$

$$W = \int P \, dV = \left(\frac{1}{2} \right) (P_{\text{beg}} + P_{\text{end}}) \Delta V$$

$$\Delta V = \frac{W}{P_{\text{avg}}} = \frac{2362.5}{1/2(1000 + 100)} = 4.29 \text{ m}^3$$




5.24

A 1200 kg car accelerates from zero to 100 km/h over a distance of 400 m. The road at the end of the 400 m is at 10 m higher elevation. What is the total increase in the car kinetic and potential energy?

Solution:

$$\Delta KE = \frac{1}{2} m (\mathbf{V}_2^2 - \mathbf{V}_1^2)$$

$$\begin{aligned} \mathbf{V}_2 &= 100 \text{ km/h} = \frac{100 \times 1000}{3600} \text{ m/s} \\ &= 27.78 \text{ m/s} \end{aligned}$$



$$\Delta KE = \frac{1}{2} \times 1200 \text{ kg} \times (27.78^2 - 0^2) (\text{m/s})^2 = 463\,037 \text{ J} = \mathbf{463 \text{ kJ}}$$

$$\Delta PE = mg(Z_2 - Z_1) = 1200 \text{ kg} \times 9.807 \text{ m/s}^2 (10 - 0) \text{ m} = 117684 \text{ J} = \mathbf{117.7 \text{ kJ}}$$

5.25

A 25 kg piston is above a gas in a long vertical cylinder. Now the piston is released from rest and accelerates up in the cylinder reaching the end 5 m higher at a velocity of 25 m/s. The gas pressure drops during the process so the average is 600 kPa with an outside atmosphere at 100 kPa. Neglect the change in gas kinetic and potential energy, and find the needed change in the gas volume.

Solution:

C.V. Piston

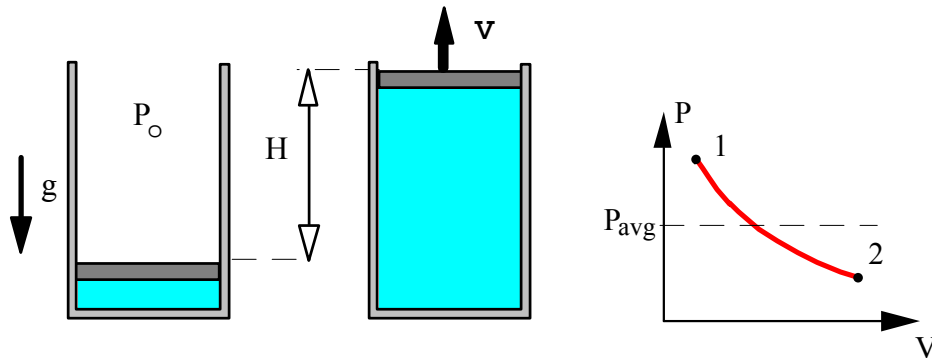
$$\begin{aligned}(E_2 - E_1)_{\text{PIST.}} &= m(u_2 - u_1) + m\left[\frac{1}{2}V_2^2 - 0\right] + mg(h_2 - 0) \\ &= 0 + 25 \times \frac{1}{2} \times 25^2 + 25 \times 9.80665 \times 5 \\ &= 7812.5 + 1225.8 = 9038.3 \text{ J} = 9.038 \text{ kJ}\end{aligned}$$

Energy equation for the piston is:

$$E_2 - E_1 = W_{\text{gas}} - W_{\text{atm}} = P_{\text{avg}} \Delta V_{\text{gas}} - P_o \Delta V_{\text{gas}}$$

(remark $\Delta V_{\text{atm}} = -\Delta V_{\text{gas}}$ so the two work terms are of opposite sign)

$$\Delta V_{\text{gas}} = 9.038 / (600 - 100) = \mathbf{0.018 \text{ m}^3}$$



5.26

The rolling resistance of a car depends on its weight as: $F = 0.006 mg$. How far will a car of 1200 kg roll if the gear is put in neutral when it drives at 90 km/h on a level road without air resistance?

Solution:

The car decreases its kinetic energy to zero due to the force (constant) acting over the distance.

$$m (1/2V_2^2 - 1/2V_1^2) = -W_2 = -\int F dx = -FL$$

$$V_2 = 0, \quad V_1 = 90 \frac{\text{km}}{\text{h}} = \frac{90 \times 1000}{3600} \text{ms}^{-1} = 25 \text{ms}^{-1}$$

$$-1/2 mV_1^2 = -FL = -0.006 mgL$$

$$\rightarrow L = \frac{0.5 V_1^2}{0.0006g} = \frac{0.5 \times 25^2}{0.006 \times 9.807} \frac{\text{m}^2/\text{s}^2}{\text{m}/\text{s}^2} = 5311 \text{ m}$$

Remark: Over 5 km! The air resistance is much higher than the rolling resistance so this is not a realistic number by itself.

5.27

A mass of 5 kg is tied to an elastic cord, 5 m long, and dropped from a tall bridge. Assume the cord, once straight, acts as a spring with $k = 100 \text{ N/m}$. Find the velocity of the mass when the cord is straight (5 m down). At what level does the mass come to rest after bouncing up and down?

Solution:

Let us assume we can neglect the cord mass and motion.

$$1: \mathbf{V}_1 = 0, \quad Z_1 = 0 \qquad 2: \mathbf{V}_2, \quad Z_2 = -5\text{m}$$

$$3: \mathbf{V}_3 = 0, \quad Z_3 = -L, \quad F_{\text{up}} = mg = k_s \Delta L$$

$$1 \rightarrow 2: \quad \frac{1}{2} m \mathbf{V}_1^2 + mg Z_1 = \frac{1}{2} m \mathbf{V}_2^2 + mg Z_2$$

Divide by mass and left hand side is zero so

$$\frac{1}{2} \mathbf{V}_2^2 + g Z_2 = 0$$

$$\mathbf{V}_2 = (-2g Z_2)^{1/2} = (-2 \times 9.807 \times (-5))^{1/2} = \mathbf{9.9 \text{ m/s}}$$

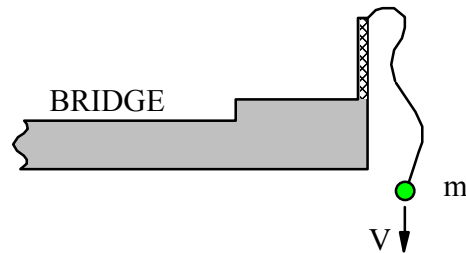
State 3: m is at rest so $F_{\text{up}} = F_{\text{down}}$

$$k_s \Delta L = mg \rightarrow$$

$$\Delta L = \frac{mg}{k_s} = \frac{5 \times 9.807 \text{ kg ms}^{-2}}{100 \text{ Nm}^{-1}} = 0.49 \text{ m}$$

$$L = L_0 + \Delta L = 5 + 0.49 = 5.49 \text{ m}$$

$$\text{So: } Z_2 = -L = -\mathbf{5.49 \text{ m}}$$



Properties (u, h) from General Tables

5.28

Find the missing properties.

- a. H₂O $T = 250^\circ\text{C}, v = 0.02 \text{ m}^3/\text{kg}$ $P = ? \quad u = ?$
- b. N₂ $T = 120 \text{ K}, P = 0.8 \text{ MPa}$ $x = ? \quad h = ?$
- c. H₂O $T = -2^\circ\text{C}, P = 100 \text{ kPa}$ $u = ? \quad v = ?$
- d. R-134a $P = 200 \text{ kPa}, v = 0.12 \text{ m}^3/\text{kg}$ $u = ? \quad T = ?$

Solution:

a) Table B.1.1 at 250°C: $v_f < v < v_g \Rightarrow P = P_{\text{sat}} = \mathbf{3973 \text{ kPa}}$

$$x = (v - v_f) / v_{fg} = (0.02 - 0.001251) / 0.04887 = 0.38365$$

$$u = u_f + x u_{fg} = 1080.37 + 0.38365 \times 1522.0 = \mathbf{1664.28 \text{ kJ/kg}}$$

b) Table B.6.1 P is lower than P_{sat} so it is super heated vapor

$\Rightarrow x = \mathbf{\text{undefined}}$ and we find the state in Table B.6.2

Table B.6.2: $h = \mathbf{114.02 \text{ kJ/kg}}$

c) Table B.1.1 : $T < T_{\text{triple point}} \Rightarrow$ B.1.5: $P > P_{\text{sat}}$ so compressed solid

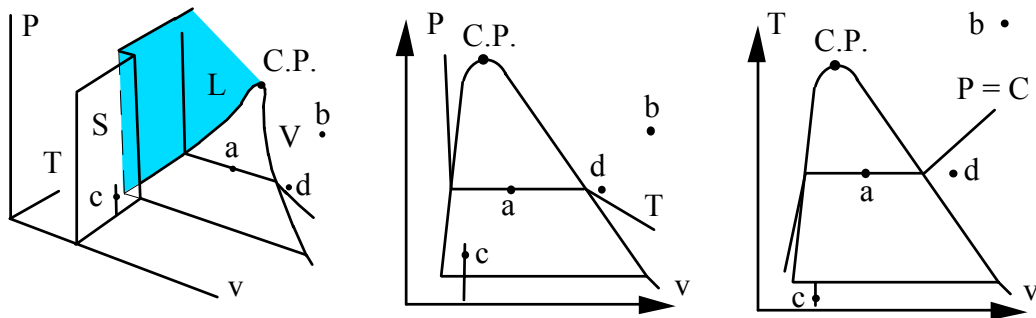
$$u \cong u_i = \mathbf{-337.62 \text{ kJ/kg}} \quad v \cong v_i = \mathbf{1.09 \times 10^{-3} \text{ m}^3/\text{kg}}$$

approximate compressed solid with saturated solid properties at same T .

d) Table B.5.1 $v > v_g$ superheated vapor \Rightarrow Table B.5.2.

$$T \sim \mathbf{32.5^\circ\text{C}} = 30 + (40 - 30) \times (0.12 - 0.11889) / (0.12335 - 0.11889)$$

$$u = 403.1 + (411.04 - 403.1) \times 0.24888 = \mathbf{405.07 \text{ kJ/kg}}$$



5.29

Find the missing properties of T , P , v , u , h and x if applicable and plot the location of the three states as points in the T - v and the P - v diagrams

- Water at 5000 kPa, $u = 800$ kJ/kg
- Water at 5000 kPa, $v = 0.06$ m³/kg
- R-134a at 35°C, $v = 0.01$ m³/kg

Solution:

- a) Look in Table B.1.2 at 5000 kPa

$$u < u_f = 1147.78 \quad \Rightarrow \quad \text{compressed liquid}$$

Table B.1.4: between 180 °C and 200 °C

$$T = 180 + (200 - 180) \frac{800 - 759.62}{848.08 - 759.62} = 180 + 20 * 0.4567 = 189.1 \text{ C}$$

$$v = 0.001124 + 0.4567 (0.001153 - 0.001124) = 0.001137$$

- b) Look in Table B.1.2 at 5000 kPa

$$v > v_g = 0.03944 \quad \Rightarrow \quad \text{superheated vapor}$$

Table B.1.3: between 400 °C and 450 °C.

$$T = 400 + 50 * (0.06 - 0.05781) / (0.0633 - 0.05781) \\ = 400 + 50 * 0.3989 = 419.95 \text{ °C}$$

$$h = 3195.64 + 0.3989 * (3316.15 - 3195.64) = 3243.71$$

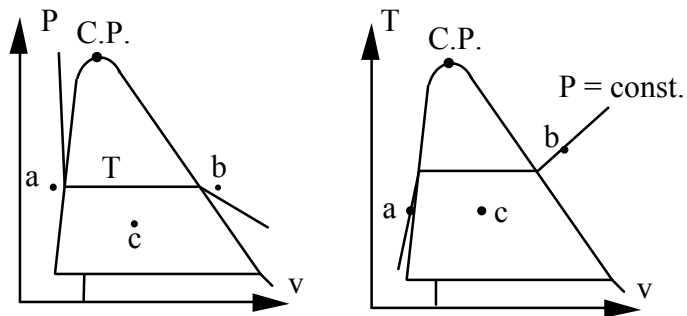
- c) B.5.1: $v_f < v < v_g$

$$\Rightarrow \quad \text{2-phase, } P = P_{\text{sat}} = 887.6 \text{ kPa,}$$

$$x = (v - v_f) / v_{fg} = (0.01 - 0.000857) / 0.02224 = 0.4111$$

$$u = u_f + x u_{fg} = 248.34 + 0.4111 * 148.68 = 309.46 \text{ kJ/kg}$$

States shown are placed relative to the two-phase region, not to each other.



5.30

Find the missing properties and give the phase of the ammonia, NH_3 .

- a. $T = 65^\circ\text{C}$, $P = 600 \text{ kPa}$ $u = ?$ $v = ?$
 b. $T = 20^\circ\text{C}$, $P = 100 \text{ kPa}$ $u = ?$ $v = ?$ $x = ?$
 c. $T = 50^\circ\text{C}$, $v = 0.1185 \text{ m}^3/\text{kg}$ $u = ?$ $P = ?$ $x = ?$

Solution:

- a) Table B.2.1 $P < P_{\text{sat}}$ \Rightarrow superheated vapor Table B.2.2:

$$v = 0.5 \times 0.25981 + 0.5 \times 0.26888 = \mathbf{0.2645 \text{ m}^3/\text{kg}}$$

$$u = 0.5 \times 1425.7 + 0.5 \times 1444.3 = \mathbf{1435 \text{ kJ/kg}}$$

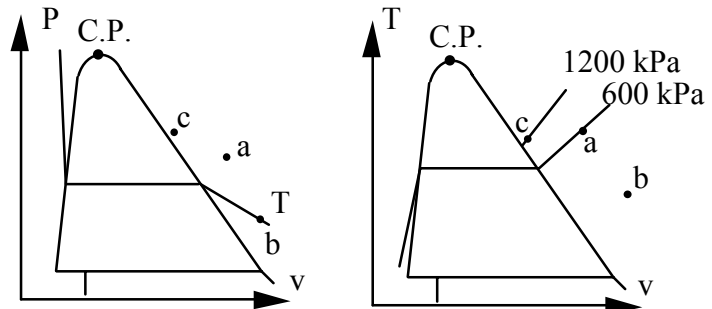
- b) Table B.2.1: $P < P_{\text{sat}}$ \Rightarrow $x = \mathbf{\text{undefined}}$, superheated vapor, from B.2.2:

$$v = \mathbf{1.4153 \text{ m}^3/\text{kg}}; \quad u = \mathbf{1374.5 \text{ kJ/kg}}$$

- c) Sup. vap. ($v > v_g$) Table B.2.2. $P = \mathbf{1200 \text{ kPa}}$, $x = \mathbf{\text{undefined}}$

$$u = \mathbf{1383 \text{ kJ/kg}}$$

States shown are placed relative to the two-phase region, not to each other.



5.31

Find the phase and missing properties of P, T, v, u, and x.

- Water at 5000 kPa, $u = 1000$ kJ/kg (Table B.1 reference)
- R-134a at 20°C , $u = 300$ kJ/kg
- Nitrogen at 250 K, 200 kPa

Show also the three states as labeled dots in a T-v diagram with correct position relative to the two-phase region.

Solution:

- a) Compressed liquid: B.1.4 interpolate between 220°C and 240°C .

$$T = 233.3^\circ\text{C}, \quad v = 0.001213 \text{ m}^3/\text{kg}, \quad x = \text{undefined}$$

- b) Table B.5.1: $u < u_g \Rightarrow$ two-phase liquid and vapor

$$x = (u - u_f)/u_{fg} = (300 - 227.03)/162.16 = 0.449988 = \mathbf{0.45}$$

$$v = 0.000817 + 0.45 \cdot 0.03524 = \mathbf{0.01667 \text{ m}^3/\text{kg}}$$

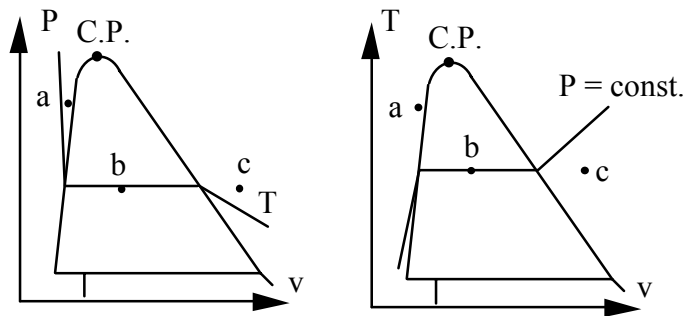
- c) Table B.6.1: $T > T_{\text{sat}}$ (200 kPa) so superheated vapor in Table B.6.2

$$x = \text{undefined}$$

$$v = 0.5(0.35546 + 0.38535) = \mathbf{0.3704 \text{ m}^3/\text{kg}},$$

$$u = 0.5(177.23 + 192.14) = \mathbf{184.7 \text{ kJ/kg}}$$

States shown are placed relative to the two-phase region, not to each other.



5.32

Find the missing properties and give the phase of the substance

- a. H_2O $T = 120^\circ\text{C}$, $v = 0.5 \text{ m}^3/\text{kg}$ $u = ?$ $P = ?$ $x = ?$
 b. H_2O $T = 100^\circ\text{C}$, $P = 10 \text{ MPa}$ $u = ?$ $x = ?$ $v = ?$
 c. N_2 $T = 200 \text{ K}$, $P = 200 \text{ kPa}$ $v = ?$ $u = ?$
 d. NH_3 $T = 100^\circ\text{C}$, $v = 0.1 \text{ m}^3/\text{kg}$ $P = ?$ $x = ?$
 e. N_2 $T = 100 \text{ K}$, $x = 0.75$ $v = ?$ $u = ?$

Solution:

- a) Table B.1.1: $v_f < v < v_g \Rightarrow$ L+V mixture, $P = 198.5 \text{ kPa}$,
 $x = (0.5 - 0.00106)/0.8908 = 0.56$,
 $u = 503.48 + 0.56 \times 2025.76 = 1637.9 \text{ kJ/kg}$

- b) Table B.1.4: compressed liquid, $v = 0.001039 \text{ m}^3/\text{kg}$, $u = 416.1 \text{ kJ/kg}$

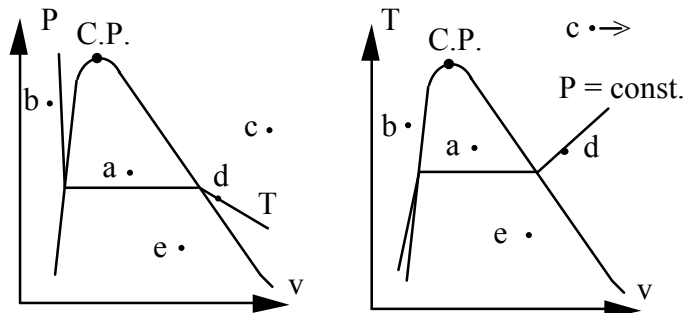
- c) Table B.6.2: 200 K , 200 kPa
 $v = 0.29551 \text{ m}^3/\text{kg}$; $u = 147.37 \text{ kJ/kg}$

- d) Table B.2.1: $v > v_g \Rightarrow$ superheated vapor, $x = \text{undefined}$

$$\text{B.2.2: } P = 1600 + 400 \times \frac{0.1 - 0.10539}{0.08248 - 0.10539} = 1694 \text{ kPa}$$

- e) Table B.6.1: 100 K , $x = 0.75$
 $v = 0.001452 + 0.75 \times 0.02975 = 0.023765 \text{ m}^3/\text{kg}$
 $u = -74.33 + 0.75 \times 137.5 = 28.8 \text{ kJ/kg}$

States shown are placed relative to the two-phase region, not to each other.



5.33

Find the missing properties among (T, P, v, u, h and x if applicable) and give the phase of the substance and indicate the states relative to the two-phase region in both a T-v and a P-v diagram.

- a. R-12 P = 500 kPa, h = 230 kJ/kg
 b. R-22 T = 10°C, u = 200 kJ/kg
 c. R-134a T = 40°C, h = 400 kJ/kg

Solution:

- a) Table B.3.2: $h > h_g \Rightarrow$ **superheated vapor**, look in section 500 kPa and interpolate

$$T = \mathbf{68.06^\circ\text{C}}, \quad v = \mathbf{0.04387 \text{ m}^3/\text{kg}}, \quad u = \mathbf{208.07 \text{ kJ/kg}}$$

- b) Table B.4.1: $u < u_g \Rightarrow$ L+V mixture, P = **680.7 kPa**

$$x = \frac{u - u_f}{u_{fg}} = \frac{200 - 55.92}{173.87} = \mathbf{0.8287},$$

$$v = 0.0008 + 0.8287 \times 0.03391 = \mathbf{0.0289 \text{ m}^3/\text{kg}},$$

$$h = 56.46 + 0.8287 \times 196.96 = \mathbf{219.7 \text{ kJ/kg}}$$

- c) Table B.5.1: $h < h_g \Rightarrow$ **two-phase L + V**, look in B.5.1 at 40°C:

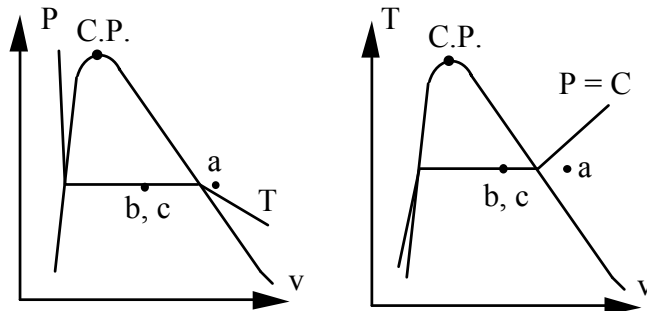
$$x = \frac{h - h_f}{h_{fg}} = \frac{400 - 256.5}{163.3} = 0.87875$$

$$P = P_{\text{sat}} = \mathbf{1017 \text{ kPa}},$$

$$v = 0.000873 + 0.87875 \times 0.01915 = \mathbf{0.0177 \text{ m}^3/\text{kg}}$$

$$u = 255.7 + 0.87875 \times 143.8 = \mathbf{382.1 \text{ kJ/kg}}$$

States shown are placed relative to the two-phase region, not to each other.



5.34

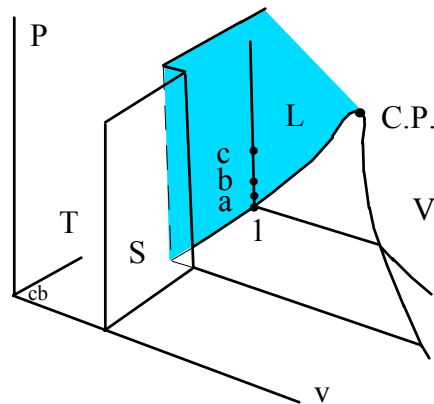
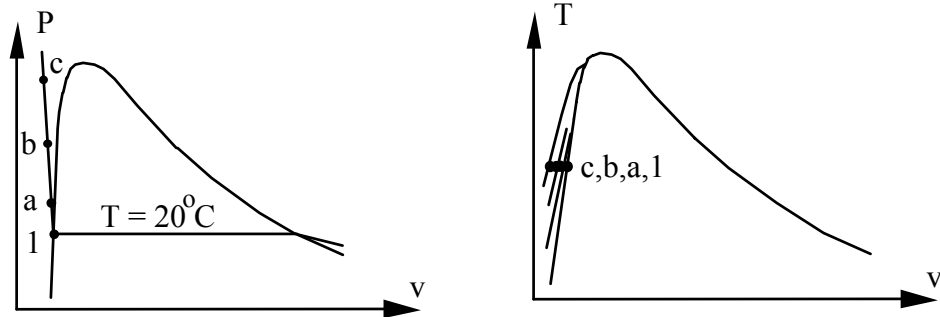
Saturated liquid water at 20°C is compressed to a higher pressure with constant temperature. Find the changes in u and h from the initial state when the final pressure is a) 500 kPa, b) 2000 kPa, c) 20 000 kPa

Solution:

State 1 is located in Table B.1.1 and the states a-c are from Table B.1.4

State	u [kJ/kg]	h [kJ/kg]	$\Delta u = u - u_1$	$\Delta h = h - h_1$	$\Delta(Pv)$
1	83.94	83.94			
a	83.91	84.41	-0.03	0.47	0.5
b	83.82	85.82	-0.12	1.88	2
c	82.75	102.61	-1.19	18.67	20

For these states u stays nearly constant, dropping slightly as P goes up. h varies with Pv changes.



Energy Equation: Simple Process**5.35**

A 100-L rigid tank contains nitrogen (N_2) at 900 K, 3 MPa. The tank is now cooled to 100 K. What are the work and heat transfer for this process?

Solution:

C.V.: Nitrogen in tank. $m_2 = m_1$;

Energy Eq.5.11: $m(u_2 - u_1) = {}_1Q_2 - {}_1W_2$

Process: $V = \text{constant}$, $v_2 = v_1 = V/m \Rightarrow {}_1W_2 = 0$

Table B.6.2: State 1: $v_1 = 0.0900 \text{ m}^3/\text{kg} \Rightarrow m = V/v_1 = 1.111 \text{ kg}$

$$u_1 = 691.7 \text{ kJ/kg}$$

State 2: 100 K, $v_2 = v_1 = V/m$, look in Table B.6.2 at 100 K

200 kPa: $v = 0.1425 \text{ m}^3/\text{kg}$; $u = 71.7 \text{ kJ/kg}$

400 kPa: $v = 0.0681 \text{ m}^3/\text{kg}$; $u = 69.3 \text{ kJ/kg}$

so a linear interpolation gives:

$$P_2 = 200 + 200 (0.09 - 0.1425)/(0.0681 - 0.1425) = 341 \text{ kPa}$$

$$u_2 = 71.7 + (69.3 - 71.7) \frac{0.09 - 0.1425}{0.0681 - 0.1425} = 70.0 \text{ kJ/kg,}$$

$${}_1Q_2 = m(u_2 - u_1) = 1.111 (70.0 - 691.7) = \mathbf{-690.7 \text{ kJ}}$$

5.36

A rigid container has 0.75 kg water at 300°C, 1200 kPa. The water is now cooled to a final pressure of 300 kPa. Find the final temperature, the work and the heat transfer in the process.

Solution:

C.V. Water. Constant mass so this is a control mass

$$\text{Energy Eq.: } U_2 - U_1 = {}_1Q_2 - {}_1W_2$$

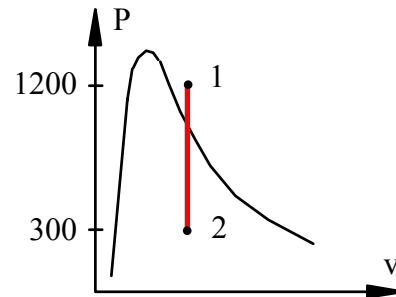
$$\text{Process eq.: } V = \text{constant. (rigid)}$$

$$\Rightarrow {}_1W_2 = \int P dV = 0$$

State 1: 300°C, 1200 kPa

=> superheated vapor Table B.1.3

$$v = 0.21382 \text{ m}^3/\text{kg}, \quad u = 2789.22 \text{ kJ/kg}$$



State 2: 300 kPa and $v_2 = v_1$ from Table B.1.2 $v_2 < v_g$ two-phase

$$T_2 = T_{\text{sat}} = \mathbf{133.55^\circ\text{C}}$$

$$x_2 = \frac{v_2 - v_f}{v_{fg}} = \frac{0.21382 - 0.001073}{0.60475} = 0.35179$$

$$u_2 = u_f + x_2 u_{fg} = 561.13 + x_2 1982.43 = 1258.5 \text{ kJ/kg}$$

$${}_1Q_2 = m(u_2 - u_1) + {}_1W_2 = m(u_2 - u_1)$$

$$= 0.75 (1258.5 - 2789.22) = \mathbf{-1148 \text{ kJ}}$$

5.37

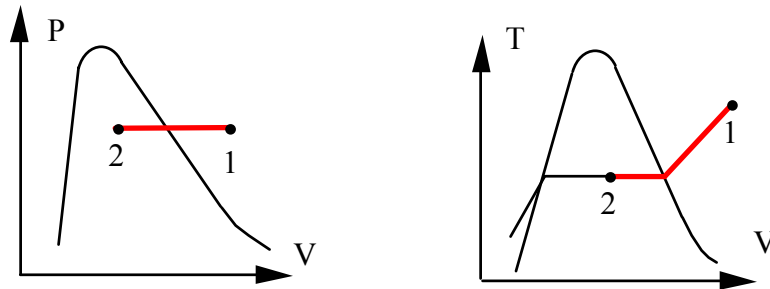
A cylinder fitted with a frictionless piston contains 2 kg of superheated refrigerant R-134a vapor at 350 kPa, 100°C. The cylinder is now cooled so the R-134a remains at constant pressure until it reaches a quality of 75%. Calculate the heat transfer in the process.

Solution:

$$\text{C.V.: R-134a} \quad m_2 = m_1 = m;$$

$$\text{Energy Eq.5.11} \quad m(u_2 - u_1) = {}_1Q_2 - {}_1W_2$$

$$\text{Process: } P = \text{const.} \Rightarrow {}_1W_2 = \int P dV = P\Delta V = P(V_2 - V_1) = Pm(v_2 - v_1)$$



$$\text{State 1: Table B.5.2} \quad h_1 = (490.48 + 489.52)/2 = 490 \text{ kJ/kg}$$

$$\text{State 2: Table B.5.1} \quad h_2 = 206.75 + 0.75 \times 194.57 = 352.7 \text{ kJ/kg (350.9 kPa)}$$

$${}_1Q_2 = m(u_2 - u_1) + {}_1W_2 = m(u_2 - u_1) + Pm(v_2 - v_1) = m(h_2 - h_1)$$

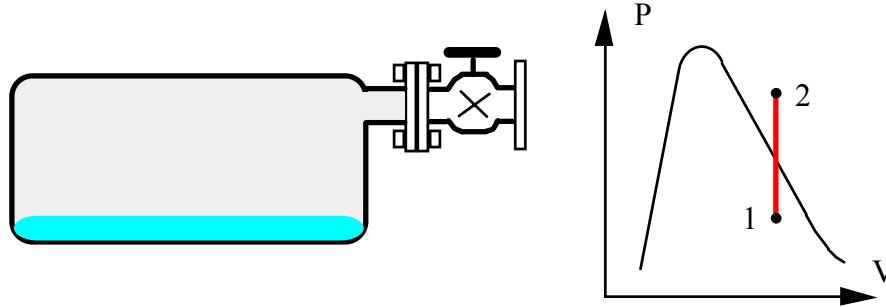
$${}_1Q_2 = 2 \times (352.7 - 490) = \mathbf{-274.6 \text{ kJ}}$$

5.38

Ammonia at 0°C , quality 60% is contained in a rigid 200-L tank. The tank and ammonia is now heated to a final pressure of 1 MPa. Determine the heat transfer for the process.

Solution:

C.V.: NH_3



$$\text{Continuity Eq.:} \quad m_2 = m_1 = m ;$$

$$\text{Energy Eq.5.11:} \quad m(u_2 - u_1) = {}_1Q_2 - {}_1W_2$$

$$\text{Process: Constant volume} \Rightarrow v_2 = v_1 \quad \& \quad {}_1W_2 = 0$$

State 1: Table B.2.1 two-phase state.

$$v_1 = 0.001566 + x_1 \times 0.28783 = 0.17426 \text{ m}^3/\text{kg}$$

$$u_1 = 179.69 + 0.6 \times 1138.3 = 862.67 \text{ kJ/kg}$$

$$m = V/v_1 = 0.2/0.17426 = 1.148 \text{ kg}$$

State 2: P_2 , $v_2 = v_1$ superheated vapor Table B.2.2

$$\Rightarrow T_2 \cong 100^\circ\text{C}, \quad u_2 \cong 1490.5 \text{ kJ/kg}$$

So solve for heat transfer in the energy equation

$${}_1Q_2 = m(u_2 - u_1) = 1.148(1490.5 - 862.67) = \mathbf{720.75 \text{ kJ}}$$

5.39

Water in a 150-L closed, rigid tank is at 100°C, 90% quality. The tank is then cooled to -10°C. Calculate the heat transfer during the process.

Solution:

C.V.: Water in tank. $m_2 = m_1$;

Energy Eq.5.11: $m(u_2 - u_1) = {}_1Q_2 - {}_1W_2$

Process: $V = \text{constant}$, $v_2 = v_1$, ${}_1W_2 = 0$

State 1: Two-phase L + V look in Table B.1.1

$$v_1 = 0.001044 + 0.9 \times 1.6719 = 1.5057 \text{ m}^3/\text{kg}$$

$$u_1 = 418.94 + 0.9 \times 2087.6 = 2297.8 \text{ kJ/kg}$$

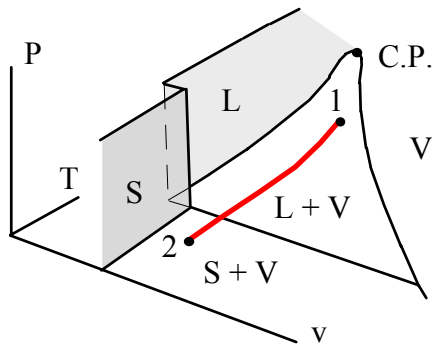
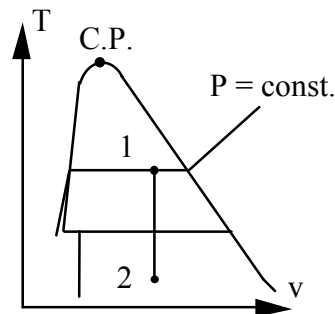
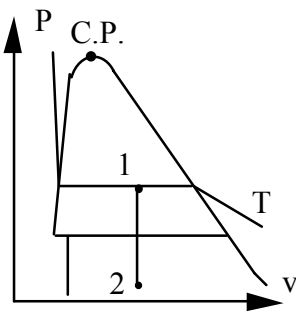
State 2: $T_2, v_2 = v_1 \Rightarrow$ mix of saturated solid + vapor Table B.1.5

$$v_2 = 1.5057 = 0.0010891 + x_2 \times 466.7 \Rightarrow x_2 = 0.003224$$

$$u_2 = -354.09 + 0.003224 \times 2715.5 = -345.34 \text{ kJ/kg}$$

$$m = V/v_1 = 0.15/1.5057 = 0.09962 \text{ kg}$$

$${}_1Q_2 = m(u_2 - u_1) = 0.09962(-345.34 - 2297.8) = \mathbf{-263.3 \text{ kJ}}$$



5.40

A piston/cylinder contains 1 kg water at 20°C with volume 0.1 m³. By mistake someone locks the piston preventing it from moving while we heat the water to saturated vapor. Find the final temperature and the amount of heat transfer in the process.

Solution:

C.V. Water. This is a control mass

$$\text{Energy Eq.: } m(u_2 - u_1) = {}_1Q_2 - {}_1W_2$$

$$\text{Process : } V = \text{constant} \rightarrow {}_1W_2 = 0$$

$$\text{State 1: } T, v_1 = V_1/m = 0.1 \text{ m}^3/\text{kg} > v_f \text{ so two-phase}$$

$$x_1 = \frac{v_1 - v_f}{v_{fg}} = \frac{0.1 - 0.001002}{57.7887} = 0.0017131$$

$$u_1 = u_f + x_1 u_{fg} = 83.94 + x_1 \times 2318.98 = 87.913 \text{ kJ/kg}$$

$$\text{State 2: } v_2 = v_1 = 0.1 \text{ \& } x_2 = 1$$

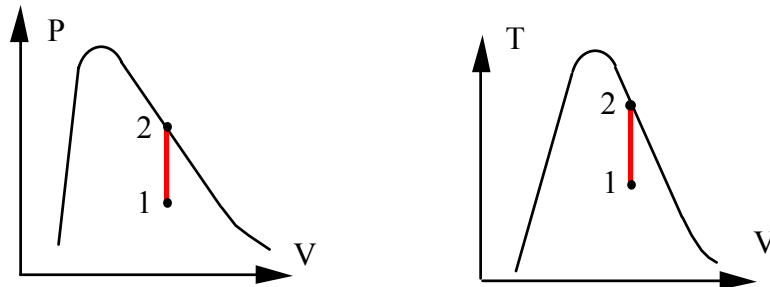
→ found in Table B.1.1 between 210°C and 215°C

$$T_2 = 210 + 5 \times \frac{0.1 - 0.10441}{0.09479 - 0.10441} = 210 + 5 \times 0.4584 = 212.3^\circ\text{C}$$

$$u_2 = 2599.44 + 0.4584(2601.06 - 2599.44) = 2600.2 \text{ kJ/kg}$$

From the energy equation

$${}_1Q_2 = m(u_2 - u_1) = 1(2600.2 - 87.913) = \mathbf{2512.3 \text{ kJ}}$$



5.41

A test cylinder with constant volume of 0.1 L contains water at the critical point. It now cools down to room temperature of 20°C. Calculate the heat transfer from the water.

Solution:

C.V.: Water

$$m_2 = m_1 = m ;$$

$$\text{Energy Eq.5.11: } m(u_2 - u_1) = {}_1Q_2 - {}_1W_2$$

$$\text{Process: Constant volume } \Rightarrow v_2 = v_1$$

Properties from Table B.1.1

$$\text{State 1: } v_1 = v_c = 0.003155 \text{ m}^3/\text{kg},$$

$$u_1 = 2029.6 \text{ kJ/kg}$$

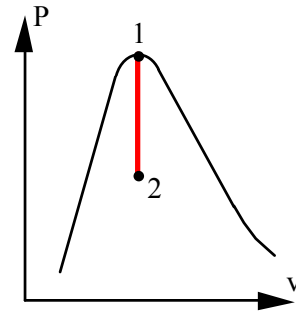
$$m = V/v_1 = 0.0317 \text{ kg}$$

$$\text{State 2: } T_2, v_2 = v_1 = 0.001002 + x_2 \times 57.79$$

$$x_2 = 3.7 \times 10^{-5}, \quad u_2 = 83.95 + x_2 \times 2319 = 84.04 \text{ kJ/kg}$$

$$\text{Constant volume } \Rightarrow {}_1W_2 = 0$$

$${}_1Q_2 = m(u_2 - u_1) = 0.0317(84.04 - 2029.6) = \mathbf{-61.7 \text{ kJ}}$$



5.42

A 10-L rigid tank contains R-22 at -10°C , 80% quality. A 10-A electric current (from a 6-V battery) is passed through a resistor inside the tank for 10 min, after which the R-22 temperature is 40°C . What was the heat transfer to or from the tank during this process?

Solution:

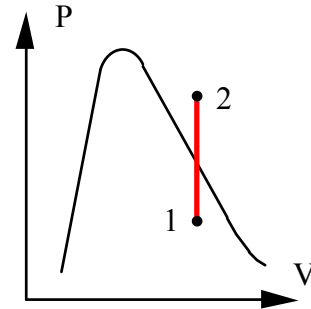
C.V. R-22 in tank. Control mass at constant V.

$$\text{Continuity Eq.: } m_2 = m_1 = m;$$

$$\text{Energy Eq.: } m(u_2 - u_1) = {}_1Q_2 - {}_1W_2$$

$$\text{Process: } \text{Constant } V \Rightarrow v_2 = v_1$$

\Rightarrow no boundary work, but electrical work



State 1 from table B.4.1

$$v_1 = 0.000759 + 0.8 \times 0.06458 = 0.05242 \text{ m}^3/\text{kg}$$

$$u_1 = 32.74 + 0.8 \times 190.25 = 184.9 \text{ kJ/kg}$$

$$m = V/v = 0.010/0.05242 = 0.1908 \text{ kg}$$

State 2: Table B.4.2 at 40°C and $v_2 = v_1 = 0.05242 \text{ m}^3/\text{kg}$

\Rightarrow sup.vapor, so use linear interpolation to get

$$P_2 = 500 + 100 \times (0.05242 - 0.05636)/(0.04628 - 0.05636) = 535 \text{ kPa,}$$

$$u_2 = 250.51 + 0.35 \times (249.48 - 250.51) = 250.2 \text{ kJ/kg}$$

$${}_1W_2 \text{ elec} = -\text{power} \times \Delta t = -\text{Amp} \times \text{volts} \times \Delta t = -\frac{10 \times 6 \times 10 \times 60}{1000} = -36 \text{ kJ}$$

$${}_1Q_2 = m(u_2 - u_1) + {}_1W_2 = 0.1908 (250.2 - 184.9) - 36 = -23.5 \text{ kJ}$$

5.43

A piston/cylinder contains 50 kg of water at 200 kPa with a volume of 0.1 m^3 . Stops in the cylinder are placed to restrict the enclosed volume to a maximum of 0.5 m^3 . The water is now heated until the piston reaches the stops. Find the necessary heat transfer.

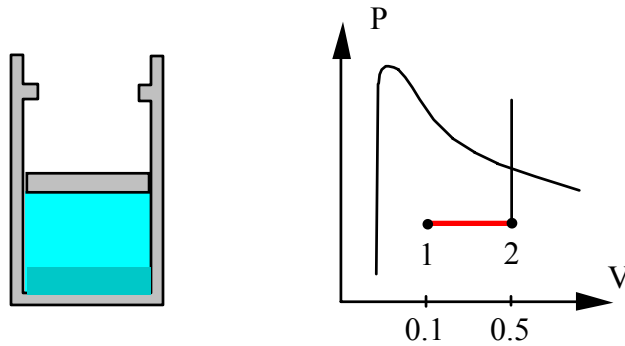
Solution:

C.V. H_2O $m = \text{constant}$

$$\text{Energy Eq.5.11: } m(e_2 - e_1) = m(u_2 - u_1) = {}_1Q_2 - {}_1W_2$$

Process : $P = \text{constant}$ (forces on piston constant)

$$\Rightarrow {}_1W_2 = \int P dV = P_1 (V_2 - V_1)$$



Properties from Table B.1.1

State 1 : $v_1 = 0.1/50 = 0.002 \text{ m}^3/\text{kg} \Rightarrow$ 2-phase as $v_1 < v_g$

$$x = \frac{v_1 - v_f}{v_{fg}} = \frac{0.002 - 0.001061}{0.88467} = 0.001061$$

$$h = 504.68 + 0.001061 \times 2201.96 = 507.02 \text{ kJ/kg}$$

State 2 : $v_2 = 0.5/50 = 0.01 \text{ m}^3/\text{kg}$ also 2-phase same P

$$x_2 = \frac{v_2 - v_f}{v_{fg}} = \frac{0.01 - 0.001061}{0.88467} = 0.01010$$

$$h_2 = 504.68 + 0.01010 \times 2201.96 = 526.92 \text{ kJ/kg}$$

Find the heat transfer from the energy equation as

$${}_1Q_2 = m(u_2 - u_1) + {}_1W_2 = m(h_2 - h_1)$$

$${}_1Q_2 = 50 \text{ kg} \times (526.92 - 507.02) \text{ kJ/kg} = \mathbf{995 \text{ kJ}}$$

$$[\text{ Notice that } {}_1W_2 = P_1 (V_2 - V_1) = 200 \times (0.5 - 0.1) = 80 \text{ kJ}]$$

5.44

A constant pressure piston/cylinder assembly contains 0.2 kg water as saturated vapor at 400 kPa. It is now cooled so the water occupies half the original volume. Find the heat transfer in the process.

Solution:

C.V. Water. This is a control mass.

$$\text{Energy Eq.5.11: } m(u_2 - u_1) = {}_1Q_2 - {}_1W_2$$

$$\text{Process: } P = \text{constant} \Rightarrow {}_1W_2 = Pm(v_2 - v_1)$$

So solve for the heat transfer:

$${}_1Q_2 = m(u_2 - u_1) + {}_1W_2 = m(u_2 - u_1) + Pm(v_2 - v_1) = m(h_2 - h_1)$$

$$\text{State 1: Table B.1.2 } v_1 = 0.46246 \text{ m}^3/\text{kg}; \quad h_1 = 2738.53 \text{ kJ/kg}$$

$$\text{State 2: } v_2 = v_1 / 2 = 0.23123 = v_f + x v_{fg} \quad \text{from Table B.1.2}$$

$$x_2 = (v_2 - v_f) / v_{fg} = (0.23123 - 0.001084) / 0.46138 = 0.4988$$

$$h_2 = h_f + x_2 h_{fg} = 604.73 + 0.4988 \times 2133.81 = 1669.07 \text{ kJ/kg}$$

$${}_1Q_2 = 0.2 (1669.07 - 2738.53) = \mathbf{-213.9 \text{ KJ}}$$

5.45

Two kg water at 120°C with a quality of 25% has its temperature raised 20°C in a constant volume process as in Fig. P5.45. What are the heat transfer and work in the process?

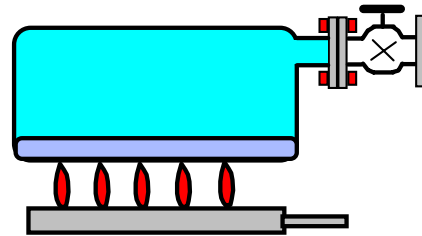
Solution:

C.V. Water. This is a control mass

Energy Eq.: $m(u_2 - u_1) = {}_1Q_2 - {}_1W_2$

Process : $V = \text{constant}$

$\rightarrow {}_1W_2 = \int P dV = 0$



State 1: T, x_1 from Table B.1.1

$v_1 = v_f + x_1 v_{fg} = 0.00106 + 0.25 \times 0.8908 = 0.22376 \text{ m}^3/\text{kg}$

$u_1 = u_f + x_1 u_{fg} = 503.48 + 0.25 \times 2025.76 = 1009.92 \text{ kJ/kg}$

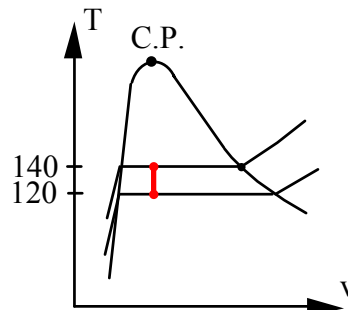
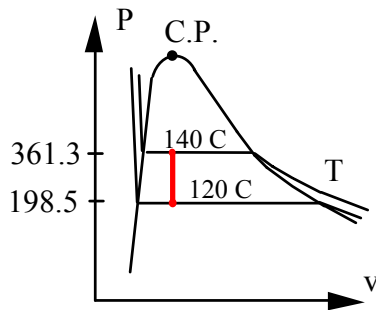
State 2: $T_2, v_2 = v_1 < v_{g2} = 0.50885 \text{ m}^3/\text{kg}$ so two-phase

$x_2 = \frac{v_2 - v_{f2}}{v_{fg2}} = \frac{0.22376 - 0.00108}{0.50777} = 0.43855$

$u_2 = u_{f2} + x_2 u_{fg2} = 588.72 + x_2 \times 1961.3 = 1448.84 \text{ kJ/kg}$

From the energy equation

${}_1Q_2 = m(u_2 - u_1) = 2 (1448.84 - 1009.92) = \mathbf{877.8 \text{ kJ}}$



5.46

A 25 kg mass moves with 25 m/s. Now a brake system brings the mass to a complete stop with a constant deceleration over a period of 5 seconds. The brake energy is absorbed by 0.5 kg water initially at 20°C, 100 kPa. Assume the mass is at constant P and T. Find the energy the brake removes from the mass and the temperature increase of the water, assuming P = C.

Solution:

C.V. The mass in motion.

$$E_2 - E_1 = \Delta E = 0.5 mV^2 = 0.5 \times 25 \times 25^2/1000 = 7.8125 \text{ kJ}$$

C.V. The mass of water.

$$m(u_2 - u_1)_{\text{H}_2\text{O}} = \Delta E = 7.8125 \text{ kJ} \quad \Rightarrow \quad u_2 - u_1 = 7.8125 / 0.5 = 15.63$$

$$u_2 = u_1 + 15.63 = 83.94 + 15.63 = 99.565 \text{ kJ/kg}$$

$$\text{Assume } u_2 = u_f \text{ then from Table B.1.1: } T_2 \cong 23.7^\circ\text{C}, \quad \Delta T = 3.7^\circ\text{C}$$

We could have used $u_2 - u_1 = C\Delta T$ with C from Table A.4: $C = 4.18 \text{ kJ/kg K}$ giving $\Delta T = 15.63/4.18 = 3.7^\circ\text{C}$.

5.47

An insulated cylinder fitted with a piston contains R-12 at 25°C with a quality of 90% and a volume of 45 L. The piston is allowed to move, and the R-12 expands until it exists as saturated vapor. During this process the R-12 does 7.0 kJ of work against the piston. Determine the final temperature, assuming the process is adiabatic.

Solution:

Take CV as the R-12.

$$\text{Continuity Eq.:} \quad m_2 = m_1 = m \quad ;$$

$$\text{Energy Eq.5.11:} \quad m(u_2 - u_1) = {}_1Q_2 - {}_1W_2$$

State 1: (T, x) Table B.3.1 \Rightarrow

$$v_1 = 0.000763 + 0.9 \times 0.02609 = 0.024244 \text{ m}^3/\text{kg}$$

$$m = V_1/v_1 = 0.045/0.024244 = 1.856 \text{ kg}$$

$$u_1 = 59.21 + 0.9 \times 121.03 = 168.137 \text{ kJ/kg}$$

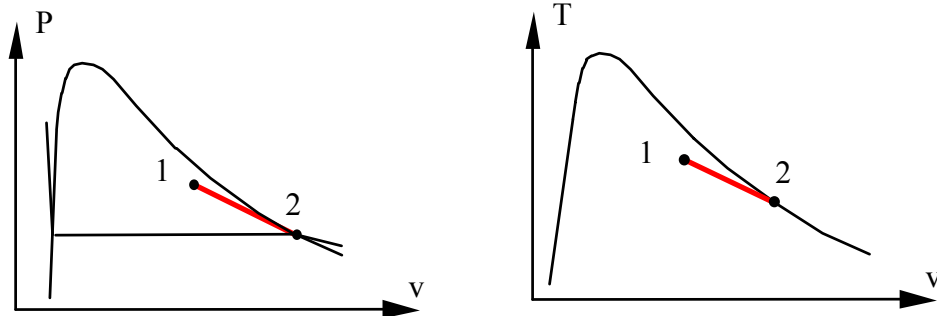
State 2: (x = 1, ?) We need one property information.

Apply now the energy equation with known work and adiabatic so

$${}_1Q_2 = 0 = m(u_2 - u_1) + {}_1W_2 = 1.856 \times (u_2 - 168.137) + 7.0$$

$$\Rightarrow u_2 = 164.365 \text{ kJ/kg} = u_g \text{ at } T_2$$

Table B.3.1 gives u_g at different temperatures: $T_2 \cong -15^\circ\text{C}$



5.48

A water-filled reactor with volume of 1 m^3 is at 20 MPa , 360°C and placed inside a containment room as shown in Fig. P5.48. The room is well insulated and initially evacuated. Due to a failure, the reactor ruptures and the water fills the containment room. Find the minimum room volume so the final pressure does not exceed 200 kPa .

Solution:

Solution:

C.V.: Containment room and reactor.

Mass: $m_2 = m_1 = V_{\text{reactor}}/v_1 = 1/0.001823 = 548.5 \text{ kg}$

Energy: $m(u_2 - u_1) = {}_1Q_2 - {}_1W_2 = 0 - 0 = 0$

State 1: Table B.1.4 $v_1 = 0.001823 \text{ m}^3/\text{kg}$, $u_1 = 1702.8 \text{ kJ/kg}$

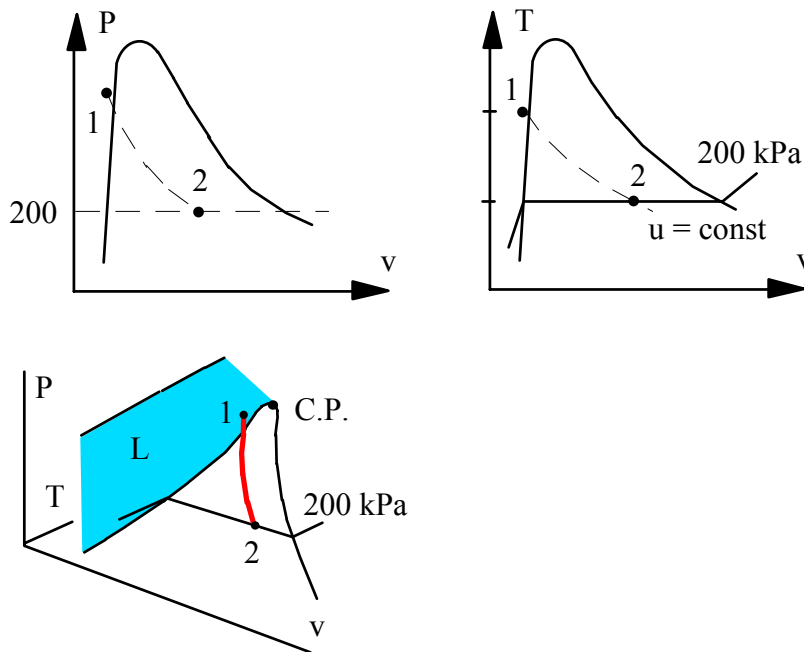
Energy equation then gives $u_2 = u_1 = 1702.8 \text{ kJ/kg}$

State 2: $P_2 = 200 \text{ kPa}$, $u_2 < u_g \Rightarrow$ Two-phase Table B.1.2

$$x_2 = (u_2 - u_f)/u_{fg} = (1702.8 - 504.47)/2025.02 = 0.59176$$

$$v_2 = 0.001061 + 0.59176 \times 0.88467 = 0.52457 \text{ m}^3/\text{kg}$$

$$V_2 = m_2 v_2 = 548.5 \times 0.52457 = \mathbf{287.7 \text{ m}^3}$$



5.49

A piston/cylinder arrangement contains water of quality $x = 0.7$ in the initial volume of 0.1 m^3 , where the piston applies a constant pressure of 200 kPa. The system is now heated to a final temperature of 200°C . Determine the work and the heat transfer in the process.

Take CV as the water.

$$\text{Continuity Eq.:} \quad m_2 = m_1 = m \quad ;$$

$$\text{Energy Eq. 5.11:} \quad m(u_2 - u_1) = {}_1Q_2 - {}_1W_2$$

$$\text{Process: } P = \text{constant} \Rightarrow {}_1W_2 = \int P dV = Pm(v_2 - v_1)$$

State 1: Table B.1.2

$$T_1 = T_{\text{sat}} \text{ at } 200 \text{ kPa} = 120.23^\circ\text{C}$$

$$v_1 = v_f + xv_{fg} = 0.001061 + 0.7 \times 0.88467 = 0.62033 \text{ m}^3$$

$$h_1 = h_f + xh_{fg} = 504.68 + 0.7 \times 2201.96 = 2046.05 \text{ kJ/kg}$$

Total mass can be determined from the initial condition,

$$m = V_1/v_1 = 0.1/0.62033 = 0.1612 \text{ kg}$$

$$T_2 = 200^\circ\text{C}, P_2 = 200 \text{ kPa} \text{ (Table B.1.3) gives } v_2 = 1.08034 \text{ m}^3/\text{kg}$$

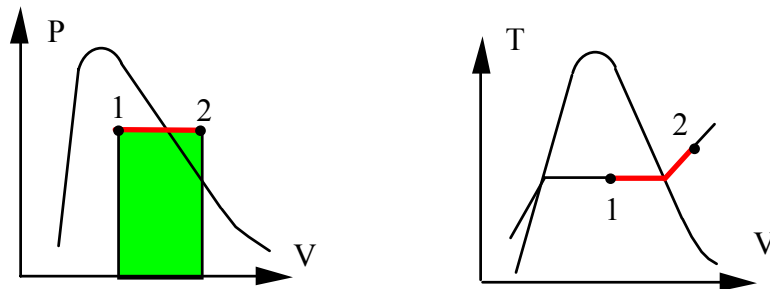
$$h_2 = 2870.46 \text{ kJ/kg} \text{ (Table B.1.3)}$$

$$V_2 = mv_2 = 0.1612 \text{ kg} \times 1.08034 \text{ m}^3/\text{kg} = \mathbf{0.174 \text{ m}^3}$$

Substitute the work into the energy equation

$${}_1Q_2 = U_2 - U_1 + {}_1W_2 = m(u_2 - u_1 + Pv_2 - Pv_1) = m(h_2 - h_1)$$

$${}_1Q_2 = 0.1612 \text{ kg} \times (2870.46 - 2046.05) \text{ kJ/kg} = \mathbf{132.9 \text{ kJ}} \text{ (heat added to system).}$$



5.50

A piston/cylinder arrangement has the piston loaded with outside atmospheric pressure and the piston mass to a pressure of 150 kPa, shown in Fig. P5.50. It contains water at -2°C , which is then heated until the water becomes saturated vapor. Find the final temperature and specific work and heat transfer for the process.

Solution:

C.V. Water in the piston cylinder.

Continuity: $m_2 = m_1$,

Energy Eq. per unit mass: $u_2 - u_1 = {}_1q_2 - {}_1w_2$

Process: $P = \text{constant} = P_1$, $\Rightarrow {}_1w_2 = \int_1^2 P \, dv = P_1(v_2 - v_1)$

State 1: $T_1, P_1 \Rightarrow$ Table B.1.5 compressed solid, take as saturated solid.

$$v_1 = 1.09 \times 10^{-3} \text{ m}^3/\text{kg}, \quad u_1 = -337.62 \text{ kJ/kg}$$

State 2: $x = 1, P_2 = P_1 = 150 \text{ kPa}$ due to process \Rightarrow Table B.1.2

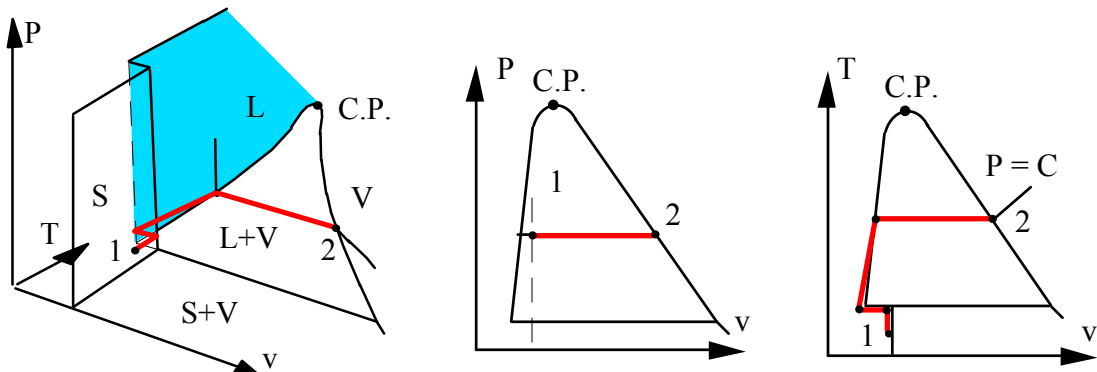
$$v_2 = v_g(P_2) = 1.1593 \text{ m}^3/\text{kg}, \quad T_2 = \mathbf{111.4^{\circ}\text{C}}; \quad u_2 = 2519.7 \text{ kJ/kg}$$

From the process equation

$${}_1w_2 = P_1(v_2 - v_1) = 150(1.1593 - 1.09 \times 10^{-3}) = \mathbf{173.7 \text{ kJ/kg}}$$

From the energy equation

$${}_1q_2 = u_2 - u_1 + {}_1w_2 = 2519.7 - (-337.62) + 173.7 = \mathbf{3031 \text{ kJ/kg}}$$



5.51

A piston/cylinder assembly contains 1 kg of liquid water at 20°C and 300 kPa. There is a linear spring mounted on the piston such that when the water is heated the pressure reaches 1 MPa with a volume of 0.1 m³. Find the final temperature and the heat transfer in the process.

Solution:

Take CV as the water.

$$m_2 = m_1 = m \quad ; \quad m(u_2 - u_1) = {}_1Q_2 - {}_1W_2$$

State 1: Compressed liquid, take saturated liquid at same temperature.

$$v_1 = v_f(20) = 0.001002 \text{ m}^3/\text{kg}, \quad u_1 = u_f = 83.94 \text{ kJ/kg}$$

State 2: $v_2 = V_2/m = 0.1/1 = 0.1 \text{ m}^3/\text{kg}$ and $P = 1000 \text{ kPa}$

$$\Rightarrow \text{Two phase as } v_2 < v_g \quad \text{so } T_2 = T_{\text{sat}} = \mathbf{179.9^\circ\text{C}}$$

$$x_2 = (v_2 - v_f) / v_{fg} = (0.1 - 0.001127) / 0.19332 = 0.51145$$

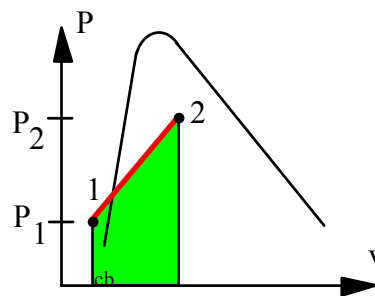
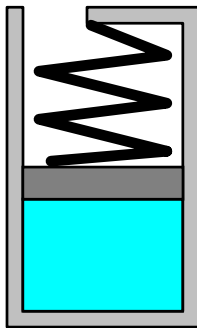
$$u_2 = u_f + x_2 u_{fg} = 780.08 + 0.51147 \times 1806.32 = 1703.96 \text{ kJ/kg}$$

Work is done while piston moves at linearly varying pressure, so we get

$$\begin{aligned} {}_1W_2 &= \int P \, dV = \text{area} = P_{\text{avg}} (V_2 - V_1) \\ &= 0.5 \times (300 + 1000)(0.1 - 0.001) = 64.35 \text{ kJ} \end{aligned}$$

Heat transfer is found from the energy equation

$${}_1Q_2 = m(u_2 - u_1) + {}_1W_2 = 1 \times (1703.96 - 83.94) + 64.35 = \mathbf{1684 \text{ kJ}}$$



5.52

A closed steel bottle contains ammonia at -20°C , $x = 20\%$ and the volume is 0.05 m^3 . It has a safety valve that opens at a pressure of 1.4 MPa . By accident, the bottle is heated until the safety valve opens. Find the temperature and heat transfer when the valve first opens.

Solution:

$$\text{C.V.: NH}_3 : \quad m_2 = m_1 = m ;$$

$$\text{Energy Eq.5.11:} \quad m(u_2 - u_1) = {}_1Q_2 - {}_1W_2$$

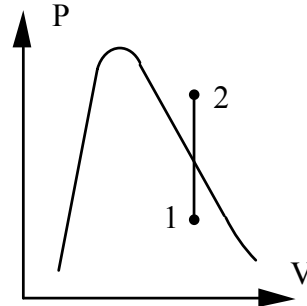
$$\text{Process: constant volume process} \Rightarrow {}_1W_2 = 0$$

State 1: (T, x) Table B.2.1

$$v_1 = 0.001504 + 0.2 \times 0.62184 = 0.1259 \text{ m}^3/\text{kg}$$

$$\Rightarrow m = V/v_1 = 0.05/0.1259 = 0.397 \text{ kg}$$

$$u_1 = 88.76 + 0.2 \times 1210.7 = 330.9 \text{ kJ/kg}$$



State 2: $P_2, v_2 = v_1 \Rightarrow$ superheated vapor, interpolate in Table B.2.2:

$$T \cong 110^\circ\text{C} = 100 + 20(0.1259 - 0.12172)/(0.12986 - 0.12172),$$

$$u_2 = 1481 + (1520.7 - 1481) \times 0.51 = 1501.25 \text{ kJ/kg}$$

$${}_1Q_2 = m(u_2 - u_1) = 0.397(1501.25 - 330.9) = \mathbf{464.6 \text{ kJ}}$$

5.53

Two kg water at 200 kPa with a quality of 25% has its temperature raised 20°C in a constant pressure process. What are the heat transfer and work in the process?

C.V. Water. This is a control mass

$$\text{Energy Eq.: } m(u_2 - u_1) = {}_1Q_2 - {}_1W_2$$

$$\text{Process : } P = \text{constant} \rightarrow {}_1W_2 = \int P dV = mP(v_2 - v_1)$$

State 1: Two-phase given P,x so use Table B.1.2

$$v_1 = 0.001061 + 0.25 \times 0.88467 = 0.22223 \text{ m}^3/\text{kg}$$

$$u_1 = 504.047 + 0.25 \times 2025.02 = 1010.725 \text{ kJ/kg}$$

$$T = T + 20 = 120.23 + 20 = 140.23$$

State 2 is superheated vapor

$$v_2 = 0.88573 + \frac{20}{150-120.23} \times (0.95964 - 0.88573) = 0.9354 \text{ m}^3/\text{kg}$$

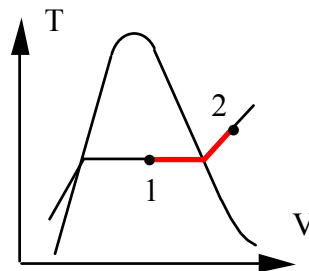
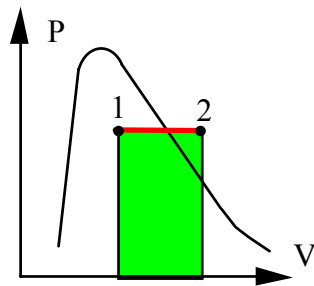
$$u_2 = 2529.49 + \frac{20}{150-120.23} (2576.87 - 2529.49) = 2561.32 \text{ kJ/kg}$$

From the process equation we get

$${}_1W_2 = mP(v_2 - v_1) = 2 \times 200 (0.9354 - 0.22223) = \mathbf{285.3 \text{ kJ}}$$

From the energy equation

$$\begin{aligned} {}_1Q_2 &= m(u_2 - u_1) + {}_1W_2 \\ &= 2(2561.32 - 1010.725) + 285.3 \\ &= 3101.2 + 285.27 = \mathbf{3386.5 \text{ kJ}} \end{aligned}$$



5.54

Two kilograms of nitrogen at 100 K, $x = 0.5$ is heated in a constant pressure process to 300 K in a piston/cylinder arrangement. Find the initial and final volumes and the total heat transfer required.

Solution:

Take CV as the nitrogen.

$$\text{Continuity Eq.:} \quad m_2 = m_1 = m \quad ;$$

$$\text{Energy Eq.5.11:} \quad m(u_2 - u_1) = {}_1Q_2 - {}_1W_2$$

$$\text{Process: } P = \text{constant} \Rightarrow {}_1W_2 = \int PdV = Pm(v_2 - v_1)$$

State 1: Table B.6.1

$$v_1 = 0.001452 + 0.5 \times 0.02975 = 0.01633 \text{ m}^3/\text{kg}, \quad V_1 = \mathbf{0.0327 \text{ m}^3}$$

$$h_1 = -73.20 + 0.5 \times 160.68 = 7.14 \text{ kJ/kg}$$

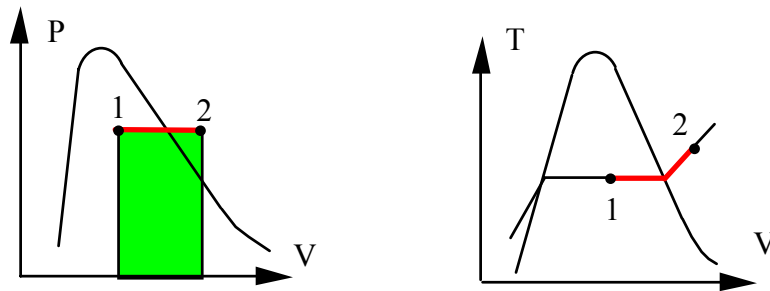
State 2: ($P = 779.2 \text{ kPa}$, 300 K) \Rightarrow sup. vapor interpolate in Table B.6.2

$$v_2 = 0.14824 + (0.11115 - 0.14824) \times 179.2/200 = 0.115 \text{ m}^3/\text{kg}, \quad V_2 = \mathbf{0.23 \text{ m}^3}$$

$$h_2 = 310.06 + (309.62 - 310.06) \times 179.2/200 = 309.66 \text{ kJ/kg}$$

Now solve for the heat transfer from the energy equation

$${}_1Q_2 = m(u_2 - u_1) + {}_1W_2 = m(h_2 - h_1) = 2 \times (309.66 - 7.14) = \mathbf{605 \text{ kJ}}$$



5.55

A 1-L capsule of water at 700 kPa, 150°C is placed in a larger insulated and otherwise evacuated vessel. The capsule breaks and its contents fill the entire volume. If the final pressure should not exceed 125 kPa, what should the vessel volume be?

Solution:

C.V. Larger vessel.

$$\text{Continuity: } m_2 = m_1 = m = V/v_1 = 0.916 \text{ kg}$$

$$\text{Process: expansion with } {}_1Q_2 = 0, \quad {}_1W_2 = 0$$

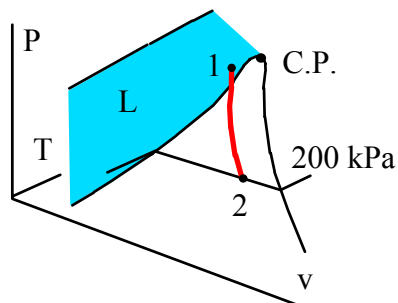
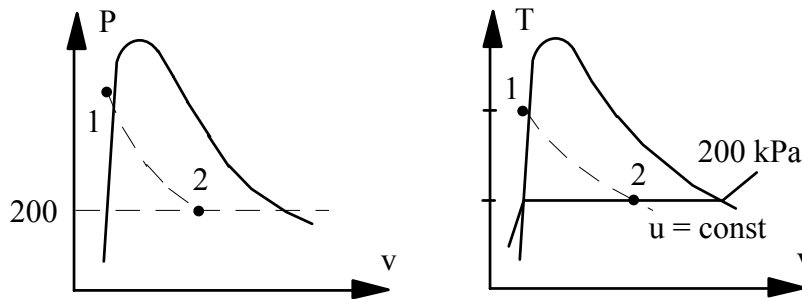
$$\text{Energy: } m(u_2 - u_1) = {}_1Q_2 - {}_1W_2 = 0 \Rightarrow u_2 = u_1$$

$$\text{State 1: } v_1 \cong v_f = 0.001091 \text{ m}^3/\text{kg}; \quad u_1 \cong u_f = 631.66 \text{ kJ/kg}$$

$$\text{State 2: } P_2, u_2 \Rightarrow x_2 = \frac{631.66 - 444.16}{2069.3} = 0.09061$$

$$v_2 = 0.001048 + 0.09061 \times 1.37385 = 0.1255 \text{ m}^3/\text{kg}$$

$$V_2 = mv_2 = 0.916 \times 0.1255 = \mathbf{0.115 \text{ m}^3} = \mathbf{115 \text{ L}}$$



5.56

Superheated refrigerant R-134a at 20°C, 0.5 MPa is cooled in a piston/cylinder arrangement at constant temperature to a final two-phase state with quality of 50%. The refrigerant mass is 5 kg, and during this process 500 kJ of heat is removed. Find the initial and final volumes and the necessary work.

Solution:

C.V. R-134a, this is a control mass.

Continuity: $m_2 = m_1 = m$;

Energy Eq.5.11: $m(u_2 - u_1) = {}_1Q_2 - {}_1W_2 = -500 - {}_1W_2$

State 1: T_1, P_1 Table B.5.2, $v_1 = 0.04226 \text{ m}^3/\text{kg}$; $u_1 = 390.52 \text{ kJ/kg}$

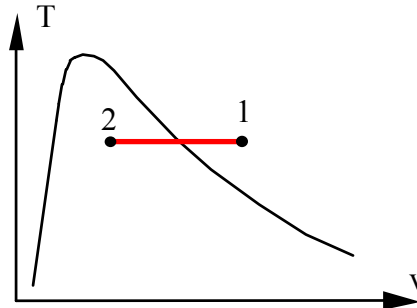
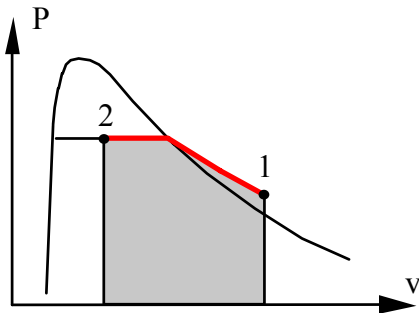
$$\Rightarrow V_1 = mv_1 = \mathbf{0.211 \text{ m}^3}$$

State 2: $T_2, x_2 \Rightarrow$ Table B.5.1

$$u_2 = 227.03 + 0.5 \times 162.16 = 308.11 \text{ kJ/kg,}$$

$$v_2 = 0.000817 + 0.5 \times 0.03524 = 0.018437 \text{ m}^3/\text{kg} \Rightarrow V_2 = mv_2 = \mathbf{0.0922 \text{ m}^3}$$

$${}_1W_2 = -500 - m(u_2 - u_1) = -500 - 5 \times (308.11 - 390.52) = \mathbf{-87.9 \text{ kJ}}$$



5.57

A cylinder having a piston restrained by a linear spring (of spring constant 15 kN/m) contains 0.5 kg of saturated vapor water at 120°C, as shown in Fig. P5.57. Heat is transferred to the water, causing the piston to rise. If the piston cross-sectional area is 0.05 m², and the pressure varies linearly with volume until a final pressure of 500 kPa is reached. Find the final temperature in the cylinder and the heat transfer for the process.

Solution:

C.V. Water in cylinder.

Continuity: $m_2 = m_1 = m$;

Energy Eq.5.11: $m(u_2 - u_1) = {}_1Q_2 - {}_1W_2$

State 1: (T, x) Table B.1.1 $\Rightarrow v_1 = 0.89186 \text{ m}^3/\text{kg}, u_1 = 2529.2 \text{ kJ/kg}$

Process: $P_2 = P_1 + \frac{k_s m}{A_p^2} (v_2 - v_1) = 198.5 + \frac{15 \times 0.5}{(0.05)^2} (v_2 - 0.89186)$

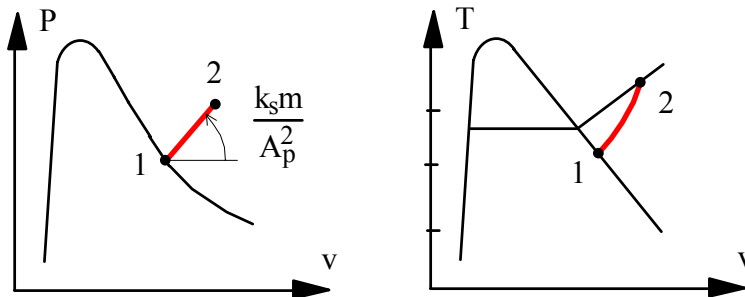
State 2: $P_2 = 500 \text{ kPa}$ and on the process curve (see above equation).

$\Rightarrow v_2 = 0.89186 + (500 - 198.5) \times (0.05^2/7.5) = 0.9924 \text{ m}^3/\text{kg}$

(P, v) Table B.1.3 $\Rightarrow T_2 = 803^\circ\text{C}; u_2 = 3668 \text{ kJ/kg}$

$$\begin{aligned} W_{12} &= \int P dV = \left(\frac{P_1 + P_2}{2} \right) m(v_2 - v_1) \\ &= \left(\frac{198.5 + 500}{2} \right) \times 0.5 \times (0.9924 - 0.89186) = 17.56 \text{ kJ} \end{aligned}$$

$${}_1Q_2 = m(u_2 - u_1) + {}_1W_2 = 0.5 \times (3668 - 2529.2) + 17.56 = 587 \text{ kJ}$$

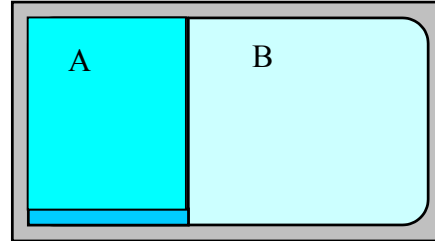


5.58

A rigid tank is divided into two rooms by a membrane, both containing water, shown in Fig. P5.58. Room A is at 200 kPa, $v = 0.5 \text{ m}^3/\text{kg}$, $V_A = 1 \text{ m}^3$, and room B contains 3.5 kg at 0.5 MPa, 400°C. The membrane now ruptures and heat transfer takes place so the water comes to a uniform state at 100°C. Find the heat transfer during the process.

Solution:

C.V.: Both rooms A and B in tank.



Continuity Eq.: $m_2 = m_{A1} + m_{B1}$;

Energy Eq.: $m_2 u_2 - m_{A1} u_{A1} - m_{B1} u_{B1} = {}_1Q_2 - {}_1W_2$

State 1A: (P, v) Table B.1.2, $m_{A1} = V_A/v_{A1} = 1/0.5 = 2 \text{ kg}$

$$x_{A1} = \frac{v - v_f}{v_{fg}} = \frac{0.5 - 0.001061}{0.88467} = 0.564$$

$$u_{A1} = u_f + x u_{fg} = 504.47 + 0.564 \times 2025.02 = 1646.6 \text{ kJ/kg}$$

State 1B: Table B.1.3, $v_{B1} = 0.6173$, $u_{B1} = 2963.2$, $V_B = m_{B1} v_{B1} = 2.16 \text{ m}^3$

Process constant total volume: $V_{\text{tot}} = V_A + V_B = 3.16 \text{ m}^3$ and ${}_1W_2 = 0$

$$m_2 = m_{A1} + m_{B1} = 5.5 \text{ kg} \Rightarrow v_2 = V_{\text{tot}}/m_2 = 0.5746 \text{ m}^3/\text{kg}$$

State 2: $T_2, v_2 \Rightarrow$ Table B.1.1 two-phase as $v_2 < v_g$

$$x_2 = \frac{v_2 - v_f}{v_{fg}} = \frac{0.5746 - 0.001044}{1.67185} = 0.343 ,$$

$$u_2 = u_f + x u_{fg} = 418.91 + 0.343 \times 2087.58 = 1134.95 \text{ kJ/kg}$$

Heat transfer is from the energy equation

$${}_1Q_2 = m_2 u_2 - m_{A1} u_{A1} - m_{B1} u_{B1} = \mathbf{-7421 \text{ kJ}}$$

5.59

A 10-m high open cylinder, $A_{\text{cyl}} = 0.1 \text{ m}^2$, contains 20°C water above and 2 kg of 20°C water below a 198.5-kg thin insulated floating piston, shown in Fig. P5.59. Assume standard g , P_0 . Now heat is added to the water below the piston so that it expands, pushing the piston up, causing the water on top to spill over the edge. This process continues until the piston reaches the top of the cylinder. Find the final state of the water below the piston (T , P , v) and the heat added during the process.

Solution:

C.V. Water below the piston.

Piston force balance at initial state: $F\uparrow = F\downarrow = P_A A = m_p g + m_B g + P_0 A$

State 1_{A,B}: Comp. Liq. $\Rightarrow v \cong v_f = 0.001002 \text{ m}^3/\text{kg}$; $u_{1A} = 83.95 \text{ kJ/kg}$

$$V_{A1} = m_A v_{A1} = 0.002 \text{ m}^3; \quad m_{\text{tot}} = V_{\text{tot}}/v = 1/0.001002 = 998 \text{ kg}$$

$$\text{mass above the piston} \quad m_{B1} = m_{\text{tot}} - m_A = \mathbf{996 \text{ kg}}$$

$$P_{A1} = P_0 + (m_p + m_B)g/A = 101.325 + \frac{(198.5+996)*9.807}{0.1*1000} = \mathbf{218.5 \text{ kPa}}$$

State 2_A: $P_{A2} = P_0 + \frac{m_p g}{A} = \mathbf{120.8 \text{ kPa}}$; $v_{A2} = V_{\text{tot}}/m_A = \mathbf{0.5 \text{ m}^3/\text{kg}}$

$$x_{A2} = (0.5 - 0.001047)/1.4183 = 0.352 ; \quad T_2 = \mathbf{105^\circ\text{C}}$$

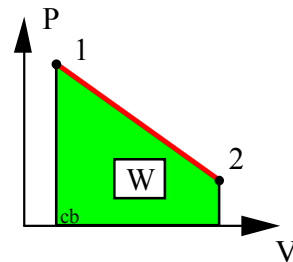
$$u_{A2} = 440.0 + 0.352 \times 2072.34 = 1169.5 \text{ kJ/kg}$$

Continuity eq. in A: $m_{A2} = m_{A1}$

Energy: $m_A(u_2 - u_1) = {}_1Q_2 - {}_1W_2$

Process: P linear in V as m_B is linear with V

$$\begin{aligned} {}_1W_2 &= \int P dV = \frac{1}{2}(218.5 + 120.82)(1 - 0.002) \\ &= \mathbf{169.32 \text{ kJ}} \end{aligned}$$



$${}_1Q_2 = m_A(u_2 - u_1) + {}_1W_2 = 2170.1 + 169.3 = \mathbf{2340.4 \text{ kJ}}$$

5.60

Assume the same setup as in Problem 5.48, but the room has a volume of 100 m^3 . Show that the final state is two-phase and find the final pressure by trial and error.

C.V.: Containment room and reactor.

$$\text{Mass: } m_2 = m_1 = V_{\text{reactor}}/v_1 = 1/0.001823 = 548.5 \text{ kg}$$

$$\text{Energy: } m(u_2 - u_1) = {}_1Q_2 - {}_1W_2 = 0 - 0 = 0 \Rightarrow u_2 = u_1 = 1702.8 \text{ kJ/kg}$$

$$\text{Total volume and mass } \Rightarrow v_2 = V_{\text{room}}/m_2 = 0.1823 \text{ m}^3/\text{kg}$$

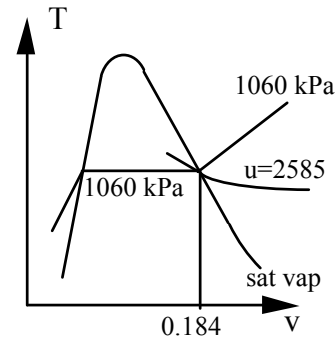
State 2: u_2, v_2 Table B.1.1 see Figure.

Note that in the vicinity of $v = 0.1823 \text{ m}^3/\text{kg}$ crossing the saturated vapor line the internal energy is about 2585 kJ/kg . However, at the actual state 2, $u = 1702.8 \text{ kJ/kg}$. Therefore state 2 must be in the two-phase region.

$$\text{Trial \& error } v = v_f + xv_{fg}; u = u_f + xu_{fg}$$

$$\Rightarrow u_2 = 1702.8 = u_f + \frac{v_2 - v_f}{v_{fg}} u_{fg}$$

Compute RHS for a guessed pressure P_2 :



$$P_2 = 600 \text{ kPa: RHS} = 669.88 + \frac{0.1823-0.001101}{0.31457} \times 1897.52 = 1762.9 \quad \text{too large}$$

$$P_2 = 550 \text{ kPa: RHS} = 655.30 + \frac{0.1823-0.001097}{0.34159} \times 1909.17 = 1668.1 \quad \text{too small}$$

Linear interpolation to match $u = 1702.8$ gives $P_2 \cong \mathbf{568.5 \text{ kPa}}$

Energy Equation: Multistep Solution

5.61

10 kg of water in a piston cylinder arrangement exists as saturated liquid/vapor at 100 kPa, with a quality of 50%. It is now heated so the volume triples. The mass of the piston is such that a cylinder pressure of 200 kPa will float it, as in Fig. 4.68. Find the final temperature and the heat transfer in the process.

Solution:

Take CV as the water.

$$m_2 = m_1 = m \quad ; \quad m(u_2 - u_1) = {}_1Q_2 - {}_1W_2$$

Process: $v = \text{constant}$ until $P = P_{\text{lift}}$, then P is constant.

State 1: Two-phase so look in Table B.1.2 at 100 kPa

$$u_1 = 417.33 + 0.5 \times 2088.72 = 1461.7 \text{ kJ/kg,}$$

$$v_1 = 0.001043 + 0.5 \times 1.69296 = 0.8475 \text{ m}^3/\text{kg}$$

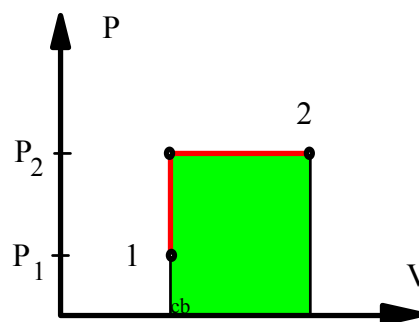
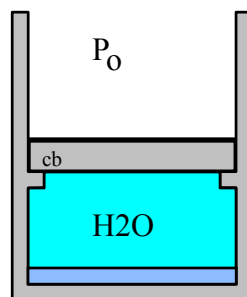
State 2: $v_2, P_2 \leq P_{\text{lift}} \Rightarrow v_2 = 3 \times 0.8475 = 2.5425 \text{ m}^3/\text{kg}$;

Interpolate: $T_2 = 829^\circ\text{C}$, $u_2 = 3718.76 \text{ kJ/kg}$

$$\Rightarrow V_2 = mv_2 = 25.425 \text{ m}^3$$

$${}_1W_2 = P_{\text{lift}}(V_2 - V_1) = 200 \times 10 (2.5425 - 0.8475) = 3390 \text{ kJ}$$

$${}_1Q_2 = m(u_2 - u_1) + {}_1W_2 = 10 \times (3718.76 - 1461.7) + 3390 = \mathbf{25\,961 \text{ kJ}}$$



5.62

Two tanks are connected by a valve and line as shown in Fig. P5.62. The volumes are both 1 m^3 with R-134a at 20°C , quality 15% in A and tank B is evacuated. The valve is opened and saturated vapor flows from A into B until the pressures become equal. The process occurs slowly enough that all temperatures stay at 20°C during the process. Find the total heat transfer to the R-134a during the process.

Solution:

C.V.: A + B

$$\text{State 1A: } v_{A1} = 0.000817 + 0.15 \times 0.03524 = 0.006103 \text{ m}^3/\text{kg}$$

$$u_{A1} = 227.03 + 0.15 \times 162.16 = 251.35 \text{ kJ/kg}$$

$$m_{A1} = V_A/v_{A1} = 163.854 \text{ kg}$$

Process: Constant temperature and constant total volume.

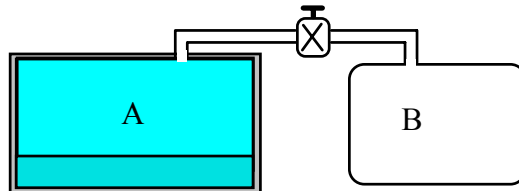
$$m_2 = m_{A1}; V_2 = V_A + V_B = 2 \text{ m}^3; v_2 = V_2/m_2 = 0.012206 \text{ m}^3/\text{kg}$$

$${}_1W_2 = \int P \, dV = 0$$

$$\text{State 2: } T_2, v_2 \Rightarrow x_2 = (0.012206 - 0.000817)/0.03524 = 0.3232$$

$$u_2 = 227.03 + 0.3232 \times 162.16 = 279.44 \text{ kJ/kg}$$

$$\begin{aligned} {}_1Q_2 &= m_2u_2 - m_{A1}u_{A1} - m_{B1}u_{B1} + {}_1W_2 = m_2(u_2 - u_{A1}) \\ &= 163.854 \times (279.44 - 251.35) = \mathbf{4603 \text{ kJ}} \end{aligned}$$



5.63

Consider the same system as in the previous problem. Let the valve be opened and transfer enough heat to both tanks so all the liquid disappears. Find the necessary heat transfer.

Solution:

C.V. A + B, so this is a control mass.

$$\text{State 1A: } v_{A1} = 0.000817 + 0.15 \times 0.03524 = 0.006103 \text{ m}^3/\text{kg}$$

$$u_{A1} = 227.03 + 0.15 \times 162.16 = 251.35 \text{ kJ/kg}$$

$$m_{A1} = V_A/v_{A1} = 163.854 \text{ kg}$$

Process: Constant temperature and total volume.

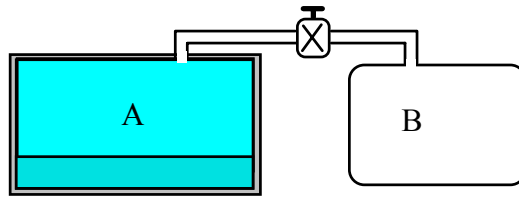
$$m_2 = m_{A1}; V_2 = V_A + V_B = 2 \text{ m}^3; v_2 = V_2/m_2 = 0.012206 \text{ m}^3/\text{kg}$$

$$\text{State 2: } x_2 = 100\%, v_2 = 0.012206$$

$$\Rightarrow T_2 = 55 + 5 \times (0.012206 - 0.01316)/(0.01146 - 0.01316) = 57.8^\circ\text{C}$$

$$u_2 = 406.01 + 0.56 \times (407.85 - 406.01) = 407.04 \text{ kJ/kg}$$

$${}_1Q_2 = m_2(u_2 - u_{A1}) = 163.854 \times (407.04 - 251.35) = \mathbf{25\,510 \text{ kJ}}$$



5.64

A vertical cylinder fitted with a piston contains 5 kg of R-22 at 10°C, shown in Fig. P5.64. Heat is transferred to the system, causing the piston to rise until it reaches a set of stops at which point the volume has doubled. Additional heat is transferred until the temperature inside reaches 50°C, at which point the pressure inside the cylinder is 1.3 MPa.

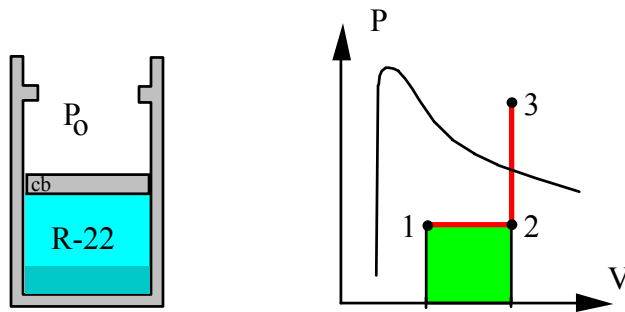
- What is the quality at the initial state?
- Calculate the heat transfer for the overall process.

Solution:

C.V. R-22. Control mass goes through process: 1 -> 2 -> 3

As piston floats pressure is constant (1 -> 2) and the volume is constant for the second part (2 -> 3). So we have: $v_3 = v_2 = 2 \times v_1$

State 3: Table B.4.2 (P,T) $v_3 = 0.02015 \text{ m}^3/\text{kg}$, $u_3 = 248.4 \text{ kJ/kg}$



So we can then determine state 1 and 2 Table B.4.1:

$$v_1 = 0.010075 = 0.0008 + x_1 \times 0.03391 \Rightarrow x_1 = \mathbf{0.2735}$$

$$\text{b) } u_1 = 55.92 + 0.2735 \times 173.87 = 103.5 \text{ kJ/kg}$$

State 2: $v_2 = 0.02015 \text{ m}^3/\text{kg}$, $P_2 = P_1 = 681 \text{ kPa}$ this is still 2-phase.

$${}_1W_3 = {}_1W_2 = \int_1^2 P dV = P_1(V_2 - V_1) = 681 \times 5 (0.02 - 0.01) = \mathbf{34.1 \text{ kJ}}$$

$${}_1Q_3 = m(u_3 - u_1) + {}_1W_3 = 5(248.4 - 103.5) + 34.1 = \mathbf{758.6 \text{ kJ}}$$

5.65

Find the heat transfer in Problem 4.67.

A piston/cylinder contains 1 kg of liquid water at 20°C and 300 kPa. Initially the piston floats, similar to the setup in Problem 4.64, with a maximum enclosed volume of 0.002 m³ if the piston touches the stops. Now heat is added so a final pressure of 600 kPa is reached. Find the final volume and the work in the process.

Solution:

Take CV as the water. Properties from table B.1

$$m_2 = m_1 = m; \quad m(u_2 - u_1) = {}_1Q_2 - {}_1W_2$$

State 1: Compressed liq. $v = v_f(20) = 0.001002 \text{ m}^3/\text{kg}$, $u = u_f = 83.94 \text{ kJ/kg}$

State 2: Since $P > P_{\text{lift}}$ then $v = v_{\text{stop}} = 0.002$ and $P = 600 \text{ kPa}$

For the given P : $v_f < v < v_g$ so 2-phase $T = T_{\text{sat}} = 158.85 \text{ }^\circ\text{C}$

$$v = 0.002 = 0.001101 + x \times (0.3157 - 0.001101) \Rightarrow x = 0.002858$$

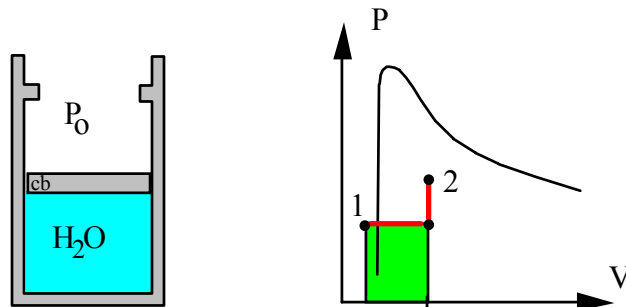
$$u = 669.88 + 0.002858 \times 1897.5 = 675.3 \text{ kJ/kg}$$

Work is done while piston moves at $P_{\text{lift}} = \text{constant} = 300 \text{ kPa}$ so we get

$${}_1W_2 = \int P \, dV = m P_{\text{lift}} (v_2 - v_1) = 1 \times 300(0.002 - 0.001002) = 0.299 \text{ kJ}$$

Heat transfer is found from energy equation

$${}_1Q_2 = m(u_2 - u_1) + {}_1W_2 = 1(675.3 - 83.94) + 0.299 = \mathbf{591.66 \text{ kJ}}$$



5.66

Refrigerant-12 is contained in a piston/cylinder arrangement at 2 MPa, 150°C with a massless piston against the stops, at which point $V = 0.5 \text{ m}^3$. The side above the piston is connected by an open valve to an air line at 10°C, 450 kPa, shown in Fig. P5.66. The whole setup now cools to the surrounding temperature of 10°C. Find the heat transfer and show the process in a $P-v$ diagram.

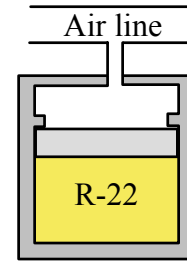
C.V.: R-12. Control mass.

Continuity: $m = \text{constant}$,

Energy Eq.5.11: $m(u_2 - u_1) = {}_1Q_2 - {}_1W_2$

Process: $F\downarrow = F\uparrow = P A = P_{\text{air}} A + F_{\text{stop}}$

if $V < V_{\text{stop}} \Rightarrow F_{\text{stop}} = 0$



This is illustrated in the $P-v$ diagram shown below.

State 1: $v_1 = 0.01265 \text{ m}^3/\text{kg}$, $u_1 = 252.1 \text{ kJ/kg}$

$\Rightarrow m = V/v = \mathbf{39.523 \text{ kg}}$

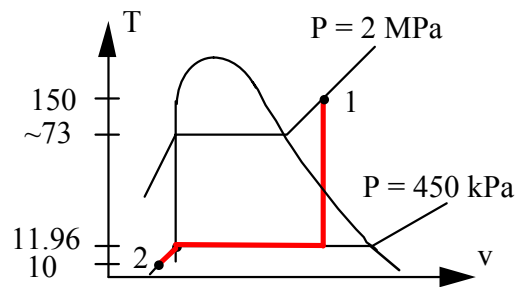
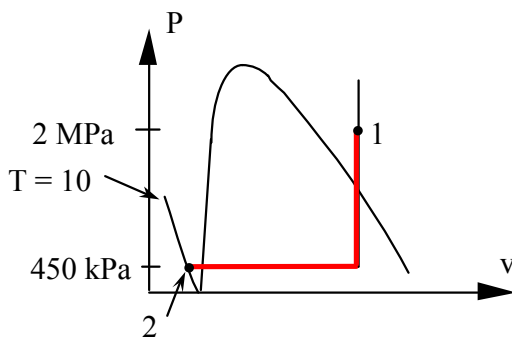
State 2: T_2 and on line \Rightarrow compressed liquid, see figure below.

$v_2 \cong v_f = 0.000733 \text{ m}^3/\text{kg} \Rightarrow V_2 = 0.02897 \text{ m}^3$; $u_2 = u_f = 45.06 \text{ kJ/kg}$

${}_1W_2 = \int PdV = P_{\text{lift}}(V_2 - V_1) = 450 (0.02897 - 0.5) = -212.0 \text{ kJ}$;

Energy eq. \Rightarrow

${}_1Q_2 = 39.526 (45.06 - 252.1) - 212 = \mathbf{-8395 \text{ kJ}}$



5.67

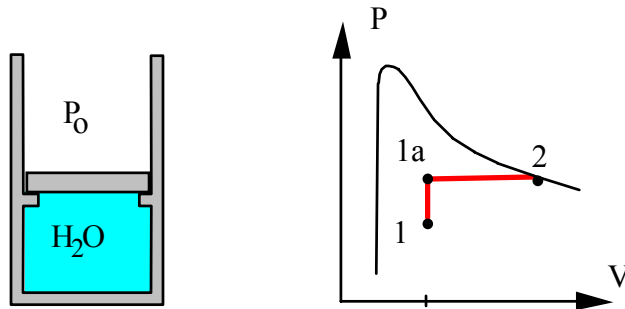
Find the heat transfer in Problem 4.114.

A piston/cylinder (Fig. P4.114) contains 1 kg of water at 20°C with a volume of 0.1 m³. Initially the piston rests on some stops with the top surface open to the atmosphere, P₀ and a mass so a water pressure of 400 kPa will lift it. To what temperature should the water be heated to lift the piston? If it is heated to saturated vapor find the final temperature, volume and the work, ${}_1W_2$.

Solution:

C.V. Water. This is a control mass.

$$m_2 = m_1 = m; \quad m(u_2 - u_1) = {}_1Q_2 - {}_1W_2$$



State 1: 20 C, $v_1 = V/m = 0.1/1 = 0.1 \text{ m}^3/\text{kg}$

$$x = (0.1 - 0.001002)/57.789 = 0.001713$$

$$u_1 = 83.94 + 0.001713 \times 2318.98 = 87.92 \text{ kJ/kg}$$

To find state 2 check on state 1a:

$$P = 400 \text{ kPa}, \quad v = v_1 = 0.1 \text{ m}^3/\text{kg}$$

$$\text{Table B.1.2: } v_f < v < v_g = 0.4625 \text{ m}^3/\text{kg}$$

State 2 is saturated vapor at 400 kPa since state 1a is two-phase.

$$v_2 = v_g = 0.4625 \text{ m}^3/\text{kg}, \quad V_2 = m v_2 = 0.4625 \text{ m}^3, \quad u_2 = u_g = 2553.6 \text{ kJ/kg}$$

Pressure is constant as volume increase beyond initial volume.

$${}_1W_2 = \int P \, dV = P (V_2 - V_1) = P_{\text{lift}} (V_2 - V_1) = 400 (0.4625 - 0.1) = 145 \text{ kJ}$$

$${}_1Q_2 = m(u_2 - u_1) + {}_1W_2 = 1 (2553.6 - 87.92) + 145 = \mathbf{2610.7 \text{ kJ}}$$

5.68

A rigid container has two rooms filled with water, each 1 m^3 separated by a wall. Room A has $P = 200 \text{ kPa}$ with a quality $x = 0.80$. Room B has $P = 2 \text{ MPa}$ and $T = 400^\circ\text{C}$. The partition wall is removed and the water comes to a uniform state, which after a while due to heat transfer has a temperature of 200°C . Find the final pressure and the heat transfer in the process.

Solution:

C.V. A + B. Constant total mass and constant total volume.

$$\text{Continuity: } m_2 - m_{A1} - m_{B1} = 0; \quad V_2 = V_A + V_B = 2 \text{ m}^3$$

$$\text{Energy Eq.5.11: } U_2 - U_1 = m_2 u_2 - m_{A1} u_{A1} - m_{B1} u_{B1} = {}_1Q_2 - {}_1W_2 = {}_1Q_2$$

$$\text{Process: } V = V_A + V_B = \text{constant} \quad \Rightarrow \quad {}_1W_2 = 0$$

$$\text{State 1A: Table B.1.2 } u_{A1} = 504.47 + 0.8 \times 2025.02 = 2124.47 \text{ kJ/kg,}$$

$$v_{A1} = 0.001061 + 0.8 \times 0.88467 = 0.70877 \text{ m}^3/\text{kg}$$

$$\text{State 1B: Table B.1.3 } u_{B1} = 2945.2, \quad v_{B1} = 0.1512$$

$$m_{A1} = 1/v_{A1} = 1.411 \text{ kg} \quad m_{B1} = 1/v_{B1} = 6.614 \text{ kg}$$

$$\text{State 2: } T_2, v_2 = V_2/m_2 = 2/(1.411 + 6.614) = 0.24924 \text{ m}^3/\text{kg}$$

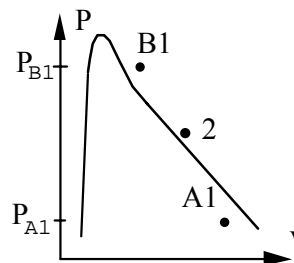
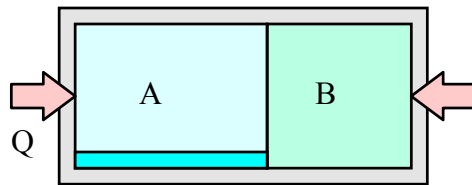
$$\text{Table B.1.3 superheated vapor. } 800 \text{ kPa} < P_2 < 1 \text{ MPa}$$

Interpolate to get the proper v_2

$$P_2 \cong 800 + \frac{0.24924 - 0.2608}{0.20596 - 0.2608} \times 200 = \mathbf{842 \text{ kPa}} \quad u_2 \cong 2628.8 \text{ kJ/kg}$$

From the energy equation

$${}_1Q_2 = 8.025 \times 2628.8 - 1.411 \times 2124.47 - 6.614 \times 2945.2 = \mathbf{-1381 \text{ kJ}}$$



5.69

The cylinder volume below the constant loaded piston has two compartments A and B filled with water. A has 0.5 kg at 200 kPa, 150°C and B has 400 kPa with a quality of 50% and a volume of 0.1 m³. The valve is opened and heat is transferred so the water comes to a uniform state with a total volume of 1.006 m³.

- Find the total mass of water and the total initial volume.
- Find the work in the process
- Find the process heat transfer.

Solution:

Take the water in A and B as CV.

$$\text{Continuity: } m_2 - m_{1A} - m_{1B} = 0$$

$$\text{Energy: } m_2 u_2 - m_{1A} u_{1A} - m_{1B} u_{1B} = {}_1Q_2 - {}_1W_2$$

$$\text{Process: } P = \text{constant} = P_{1A} \text{ if piston floats}$$

$$(V_A \text{ positive}) \text{ i.e. if } V_2 > V_B = 0.1 \text{ m}^3$$

$$\text{State A1: Sup. vap. Table B.1.3 } v = 0.95964 \text{ m}^3/\text{kg}, u = 2576.9 \text{ kJ/kg}$$

$$\Rightarrow V = mv = 0.5 \times 0.95964 = 0.47982$$

$$\text{State B1: Table B.1.2 } v = (1-x) \times 0.001084 + x \times 0.4625 = 0.2318 \text{ m}^3/\text{kg}$$

$$\Rightarrow m = V/v = 0.4314 \text{ kg}$$

$$u = 604.29 + 0.5 \times 1949.3 = 1578.9 \text{ kJ/kg}$$

$$\text{State 2: 200 kPa, } v_2 = V_2/m = 1.006/0.9314 = 1.0801 \text{ m}^3/\text{kg}$$

$$\text{Table B.1.3 } \Rightarrow \text{close to } T_2 = 200^\circ\text{C} \text{ and } u_2 = 2654.4 \text{ kJ/kg}$$

So now

$$V_1 = 0.47982 + 0.1 = \mathbf{0.5798 \text{ m}^3}, m_1 = 0.5 + 0.4314 = \mathbf{0.9314 \text{ kg}}$$

Since volume at state 2 is larger than initial volume piston goes up and the pressure then is constant (200 kPa which floats piston).

$${}_1W_2 = \int P \, dV = P_{\text{lift}} (V_2 - V_1) = 200 (1.006 - 0.57982) = \mathbf{85.24 \text{ kJ}}$$

$$\begin{aligned} {}_1Q_2 &= m_2 u_2 - m_{1A} u_{1A} - m_{1B} u_{1B} + {}_1W_2 \\ &= 0.9314 \times 2654.4 - 0.5 \times 2576.9 - 0.4314 \times 1578.9 + 85.24 = \mathbf{588 \text{ kJ}} \end{aligned}$$

5.70

A rigid tank A of volume 0.6 m^3 contains 3 kg water at 120°C and the rigid tank B is 0.4 m^3 with water at 600 kPa , 200°C . They are connected to a piston cylinder initially empty with closed valves. The pressure in the cylinder should be 800 kPa to float the piston. Now the valves are slowly opened and heat is transferred so the water reaches a uniform state at 250°C with the valves open. Find the final volume and pressure and the work and heat transfer in the process.

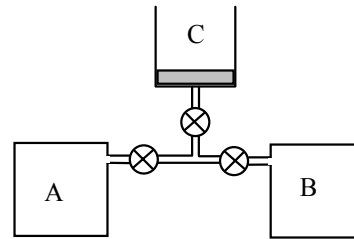
C.V.: A + B + C.

Only work in C, total mass constant.

$$m_2 - m_1 = 0 \Rightarrow m_2 = m_{A1} + m_{B1}$$

$$U_2 - U_1 = {}_1Q_2 - {}_1W_2 ;$$

$${}_1W_2 = \int P dV = P_{\text{lift}} (V_2 - V_1)$$



$$1A: v = 0.6/3 = 0.2 \text{ m}^3/\text{kg} \Rightarrow x_{A1} = (0.2 - 0.00106)/0.8908 = 0.223327$$

$$u = 503.48 + 0.223327 \times 2025.76 = 955.89 \text{ kJ/kg}$$

$$1B: v = 0.35202 \text{ m}^3/\text{kg} \Rightarrow m_{B1} = 0.4/0.35202 = 1.1363 \text{ kg} ; u = 2638.91 \text{ kJ/kg}$$

$$m_2 = 3 + 1.1363 = 4.1363 \text{ kg} \quad \text{and}$$

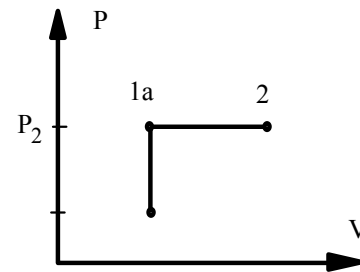
$$V_2 = V_A + V_B + V_C = 1 + V_C$$

Locate state 2: Must be on P-V lines shown

State 1a: 800 kPa ,

$$v_{1a} = \frac{V_A + V_B}{m} = 0.24176 \text{ m}^3/\text{kg}$$

800 kPa , $v_{1a} \Rightarrow T = 173^\circ\text{C}$ too low.



Assume 800 kPa : $250^\circ\text{C} \Rightarrow v = 0.29314 \text{ m}^3/\text{kg} > v_{1a}$ OK

Final state is : **800 kPa** ; $250^\circ\text{C} \Rightarrow u_2 = 2715.46 \text{ kJ/kg}$

$$W = 800(0.29314 - 0.24176) \times 4.1363 = 800 \times (1.2125 - 1) = \mathbf{170 \text{ kJ}}$$

$$\begin{aligned} Q &= m_2 u_2 - m_1 u_1 + {}_1W_2 = m_2 u_2 - m_{A1} u_{A1} - m_{B1} u_{B1} + {}_1W_2 \\ &= 4.1363 \times 2715.46 - 3 \times 955.89 - 1.1363 \times 2638.91 + 170 \\ &= 11\,232 - 2867.7 - 2998.6 + 170 = \mathbf{5536 \text{ kJ}} \end{aligned}$$

5.71

Calculate the heat transfer for the process described in Problem 4.60.

A cylinder containing 1 kg of ammonia has an externally loaded piston. Initially the ammonia is at 2 MPa, 180°C and is now cooled to saturated vapor at 40°C, and then further cooled to 20°C, at which point the quality is 50%. Find the total work for the process, assuming a piecewise linear variation of P versus V .

Solution:

C.V. Ammonia going through process 1 - 2 - 3. Control mass.

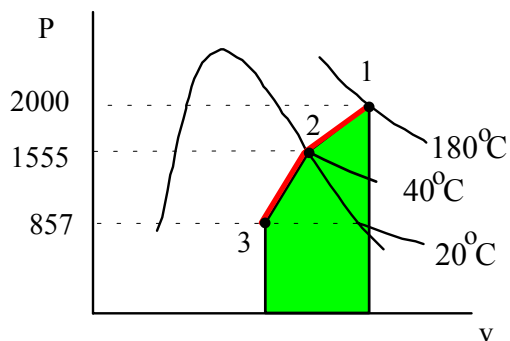
Continuity: $m = \text{constant}$,

Energy Eq.5.11: $m(u_3 - u_1) = {}_1Q_3 - {}_1W_3$

Process: P is piecewise linear in V

State 1: (T, P) Table B.2.2: $v_1 = 0.10571 \text{ m}^3/\text{kg}$, $u_1 = 1630.7 \text{ kJ/kg}$

State 2: (T, x) Table B.2.1 sat. vap. $P_2 = 1555 \text{ kPa}$, $v_2 = 0.08313 \text{ m}^3/\text{kg}$



State 3: (T, x) $P_3 = 857 \text{ kPa}$,

$v_3 = (0.001638 + 0.14922)/2 = 0.07543$ $u_3 = (272.89 + 1332.2)/2 = 802.7 \text{ kJ/kg}$

Process: piecewise linear P versus V , see diagram. Work is area as:

$$\begin{aligned} W_{13} &= \int_1^3 P dv \approx \left(\frac{P_1 + P_2}{2}\right) m(v_2 - v_1) + \left(\frac{P_2 + P_3}{2}\right) m(v_3 - v_2) \\ &= \frac{2000 + 1555}{2} 1(0.08313 - 0.10571) + \frac{1555 + 857}{2} 1(0.07543 - 0.08313) \\ &= \mathbf{-49.4 \text{ kJ}} \end{aligned}$$

From the energy equation, we get the heat transfer as:

$${}_1Q_3 = m(u_3 - u_1) + {}_1W_3 = 1 \times (802.7 - 1630.7) - 49.4 = \mathbf{-877.4 \text{ kJ}}$$

5.72

Calculate the heat transfer for the process described in Problem 4.70.

A piston cylinder setup similar to Problem 4.24 contains 0.1 kg saturated liquid and vapor water at 100 kPa with quality 25%. The mass of the piston is such that a pressure of 500 kPa will float it. The water is heated to 300°C. Find the final pressure, volume and the work, ${}_1W_2$.

Solution:

Take CV as the water: $m_2 = m_1 = m$

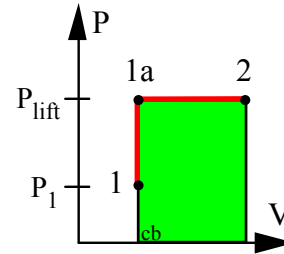
Energy Eq.5.11: $m(u_2 - u_1) = {}_1Q_2 - {}_1W_2$

Process: $v = \text{constant until } P = P_{\text{lift}}$

To locate state 1: Table B.1.2

$$v_1 = 0.001043 + 0.25 \times 1.69296 = 0.42428 \text{ m}^3/\text{kg}$$

$$u_1 = 417.33 + 0.25 \times 2088.7 = 939.5 \text{ kJ/kg}$$



State 1a: 500 kPa, $v_{1a} = v_1 = 0.42428 > v_g$ at 500 kPa,

so state 1a is superheated vapor Table B.1.3 $T_{1a} = 200^\circ\text{C}$

State 2 is 300°C so heating continues after state 1a to 2 at constant $P = 500$ kPa.

2: $T_2, P_2 = P_{\text{lift}} \Rightarrow$ Tbl B.1.3 $v_2 = 0.52256 \text{ m}^3/\text{kg}; u_2 = 2802.9 \text{ kJ/kg}$

From the process, see also area in P-V diagram

$${}_1W_2 = P_{\text{lift}} m(v_2 - v_1) = 500 \times 0.1 (0.5226 - 0.4243) = 4.91 \text{ kJ}$$

From the energy equation

$${}_1Q_2 = m(u_2 - u_1) + {}_1W_2 = 0.1(2802.9 - 939.5) + 4.91 = \mathbf{191.25 \text{ kJ}}$$

5.73

A cylinder/piston arrangement contains 5 kg of water at 100°C with $x = 20\%$ and the piston, $m_p = 75$ kg, resting on some stops, similar to Fig. P5.73. The outside pressure is 100 kPa, and the cylinder area is $A = 24.5$ cm². Heat is now added until the water reaches a saturated vapor state. Find the initial volume, final pressure, work, and heat transfer terms and show the P - v diagram.

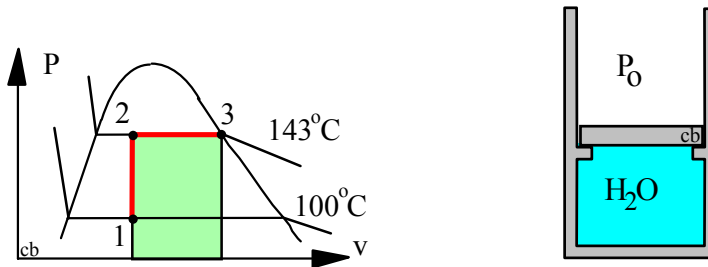
Solution:

C.V. The 5 kg water.

$$\text{Continuity: } m_2 = m_1 = m; \quad \text{Energy: } m(u_2 - u_1) = {}_1Q_2 - {}_1W_2$$

Process: $V = \text{constant}$ if $P < P_{\text{lift}}$ otherwise $P = P_{\text{lift}}$ see P - v diagram.

$$P_3 = P_2 = P_{\text{lift}} = P_0 + m_p g / A_p = 100 + \frac{75 \times 9.807}{0.00245 \times 1000} = \mathbf{400 \text{ kPa}}$$



State 1: (T, x) Table B.1.1

$$v_1 = 0.001044 + 0.2 \times 1.6719, \quad V_1 = m v_1 = 5 \times 0.3354 = \mathbf{1.677 \text{ m}^3}$$

$$u_1 = 418.91 + 0.2 \times 2087.58 = 836.4 \text{ kJ/kg}$$

State 3: ($P, x = 1$) Table B.1.2 $\Rightarrow v_3 = 0.4625 > v_1, \quad u_3 = 2553.6 \text{ kJ/kg}$

Work is seen in the P - V diagram (if volume changes then $P = P_{\text{lift}}$)

$${}_1W_3 = {}_2W_3 = P_{\text{ext}} m (v_3 - v_2) = 400 \times 5 (0.46246 - 0.3354) = \mathbf{254.1 \text{ kJ}}$$

Heat transfer is from the energy equation

$${}_1Q_3 = 5 (2553.6 - 836.4) + 254.1 = \mathbf{8840 \text{ kJ}}$$

Energy Equation: Solids and Liquids

5.74

Because a hot water supply must also heat some pipe mass as it is turned on so it does not come out hot right away. Assume 80°C liquid water at 100 kPa is cooled to 45°C as it heats 15 kg of copper pipe from 20 to 45°C. How much mass (kg) of water is needed?

Solution:

C.V. Water and copper pipe. No external heat transfer, no work.

$$\text{Energy Eq.5.11: } U_2 - U_1 = \Delta U_{\text{cu}} + \Delta U_{\text{H}_2\text{O}} = 0 - 0$$

From Eq.5.18 and Table A.3:

$$\Delta U_{\text{cu}} = mC \Delta T = 15 \text{ kg} \times 0.42 \frac{\text{kJ}}{\text{kg K}} \times (45 - 20) \text{ K} = 157.5 \text{ kJ}$$

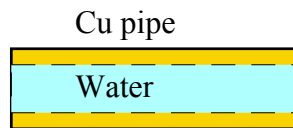
From the energy equation

$$m_{\text{H}_2\text{O}} = -\Delta U_{\text{cu}} / \Delta u_{\text{H}_2\text{O}}$$

$$m_{\text{H}_2\text{O}} = \Delta U_{\text{cu}} / C_{\text{H}_2\text{O}}(-\Delta T_{\text{H}_2\text{O}}) = \frac{157.5}{4.18 \times 35} = \mathbf{1.076 \text{ kg}}$$

or using Table B.1.1 for water

$$m_{\text{H}_2\text{O}} = \Delta U_{\text{cu}} / (u_1 - u_2) = \frac{157.5}{334.84 - 188.41} = \mathbf{1.076 \text{ kg}}$$



The real problem involves a flow and is not analyzed by this simple process.

5.75

A house is being designed to use a thick concrete floor mass as thermal storage material for solar energy heating. The concrete is 30 cm thick and the area exposed to the sun during the daytime is 4 m × 6 m. It is expected that this mass will undergo an average temperature rise of about 3°C during the day. How much energy will be available for heating during the nighttime hours?

Solution:

C.V. The mass of concrete.

Concrete is a solid with some properties listed in Table A.3

$$V = 4 \times 6 \times 0.3 = 7.2 \text{ m}^3 ;$$

$$m = \rho V = 2200 \text{ kg/m}^3 \times 7.2 \text{ m}^3 = 15\,840 \text{ kg}$$

From Eq.5.18 and C from table A.3

$$\Delta U = m C \Delta T = 15840 \text{ kg} \times 0.88 \frac{\text{kJ}}{\text{kg K}} \times 3 \text{ K} = 41818 \text{ kJ} = \mathbf{41.82 \text{ MJ}}$$

5.76

A copper block of volume 1 L is heat treated at 500°C and now cooled in a 200-L oil bath initially at 20°C, shown in Fig. P5.76. Assuming no heat transfer with the surroundings, what is the final temperature?

Solution:

C.V. Copper block and the oil bath.

Also assume no change in volume so the work will be zero.

$$\text{Energy Eq.: } U_2 - U_1 = m_{\text{met}}(u_2 - u_1)_{\text{met}} + m_{\text{oil}}(u_2 - u_1)_{\text{oil}} = {}_1Q_2 - {}_1W_2 = 0$$

Properties from Table A.3 and A.4

$$m_{\text{met}} = V\rho = 0.001 \text{ m}^3 \times 8300 \text{ kg/m}^3 = 8.3 \text{ kg},$$

$$m_{\text{oil}} = V\rho = 0.2 \text{ m}^3 \times 910 \text{ kg/m}^3 = 182 \text{ kg}$$

Solid and liquid Eq.5.17: $\Delta u \cong C_v \Delta T$,

$$\text{Table A.3 and A.4: } C_{v \text{ met}} = 0.42 \frac{\text{kJ}}{\text{kg K}}, C_{v \text{ oil}} = 1.8 \frac{\text{kJ}}{\text{kg K}}$$

The energy equation for the C.V. becomes

$$m_{\text{met}}C_{v \text{ met}}(T_2 - T_{1,\text{met}}) + m_{\text{oil}}C_{v \text{ oil}}(T_2 - T_{1,\text{oil}}) = 0$$

$$8.3 \times 0.42(T_2 - 500) + 182 \times 1.8 (T_2 - 20) = 0$$

$$331.09 T_2 - 1743 - 6552 = 0$$

$$\Rightarrow T_2 = \mathbf{25^\circ\text{C}}$$

5.77

A 1 kg steel pot contains 1 kg liquid water both at 15°C. It is now put on the stove where it is heated to the boiling point of the water. Neglect any air being heated and find the total amount of energy needed.

Solution:

$$\text{Energy Eq.: } U_2 - U_1 = {}_1Q_2 - {}_1W_2$$

The steel does not change volume and the change for the liquid is minimal, so ${}_1W_2 \cong 0$.



$$\text{State 2: } T_2 = T_{\text{sat}} (1\text{atm}) = 100^\circ\text{C}$$

$$\text{Tbl B.1.1 : } u_1 = 62.98 \text{ kJ/kg, } u_2 = 418.91 \text{ kJ/kg}$$

$$\text{Tbl A.3 : } C_{\text{st}} = 0.46 \text{ kJ/kg K}$$

Solve for the heat transfer from the energy equation

$$\begin{aligned} {}_1Q_2 = U_2 - U_1 &= m_{\text{st}}(u_2 - u_1)_{\text{st}} + m_{\text{H}_2\text{O}}(u_2 - u_1)_{\text{H}_2\text{O}} \\ &= m_{\text{st}}C_{\text{st}}(T_2 - T_1) + m_{\text{H}_2\text{O}}(u_2 - u_1)_{\text{H}_2\text{O}} \end{aligned}$$

$$\begin{aligned} {}_1Q_2 &= 1 \text{ kg} \times 0.46 \frac{\text{kJ}}{\text{kg K}} \times (100 - 15) \text{ K} + 1 \text{ kg} \times (418.91 - 62.98) \text{ kJ/kg} \\ &= 39.1 + 355.93 = \mathbf{395 \text{ kJ}} \end{aligned}$$

5.78

A car with mass 1275 kg drives at 60 km/h when the brakes are applied quickly to decrease its speed to 20 km/h. Assume the brake pads are 0.5 kg mass with heat capacity of 1.1 kJ/kg K and the brake discs/drums are 4.0 kg steel. Further assume both masses are heated uniformly. Find the temperature increase in the brake assembly.

Solution:

C.V. Car. Car loses kinetic energy and brake system gains internal u.

No heat transfer (short time) and no work term.

$m = \text{constant}$;

$$\text{Energy Eq.5.11: } E_2 - E_1 = 0 - 0 = m_{\text{car}} \frac{1}{2}(V_2^2 - V_1^2) + m_{\text{brake}}(u_2 - u_1)$$

The brake system mass is two different kinds so split it, also use C_v from Table A.3 since we do not have a u table for steel or brake pad material.

$$m_{\text{steel}} C_v \Delta T + m_{\text{pad}} C_v \Delta T = m_{\text{car}} 0.5 (60^2 - 20^2) \left(\frac{1000}{3600}\right)^2 \text{ m}^2/\text{s}^2$$

$$\begin{aligned} (4 \times 0.46 + 0.5 \times 1.1) \frac{\text{kJ}}{\text{K}} \Delta T &= 1275 \text{ kg} \times 0.5 \times (3200 \times 0.07716) \text{ m}^2/\text{s}^2 \\ &= 157\,406 \text{ J} = 157.4 \text{ kJ} \\ \Rightarrow \Delta T &= \mathbf{65.9 \text{ }^\circ\text{C}} \end{aligned}$$

5.79

Saturated, $x=1\%$, water at 25°C is contained in a hollow spherical aluminum vessel with inside diameter of 0.5 m and a 1-cm thick wall. The vessel is heated until the water inside is saturated vapor. Considering the vessel and water together as a control mass, calculate the heat transfer for the process.

Solution:

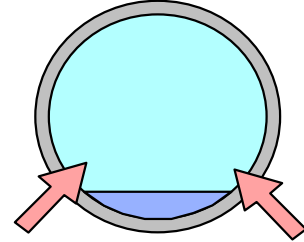
C.V. Vessel and water. This is a control mass of constant volume.

$$\text{Continuity Eq.: } m_2 = m_1$$

$$\text{Energy Eq.5.11: } U_2 - U_1 = {}_1Q_2 - {}_1W_2 = {}_1Q_2$$

Process: $V = \text{constant}$

$$\Rightarrow {}_1W_2 = 0 \quad \text{used above}$$



$$\text{State 1: } v_1 = 0.001003 + 0.01 \times 43.359 = 0.4346 \text{ m}^3/\text{kg}$$

$$u_1 = 104.88 + 0.01 \times 2304.9 = 127.9 \text{ kJ/kg}$$

State 2: $x_2 = 1$ and constant volume so $v_2 = v_1 = V/m$

$$v_{g \text{ T}2} = v_1 = 0.4346 \Rightarrow T_2 = 146.1^\circ\text{C}; \quad u_2 = u_{G2} = 2555.9$$

$$V_{\text{INSIDE}} = \frac{\pi}{6} (0.5)^3 = 0.06545 \text{ m}^3; \quad m_{\text{H}_2\text{O}} = \frac{0.06545}{0.4346} = 0.1506 \text{ kg}$$

$$V_{\text{alu}} = \frac{\pi}{6} ((0.52)^3 - (0.5)^3) = 0.00817 \text{ m}^3$$

$$m_{\text{alu}} = \rho_{\text{alu}} V_{\text{alu}} = 2700 \times 0.00817 = 22.065 \text{ kg}$$

From the energy equation

$$\begin{aligned} {}_1Q_2 = U_2 - U_1 &= m_{\text{H}_2\text{O}}(u_2 - u_1)_{\text{H}_2\text{O}} + m_{\text{alu}}C_{v \text{ alu}}(T_2 - T_1) \\ &= 0.1506(2555.9 - 127.9) + 22.065 \times 0.9(146.1 - 25) \\ &= \mathbf{2770.6 \text{ kJ}} \end{aligned}$$

5.80

A 25 kg steel tank initially at -10°C is filled up with 100 kg of milk (assume properties as water) at 30°C . The milk and the steel come to a uniform temperature of $+5^{\circ}\text{C}$ in a storage room. How much heat transfer is needed for this process?

Solution:

C.V. Steel + Milk. This is a control mass.

$$\text{Energy Eq.5.11: } U_2 - U_1 = {}_1Q_2 - {}_1W_2 = {}_1Q_2$$

Process: $V = \text{constant}$, so there is no work

$${}_1W_2 = 0.$$



Use Eq.5.18 and values from A.3 and A.4 to evaluate changes in u

$$\begin{aligned} {}_1Q_2 &= m_{\text{steel}}(u_2 - u_1)_{\text{steel}} + m_{\text{milk}}(u_2 - u_1)_{\text{milk}} \\ &= 25 \text{ kg} \times 0.466 \frac{\text{kJ}}{\text{kg K}} \times [5 - (-10)] \text{ K} + 100 \text{ kg} \times 4.18 \frac{\text{kJ}}{\text{kg K}} \times (5 - 30) \text{ K} \\ &= 172.5 - 10450 = \mathbf{-10277 \text{ kJ}} \end{aligned}$$

5.81

An engine consists of a 100 kg cast iron block with a 20 kg aluminum head, 20 kg steel parts, 5 kg engine oil and 6 kg glycerine (antifreeze). Everything begins at 5°C and as the engine starts we want to know how hot it becomes if it absorbs a net of 7000 kJ before it reaches a steady uniform temperature.

$$\text{Energy Eq.: } U_2 - U_1 = {}_1Q_2 - {}_1W_2$$

Process: The steel does not change volume and the change for the liquid is minimal, so ${}_1W_2 \cong 0$.

So sum over the various parts of the left hand side in the energy equation

$$m_{\text{Fe}}(u_2 - u_1) + m_{\text{Al}}(u_2 - u_1)_{\text{Al}} + m_{\text{st}}(u_2 - u_1)_{\text{st}} \\ + m_{\text{oil}}(u_2 - u_1)_{\text{oil}} + m_{\text{gly}}(u_2 - u_1)_{\text{gly}} = {}_1Q_2$$

Tbl A.3 : $C_{\text{Fe}} = 0.42$, $C_{\text{Al}} = 0.9$, $C_{\text{st}} = 0.46$ all units of kJ/kg K

Tbl A.4 : $C_{\text{oil}} = 1.9$, $C_{\text{gly}} = 2.42$ all units of kJ/kg K

So now we factor out $T_2 - T_1$ as $u_2 - u_1 = C(T_2 - T_1)$ for each term

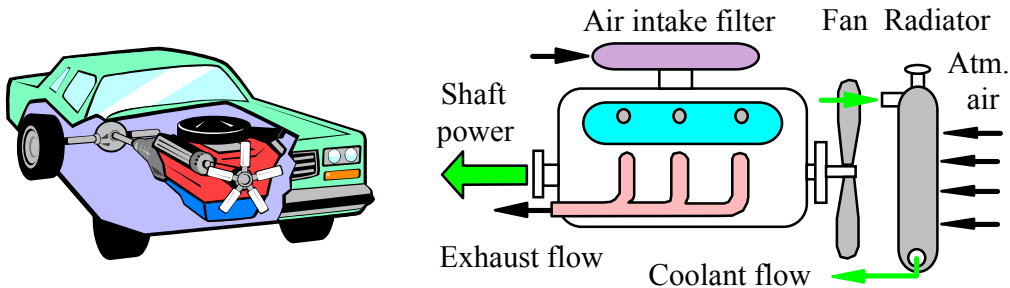
$$[m_{\text{Fe}}C_{\text{Fe}} + m_{\text{Al}}C_{\text{Al}} + m_{\text{st}}C_{\text{st}} + m_{\text{oil}}C_{\text{oil}} + m_{\text{gly}}C_{\text{gly}}] (T_2 - T_1) = {}_1Q_2$$

$$T_2 - T_1 = {}_1Q_2 / \sum m_i C_i$$

$$= \frac{7000}{100 \times 0.42 + 20 \times 0.9 + 20 \times 0.46 + 5 \times 1.9 + 6 \times 2.42}$$

$$= \frac{7000}{93.22} = 75 \text{ K}$$

$$T_2 = T_1 + 75 = 5 + 75 = \mathbf{80^\circ\text{C}}$$



Properties (u, h, C_v and C_p), Ideal Gas**5.82**

Use the ideal gas air table A.7 to evaluate the heat capacity C_p at 300 K as a slope of the curve $h(T)$ by $\Delta h/\Delta T$. How much larger is it at 1000 K and 1500 K.

Solution :

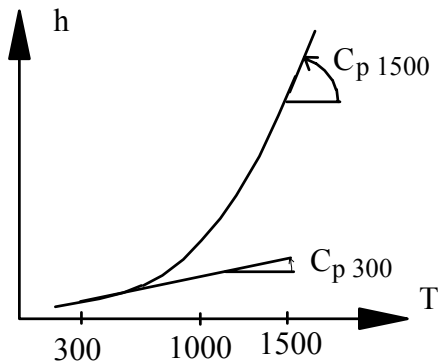
From Eq.5.24:

$$C_p = \frac{dh}{dT} = \frac{\Delta h}{\Delta T} = \frac{h_{320} - h_{290}}{320 - 290} = \mathbf{1.005 \text{ kJ/kg K}}$$

$$1000\text{K} \quad C_p = \frac{\Delta h}{\Delta T} = \frac{h_{1050} - h_{950}}{1050 - 950} = \frac{1103.48 - 989.44}{100} = \mathbf{1.140 \text{ kJ/kg K}}$$

$$1500\text{K} \quad C_p = \frac{\Delta h}{\Delta T} = \frac{h_{1550} - h_{1450}}{1550 - 1450} = \frac{1696.45 - 1575.4}{100} = \mathbf{1.21 \text{ kJ/kg K}}$$

Notice an increase of 14%, 21% respectively.



5.83

We want to find the change in u for carbon dioxide between 600 K and 1200 K.

- Find it from a constant C_{v0} from table A.5
- Find it from a C_{v0} evaluated from equation in A.6 at the average T .
- Find it from the values of u listed in table A.8

Solution :

$$a) \quad \Delta u \cong C_{v0} \Delta T = 0.653 \times (1200 - 600) = \mathbf{391.8 \text{ kJ/kg}}$$

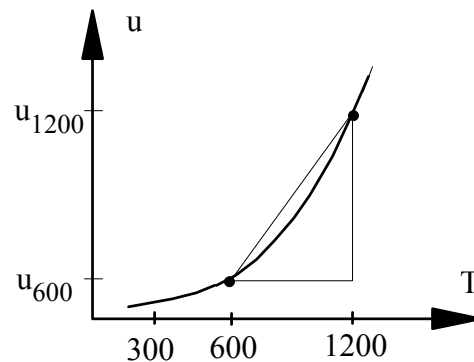
$$b) \quad T_{\text{avg}} = \frac{1}{2} (1200 + 600) = 900, \quad \theta = \frac{T}{1000} = \frac{900}{1000} = 0.9$$

$$C_{p0} = 0.45 + 1.67 \times 0.9 - 1.27 \times 0.9^2 + 0.39 \times 0.9^3 = 1.2086 \text{ kJ/kg K}$$

$$C_{v0} = C_{p0} - R = 1.2086 - 0.1889 = 1.0197 \text{ kJ/kg K}$$

$$\Delta u = 1.0197 \times (1200 - 600) = \mathbf{611.8 \text{ kJ/kg}}$$

$$c) \quad \Delta u = 996.64 - 392.72 = \mathbf{603.92 \text{ kJ/kg}}$$



5.84

We want to find the change in u for oxygen gas between 600 K and 1200 K.

- Find it from a constant C_{v0} from table A.5
- Find it from a C_{v0} evaluated from equation in A.6 at the average T .
- Find it from the values of u listed in table A.8

Solution:

$$\text{a) } \Delta u \cong C_{v0} \Delta T = 0.662 \times (1200 - 600) = \mathbf{397.2 \text{ kJ/kg}}$$

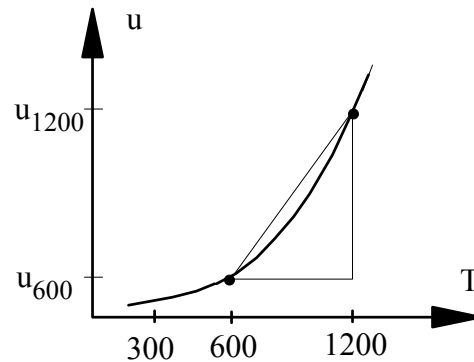
$$\text{b) } T_{\text{avg}} = \frac{1}{2} (1200 + 600) = 900 \text{ K}, \quad \theta = \frac{T}{1000} = \frac{900}{1000} = 0.9$$

$$C_{p0} = 0.88 - 0.0001 \times 0.9 + 0.54 \times 0.9^2 - 0.33 \times 0.9^3 = 1.0767$$

$$C_{v0} = C_{p0} - R = 1.0767 - 0.2598 = 0.8169 \text{ kJ/kg K}$$

$$\Delta u = 0.8169 \times (1200 - 600) = \mathbf{490.1 \text{ kJ/kg}}$$

$$\text{c) } \Delta u = 889.72 - 404.46 = \mathbf{485.3 \text{ kJ/kg}}$$



5.85

Water at 20°C, 100 kPa, is brought to 200 kPa, 1500°C. Find the change in the specific internal energy, using the water table and the ideal gas water table in combination.

Solution:

State 1: Table B.1.1 $u_1 \cong u_f = 83.95 \text{ kJ/kg}$

State 2: Highest T in Table B.1.3 is 1300°C

Using a Δu from the ideal gas tables, A.8, we get

$$u_{1500} = 3139 \text{ kJ/kg} \quad u_{1300} = 2690.72 \text{ kJ/kg}$$

$$u_{1500} - u_{1300} = 448.26 \text{ kJ/kg}$$

We now add the ideal gas change at low P to the steam tables, B.1.3, $u_x = 4683.23 \text{ kJ/kg}$ as the reference.

$$\begin{aligned} u_2 - u_1 &= (u_2 - u_x)_{\text{ID.G.}} + (u_x - u_1) \\ &= 448.28 + 4683.23 - 83.95 = \mathbf{5048 \text{ kJ/kg}} \end{aligned}$$

5.86

We want to find the increase in temperature of nitrogen gas at 1200 K when the specific internal energy is increased with 40 kJ/kg.

- Find it from a constant C_{v0} from table A.5
- Find it from a C_{v0} evaluated from equation in A.6 at 1200 K.
- Find it from the values of u listed in table A.8

Solution :

$$\Delta u = \Delta u_{A.8} \cong C_{v \text{ avg}} \Delta T \cong C_{v0} \Delta T$$

$$\text{a) } \Delta T = \Delta u / C_{v0} = \frac{40}{0.745} = \mathbf{53.69^\circ C}$$

$$\text{b) } \theta = 1200 / 1000 = 1.2$$

$$C_{p0} = 1.11 - 0.48 \times 1.2 + 0.96 \times 1.2^2 - 0.42 \times 1.2^3 = 1.1906 \text{ kJ/kg K}$$

$$C_{v0} = C_{p0} - R = 1.1906 - 0.2968 = 0.8938 \text{ kJ/kg K}$$

$$\Delta T = \Delta u / C_{v0} = 40 / 0.8938 = \mathbf{44.75^\circ C}$$

$$\text{c) } u = u_1 + \Delta u = 957 + 40 = 997 \text{ kJ/kg}$$

less than 1300 K so linear interpolation.

$$\Delta T = \frac{1300 - 1200}{1048.46 - 957} \times 40 = \mathbf{43.73^\circ C}$$

$$C_{v0} \cong (1048.46 - 957) / 100 = 0.915 \text{ kJ/kg K}$$

So the formula in A.6 is accurate within 2.3%.

5.87

For an application the change in enthalpy of carbon dioxide from 30 to 1500°C at 100 kPa is needed. Consider the following methods and indicate the most accurate one.

- Constant specific heat, value from Table A.5.
- Constant specific heat, value at average temperature from the equation in Table A.6.
- Variable specific heat, integrating the equation in Table A.6.
- Enthalpy from ideal gas tables in Table A.8.

Solution:

$$a) \quad \Delta h = C_{po}\Delta T = 0.842 (1500 - 30) = \mathbf{1237.7 \text{ kJ/kg}}$$

$$b) \quad T_{ave} = \frac{1}{2} (30 + 1500) + 273.15 = 1038.15 \text{ K}; \quad \theta = T/1000 = 1.0382$$

$$\text{Table A.6} \Rightarrow C_{po} = 1.2513$$

$$\Delta h = C_{po,ave} \Delta T = 1.2513 \times 1470 = \mathbf{1839 \text{ kJ/kg}}$$

$$c) \quad \text{For the entry to Table A.6: } \theta_2 = 1.77315; \quad \theta_1 = 0.30315$$

$$\Delta h = h_2 - h_1 = \int C_{po} dT$$

$$= [0.45 (\theta_2 - \theta_1) + 1.67 \times \frac{1}{2} (\theta_2^2 - \theta_1^2)$$

$$- 1.27 \times \frac{1}{3} (\theta_2^3 - \theta_1^3) + 0.39 \times \frac{1}{4} (\theta_2^4 - \theta_1^4)] = \mathbf{1762.76 \text{ kJ/kg}}$$

$$d) \quad \Delta h = 1981.35 - 217.12 = \mathbf{1764.2 \text{ kJ/kg}}$$

The result in d) is best, very similar to c). For large ΔT or small ΔT at high T_{avg} , a) is very poor.

5.88

An ideal gas is heated from 500 to 1500 K. Find the change in enthalpy using constant specific heat from Table A.5 (room temperature value) and discuss the accuracy of the result if the gas is

- a. Argon b. Oxygen c. Carbon dioxide

Solution:

$$T_1 = 500 \text{ K}, T_2 = 1500 \text{ K}, \quad \Delta h = C_{p0}(T_2 - T_1)$$

a) Ar : $\Delta h = 0.520(1500 - 500) = 520 \text{ kJ/kg}$

Monatomic inert gas very good approximation.

b) O₂ : $\Delta h = 0.922(1500 - 500) = 922 \text{ kJ/kg}$

Diatomic gas approximation is OK with some error.

c) CO₂: $\Delta h = 0.842(1500 - 500) = 842 \text{ kJ/kg}$

Polyatomic gas heat capacity changes, see figure 5.11

See also appendix C for more explanation.

Energy Equation: Ideal Gas**5.89**

A 250 L rigid tank contains methane at 500 K, 1500 kPa. It is now cooled down to 300 K. Find the mass of methane and the heat transfer using a) ideal gas and b) the methane tables.

Solution:

a) Assume ideal gas, $P_2 = P_1 \times (T_2 / T_1) = 1500 \times 300 / 500 = 900 \text{ kPa}$

$$m = P_1 V / RT_1 = \frac{1500 \times 0.25}{0.5183 \times 500} = 1.447 \text{ kg}$$

Use specific heat from Table A.5

$$u_2 - u_1 = C_v (T_2 - T_1) = 1.736 (300 - 500) = -347.2 \text{ kJ/kg}$$

$${}_1Q_2 = m(u_2 - u_1) = 1.447(-347.2) = \mathbf{-502.4 \text{ kJ}}$$

b) Using the methane Table B.7,

$$v_1 = 0.17273 \text{ m}^3/\text{kg}, \quad u_1 = 872.37 \text{ kJ/kg}$$

$$m = V/v_1 = 0.25/0.17273 = 1.4473 \text{ kg}$$

State 2: $v_2 = v_1$ and 300 K is found between 800 and 1000 kPa

$$u_2 = 467.36 + (465.91 - 467.36) \frac{0.17273 - 0.19172}{0.15285 - 0.19172} = 466.65 \text{ kJ/kg}$$

$${}_1Q_2 = 1.4473 (466.65 - 872.37) = \mathbf{-587.2 \text{ kJ}}$$

5.90

A rigid insulated tank is separated into two rooms by a stiff plate. Room A of 0.5 m^3 contains air at 250 kPa, 300 K and room B of 1 m^3 has air at 150 kPa, 1000 K. The plate is removed and the air comes to a uniform state without any heat transfer. Find the final pressure and temperature.

Solution:

C.V. Total tank. Control mass of constant volume.

$$\text{Mass and volume:} \quad m_2 = m_A + m_B; \quad V = V_A + V_B = 1.5 \text{ m}^3$$

$$\text{Energy Eq.:} \quad U_2 - U_1 = m_2 u_2 - m_A u_{A1} - m_B u_{B1} = Q - W = 0$$

$$\text{Process Eq.:} \quad V = \text{constant} \Rightarrow W = 0; \quad \text{Insulated} \Rightarrow Q = 0$$

$$\text{Ideal gas at 1:} \quad m_A = P_{A1} V_A / RT_{A1} = 250 \times 0.5 / (0.287 \times 300) = 1.452 \text{ kg}$$

$$u_{A1} = 214.364 \text{ kJ/kg} \quad \text{from Table A.7}$$

$$\text{Ideal gas at 2:} \quad m_B = P_{B1} V_B / RT_{B1} = 150 \times 1 / (0.287 \times 1000) = 0.523 \text{ kg}$$

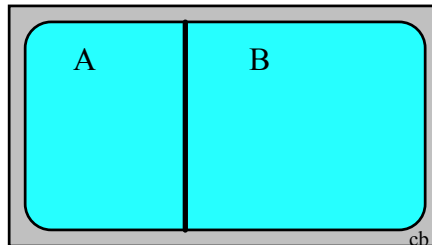
$$u_{B1} = 759.189 \text{ kJ/kg} \quad \text{from Table A.7}$$

$$m_2 = m_A + m_B = 1.975 \text{ kg}$$

$$u_2 = \frac{m_A u_{A1} + m_B u_{B1}}{m_2} = \frac{1.452 \times 214.364 + 0.523 \times 759.189}{1.975} = 358.64 \text{ kJ/kg}$$

$$\Rightarrow \text{Table A.7.1:} \quad T_2 = 498.4 \text{ K}$$

$$P_2 = m_2 R T_2 / V = 1.975 \times 0.287 \times 498.4 / 1.5 = 188.3 \text{ kPa}$$



5.91

A rigid container has 2 kg of carbon dioxide gas at 100 kPa, 1200 K that is heated to 1400 K. Solve for the heat transfer using a. the heat capacity from Table A.5 and b. properties from Table A.8

Solution:

C.V. Carbon dioxide, which is a control mass.

$$\text{Energy Eq.5.11: } U_2 - U_1 = m(u_2 - u_1) = {}_1Q_2 - {}_1W_2$$

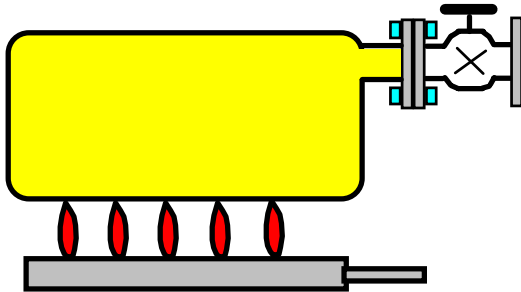
$$\text{Process: } \Delta V = 0 \Rightarrow {}_1W_2 = 0$$

a) For constant heat capacity we have: $u_2 - u_1 = C_{v0}(T_2 - T_1)$ so

$${}_1Q_2 \cong mC_{v0}(T_2 - T_1) = 2 \times 0.653 \times (1400 - 1200) = \mathbf{261.2 \text{ kJ}}$$

b) Taking the u values from Table A.8 we get

$${}_1Q_2 = m(u_2 - u_1) = 2 \times (1218.38 - 996.64) = \mathbf{443.5 \text{ kJ}}$$



5.92

Do the previous problem for nitrogen, N_2 , gas.

A rigid container has 2 kg of carbon dioxide gas at 100 kPa, 1200 K that is heated to 1400 K. Solve for the heat transfer using a. the heat capacity from Table A.5 and b. properties from Table A.8

Solution:

C.V. Nitrogen gas, which is a control mass.

$$\text{Energy Eq.5.11: } U_2 - U_1 = m(u_2 - u_1) = {}_1Q_2 - {}_1W_2$$

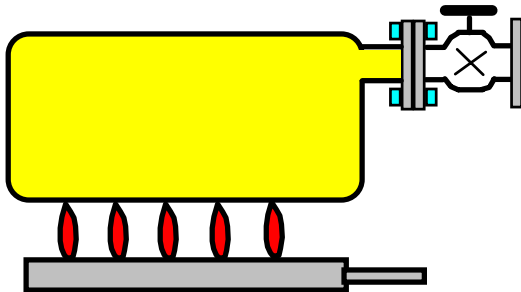
$$\text{Process: } \Delta V = 0 \Rightarrow {}_1W_2 = 0$$

a) For constant heat capacity we have: $u_2 - u_1 = C_{v0}(T_2 - T_1)$ so

$${}_1Q_2 \cong mC_{v0}(T_2 - T_1) = 2 \times 0.745 \times (1400 - 1200) = \mathbf{298 \text{ kJ}}$$

b) Taking the u values from Table A.8, we get

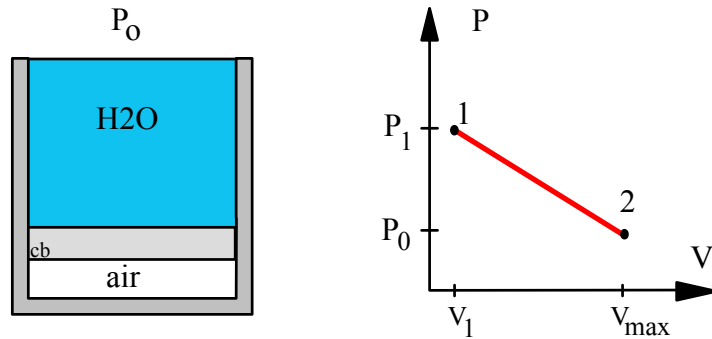
$${}_1Q_2 = m(u_2 - u_1) = 2 \times (1141.35 - 957) = \mathbf{368.7 \text{ kJ}}$$



5.93

A 10-m high cylinder, cross-sectional area 0.1 m^2 , has a massless piston at the bottom with water at 20°C on top of it, shown in Fig. P5.93. Air at 300 K , volume 0.3 m^3 , under the piston is heated so that the piston moves up, spilling the water out over the side. Find the total heat transfer to the air when all the water has been pushed out.

Solution:



The water on top is compressed liquid and has volume and mass

$$V_{\text{H}_2\text{O}} = V_{\text{tot}} - V_{\text{air}} = 10 \times 0.1 - 0.3 = 0.7 \text{ m}^3$$

$$m_{\text{H}_2\text{O}} = V_{\text{H}_2\text{O}}/v_f = 0.7 / 0.001002 = 698.6 \text{ kg}$$

The initial air pressure is then

$$P_1 = P_0 + m_{\text{H}_2\text{O}}g/A = 101.325 + \frac{698.6 \times 9.807}{0.1 \times 1000} = \mathbf{169.84 \text{ kPa}}$$

$$\text{and then } m_{\text{air}} = PV/RT = \frac{169.84 \times 0.3}{0.287 \times 300} = 0.592 \text{ kg}$$

State 2: No liquid water over the piston so

$$P_2 = P_0 + \emptyset = 101.325 \text{ kPa}, \quad V_2 = 10 \times 0.1 = 1 \text{ m}^3$$

$$\text{State 2: } P_2, V_2 \Rightarrow T_2 = \frac{T_1 P_2 V_2}{P_1 V_1} = \frac{300 \times 101.325 \times 1}{169.84 \times 0.3} = 596.59 \text{ K}$$

The process line shows the work as an area

$${}_1W_2 = \int P dV = \frac{1}{2} (P_1 + P_2) (V_2 - V_1) = \frac{1}{2} (169.84 + 101.325) (1 - 0.3) = 94.91 \text{ kJ}$$

The energy equation solved for the heat transfer becomes

$$\begin{aligned} {}_1Q_2 &= m(u_2 - u_1) + {}_1W_2 \cong mC_v(T_2 - T_1) + {}_1W_2 \\ &= 0.592 \times 0.717 \times (596.59 - 300) + 94.91 = \mathbf{220.7 \text{ kJ}} \end{aligned}$$

Remark: we could have used u values from Table A.7:

$$u_2 - u_1 = 432.5 - 214.36 = 218.14 \text{ kJ/kg} \quad \text{versus } 212.5 \text{ kJ/kg with } C_v.$$

5.94

Find the heat transfer in Problem 4.43.

A piston cylinder contains 3 kg of air at 20°C and 300 kPa. It is now heated up in a constant pressure process to 600 K.

Solution:

Ideal gas $PV = mRT$

State 1: T_1, P_1

State 2: $T_2, P_2 = P_1$

$$P_2V_2 = mRT_2 \quad V_2 = mR T_2 / P_2 = 3 \times 0.287 \times 600 / 300 = 1.722 \text{ m}^3$$

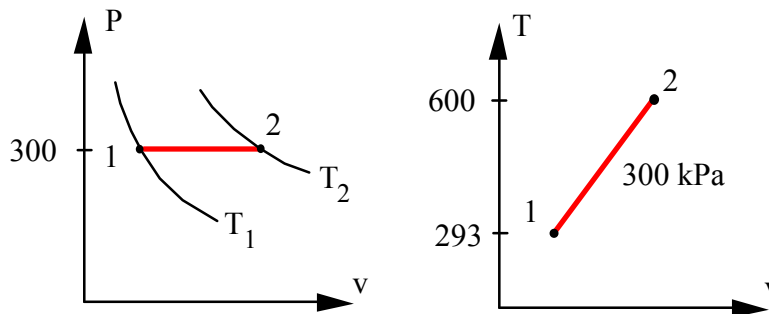
Process: $P = \text{constant}$,

$${}_1W_2 = \int PdV = P (V_2 - V_1) = 300 (1.722 - 0.8413) = 264.2 \text{ kJ}$$

Energy equation becomes

$$U_2 - U_1 = {}_1Q_2 - {}_1W_2 = m(u_2 - u_1)$$

$${}_1Q_2 = U_2 - U_1 + {}_1W_2 = 3(435.097 - 209.45) + 264.2 = \mathbf{941 \text{ kJ}}$$



5.95

An insulated cylinder is divided into two parts of 1 m^3 each by an initially locked piston, as shown in Fig. P5.95. Side A has air at 200 kPa, 300 K, and side B has air at 1.0 MPa, 1000 K. The piston is now unlocked so it is free to move, and it conducts heat so the air comes to a uniform temperature $T_A = T_B$. Find the mass in both A and B, and the final T and P .

C.V. A + B Force balance on piston: $P_A A = P_B A$

So the final state in A and B is the same.

State 1A: Table A.7 $u_{A1} = 214.364 \text{ kJ/kg}$,

$$m_A = P_{A1} V_{A1} / RT_{A1} = 200 \times 1 / (0.287 \times 300) = \mathbf{2.323 \text{ kg}}$$

State 1B: Table A.7 $u_{B1} = 759.189 \text{ kJ/kg}$,

$$m_B = P_{B1} V_{B1} / RT_{B1} = 1000 \times 1 / (0.287 \times 1000) = \mathbf{3.484 \text{ kg}}$$

For chosen C.V. ${}_1Q_2 = 0$, ${}_1W_2 = 0$ so the energy equation becomes

$$m_A(u_2 - u_1)_A + m_B(u_2 - u_1)_B = 0$$

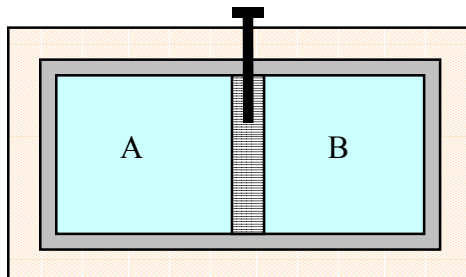
$$(m_A + m_B)u_2 = m_A u_{A1} + m_B u_{B1}$$

$$= 2.323 \times 214.364 + 3.484 \times 759.189 = 3143 \text{ kJ}$$

$$u_2 = 3143 / (3.484 + 2.323) = 541.24 \text{ kJ/kg}$$

From interpolation in Table A.7: $\Rightarrow T_2 = \mathbf{736 \text{ K}}$

$$P = (m_A + m_B)RT_2 / V_{\text{tot}} = 5.807 \text{ kg} \times 0.287 \frac{\text{kJ}}{\text{kg K}} \times 736 \text{ K} / 2 \text{ m}^3 = \mathbf{613 \text{ kPa}}$$



5.96

A piston cylinder contains air at 600 kPa, 290 K and a volume of 0.01 m^3 . A constant pressure process gives 54 kJ of work out. Find the final temperature of the air and the heat transfer input.

Solution:

C.V AIR control mass

$$\text{Continuity Eq.:} \quad m_2 - m_1 = 0$$

$$\text{Energy Eq.:} \quad m(u_2 - u_1) = {}_1Q_2 - {}_1W_2$$

$$\text{Process:} \quad P = C \quad \text{so} \quad {}_1W_2 = \int P \, dV = P(V_2 - V_1)$$

$$1 : P_1, T_1, V_1 \quad 2 : P_1 = P_2, ?$$

$$m_1 = P_1 V_1 / RT_1 = 600 \times 0.01 / 0.287 \times 290 = 0.0721 \text{ kg}$$

$${}_1W_2 = P(V_2 - V_1) = 54 \text{ kJ} \rightarrow$$

$$V_2 - V_1 = {}_1W_2 / P = 54 \text{ kJ} / 600 \text{ kPa} = 0.09 \text{ m}^3$$

$$V_2 = V_1 + {}_1W_2 / P = 0.01 + 0.09 = 0.10 \text{ m}^3$$

$$\text{Ideal gas law : } P_2 V_2 = mRT_2$$

$$T_2 = P_2 V_2 / mR = \frac{P_2 V_2}{P_1 V_1} T_1 = \frac{0.10}{0.01} \times 290 = \mathbf{2900 \text{ K}}$$

Energy equation with u's from table A.7.1

$$\begin{aligned} {}_1Q_2 &= m(u_2 - u_1) + {}_1W_2 \\ &= 0.0721 (2563.8 - 207.2) + 54 \\ &= \mathbf{223.9 \text{ kJ}} \end{aligned}$$

5.97

A cylinder with a piston restrained by a linear spring contains 2 kg of carbon dioxide at 500 kPa, 400°C. It is cooled to 40°C, at which point the pressure is 300 kPa. Calculate the heat transfer for the process.

Solution:

C.V. The carbon dioxide, which is a control mass.

$$\text{Continuity Eq.: } m_2 - m_1 = 0$$

$$\text{Energy Eq.: } m(u_2 - u_1) = {}_1Q_2 - {}_1W_2$$

$$\text{Process Eq.: } P = A + BV \quad (\text{linear spring})$$

$${}_1W_2 = \int PdV = \frac{1}{2}(P_1 + P_2)(V_2 - V_1)$$

$$\text{Equation of state: } PV = mRT \quad (\text{ideal gas})$$

$$\text{State 1: } V_1 = mRT_1/P_1 = 2 \times 0.18892 \times 673.15 / 500 = 0.5087 \text{ m}^3$$

$$\text{State 2: } V_2 = mRT_2/P_2 = 2 \times 0.18892 \times 313.15 / 300 = 0.3944 \text{ m}^3$$

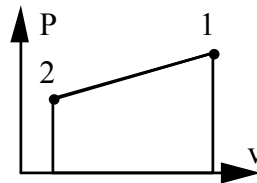
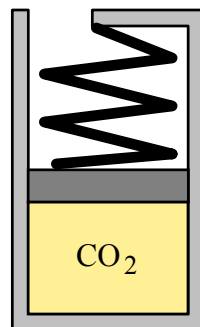
$${}_1W_2 = \frac{1}{2}(500 + 300)(0.3944 - 0.5087) = -45.72 \text{ kJ}$$

To evaluate $u_2 - u_1$ we will use the specific heat at the average temperature.

$$\text{From Figure 5.11: } C_{p0}(T_{\text{avg}}) = 45/44 = 1.023 \Rightarrow C_{v0} = 0.83 = C_{p0} - R$$

For comparison the value from Table A.5 at 300 K is $C_{v0} = 0.653 \text{ kJ/kg K}$

$$\begin{aligned} {}_1Q_2 &= m(u_2 - u_1) + {}_1W_2 = mC_{v0}(T_2 - T_1) + {}_1W_2 \\ &= 2 \times 0.83(40 - 400) - 45.72 = \mathbf{-643.3 \text{ kJ}} \end{aligned}$$



Remark: We could also have used the ideal gas table in A.8 to get $u_2 - u_1$.

5.98

Water at 100 kPa, 400 K is heated electrically adding 700 kJ/kg in a constant pressure process. Find the final temperature using

- a) The water tables B.1 b) The ideal gas tables A.8
c) Constant specific heat from A.5

Solution :

$$\text{Energy Eq.5.11: } u_2 - u_1 = {}_1q_2 - {}_1w_2$$

$$\text{Process: } P = \text{constant} \Rightarrow {}_1w_2 = P (v_2 - v_1)$$

Substitute this into the energy equation to get

$${}_1q_2 = h_2 - h_1$$

Table B.1:

$$h_1 \cong 2675.46 + \frac{126.85 - 99.62}{150 - 99.62} \times (2776.38 - 2675.46) = 2730.0 \text{ kJ/kg}$$

$$h_2 = h_1 + {}_1q_2 = 2730 + 700 = 3430 \text{ kJ/kg}$$

$$T_2 = 400 + (500 - 400) \times \frac{3430 - 3278.11}{3488.09 - 3278.11} = \mathbf{472.3^\circ\text{C}}$$

Table A.8:

$$h_2 = h_1 + {}_1q_2 = 742.4 + 700 = 1442.4 \text{ kJ/kg}$$

$$T_2 = 700 + (750 - 700) \times \frac{1442.4 - 1338.56}{1443.43 - 1338.56} = 749.5 \text{ K} = \mathbf{476.3^\circ\text{C}}$$

Table A.5

$$h_2 - h_1 \cong C_{po} (T_2 - T_1)$$

$$T_2 = T_1 + {}_1q_2 / C_{po} = 400 + 700 / 1.872 = 773.9\text{K} = \mathbf{500.8^\circ\text{C}}$$

5.99

A piston/cylinder has 0.5 kg air at 2000 kPa, 1000 K as shown. The cylinder has stops so $V_{\min} = 0.03 \text{ m}^3$. The air now cools to 400 K by heat transfer to the ambient. Find the final volume and pressure of the air (does it hit the stops?) and the work and heat transfer in the process.

Solution:

We recognize this is a possible two-step process, one of constant P and one of constant V. This behavior is dictated by the construction of the device.

Continuity Eq.: $m_2 - m_1 = 0$

Energy Eq.5.11: $m(u_2 - u_1) = {}_1Q_2 - {}_1W_2$

Process: $P = \text{constant} = F/A = P_1$ if $V > V_{\min}$

$V = \text{constant} = V_{1a} = V_{\min}$ if $P < P_1$

State 1: (P, T) $V_1 = mRT_1/P_1 = 0.5 \times 0.287 \times 1000/2000 = 0.07175 \text{ m}^3$

The only possible P-V combinations for this system is shown in the diagram so both state 1 and 2 must be on the two lines. For state 2 we need to know if it is on the horizontal P line segment or the vertical V segment. Let us check state 1a:

State 1a: $P_{1a} = P_1, V_{1a} = V_{\min}$

Ideal gas so $T_{1a} = T_1 \frac{V_{1a}}{V_1} = 1000 \times \frac{0.03}{0.07175} = 418 \text{ K}$

We see that $T_2 < T_{1a}$ and state 2 must have $V_2 = V_{1a} = V_{\min} = 0.03 \text{ m}^3$.

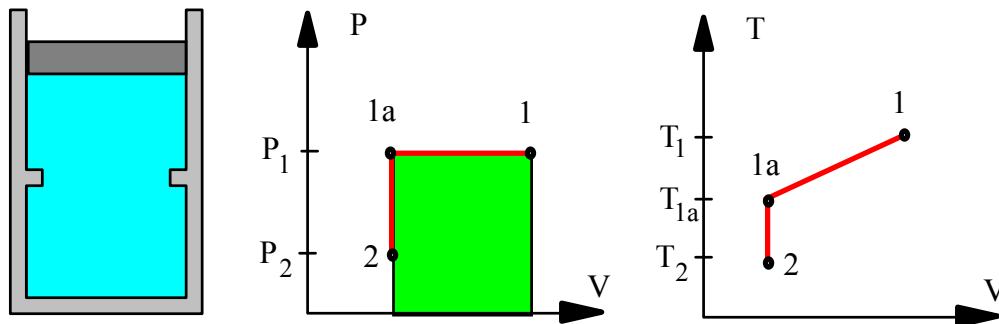
$P_2 = P_1 \times \frac{T_2}{T_1} \times \frac{V_1}{V_2} = 2000 \times \frac{400}{1000} \times \frac{0.07175}{0.03} = 1913.3 \text{ kPa}$

The work is the area under the process curve in the P-V diagram

$${}_1W_2 = \int_1^2 P dV = P_1 (V_{1a} - V_1) = 2000 \text{ kPa} (0.03 - 0.07175) \text{ m}^3 = -83.5 \text{ kJ}$$

Now the heat transfer is found from the energy equation, u's from Table A.7.1,

$${}_1Q_2 = m(u_2 - u_1) + {}_1W_2 = 0.5 (286.49 - 759.19) - 83.5 = -319.85 \text{ kJ}$$



5.100

A spring loaded piston/cylinder contains 1.5 kg of air at 27°C and 160 kPa. It is now heated to 900 K in a process where the pressure is linear in volume to a final volume of twice the initial volume. Plot the process in a P-v diagram and find the work and heat transfer.

Take CV as the air.

$$m_2 = m_1 = m \quad ; \quad m(u_2 - u_1) = {}_1Q_2 - {}_1W_2$$

Process: $P = A + BV \Rightarrow {}_1W_2 = \int P dV = \text{area} = 0.5(P_1 + P_2)(V_2 - V_1)$

State 1: Ideal gas. $V_1 = mRT_1/P_1 = 1.5 \times 0.287 \times 300/160 = 0.8072 \text{ m}^3$

Table A.7 $u_1 = u(300) = 214.36 \text{ kJ/kg}$

State 2: $P_2V_2 = mRT_2$ so ratio it to the initial state properties

$$P_2V_2/P_1V_1 = P_2/P_1 = mRT_2/mRT_1 = T_2/T_1 \Rightarrow$$

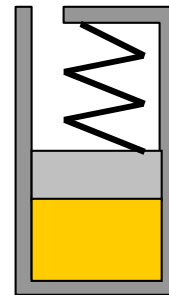
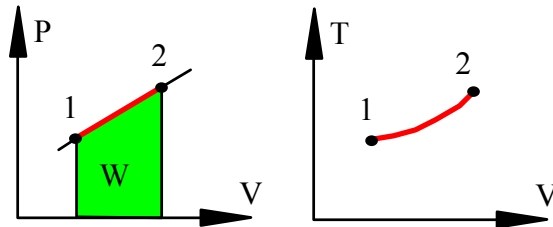
$$P_2 = P_1 (T_2/T_1)(1/2) = 160 \times (900/300) \times (1/2) = \mathbf{240 \text{ kPa}}$$

Work is done while piston moves at linearly varying pressure, so we get

$${}_1W_2 = 0.5(P_1 + P_2)(V_2 - V_1) = 0.5 \times (160 + 240) \text{ kPa} \times 0.8072 \text{ m}^3 = \mathbf{161.4 \text{ kJ}}$$

Heat transfer is found from energy equation

$${}_1Q_2 = m(u_2 - u_1) + {}_1W_2 = 1.5 \times (674.824 - 214.36) + 161.4 = \mathbf{852.1 \text{ kJ}}$$



5.101

Air in a piston/cylinder at 200 kPa, 600 K, is expanded in a constant-pressure process to twice the initial volume (state 2), shown in Fig. P5.101. The piston is then locked with a pin and heat is transferred to a final temperature of 600 K. Find P , T , and h for states 2 and 3, and find the work and heat transfer in both processes.

Solution:

C.V. Air. Control mass $m_2 = m_3 = m_1$

Energy Eq.5.11: $u_2 - u_1 = {}_1q_2 - {}_1w_2$;

Process 1 to 2: $P = \text{constant} \Rightarrow {}_1w_2 = \int P dv = P_1(v_2 - v_1) = R(T_2 - T_1)$

Ideal gas $Pv = RT \Rightarrow T_2 = T_1 v_2 / v_1 = 2T_1 = \mathbf{1200 \text{ K}}$

$P_2 = P_1 = 200 \text{ kPa}$, ${}_1w_2 = RT_1 = \mathbf{172.2 \text{ kJ/kg}}$

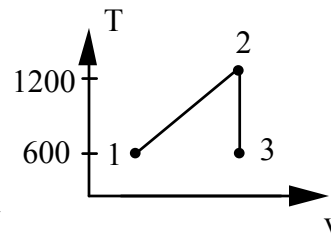
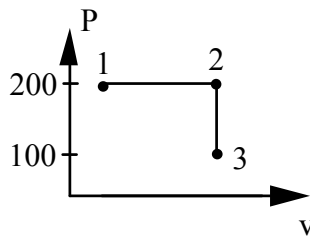
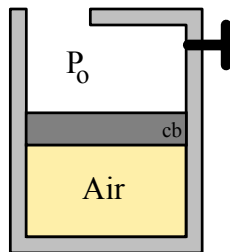
Table A.7 $h_2 = \mathbf{1277.8 \text{ kJ/kg}}$, $h_3 = h_1 = \mathbf{607.3 \text{ kJ/kg}}$

${}_1q_2 = u_2 - u_1 + {}_1w_2 = h_2 - h_1 = 1277.8 - 607.3 = \mathbf{670.5 \text{ kJ/kg}}$

Process 2→3: $v_3 = v_2 = 2v_1 \Rightarrow {}_2w_3 = \mathbf{0}$,

$P_3 = P_2 T_3 / T_2 = P_1 T_1 / 2T_1 = P_1 / 2 = \mathbf{100 \text{ kPa}}$

${}_2q_3 = u_3 - u_2 = 435.1 - 933.4 = \mathbf{-498.3 \text{ kJ/kg}}$



5.102

A vertical piston/cylinder has a linear spring mounted as shown so at zero cylinder volume a balancing pressure inside is zero. The cylinder contains 0.25 kg air at 500 kPa, 27°C. Heat is now added so the volume doubles.

- Show the process path in a P-V diagram
- Find the final pressure and temperature.
- Find the work and heat transfer.

Solution:

Take CV around the air. This is a control mass.

Continuity: $m_2 = m_1 = m$;

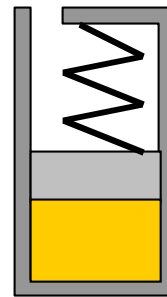
Energy Eq.5.11: $m(u_2 - u_1) = {}_1Q_2 - {}_1W_2$

Process: P linear in V so, $P = A + BV$,

since $V = 0 \Rightarrow P = 0 \Rightarrow A = 0$

now: $P = BV$; $B = P_1/V_1$

State 1: P, T Ideal gas :

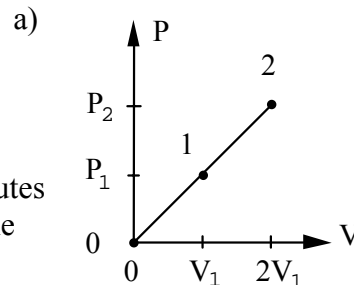


$$V = \frac{mRT}{P} = \frac{0.25 \times 0.287 \times 300}{500}$$

$$= 0.04305 \text{ m}^3$$

- b) State 2: $V_2 = 2 V_1$; ?

must be on line in P-V diagram, this substitutes for the question mark only one state is on the line with that value of V_2



$$P_2 = BV_2 = (P_1/V_1)V_2 = 2P_1 = \mathbf{1000 \text{ kPa.}}$$

$$T_2 = \frac{PV}{mR} = \frac{2P_1 2V_1}{mR} = \frac{4P_1 V_1}{mR} = 4 T_1 = \mathbf{1200 \text{ K}}$$

- c) The work is boundary work and thus seen as area in the P-V diagram:

$${}_1W_2 = \int P dV = 0.5(P_1 + P_2)(2V_1 - V_1) = 0.5(500 + 1000) 0.04305 = \mathbf{32.3 \text{ kJ}}$$

$${}_1Q_2 = m(u_2 - u_1) + {}_1W_2 = 0.25(933.4 - 214.4) + 32.3 = \mathbf{212 \text{ kJ}}$$

Internal energy u was taken from air table A.7. If constant C_v were used then

$$(u_2 - u_1) = 0.717 (1200 - 300) = 645.3 \text{ kJ/kg (versus 719 above)}$$

Energy Equation: Polytropic Process

5.103

A piston cylinder contains 0.1 kg air at 300 K and 100 kPa. The air is now slowly compressed in an isothermal ($T = C$) process to a final pressure of 250 kPa. Show the process in a P-V diagram and find both the work and heat transfer in the process.

Solution :

Process: $T = C$ & ideal gas $\Rightarrow PV = mRT = \text{constant}$

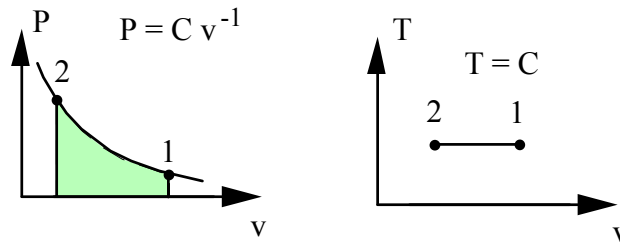
$${}_1W_2 = \int P dV = \int \frac{mRT}{V} dV = mRT \ln \frac{V_2}{V_1} = mRT \ln \frac{P_1}{P_2}$$

$$= 0.1 \times 0.287 \times 300 \ln (100 / 250) = -7.89 \text{ kJ}$$

$$\text{since } T_1 = T_2 \Rightarrow u_2 = u_1$$

The energy equation thus becomes

$${}_1Q_2 = m \times (u_2 - u_1) + {}_1W_2 = {}_1W_2 = -7.89 \text{ kJ}$$



5.104

Oxygen at 300 kPa, 100°C is in a piston/cylinder arrangement with a volume of 0.1 m³. It is now compressed in a polytropic process with exponent, $n = 1.2$, to a final temperature of 200°C. Calculate the heat transfer for the process.

Solution:

Continuity: $m_2 = m_1$

Energy Eq.5.11: $m(u_2 - u_1) = {}_1Q_2 - {}_1W_2$

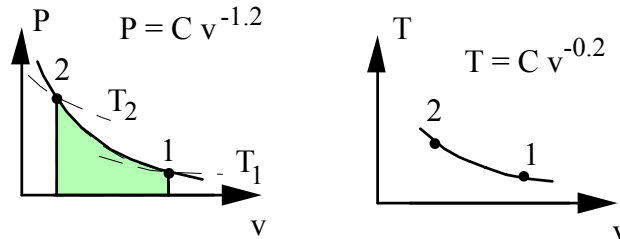
State 1: T_1 , P_1 & ideal gas, small change in T , so use Table A.5

$$\Rightarrow m = \frac{P_1 V_1}{RT_1} = \frac{300 \times 0.1 \text{ m}^3}{0.25983 \times 373.15} = 0.309 \text{ kg}$$

Process: $PV^n = \text{constant}$

$$\begin{aligned} {}_1W_2 &= \frac{1}{1-n} (P_2 V_2 - P_1 V_1) = \frac{mR}{1-n} (T_2 - T_1) = \frac{0.309 \times 0.25983}{1 - 1.2} (200 - 100) \\ &= -40.2 \text{ kJ} \end{aligned}$$

$$\begin{aligned} {}_1Q_2 &= m(u_2 - u_1) + {}_1W_2 \cong mC_v(T_2 - T_1) + {}_1W_2 \\ &= 0.3094 \times 0.662 (200 - 100) - 40.2 = \mathbf{-19.7 \text{ kJ}} \end{aligned}$$



5.105

A piston/cylinder contains 0.001 m^3 air at 300 K , 150 kPa . The air is now compressed in a process in which $P V^{1.25} = C$ to a final pressure of 600 kPa . Find the work performed by the air and the heat transfer.

Solution:

C.V. Air. This is a control mass, values from Table A.5 are used.

$$\text{Continuity: } m_2 = m_1$$

$$\text{Energy Eq.5.11: } m(u_2 - u_1) = {}_1Q_2 - {}_1W_2$$

$$\text{Process: } P V^{1.25} = \text{const.}$$

$$\text{State 2: } V_2 = V_1 (P_1/P_2)^{1/1.25} = 0.00033 \text{ m}^3$$

$$T_2 = T_1 P_2 V_2 / (P_1 V_1) = 300 \frac{600 \times 0.00033}{150 \times 0.001} = 395.85 \text{ K}$$

$${}_1W_2 = \frac{1}{n-1} (P_2 V_2 - P_1 V_1) = \frac{1}{1.25-1} (600 \times 0.00033 - 150 \times 0.001) = -0.192 \text{ kJ}$$

$$\begin{aligned} {}_1Q_2 &= m(u_2 - u_1) + {}_1W_2 = \frac{P_1 V_1}{RT_1} C_v (T_2 - T_1) + {}_1W_2 \\ &= 0.001742 \times 0.717 \times 95.85 - 0.192 = -0.072 \text{ kJ} \end{aligned}$$

5.106

Helium gas expands from 125 kPa, 350 K and 0.25 m³ to 100 kPa in a polytropic process with $n = 1.667$. How much heat transfer is involved?

Solution:

C.V. Helium gas, this is a control mass.

$$\text{Energy equation: } m(u_2 - u_1) = {}_1Q_2 - {}_1W_2$$

$$\text{Process equation: } PV^n = \text{constant} = P_1 V_1^n = P_2 V_2^n$$

$$\text{Ideal gas (A.5): } m = PV/RT = \frac{125 \times 0.25}{2.0771 \times 350} = 0.043 \text{ kg}$$

Solve for the volume at state 2

$$V_2 = V_1 (P_1/P_2)^{1/n} = 0.25 \times \left(\frac{125}{100}\right)^{0.6} = 0.2852 \text{ m}^3$$

$$T_2 = T_1 P_2 V_2 / (P_1 V_1) = 350 \frac{100 \times 0.2852}{125 \times 0.25} = 319.4 \text{ K}$$

Work from Eq.4.4

$${}_1W_2 = \frac{P_2 V_2 - P_1 V_1}{1-n} = \frac{100 \times 0.2852 - 125 \times 0.25}{1 - 1.667} \text{ kPa m}^3 = 4.09 \text{ kJ}$$

Use specific heat from Table A.5 to evaluate $u_2 - u_1$, $C_v = 3.116 \text{ kJ/kg K}$

$$\begin{aligned} {}_1Q_2 &= m(u_2 - u_1) + {}_1W_2 = m C_v (T_2 - T_1) + {}_1W_2 \\ &= 0.043 \times 3.116 \times (319.4 - 350) + 4.09 = \mathbf{-0.01 \text{ kJ}} \end{aligned}$$

5.107

A piston/cylinder in a car contains 0.2 L of air at 90 kPa, 20°C, shown in Fig. P5.107. The air is compressed in a quasi-equilibrium polytropic process with polytropic exponent $n = 1.25$ to a final volume six times smaller. Determine the final pressure, temperature, and the heat transfer for the process.

Solution:

C.V. Air. This is a control mass going through a polytropic process.

$$\text{Continuity:} \quad m_2 = m_1$$

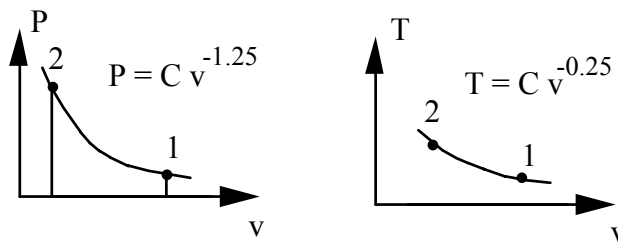
$$\text{Energy Eq.5.11:} \quad m(u_2 - u_1) = {}_1Q_2 - {}_1W_2$$

$$\text{Process:} \quad Pv^n = \text{const.}$$

$$P_1 v_1^n = P_2 v_2^n \Rightarrow P_2 = P_1 (v_1/v_2)^n = 90 \times 6^{1.25} = \mathbf{845.15 \text{ kPa}}$$

$$\text{Substance ideal gas:} \quad Pv = RT$$

$$T_2 = T_1 (P_2 v_2 / P_1 v_1) = 293.15 (845.15 / 90 \times 6) = \mathbf{458.8 \text{ K}}$$



$$m = \frac{PV}{RT} = \frac{90 \times 0.2 \times 10^{-3}}{0.287 \times 293.15} = 2.14 \times 10^{-4} \text{ kg}$$

The work is integrated as in Eq.4.4

$$\begin{aligned} {}_1W_2 &= \int P dv = \frac{1}{1-n} (P_2 v_2 - P_1 v_1) = \frac{R}{1-n} (T_2 - T_1) \\ &= \frac{0.287}{1-1.25} (458.8 - 293.15) = -190.17 \text{ kJ/kg} \end{aligned}$$

The energy equation with values of u from Table A.7 is

$${}_1Q_2 = u_2 - u_1 + {}_1W_2 = 329.4 - 208.03 - 190.17 = -68.8 \text{ kJ/kg}$$

$${}_1Q_2 = m {}_1Q_2 = \mathbf{-0.0147 \text{ kJ}} \quad (\text{i.e a heat loss})$$

5.108

A piston/cylinder has nitrogen gas at 750 K and 1500 kPa. Now it is expanded in a polytropic process with $n = 1.2$ to $P = 750$ kPa. Find the final temperature, the specific work and specific heat transfer in the process.

C.V. Nitrogen. This is a control mass going through a polytropic process.

Continuity: $m_2 = m_1$

Energy Eq.5.11: $m(u_2 - u_1) = {}_1Q_2 - {}_1W_2$

Process: $Pv^n = \text{constant}$

Substance ideal gas: $Pv = RT$

$$T_2 = T_1 (P_2/P_1)^{\frac{n-1}{n}} = 750 \left(\frac{750}{1500} \right)^{\frac{0.2}{1.2}} = 750 \times 0.8909 = \mathbf{668 \text{ K}}$$

The work is integrated as in Eq.4.4

$$\begin{aligned} {}_1w_2 &= \int P dv = \frac{1}{1-n} (P_2 v_2 - P_1 v_1) = \frac{R}{1-n} (T_2 - T_1) \\ &= \frac{0.2968}{1-1.2} (668 - 750) = \mathbf{121.7 \text{ kJ/kg}} \end{aligned}$$

The energy equation with values of u from Table A.8 is

$${}_1q_2 = u_2 - u_1 + {}_1w_2 = 502.8 - 568.45 + 121.7 = \mathbf{56.0 \text{ kJ/kg}}$$

If constant specific heat is used from Table A.5

$${}_1q_2 = C(T_2 - T_1) + {}_1w_2 = 0.745(668 - 750) + 121.7 = \mathbf{60.6 \text{ kJ/kg}}$$

5.109

A piston/cylinder arrangement of initial volume 0.025 m^3 contains saturated water vapor at 180°C . The steam now expands in a polytropic process with exponent $n = 1$ to a final pressure of 200 kPa , while it does work against the piston. Determine the heat transfer in this process.

Solution:

C.V. Water. This is a control mass.

State 1: Table B.1.1 $P = 1002.2 \text{ kPa}$, $v_1 = 0.19405 \text{ m}^3/\text{kg}$, $u_1 = 2583.7 \text{ kJ/kg}$,

$$m = V/v_1 = 0.025/0.19405 = 0.129 \text{ kg}$$

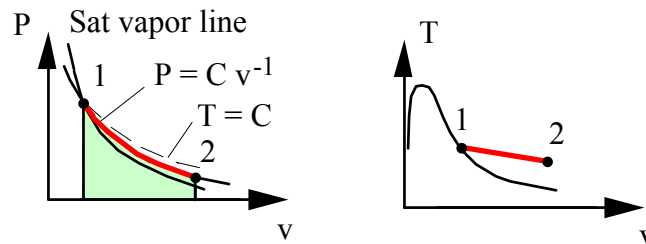
Process: $Pv = \text{const.} = P_1v_1 = P_2v_2$; polytropic process $n = 1$.

$$\Rightarrow v_2 = v_1 P_1/P_2 = 0.19405 \times 1002.1/200 = 0.9723 \text{ m}^3/\text{kg}$$

State 2: $P_2, v_2 \Rightarrow$ Table B.1.3 $T_2 \cong 155^\circ\text{C}$, $u_2 = 2585 \text{ kJ/kg}$

$${}_1W_2 = \int Pdv = P_1 v_1 \ln \frac{v_2}{v_1} = 1002.2 \times 0.025 \ln \frac{0.9723}{0.19405} = 40.37 \text{ kJ}$$

$${}_1Q_2 = m(u_2 - u_1) + {}_1W_2 = 0.129(2585 - 2583.7) + 40.37 = \mathbf{40.54 \text{ kJ}}$$



Notice T drops, it is not an ideal gas.

5.110

Air is expanded from 400 kPa, 600 K in a polytropic process to 150 kPa, 400 K in a piston cylinder arrangement. Find the polytropic exponent n and the work and heat transfer per kg air using constant heat capacity from A.5.

Solution:

$$\text{Process: } P_1 V_1^n = P_2 V_2^n$$

$$\text{Ideal gas: } PV = RT \Rightarrow V = RT/P$$

$$\ln \frac{P_1}{P_2} = \ln (V_2 / V_1)^n = n \ln (V_2 / V_1) = n \ln \left[\frac{T_2}{P_2} \times \frac{P_1}{T_1} \right]$$

$$n = \ln \frac{P_1}{P_2} / \ln \left[\frac{P_1}{P_2} \times \frac{T_2}{T_1} \right] = \ln \frac{400}{150} / \ln \left[\frac{400}{600} \times \frac{400}{150} \right] = 1.7047$$

The work integral is from Eq.4.4

$${}_1W_2 = \int P dV = \frac{R}{1-n} (T_2 - T_1) = \frac{0.287}{-0.7047} (400 - 600) = 81.45 \text{ kJ/kg}$$

Energy equation from Eq.5.11

$${}_1q_2 = u_2 - u_1 + {}_1w_2 = C_v(T_2 - T_1) + {}_1w_2 = 0.717 (400-600) + 81.45$$

$$= \mathbf{-61.95 \text{ kJ/kg}}$$

5.111

A piston/cylinder has 1 kg propane gas at 700 kPa, 40°C. The piston cross-sectional area is 0.5 m², and the total external force restraining the piston is directly proportional to the cylinder volume squared. Heat is transferred to the propane until its temperature reaches 700°C. Determine the final pressure inside the cylinder, the work done by the propane, and the heat transfer during the process.

Solution:

C.V. The 1 kg of propane.

$$\text{Energy Eq.5.11: } m(u_2 - u_1) = {}_1Q_2 - {}_1W_2$$

$$\text{Process: } P = P_{\text{ext}} = CV^2 \Rightarrow PV^{-2} = \text{constant, polytropic } n = -2$$

Ideal gas: $PV = mRT$, and process yields

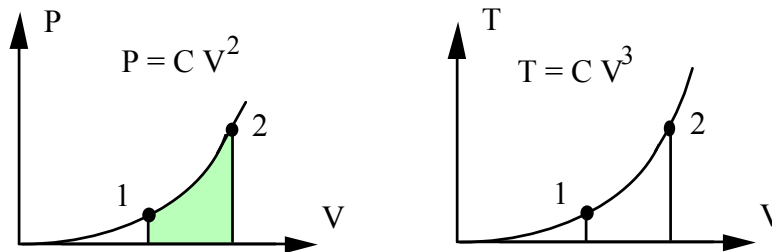
$$P_2 = P_1(T_2/T_1)^{\frac{n}{n-1}} = 700 \left(\frac{700+273.15}{40+273.15} \right)^{2/3} = \mathbf{1490.7 \text{ kPa}}$$

The work is integrated as Eq.4.4

$$\begin{aligned} {}_1W_2 &= \int_1^2 PdV = \frac{P_2V_2 - P_1V_1}{1-n} = \frac{mR(T_2 - T_1)}{1-n} \\ &= \frac{1 \times 0.18855 \times (700 - 40)}{1 - (-2)} = \mathbf{41.48 \text{ kJ}} \end{aligned}$$

The energy equation with specific heat from Table A.5 becomes

$$\begin{aligned} {}_1Q_2 &= m(u_2 - u_1) + {}_1W_2 = mC_v(T_2 - T_1) + {}_1W_2 \\ &= 1 \times 1.490 \times (700 - 40) + 41.48 = \mathbf{1024.9 \text{ kJ}} \end{aligned}$$



5.112

An air pistol contains compressed air in a small cylinder, shown in Fig. P5.112. Assume that the volume is 1 cm^3 , pressure is 1 MPa , and the temperature is 27°C when armed. A bullet, $m = 15 \text{ g}$, acts as a piston initially held by a pin (trigger); when released, the air expands in an isothermal process ($T = \text{constant}$). If the air pressure is 0.1 MPa in the cylinder as the bullet leaves the gun, find

- The final volume and the mass of air.
- The work done by the air and work done on the atmosphere.
- The work to the bullet and the bullet exit velocity.

Solution:

C.V. Air.

$$\text{Air ideal gas: } m_{\text{air}} = P_1 V_1 / RT_1 = 1000 \times 10^{-6} / (0.287 \times 300) = \mathbf{1.17 \times 10^{-5} \text{ kg}}$$

$$\text{Process: } PV = \text{const} = P_1 V_1 = P_2 V_2 \Rightarrow V_2 = V_1 P_1 / P_2 = \mathbf{10 \text{ cm}^3}$$

$${}_1W_2 = \int P dV = \int \frac{P_1 V_1}{V} dV = P_1 V_1 \ln(V_2 / V_1) = \mathbf{2.303 \text{ J}}$$

$${}_1W_{2,\text{ATM}} = P_0(V_2 - V_1) = 101 \times (10 - 1) \times 10^{-6} \text{ kJ} = \mathbf{0.909 \text{ J}}$$

$$W_{\text{bullet}} = {}_1W_2 - {}_1W_{2,\text{ATM}} = 1.394 \text{ J} = \frac{1}{2} m_{\text{bullet}} (V_{\text{exit}})^2$$

$$V_{\text{exit}} = (2W_{\text{bullet}} / m_B)^{1/2} = (2 \times 1.394 / 0.015)^{1/2} = \mathbf{13.63 \text{ m/s}}$$

5.113

A spherical balloon contains 2 kg of R-22 at 0°C, 30% quality. This system is heated until the pressure in the balloon reaches 600 kPa. For this process, it can be assumed that the pressure in the balloon is directly proportional to the balloon diameter. How does pressure vary with volume and what is the heat transfer for the process?

Solution:

C.V. R-22 which is a control mass.

$$m_2 = m_1 = m ;$$

$$\text{Energy Eq.5.11: } m(u_2 - u_1) = {}_1Q_2 - {}_1W_2$$

State 1: 0°C, x = 0.3. Table B.4.1 gives $P_1 = 497.6$ kPa

$$v_1 = 0.000778 + 0.3 \times 0.04636 = 0.014686 \text{ m}^3/\text{kg}$$

$$u_1 = 44.2 + 0.3 \times 182.3 = 98.9 \text{ kJ/kg}$$

Process: $P \propto D$, $V \propto D^3 \Rightarrow PV^{-1/3} = \text{constant}$, polytropic $n = -1/3$.

$$\Rightarrow V_2 = mv_2 = V_1 (P_2/P_1)^3 = mv_1 (P_2/P_1)^3$$

$$v_2 = v_1 (P_2/P_1)^3 = 0.014686 \times (600 / 497.6)^3 = 0.02575 \text{ m}^3/\text{kg}$$

State 2: $P_2 = 600$ kPa, process : $v_2 = 0.02575 \rightarrow$ Table B.4.1

$$x_2 = 0.647, \quad u_2 = 165.8 \text{ kJ/kg}$$

$${}_1W_2 = \int P dV = \frac{P_2V_2 - P_1V_1}{1 - n} = \frac{600 \times 0.05137 - 498 \times 0.02937}{1 - (-1/3)} = 12.1 \text{ kJ}$$

$${}_1Q_2 = m(u_2 - u_1) + {}_1W_2 = 2(165.8 - 98.9) + 12.1 = \mathbf{145.9 \text{ kJ}}$$

5.114

Calculate the heat transfer for the process described in Problem 4.55.

Consider a piston cylinder with 0.5 kg of R-134a as saturated vapor at -10°C . It is now compressed to a pressure of 500 kPa in a polytropic process with $n = 1.5$. Find the final volume and temperature, and determine the work done during the process.

Solution:

Take CV as the R-134a which is a control mass

$$\text{Continuity: } m_2 = m_1 = m; \quad \text{Energy: } m(u_2 - u_1) = {}_1Q_2 - {}_1W_2$$

Process: $Pv^{1.5} = \text{constant}$. Polytropic process with $n = 1.5$

$$1: (T, x) \quad P = P_{\text{sat}} = 201.7 \text{ kPa} \quad \text{from Table B.5.1}$$

$$v_1 = 0.09921 \text{ m}^3/\text{kg}, \quad u_1 = 372.27 \text{ kJ/kg}$$

$$2: (P, \text{ process}) \quad v_2 = v_1 (P_1/P_2)^{(1/1.5)} = 0.09921 \times (201.7/500)^{0.667} = 0.05416$$

=> Table B.5.2 superheated vapor, $T_2 = 79^{\circ}\text{C}$,

$$u_2 = 440.9 \text{ kJ/kg}$$

Process gives $P = C v^{(-1.5)}$, which is integrated for the work term, Eq.4.4

$${}_1W_2 = \int P \, dV = m(P_2v_2 - P_1v_1)/(1-1.5)$$

$$= -2 \times 0.5 \times (500 \times 0.05416 - 201.7 \times 0.09921) = -7.07 \text{ kJ}$$

$${}_1Q_2 = m(u_2 - u_1) + {}_1W_2 = 0.5(440.9 - 372.27) + (-7.07) = 27.25 \text{ kJ}$$

5.115

A piston/cylinder setup contains argon gas at 140 kPa, 10°C, and the volume is 100 L. The gas is compressed in a polytropic process to 700 kPa, 280°C. Calculate the heat transfer during the process.

Solution:

Find the final volume, then knowing P_1 , V_1 , P_2 , V_2 the polytropic exponent can be determined. Argon is an ideal monatomic gas (C_v is constant).

$$V_2 = V_1 \times \frac{P_1}{P_2} \frac{T_2}{T_1} = 0.1 \times \frac{140}{700} \frac{553.15}{283.15} = \mathbf{0.0391 \text{ m}^3}$$

$$P_1 V_1^n = P_2 V_2^n \quad \Rightarrow \quad n = \ln\left(\frac{P_2}{P_1}\right) / \ln\left(\frac{V_1}{V_2}\right) = \frac{1.6094}{0.939} = 1.714$$

$${}_1W_2 = \int P dV = \frac{P_2 V_2 - P_1 V_1}{1 - n} = \frac{700 \times 0.0391 - 140 \times 0.1}{1 - 1.714} = \mathbf{-18.73 \text{ kJ}}$$

$$m = P_1 V_1 / RT_1 = 140 \times 0.1 / (0.20813 \times 283.15) = \mathbf{0.2376 \text{ kg}}$$

$$\begin{aligned} {}_1Q_2 &= m(u_2 - u_1) + {}_1W_2 = mC_v(T_2 - T_1) + {}_1W_2 \\ &= 0.2376 \times 0.3122 (280 - 10) - 18.73 = \mathbf{1.3 \text{ kJ}} \end{aligned}$$

Energy Equation in Rate Form

5.116


A crane lifts a load of 450 kg vertically up with a power input of 1 kW. How fast can the crane lift the load?

Solution :

Power is force times rate of displacement

$$\dot{W} = F \cdot \mathbf{V} = mg \cdot \mathbf{V}$$

$$\mathbf{V} = \frac{\dot{W}}{mg} = \frac{1000}{450 \times 9.806} \frac{\text{W}}{\text{N}} = \mathbf{0.227 \text{ m/s}}$$



5.117

A computer in a closed room of volume 200 m^3 dissipates energy at a rate of 10 kW . The room has 50 kg wood, 25 kg steel and air, with all material at 300 K , 100 kPa . Assuming all the mass heats up uniformly, how long will it take to increase the temperature 10°C ?

Solution:

C.V. Air, wood and steel. $m_2 = m_1$; no work

Energy Eq.5.11: $U_2 - U_1 = {}_1Q_2 = \dot{Q}\Delta t$

The total volume is nearly all air, but we can find volume of the solids.

$$V_{\text{wood}} = m/\rho = 50/510 = 0.098 \text{ m}^3; \quad V_{\text{steel}} = 25/7820 = 0.003 \text{ m}^3$$

$$V_{\text{air}} = 200 - 0.098 - 0.003 = 199.899 \text{ m}^3$$

$$m_{\text{air}} = PV/RT = 101.325 \times 199.899 / (0.287 \times 300) = 235.25 \text{ kg}$$

We do not have a u table for steel or wood so use heat capacity from A.3.

$$\begin{aligned} \Delta U &= [m_{\text{air}} C_v + m_{\text{wood}} C_v + m_{\text{steel}} C_v] \Delta T \\ &= (235.25 \times 0.717 + 50 \times 1.38 + 25 \times 0.46) 10 \\ &= 1686.7 + 690 + 115 = 2492 \text{ kJ} = \dot{Q} \times \Delta t = 10 \text{ kW} \times \Delta t \\ \Rightarrow \Delta t &= 2492/10 = \mathbf{249.2 \text{ sec} = 4.2 \text{ minutes}} \end{aligned}$$

5.118

The rate of heat transfer to the surroundings from a person at rest is about 400 kJ/h. Suppose that the ventilation system fails in an auditorium containing 100 people. Assume the energy goes into the air of volume 1500 m³ initially at 300 K and 101 kPa. Find the rate (degrees per minute) of the air temperature change.

Solution:

$$\dot{Q} = n \dot{q} = 100 \times 400 = \mathbf{40000 \text{ kJ/h} = 666.7 \text{ kJ/min}}$$

$$\frac{dE_{\text{air}}}{dt} = \dot{Q} = m_{\text{air}} C_v \frac{dT_{\text{air}}}{dt}$$

$$m_{\text{air}} = PV/RT = 101 \times 1500 / 0.287 \times 300 = 1759.6 \text{ kg}$$

$$\frac{dT_{\text{air}}}{dt} = \dot{Q} / m C_v = 666.7 / (1759.6 \times 0.717) = \mathbf{0.53^\circ\text{C/min}}$$

5.119

A piston/cylinder of cross sectional area 0.01 m^2 maintains constant pressure. It contains 1 kg water with a quality of 5% at 150°C . If we heat so 1 g/s liquid turns into vapor what is the rate of heat transfer needed?

Solution:

Control volume the water.

Continuity Eq.: $m_{\text{tot}} = \text{constant} = m_{\text{vapor}} + m_{\text{liq}}$

on a rate form: $\dot{m}_{\text{tot}} = 0 = \dot{m}_{\text{vapor}} + \dot{m}_{\text{liq}} \Rightarrow \dot{m}_{\text{liq}} = -\dot{m}_{\text{vapor}}$

$V_{\text{vapor}} = m_{\text{vapor}} v_g$, $V_{\text{liq}} = m_{\text{liq}} v_f$

$V_{\text{tot}} = V_{\text{vapor}} + V_{\text{liq}}$

$$\begin{aligned}\dot{V}_{\text{tot}} &= \dot{V}_{\text{vapor}} + \dot{V}_{\text{liq}} = \dot{m}_{\text{vapor}} v_g + \dot{m}_{\text{liq}} v_f \\ &= \dot{m}_{\text{vapor}} (v_g - v_f) = \dot{m}_{\text{vapor}} v_{fg}\end{aligned}$$

$$\begin{aligned}\dot{W} &= P\dot{V} = P \dot{m}_{\text{vapor}} v_{fg} \\ &= 475.9 \times 0.001 \times 0.39169 = \mathbf{0.1864 \text{ kW} = 186 \text{ W}}\end{aligned}$$

5.121

A steam generating unit heats saturated liquid water at constant pressure of 200 kPa in a piston cylinder. If 1.5 kW of power is added by heat transfer find the rate (kg/s) of saturated vapor that is made.

Solution:

Energy equation on a rate form making saturated vapor from saturated liquid

$$\dot{U} = (\dot{m}u) = \dot{m}\Delta u = \dot{Q} - \dot{W} = \dot{Q} - P\dot{V} = \dot{Q} - P\dot{m}\Delta v$$

$$\dot{m}(\Delta u + \Delta vP) = \dot{Q} = \dot{m}\Delta h = \dot{m}h_{fg}$$

$$\dot{m} = \dot{Q} / h_{fg} = 1500 / 2201.96 = \mathbf{0.681 \text{ kg/s}}$$

5.122

A small elevator is being designed for a construction site. It is expected to carry four 75-kg workers to the top of a 100-m tall building in less than 2 min. The elevator cage will have a counterweight to balance its mass. What is the smallest size (power) electric motor that can drive this unit?

Solution:

$$m = 4 \times 75 = 300 \text{ kg}; \quad \Delta Z = 100 \text{ m}; \quad \Delta t = 2 \text{ minutes}$$

$$-\dot{W} = \dot{\Delta PE} = mg \frac{\Delta Z}{\Delta t} = \frac{300 \times 9.807 \times 100}{1000 \times 2 \times 60} = \mathbf{2.45 \text{ kW}}$$

5.123

As fresh poured concrete hardens, the chemical transformation releases energy at a rate of 2 W/kg. Assume the center of a poured layer does not have any heat loss and that it has an average heat capacity of 0.9 kJ/kg K. Find the temperature rise during 1 hour of the hardening (curing) process.

Solution:

$$\dot{U} = (\dot{m}u) = mC_V\dot{T} = \dot{Q} = m\dot{q}$$

$$\dot{T} = \dot{q}/C_V = 2 \times 10^{-3} / 0.9$$

$$= 2.222 \times 10^{-3} \text{ } ^\circ\text{C}/\text{sec}$$

$$\Delta T = \dot{T}\Delta t = 2.222 \times 10^{-3} \times 3600 = 8 \text{ } ^\circ\text{C}$$



5.124

A 100 Watt heater is used to melt 2 kg of solid ice at -10°C to liquid at $+5^{\circ}\text{C}$ at a constant pressure of 150 kPa.

- Find the change in the total volume of the water.
- Find the energy the heater must provide to the water.
- Find the time the process will take assuming uniform T in the water.

Solution:

Take CV as the 2 kg of water. $m_2 = m_1 = m$;

Energy Eq.5.11 $m(u_2 - u_1) = {}_1Q_2 - {}_1W_2$

State 1: Compressed solid, take sat. solid at same temperature.

$$v = v_i(-10) = 0.0010891 \text{ m}^3/\text{kg}, \quad h = h_i = -354.09 \text{ kJ/kg}$$

State 2: Compressed liquid, take sat. liquid at same temperature

$$v = v_f = 0.001, \quad h = h_f = 20.98 \text{ kJ/kg}$$

Change in volume:

$$V_2 - V_1 = m(v_2 - v_1) = 2(0.001 - 0.0010891) = \mathbf{0.000178 \text{ m}^3}$$

Work is done while piston moves at constant pressure, so we get

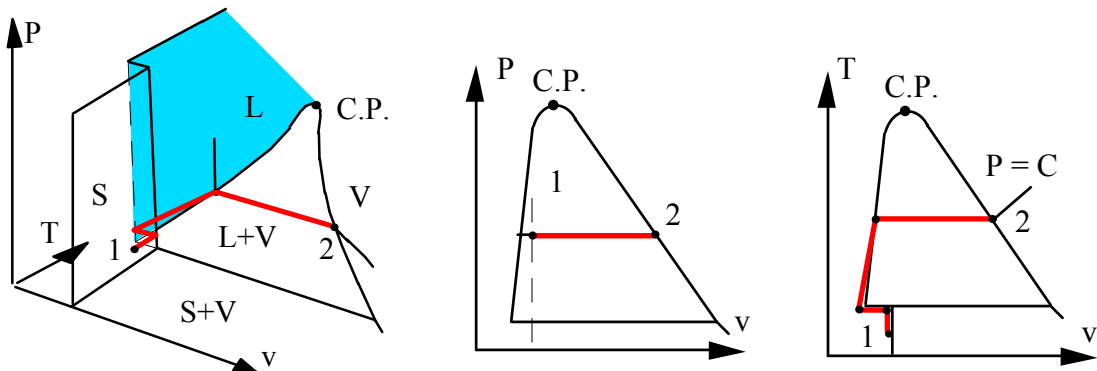
$${}_1W_2 = \int P \, dV = \text{area} = P(V_2 - V_1) = -150 \times 0.000178 = -0.027 \text{ kJ} = -27 \text{ J}$$

Heat transfer is found from energy equation

$${}_1Q_2 = m(u_2 - u_1) + {}_1W_2 = m(h_2 - h_1) = 2 \times [20.98 - (-354.09)] = \mathbf{750 \text{ kJ}}$$

The elapsed time is found from the heat transfer and the rate of heat transfer

$$t = {}_1Q_2 / \dot{Q} = (750/100) 1000 = 7500 \text{ s} = \mathbf{125 \text{ min} = 2 \text{ h } 5 \text{ min}}$$



5.125

Water is in a piston cylinder maintaining constant P at 700 kPa, quality 90% with a volume of 0.1 m^3 . A heater is turned on heating the water with 2.5 kW. What is the rate of mass (kg/s) vaporizing?

Solution:

Control volume water.

$$\text{Continuity Eq.: } m_{\text{tot}} = \text{constant} = m_{\text{vapor}} + m_{\text{liq}}$$

$$\text{on a rate form: } \dot{m}_{\text{tot}} = 0 = \dot{m}_{\text{vapor}} + \dot{m}_{\text{liq}} \Rightarrow \dot{m}_{\text{liq}} = -\dot{m}_{\text{vapor}}$$

$$\text{Energy equation: } \dot{U} = \dot{Q} - \dot{W} = \dot{m}_{\text{vapor}} u_{\text{fg}} = \dot{Q} - P \dot{m}_{\text{vapor}} v_{\text{fg}}$$

Rearrange to solve for \dot{m}_{vapor}

$$\dot{m}_{\text{vapor}} (u_{\text{fg}} + P v_{\text{fg}}) = \dot{m}_{\text{vapor}} h_{\text{fg}} = \dot{Q}$$

$$\dot{m}_{\text{vapor}} = \dot{Q}/h_{\text{fg}} = \frac{2.5 \text{ kW}}{2066.3 \text{ kJ/kg}} = \mathbf{0.0012 \text{ kg/s}}$$

Review Problems

5.126

Ten kilograms of water in a piston/cylinder setup with constant pressure is at 450°C and a volume of 0.633 m³. It is now cooled to 20°C. Show the P - v diagram and find the work and heat transfer for the process.

Solution:

C.V. The 10 kg water.

$$\text{Energy Eq.5.11: } m(u_2 - u_1) = {}_1Q_2 - {}_1W_2$$

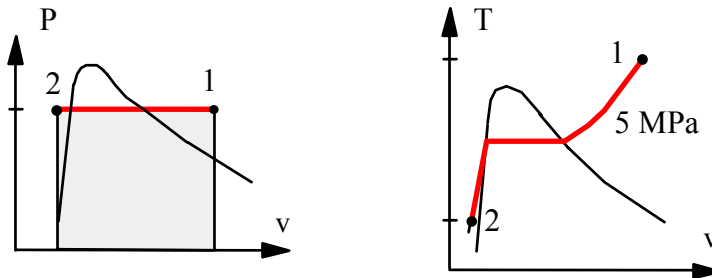
$$\text{Process: } P = C \quad \Rightarrow \quad {}_1W_2 = mP(v_2 - v_1)$$

$$\text{State 1: } (T, v_1 = 0.633/10 = 0.0633 \text{ m}^3/\text{kg}) \quad \text{Table B.1.3}$$

$$P_1 = 5 \text{ MPa}, \quad h_1 = 3316.2 \text{ kJ/kg}$$

$$\text{State 2: } (P = P = 5 \text{ MPa}, 20^\circ\text{C}) \Rightarrow \text{Table B.1.4}$$

$$v_2 = 0.0009995 \text{ m}^3/\text{kg}; \quad h_2 = 88.65 \text{ kJ/kg}$$



The work from the process equation is found as

$${}_1W_2 = 10 \times 5000 \times (0.0009995 - 0.0633) = \mathbf{-3115 \text{ kJ}}$$

The heat transfer from the energy equation is

$${}_1Q_2 = m(u_2 - u_1) + {}_1W_2 = m(h_2 - h_1)$$

$${}_1Q_2 = 10 \times (88.65 - 3316.2) = \mathbf{-32276 \text{ kJ}}$$

5.127

Consider the system shown in Fig. P5.127. Tank A has a volume of 100 L and contains saturated vapor R-134a at 30°C. When the valve is cracked open, R-134a flows slowly into cylinder B. The piston mass requires a pressure of 200 kPa in cylinder B to raise the piston. The process ends when the pressure in tank A has fallen to 200 kPa. During this process heat is exchanged with the surroundings such that the R-134a always remains at 30°C. Calculate the heat transfer for the process.

Solution:

C.V. The R-134a. This is a control mass.

$$\text{Continuity Eq.:} \quad m_2 = m_1 = m \quad ;$$

$$\text{Energy Eq.5.11:} \quad m(u_2 - u_1) = {}_1Q_2 - {}_1W_2$$

Process in B: If $V_B > 0$ then $P = P_{\text{float}}$ (piston must move)

$$\Rightarrow {}_1W_2 = \int P_{\text{float}} dV = P_{\text{float}} m(v_2 - v_1)$$

Work done in B against constant external force (equilibrium P in cyl. B)

State 1: 30°C, $x = 1$. Table B.5.1: $v_1 = 0.02671 \text{ m}^3/\text{kg}$, $u_1 = 394.48 \text{ kJ/kg}$

$$m = V/v_1 = 0.1 / 0.02671 = 3.744 \text{ kg}$$

State 2: 30°C, 200 kPa superheated vapor Table B.5.2

$$v_2 = 0.11889 \text{ m}^3/\text{kg}, \quad u_2 = 403.1 \text{ kJ/kg}$$

From the process equation

$${}_1W_2 = P_{\text{float}} m(v_2 - v_1) = 200 \times 3.744 \times (0.11889 - 0.02671) = 69.02 \text{ kJ}$$

From the energy equation

$${}_1Q_2 = m(u_2 - u_1) + {}_1W_2 = 3.744 \times (403.1 - 394.48) + 69.02 = \mathbf{101.3 \text{ kJ}}$$

5.128

Ammonia, NH_3 , is contained in a sealed rigid tank at 0°C , $x = 50\%$ and is then heated to 100°C . Find the final state P_2 , u_2 and the specific work and heat transfer.

Solution:

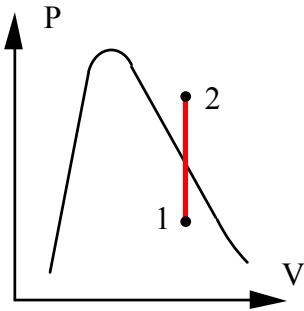
$$\text{Continuity Eq.: } m_2 = m_1 ;$$

$$\text{Energy Eq. 5.11: } E_2 - E_1 = {}_1Q_2 ; \quad ({}_1W_2 = 0)$$

$$\text{Process: } V_2 = V_1 \Rightarrow v_2 = v_1 = 0.001566 + 0.5 \times 0.28783 = 0.14538 \text{ m}^3/\text{kg}$$

Table B.2.2: v_2 & $T_2 \Rightarrow$ between 1000 kPa and 1200 kPa

$$P_2 = 1000 + 200 \frac{0.14538 - 0.17389}{0.14347 - 0.17389} = \mathbf{1187 \text{ kPa}}$$



$$u_2 = 1490.5 + (1485.8 - 1490.5) \times 0.935 \\ = 1485.83 \text{ kJ/kg}$$

$$u_1 = 179.69 + 0.5 \times 1138.3 = 748.84 \text{ kJ/kg}$$

Process equation gives no displacement: ${}_1w_2 = 0$;

The energy equation then gives the heat transfer as

$${}_1q_2 = u_2 - u_1 = 1485.83 - 748.84 = \mathbf{737 \text{ kJ/kg}}$$

5.129

A piston/cylinder contains 1 kg of ammonia at 20°C with a volume of 0.1 m³, shown in Fig. P5.129. Initially the piston rests on some stops with the top surface open to the atmosphere, P_o , so a pressure of 1400 kPa is required to lift it. To what temperature should the ammonia be heated to lift the piston? If it is heated to saturated vapor find the final temperature, volume, and the heat transfer.

Solution:

C.V. Ammonia which is a control mass.

$$m_2 = m_1 = m; \quad m(u_2 - u_1) = {}_1Q_2 - {}_1W_2$$

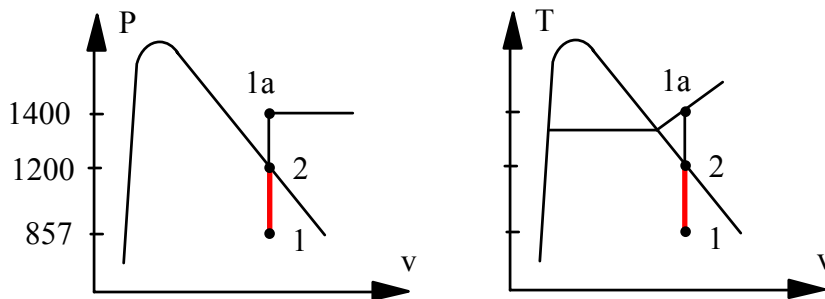
$$\text{State 1: } 20^\circ\text{C}; \quad v_1 = 0.10 < v_g \Rightarrow x_1 = (0.1 - 0.001638)/0.14758 = 0.6665$$

$$u_1 = u_f + x_1 u_{fg} = 272.89 + 0.6665 \times 1059.3 = 978.9 \text{ kJ/kg}$$

Process: Piston starts to lift at state 1a (P_{lift}, v_1)

State 1a: 1400 kPa, v_1 Table B.2.2 (superheated vapor)

$$T_a = 50 + (60 - 50) \frac{0.1 - 0.09942}{0.10423 - 0.09942} = 51.2^\circ\text{C}$$



$$\text{State 2: } x = 1.0, \quad v_2 = v_1 \Rightarrow V_2 = mv_2 = \mathbf{0.1 \text{ m}^3}$$

$$T_2 = 30 + (0.1 - 0.11049) \times 5 / (0.09397 - 0.11049) = \mathbf{33.2^\circ\text{C}}$$

$$u_2 = 1338.7 \text{ kJ/kg}; \quad {}_1W_2 = 0;$$

$${}_1Q_2 = m_1q_2 = m(u_2 - u_1) = 1 (1338.7 - 978.9) = \mathbf{359.8 \text{ kJ/kg}}$$

5.130

A piston held by a pin in an insulated cylinder, shown in Fig. P5.130, contains 2 kg water at 100°C, quality 98%. The piston has a mass of 102 kg, with cross-sectional area of 100 cm², and the ambient pressure is 100 kPa. The pin is released, which allows the piston to move. Determine the final state of the water, assuming the process to be adiabatic.

Solution:

C.V. The water. This is a control mass.

$$\text{Continuity Eq.:} \quad m_2 = m_1 = m \quad ;$$

$$\text{Energy Eq.5.11:} \quad m(u_2 - u_1) = {}_1Q_2 - {}_1W_2$$

$$\text{Process in cylinder:} \quad P = P_{\text{float}} \quad (\text{if piston not supported by pin})$$

$$P_2 = P_{\text{float}} = P_0 + m_p g/A = 100 + \frac{102 \times 9.807}{100 \times 10^{-4} \times 10^3} = 200 \text{ kPa}$$

We thus need one more property for state 2 and we have one equation namely the energy equation. From the equilibrium pressure the work becomes

$${}_1W_2 = \int P_{\text{float}} dV = P_2 m(v_2 - v_1)$$

With this work the energy equation gives per unit mass

$$u_2 - u_1 = {}_1q_2 - {}_1w_2 = 0 - P_2(v_2 - v_1)$$

or with rearrangement to have the unknowns on the left hand side

$$u_2 + P_2 v_2 = h_2 = u_1 + P_2 v_1$$

$$h_2 = u_1 + P_2 v_1 = 2464.8 + 200 \times 1.6395 = 2792.7 \text{ kJ/kg}$$

State 2: (P_2 , h_2) Table B.1.3 => $T_2 \cong 161.75^\circ\text{C}$

5.131

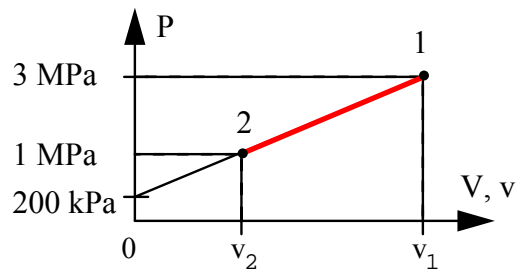
A piston/cylinder arrangement has a linear spring and the outside atmosphere acting on the piston, shown in Fig. P5.131. It contains water at 3 MPa, 400°C with the volume being 0.1 m³. If the piston is at the bottom, the spring exerts a force such that a pressure of 200 kPa inside is required to balance the forces. The system now cools until the pressure reaches 1 MPa. Find the heat transfer for the process.

Solution:

C.V. Water.

$$\text{Continuity Eq.:} \quad m_2 = m_1 = m \quad ;$$

$$\text{Energy Eq.5.11:} \quad m(u_2 - u_1) = {}_1Q_2 - {}_1W_2$$



State 1: Table B.1.3

$$v_1 = 0.09936 \text{ m}^3/\text{kg}, \quad u_1 = 2932.8 \text{ kJ/kg}$$

$$m = V/v_1 = 0.1/0.09936 = 1.006 \text{ kg}$$

Process: Linear spring so P linear in v.

$$P = P_0 + (P_1 - P_0)v/v_1$$

$$v_2 = \frac{(P_2 - P_0)v_1}{P_1 - P_0} = \frac{(1000 - 200)0.09936}{3000 - 200} = 0.02839 \text{ m}^3/\text{kg}$$

$$\text{State 2: } P_2, v_2 \Rightarrow x_2 = (v_2 - 0.001127)/0.19332 = 0.141, \quad T_2 = 179.91^\circ\text{C},$$

$$u_2 = 761.62 + x_2 \times 1821.97 = 1018.58 \text{ kJ/kg}$$

$$\text{Process} \Rightarrow {}_1W_2 = \int PdV = \frac{1}{2} m(P_1 + P_2)(v_2 - v_1)$$

$$= \frac{1}{2} 1.006 (3000 + 1000)(0.02839 - 0.09936) = -142.79 \text{ kJ}$$

Heat transfer from the energy equation

$${}_1Q_2 = m(u_2 - u_1) + {}_1W_2 = 1.006(1018.58 - 2932.8) - 142.79 = \mathbf{-2068.5 \text{ kJ}}$$

5.132

Consider the piston/cylinder arrangement shown in Fig. P5.132. A frictionless piston is free to move between two sets of stops. When the piston rests on the lower stops, the enclosed volume is 400 L. When the piston reaches the upper stops, the volume is 600 L. The cylinder initially contains water at 100 kPa, 20% quality. It is heated until the water eventually exists as saturated vapor. The mass of the piston requires 300 kPa pressure to move it against the outside ambient pressure. Determine the final pressure in the cylinder, the heat transfer and the work for the overall process.

Solution:

C.V. Water. Check to see if piston reaches upper stops.

$$\text{Energy Eq.5.11:} \quad m(u_4 - u_1) = {}_1Q_4 - {}_1W_4$$

Process: If $P < 300$ kPa then $V = 400$ L, line 2-1 and below

If $P > 300$ kPa then $V = 600$ L, line 3-4 and above

If $P = 300$ kPa then $400 \text{ L} < V < 600 \text{ L}$ line 2-3

These three lines are shown in the P-V diagram below and is dictated by the motion of the piston (force balance).

$$\text{State 1: } v_1 = 0.001043 + 0.2 \times 1.693 = 0.33964; \quad m = V_1/v_1 = \frac{0.4}{0.33964} = 1.178 \text{ kg}$$

$$u_1 = 417.36 + 0.2 \times 2088.7 = 835.1 \text{ kJ/kg}$$

$$\text{State 3: } v_3 = \frac{0.6}{1.178} = 0.5095 < v_G = 0.6058 \text{ at } P_3 = 300 \text{ kPa}$$

\Rightarrow Piston does reach upper stops to reach sat. vapor.

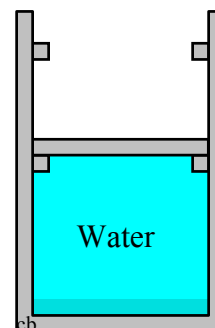
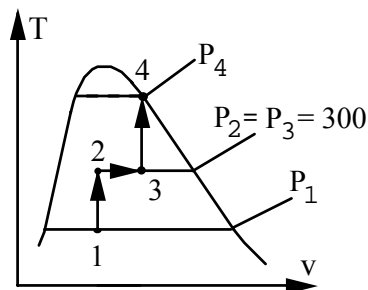
$$\text{State 4: } v_4 = v_3 = 0.5095 \text{ m}^3/\text{kg} = v_G \text{ at } P_4 \text{ From Table B.1.2}$$

$$\Rightarrow P_4 = \mathbf{361 \text{ kPa}}, \quad u_4 = 2550.0 \text{ kJ/kg}$$

$${}_1W_4 = {}_1W_2 + {}_2W_3 + {}_3W_4 = 0 + {}_2W_3 + 0$$

$${}_1W_4 = P_2(V_3 - V_2) = 300 \times (0.6 - 0.4) = \mathbf{60 \text{ kJ}}$$

$${}_1Q_4 = m(u_4 - u_1) + {}_1W_4 = 1.178(2550.0 - 835.1) + 60 = \mathbf{2080 \text{ kJ}}$$



5.133

A piston/cylinder, shown in Fig. P5.133, contains R-12 at -30°C , $x = 20\%$. The volume is 0.2 m^3 . It is known that $V_{\text{stop}} = 0.4\text{ m}^3$, and if the piston sits at the bottom, the spring force balances the other loads on the piston. It is now heated up to 20°C . Find the mass of the fluid and show the P - v diagram. Find the work and heat transfer.

Solution:

C.V. R-12, this is a control mass. Properties in Table B.3

$$\text{Continuity Eq.: } m_2 = m_1$$

$$\text{Energy Eq.5.11: } E_2 - E_1 = m(u_2 - u_1) = {}_1Q_2 - {}_1W_2$$

$$\text{Process: } P = A + BV, \quad V < 0.4\text{ m}^3, \quad A = 0 \quad (\text{at } V = 0, P = 0)$$

$$\text{State 1: } v_1 = 0.000672 + 0.2 \times 0.1587 = 0.0324\text{ m}^3/\text{kg}$$

$$u_1 = 8.79 + 0.2 \times 149.4 = 38.67\text{ kJ/kg}$$

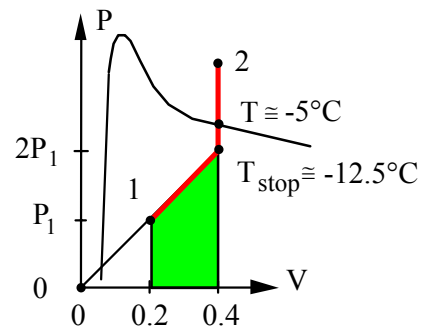
$$m = m_1 = V_1/v_1 = \mathbf{6.17\text{ kg}}$$

System: on line

$$V \leq V_{\text{stop}}$$

$$P_{\text{stop}} = 2P_1 = 200\text{ kPa}$$

$$\text{State stop: } (P, v) \Rightarrow T_{\text{stop}} \cong -12^\circ\text{C}$$



TWO-PHASE STATE

$$\text{Since } T_2 > T_{\text{stop}} \Rightarrow v_2 = v_{\text{stop}} = 0.0648\text{ m}^3/\text{kg}$$

2: (T_2, v_2) Table B.3.2: Interpolate between 200 and 400 kPa

$$P_2 = 292.3\text{ kPa}; \quad u_2 = 181.9\text{ kJ/kg}$$

From the process curve, see also area in P - V diagram, the work is

$${}_1W_2 = \int P dV = \frac{1}{2}(P_1 + P_{\text{stop}})(V_{\text{stop}} - V_1) = \frac{1}{2}(100 + 200)0.2 = \mathbf{30\text{ kJ}}$$

From the energy equation

$${}_1Q_2 = m(u_2 - u_1) + {}_1W_2 = \mathbf{913.5\text{ kJ}}$$

5.134

A piston/cylinder arrangement B is connected to a 1-m³ tank A by a line and valve, shown in Fig. P5.134. Initially both contain water, with A at 100 kPa, saturated vapor and B at 400°C, 300 kPa, 1 m³. The valve is now opened and, the water in both A and B comes to a uniform state.

- Find the initial mass in A and B.
- If the process results in $T_2 = 200^\circ\text{C}$, find the heat transfer and work.

Solution:

C.V.: A + B. This is a control mass.

$$\text{Continuity equation: } m_2 - (m_{A1} + m_{B1}) = 0 ;$$

$$\text{Energy: } m_2 u_2 - m_{A1} u_{A1} - m_{B1} u_{B1} = {}_1Q_2 - {}_1W_2$$

$$\text{System: if } V_B \geq 0 \text{ piston floats } \Rightarrow P_B = P_{B1} = \text{const.}$$

$$\text{if } V_B = 0 \text{ then } P_2 < P_{B1} \text{ and } v = V_A/m_{\text{tot}} \text{ see P-V diagram}$$

$${}_1W_2 = \int P_B dV_B = P_{B1}(V_2 - V_1)_B = P_{B1}(V_2 - V_1)_{\text{tot}}$$

State A1: Table B.1.1, $x = 1$

$$v_{A1} = 1.694 \text{ m}^3/\text{kg}, \quad u_{A1} = 2506.1 \text{ kJ/kg}$$

$$m_{A1} = V_A/v_{A1} = \mathbf{0.5903 \text{ kg}}$$

State B1: Table B.1.2 sup. vapor

$$v_{B1} = 1.0315 \text{ m}^3/\text{kg}, \quad u_{B1} = 2965.5 \text{ kJ/kg}$$

$$m_{B1} = V_{B1}/v_{B1} = \mathbf{0.9695 \text{ kg}}$$

$$m_2 = m_{\text{TOT}} = 1.56 \text{ kg}$$

$$* \text{ At } (T_2, P_{B1}) \quad v_2 = 0.7163 > v_a = V_A/m_{\text{tot}} = 0.641 \text{ so } V_{B2} > 0$$

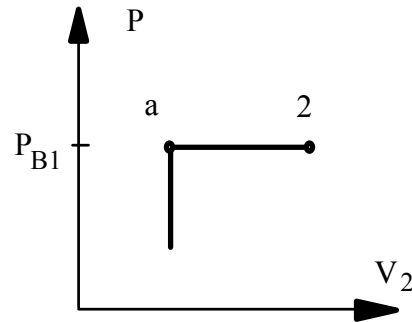
so now state 2: $P_2 = P_{B1} = 300 \text{ kPa}$, $T_2 = 200^\circ\text{C}$

$$\Rightarrow u_2 = 2650.7 \text{ kJ/kg} \quad \text{and} \quad V_2 = m_2 v_2 = 1.56 \times 0.7163 = 1.117 \text{ m}^3$$

(we could also have checked T_a at: 300 kPa, 0.641 m³/kg $\Rightarrow T = 155^\circ\text{C}$)

$${}_1W_2 = P_{B1}(V_2 - V_1) = \mathbf{-264.82 \text{ kJ}}$$

$${}_1Q_2 = m_2 u_2 - m_{A1} u_{A1} - m_{B1} u_{B1} + {}_1W_2 = \mathbf{-484.7 \text{ kJ}}$$



5.135

A small flexible bag contains 0.1 kg ammonia at -10°C and 300 kPa. The bag material is such that the pressure inside varies linear with volume. The bag is left in the sun with an incident radiation of 75 W, losing energy with an average 25 W to the ambient ground and air. After a while the bag is heated to 30°C at which time the pressure is 1000 kPa. Find the work and heat transfer in the process and the elapsed time.

Solution:

Take CV as the Ammonia, constant mass.

Continuity Eq.: $m_2 = m_1 = m$;

Energy Eq.5.11: $m(u_2 - u_1) = {}_1Q_2 - {}_1W_2$

Process: $P = A + BV$ (linear in V)

State 1: Compressed liquid $P > P_{\text{sat}}$, take saturated liquid at same temperature.

$$v_1 = v_f(20) = 0.001002 \text{ m}^3/\text{kg}, \quad u_1 = u_f = 133.96 \text{ kJ/kg}$$

State 2: Table B.2.1 at 30°C : $P < P_{\text{sat}}$ so superheated vapor

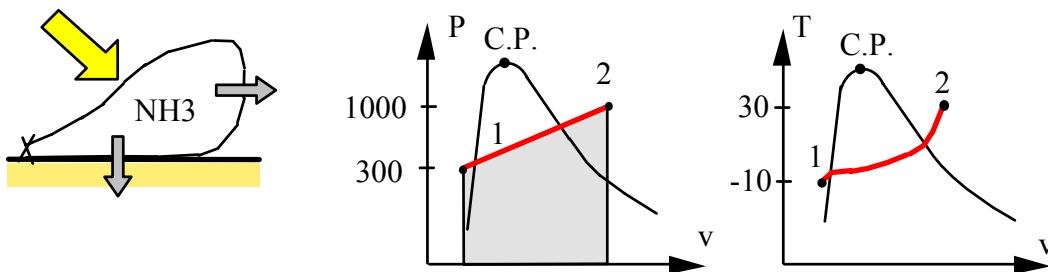
$$v_2 = 0.13206 \text{ m}^3/\text{kg}, \quad u_2 = 1347.1 \text{ kJ/kg}, \quad V_2 = mv_2 = \mathbf{0.0132 \text{ m}^3}$$

Work is done while piston moves at increasing pressure, so we get

$${}_1W_2 = \frac{1}{2}(300 + 1000) \cdot 0.1(0.13206 - 0.001534) = \mathbf{8.484 \text{ kJ}}$$

Heat transfer is found from the energy equation

$$\begin{aligned} {}_1Q_2 &= m(u_2 - u_1) + {}_1W_2 = 0.1(1347.1 - 133.96) + 8.484 \\ &= 121.314 + 8.484 = \mathbf{129.8 \text{ kJ}} \end{aligned}$$



$$\dot{Q}_{\text{net}} = 75 - 25 = 50 \text{ Watts}$$

$$t = {}_1Q_2 / \dot{Q}_{\text{net}} = \frac{129800}{50} = \mathbf{2596 \text{ s} = 43.3 \text{ min}}$$

5.136

Water at 150°C , quality 50% is contained in a cylinder/piston arrangement with initial volume 0.05 m^3 . The loading of the piston is such that the inside pressure is linear with the square root of volume as $P = 100 + CV^{0.5}$ kPa. Now heat is transferred to the cylinder to a final pressure of 600 kPa. Find the heat transfer in the process.

$$\text{Continuity: } m_2 = m_1 \quad \text{Energy: } m(u_2 - u_1) = {}_1Q_2 - {}_1W_2$$

$$\text{State 1: } v_1 = 0.1969, \quad u_1 = 1595.6 \text{ kJ/kg} \quad \Rightarrow \quad m = V/v_1 = 0.254 \text{ kg}$$

$$\text{Process equation } \Rightarrow P_1 - 100 = CV_1^{1/2} \text{ so}$$

$$(V_2/V_1)^{1/2} = (P_2 - 100)/(P_1 - 100)$$

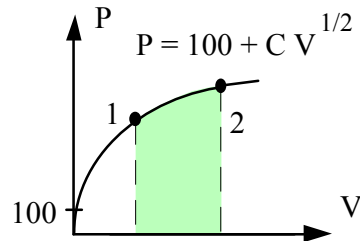
$$V_2 = V_1 \times \left[\frac{P_2 - 100}{P_1 - 100} \right]^2 = 0.05 \times \left[\frac{500}{475.8 - 100} \right]^2 = 0.0885$$

$$\begin{aligned} {}_1W_2 &= \int P dV = \int (100 + CV^{1/2}) dV = 100 \times (V_2 - V_1) + \frac{2}{3} C (V_2^{1.5} - V_1^{1.5}) \\ &= 100(V_2 - V_1)(1 - 2/3) + (2/3)(P_2V_2 - P_1V_1) \end{aligned}$$

$${}_1W_2 = 100(0.0885 - 0.05)/3 + 2(600 \times 0.0885 - 475.8 \times 0.05)/3 = 20.82 \text{ kJ}$$

$$\text{State 2: } P_2, \quad v_2 = V_2/m = 0.3484 \quad \Rightarrow \quad u_2 = 2631.9 \text{ kJ/kg}, \quad T_2 \cong 196^\circ\text{C}$$

$${}_1Q_2 = 0.254 \times (2631.9 - 1595.6) + 20.82 = \mathbf{284 \text{ kJ}}$$



5.137

A 1 m^3 tank containing air at 25°C and 500 kPa is connected through a valve to another tank containing 4 kg of air at 60°C and 200 kPa . Now the valve is opened and the entire system reaches thermal equilibrium with the surroundings at 20°C . Assume constant specific heat at 25°C and determine the final pressure and the heat transfer.

Control volume all the air. Assume air is an ideal gas.

$$\text{Continuity Eq.:} \quad m_2 - m_{A1} - m_{B1} = 0$$

$$\text{Energy Eq.:} \quad U_2 - U_1 = m_2 u_2 - m_{A1} u_{A1} - m_{B1} u_{B1} = {}_1Q_2 - {}_1W_2$$

$$\text{Process Eq.:} \quad V = \text{constant} \quad \Rightarrow \quad {}_1W_2 = 0$$

State 1:

$$m_{A1} = \frac{P_{A1} V_{A1}}{RT_{A1}} = \frac{(500 \text{ kPa})(1 \text{ m}^3)}{(0.287 \text{ kJ/kgK})(298.2 \text{ K})} = 5.84 \text{ kg}$$

$$V_{B1} = \frac{m_{B1} RT_{B1}}{P_{B1}} = \frac{(4 \text{ kg})(0.287 \text{ kJ/kgK})(333.2 \text{ K})}{(200 \text{ kN/m}^2)} = 1.91 \text{ m}^3$$

State 2: $T_2 = 20^\circ\text{C}$, $v_2 = V_2/m_2$

$$m_2 = m_{A1} + m_{B1} = 4 + 5.84 = 9.84 \text{ kg}$$

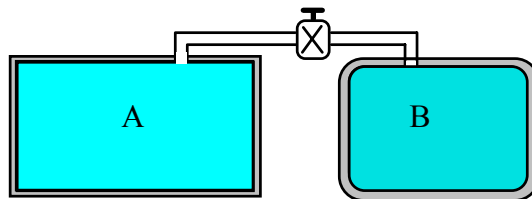
$$V_2 = V_{A1} + V_{B1} = 1 + 1.91 = 2.91 \text{ m}^3$$

$$P_2 = \frac{m_2 RT_2}{V_2} = \frac{(9.84 \text{ kg})(0.287 \text{ kJ/kgK})(293.2 \text{ K})}{2.91 \text{ m}^3} = \mathbf{284.5 \text{ kPa}}$$

Energy Eq. 5.5 or 5.11:

$$\begin{aligned} {}_1Q_2 &= U_2 - U_1 = m_2 u_2 - m_{A1} u_{A1} - m_{B1} u_{B1} \\ &= m_{A1}(u_2 - u_{A1}) + m_{B1}(u_2 - u_{B1}) \\ &= m_{A1} C_{v0}(T_2 - T_{A1}) + m_{B1} C_{v0}(T_2 - T_{B1}) \\ &= 5.84 \times 0.717 (20 - 25) + 4 \times 0.717 (20 - 60) = \mathbf{-135.6 \text{ kJ}} \end{aligned}$$

The air gave energy out.



5.138

A closed cylinder is divided into two rooms by a frictionless piston held in place by a pin, as shown in Fig. P5.138. Room A has 10 L air at 100 kPa, 30°C, and room B has 300 L saturated water vapor at 30°C. The pin is pulled, releasing the piston, and both rooms come to equilibrium at 30°C and as the water is compressed it becomes two-phase. Considering a control mass of the air and water, determine the work done by the system and the heat transfer to the cylinder.

Solution:

C.V. A + B, control mass of constant total volume.

$$\text{Energy equation: } m_A(u_2 - u_1)_A + m_B(u_{B2} - u_{B1}) = {}_1Q_2 - {}_1W_2$$

$$\text{Process equation: } V = C \Rightarrow {}_1W_2 = 0$$

$$T = C \Rightarrow (u_2 - u_1)_A = 0 \text{ (ideal gas)}$$

The pressure on both sides of the piston must be the same at state 2.

$$\text{Since two-phase: } P_2 = P_{g \text{ H}_2\text{O at } 30^\circ\text{C}} = P_{A2} = P_{B2} = 4.246 \text{ kPa}$$

$$\text{Air, I.G.: } P_{A1}V_{A1} = m_A R_A T = P_{A2}V_{A2} = P_{g \text{ H}_2\text{O at } 30^\circ\text{C}} V_{A2}$$

$$\rightarrow V_{A2} = \frac{100 \times 0.01}{4.246} \text{ m}^3 = 0.2355 \text{ m}^3$$

Now the water volume is the rest of the total volume

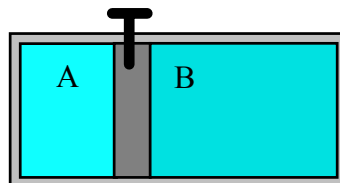
$$V_{B2} = V_{A1} + V_{B1} - V_{A2} = 0.30 + 0.01 - 0.2355 = 0.0745 \text{ m}^3$$

$$m_B = \frac{V_{B1}}{v_{B1}} = \frac{0.3}{32.89} = 9.121 \times 10^{-3} \text{ kg} \Rightarrow v_{B2} = 8.166 \text{ m}^3/\text{kg}$$

$$8.166 = 0.001004 + x_{B2} \times (32.89 - 0.001) \Rightarrow x_{B2} = 0.2483$$

$$u_{B2} = 125.78 + 0.2483 \times 2290.8 = 694.5 \text{ kJ/kg}, u_{B1} = 2416.6 \text{ kJ/kg}$$

$${}_1Q_2 = m_B(u_{B2} - u_{B1}) = 9.121 \times 10^{-3}(694.5 - 2416.6) = \mathbf{-15.7 \text{ kJ}}$$



**SOLUTION MANUAL
ENGLISH UNIT PROBLEMS
CHAPTER 5**

SONNTAG • BORGNAKKE • VAN WYLEN



FUNDAMENTALS
of
Thermodynamics
Sixth Edition

CHAPTER 5

SUBSECTION	PROB NO.
Concept-Study Guide Problems	139-144
Kinetic and Potential Energy	145-147
Properties from General Tables	148-150
Simple Processes	151-157
Multistep Processes and Review Problems	158-162, and 182
Solids and Liquids	164-167
Ideal Gas	168-172, and 163
Polytropic Processes	173-178
Energy equation in Rate Form	179-181

New	5th	SI	New	5th	SI	New	5th	SI
139	new	1	154	new	44	169	121	95
140	new	-	155	112	50	170	new	89 a
141	new	7	156	115	48	171	125	101
142	new	8	157	111	51	172	130	93
143	new	12	158	110	126	173	129	112
144	new	17	159	109	64	174	123	107
145	new	22	160	113	129	175	127	104
146	102	20	161	114	62	176	new	106
147	103	21	162	118	128	177	131	114mod
148	104 mod	32	163	124	85	178	132	115
149	105 mod	30	164	119	78	179	135	122
150	104 mod	-	165	new	77	180	new	125
151	107	37	166	120	76	181	136	117
152	108	38	167	new	81	182	134	138
153	106	39	168	122	97			

Concept Problems**5.139E**

What is 1 cal in english units, what is 1 Btu in ft-lbf?

Look in Table A.1 for the conversion factors under energy

$$1 \text{ Btu} = \mathbf{778.1693 \text{ lbf-ft}}$$

$$1 \text{ cal} = 4.1868 \text{ J} = \frac{4.1868}{1055} \text{ Btu} = \mathbf{0.00397 \text{ Btu} = 3.088 \text{ lbf-ft}}$$

5.140E

Work as $F \Delta x$ has units of lbf-ft, what is that in Btu?

Look in Table A.1 for the conversion factors under energy

$$1 \text{ lbf-ft} = 1.28507 \times 10^{-3} \text{ Btu}$$

5.141E

A 2500 lbm car is accelerated from 25 mi/h to 40 mi/h. How much work is that?

The work input is the increase in kinetic energy.

$$\begin{aligned} E_2 - E_1 &= (1/2)m[\mathbf{V}_2^2 - \mathbf{V}_1^2] = {}_1W_2 \\ &= 0.5 \times 2500 \text{ lbm} [40^2 - 25^2] \left(\frac{\text{mi}}{\text{h}}\right)^2 \\ &= 1250 [1600 - 625] \text{ lbm} \left(\frac{1609.3 \times 3.28084 \text{ ft}}{3600 \text{ s}}\right)^2 \frac{1 \text{ lbf}}{32.174 \text{ lbm ft/s}^2} \\ &= \mathbf{2\ 621\ 523 \text{ lbf-ft} = 3369 \text{ Btu}} \end{aligned}$$

5.142E

A crane use 7000 Btu/h to raise a 200 lbm box 60 ft. How much time does it take?

$$\text{Power} = \dot{W} = F\mathbf{V} = mg\mathbf{V} = mg\frac{L}{t}$$

$$F = mg = 200 \frac{32.174}{32.174} \text{ lbf} = 200 \text{ lbf}$$

$$t = \frac{FL}{\dot{W}} = \frac{200 \text{ lbf} \times 60 \text{ ft}}{7000 \text{ Btu/h}} = \frac{200 \times 60 \times 3600}{7000 \times 778.17} \text{ s}$$

$$= 7.9 \text{ s}$$



Recall Eq. on page 20: $1 \text{ lbf} = 32.174 \text{ lbm ft/s}^2$, $1 \text{ Btu} = 778.17 \text{ lbf-ft}$ (A.1)

5.143E

I have 4 lbm of liquid water at 70 F, 15 psia. I now add 20 Btu of energy at a constant pressure. How hot does it get if it is heated? How fast does it move if it is pushed by a constant horizontal force? How high does it go if it is raised straight up?

- a) Heat at 100 kPa.

Energy equation:

$$E_2 - E_1 = {}_1Q_2 - {}_1W_2 = {}_1Q_2 - P(V_2 - V_1) = H_2 - H_1 = m(h_2 - h_1)$$

$$h_2 = h_1 + {}_1Q_2/m = 38.09 + 20/4 = 43.09 \text{ Btu/lbm}$$

Back interpolate in Table F.7.1: $T_2 = 75 \text{ F}$

(We could also have used $\Delta T = {}_1Q_2/mC = 20 / (4 \times 1.00) = 5 \text{ F}$)

- b) Push at constant P. It gains kinetic energy.

$$0.5 m \mathbf{V}_2^2 = {}_1W_2$$

$$\mathbf{V}_2 = \sqrt{2 {}_1W_2/m} = \sqrt{2 \times 20 \times 778.17 \text{ lbf-ft}/4 \text{ lbm}}$$

$$= \sqrt{2 \times 20 \times 778.17 \times 32.174 \text{ lbm-(ft/s)}^2 / 4 \text{ lbm}} = 500 \text{ ft/s}$$

- c) Raised in gravitational field

$$m g Z_2 = {}_1W_2$$

$$Z_2 = {}_1W_2/m g = \frac{20 \times 778.17 \text{ lbf-ft}}{4 \text{ lbm} \times 32.174 \text{ ft/s}^2} \times 32.174 \frac{\text{lbm-ft/s}^2}{\text{lbf}} = 3891 \text{ ft}$$

5.144E

Air is heated from 540 R to 640 R at $V = C$. Find ${}_1q_2$? What if from 2400 to 2500 R?

$$\text{Process: } V = C \quad \rightarrow \quad {}_1W_2 = \emptyset$$

$$\text{Energy Eq.: } u_2 - u_1 = {}_1q_2 - 0 \quad \rightarrow \quad {}_1q_2 = u_2 - u_1$$

Read the u -values from Table F.5

$$\text{a) } {}_1q_2 = u_2 - u_1 = 109.34 - 92.16 = \mathbf{17.18 \text{ Btu/lbm}}$$

$$\text{b) } {}_1q_2 = u_2 - u_1 = 474.33 - 452.64 = \mathbf{21.7 \text{ Btu/lbm}}$$

$$\text{case a) } C_v \approx 17.18/100 = 0.172 \text{ Btu/lbm R, see F.4}$$

$$\text{case b) } C_v \approx 21.7/100 = 0.217 \text{ Btu/lbm R (26 \% higher)}$$

Kinetic and Potential Energy**5.145E**

Airplane takeoff from an aircraft carrier is assisted by a steam driven piston/cylinder with an average pressure of 200 psia. A 38 500 lbm airplane should be accelerated from zero to a speed of 100 ft/s with 30% of the energy coming from the steam piston. Find the needed piston displacement volume.

Solution: C.V. Airplane.

No change in internal or potential energy; only kinetic energy is changed.

$$\begin{aligned} E_2 - E_1 &= m (1/2) (\mathbf{V}_2^2 - 0) = 38\,500 \text{ lbm} \times (1/2) \times 100^2 \text{ (ft/s)}^2 \\ &= 192\,500\,000 \text{ lbm}\cdot\text{(ft/s)}^2 = 5\,983\,092 \text{ lbf}\cdot\text{ft} \end{aligned}$$

The work supplied by the piston is 30% of the energy increase.

$$\begin{aligned} W &= \int P \, dV = P_{\text{avg}} \Delta V = 0.30 (E_2 - E_1) \\ &= 0.30 \times 5\,983\,092 \text{ lbf}\cdot\text{ft} = 1\,794\,928 \text{ lbf}\cdot\text{ft} \end{aligned}$$

$$\Delta V = \frac{W}{P_{\text{avg}}} = \frac{1\,794\,928}{200} \frac{\text{lbf}\cdot\text{ft}}{144 \text{ lbf/ft}^2} = \mathbf{62.3 \text{ ft}^3}$$



5.146E

A hydraulic hoist raises a 3650 lbm car 6 ft in an auto repair shop. The hydraulic pump has a constant pressure of 100 lbf/in.² on its piston. What is the increase in potential energy of the car and how much volume should the pump displace to deliver that amount of work?

Solution: C.V. Car.

No change in kinetic or internal energy of the car, neglect hoist mass.

$$E_2 - E_1 = PE_2 - PE_1 = mg (Z_2 - Z_1) = \frac{3650 \times 32.174 \times 6}{32.174} = 21\,900 \text{ lbf-ft}$$

The increase in potential energy is work into car from pump at constant P.

$$W = E_2 - E_1 = \int P \, dV = P \, \Delta V \quad \Rightarrow$$

$$\Delta V = \frac{E_2 - E_1}{P} = \frac{21\,900}{100 \times 144} = 1.52 \text{ ft}^3$$



5.147E

A piston motion moves a 50 lbm hammerhead vertically down 3 ft from rest to a velocity of 150 ft/s in a stamping machine. What is the change in total energy of the hammerhead?

Solution: C.V. Hammerhead

The hammerhead does not change internal energy i.e. same P,T

$$\begin{aligned} E_2 - E_1 &= m(u_2 - u_1) + m\left(\frac{1}{2}V_2^2 - 0\right) + mg(h_2 - 0) \\ &= 0 + [50 \times (1/2) \times 150^2 + 50 \times 32.174 \times (-3)] / 32.174 \\ &= [562500 - 4826] / 32.174 = 17\,333 \text{ lbf-ft} \\ &= \left(\frac{17\,333}{778}\right) \text{ Btu} = \mathbf{22.28 \text{ Btu}} \end{aligned}$$

Properties General Tables

5.148E

Find the missing properties and give the phase of the substance.

- a. H₂O $u = 1000 \text{ Btu/lbm}, T = 270 \text{ F}$ $h = ?$ $v = ?$ $x = ?$
- b. H₂O $u = 450 \text{ Btu/lbm}, P = 1500 \text{ lbf/in.}^2$ $T = ?$ $x = ?$ $v = ?$
- c. R-22 $T = 30 \text{ F}, P = 75 \text{ lbf/in.}^2$ $h = ?$ $x = ?$

Solution:

- a) Table F.7.1: $u_f < u < u_g \Rightarrow$ 2-phase mixture of liquid and vapor

$$x = (u - u_f) / u_{fg} = (1000 - 238.81) / 854.14 = \mathbf{0.8912}$$

$$v = v_f + x v_{fg} = 0.01717 + 0.8912 \times 10.0483 = \mathbf{8.972 \text{ ft}^3/\text{lbm}}$$

$$h = h_f + x h_{fg} = 238.95 + 0.8912 \times 931.95 = \mathbf{1069.5 \text{ Btu/lbm}}$$

$$(\text{=} 1000 + 41.848 \times 8.972 \times 144 / 778)$$

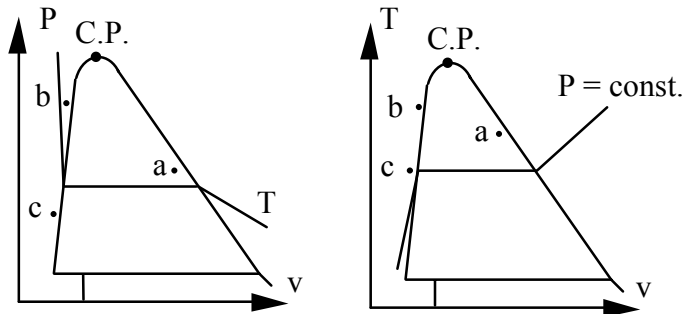
- b) Table F.7.1: $u < u_f$ so compressed liquid B.1.3, $x = \mathbf{\text{undefined}}$

$$T = \mathbf{471.8 \text{ F}}, v = \mathbf{0.019689 \text{ ft}^3/\text{lbm}}$$

- c) Table F.9.1: $P > P_{\text{sat}} \Rightarrow$ $x = \mathbf{\text{undef}}$, **compr. liquid**

$$\text{Approximate as saturated liquid at same } T, \quad h \cong h_f = \mathbf{18.61 \text{ Btu/lbm}}$$

States shown are placed relative to the two-phase region, not to each other.



5.149E

Find the missing properties among (P, T, v, u, h) together with x , if applicable, and give the phase of the substance.

- a. R-22 $T = 50 \text{ F}$, $u = 85 \text{ Btu/lbm}$
- b. H_2O $T = 600 \text{ F}$, $h = 1322 \text{ Btu/lbm}$
- c. R-22 $P = 150 \text{ lbf/in.}^2$, $h = 115.5 \text{ Btu/lbm}$

Solution:

a) Table F.9.1: $u < u_g \Rightarrow$ L+V mixture, $P = 98.727 \text{ lbf/in}^2$

$$x = (85 - 24.04) / 74.75 = 0.8155$$

$$v = 0.01282 + 0.8155 \times 0.5432 = 0.4558 \text{ ft}^3/\text{lbm}$$

$$h = 24.27 + 0.8155 \times 84.68 = 93.33 \text{ Btu/lbm}$$

b) Table F.7.1: $h > h_g \Rightarrow$ superheated vapor follow 600 F in F.7.2

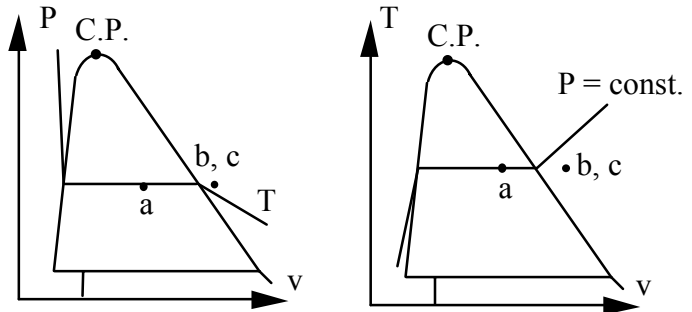
$$P \cong 200 \text{ lbf/in}^2; \quad v = 3.058 \text{ ft}^3/\text{lbm}; \quad u = 1208.9 \text{ Btu/lbm}$$

c) Table F.9.1: $h > h_g \Rightarrow$ superheated vapor so in F.9.2

$$T \cong 100 \text{ F}; \quad v = 0.3953 \text{ ft}^3/\text{lbm}$$

$$u = h - Pv = 115.5 - 150 \times 0.3953 \times \frac{144}{778} = 104.5 \text{ Btu/lbm}$$

States shown are placed relative to the two-phase region, not to each other.



5.150E

Find the missing properties and give the phase of the substance.

- a. R-134a $T = 140 \text{ F}, h = 185 \text{ Btu/lbm}$ $v = ?$ $x = ?$
- b. NH₃ $T = 170 \text{ F}, P = 60 \text{ lbf/in.}^2$ $u = ?$ $v = ?$ $x = ?$
- c. R-134a $T = 100 \text{ F}, u = 175 \text{ Btu/lbm}$

Solution:

- a) Table F.10.1: $h > h_g \Rightarrow x = \text{undef, superheated vapor}$ F.10.2,
 find it at given T between saturated 243.9 psi and 200 psi to match h:

$$v \approx 0.1836 + (0.2459 - 0.1836) \times \frac{185 - 183.63}{186.82 - 183.63} = \mathbf{0.2104 \text{ ft}^3/\text{lbm}}$$

$$P \approx 243.93 + (200 - 243.93) \times \frac{185 - 183.63}{186.82 - 183.63} = \mathbf{225 \text{ lbf/in}^2}$$

- b) Table F.8.1: $P < P_{\text{sat}} \Rightarrow x = \text{undef. superheated vapor}$ F.8.2,

$$v = (6.3456 + 6.5694) / 2 = \mathbf{6.457 \text{ ft}^3/\text{lbm}}$$

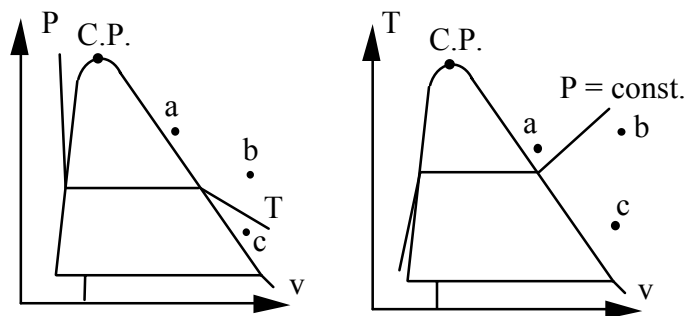
$$u = h - Pv = (1/2)(694.59 + 705.64) - 60 \times 6.4575 \times (144/778) \\ = 700.115 - 71.71 = \mathbf{628.405 \text{ Btu/lbm}}$$

- c) Table F.10.1: $u > u_g \Rightarrow \text{sup. vapor, calculate } u \text{ at some } P \text{ to end with}$

$$P \approx \mathbf{55 \text{ lbf/in}^2}; \quad v \approx \mathbf{0.999 \text{ ft}^3/\text{lbm}}; \quad h = \mathbf{185.2 \text{ Btu/lbm}}$$

This is a double linear interpolation

States shown are placed relative to the two-phase region, not to each other.



Simple Processes

5.151E

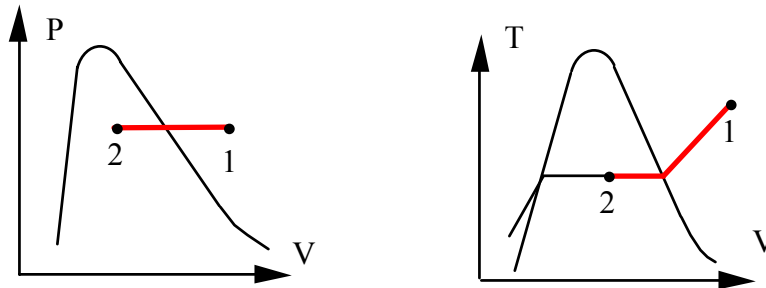
A cylinder fitted with a frictionless piston contains 4 lbm of superheated refrigerant R-134a vapor at 400 lbf/in.², 200 F. The cylinder is now cooled so the R-134a remains at constant pressure until it reaches a quality of 75%. Calculate the heat transfer in the process.

Solution:

$$\text{C.V.: R-134a} \quad m_2 = m_1 = m;$$

$$\text{Energy Eq.5.11} \quad m(u_2 - u_1) = {}_1Q_2 - {}_1W_2$$

$$\text{Process: } P = \text{const.} \Rightarrow {}_1W_2 = \int P dV = P\Delta V = P(V_2 - V_1) = Pm(v_2 - v_1)$$



$$\text{State 1: Table F.10.2} \quad h_1 = 192.92 \text{ Btu/lbm}$$

$$\text{State 2: Table F.10.1} \quad h_2 = 140.62 + 0.75 \times 43.74 = 173.425 \text{ Btu/lbm}$$

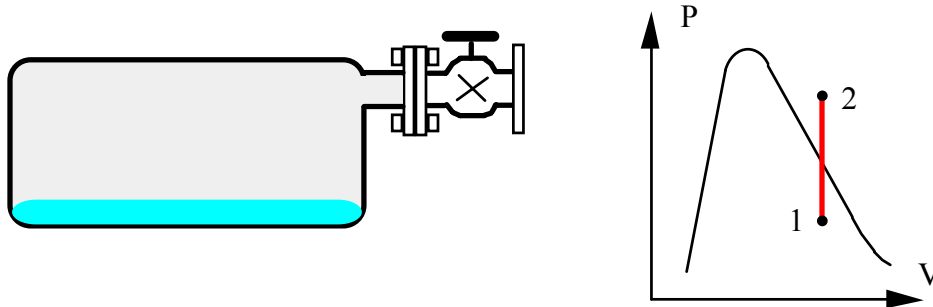
$$\begin{aligned} {}_1Q_2 &= m(u_2 - u_1) + {}_1W_2 = m(u_2 - u_1) + Pm(v_2 - v_1) = m(h_2 - h_1) \\ &= 4 \times (173.425 - 192.92) = \mathbf{-77.98 \text{ Btu}} \end{aligned}$$

5.152E

Ammonia at 30 F, quality 60% is contained in a rigid 8-ft³ tank. The tank and ammonia are now heated to a final pressure of 150 lbf/in.². Determine the heat transfer for the process.

Solution:

C.V.: NH₃



$$\text{Continuity Eq.:} \quad m_2 = m_1 = m ;$$

$$\text{Energy Eq.5.11:} \quad m(u_2 - u_1) = {}_1Q_2 - {}_1W_2$$

$$\text{Process: Constant volume} \Rightarrow \quad v_2 = v_1 \quad \& \quad {}_1W_2 = 0$$

State 1: Table F.8.1 two-phase state.

$$v_1 = 0.02502 + 0.6 \times 4.7978 = 2.904 \text{ ft}^3/\text{lbm}$$

$$u_1 = 75.06 + 0.6 \times 491.17 = 369.75 \text{ Btu/lbm}$$

$$m = V/v_1 = 8/2.904 = 2.755 \text{ lbm}$$

$$\text{State 2: } P_2, v_2 = v_1 \Rightarrow T_2 \cong 258 \text{ F}$$

$$u_2 = h_2 - P_2 v_2 = 742.03 - 150 \times 2.904 \times 144/778 = 661.42 \text{ Btu/lbm}$$

$${}_1Q_2 = 2.755 \times (661.42 - 369.75) = \mathbf{803.6 \text{ Btu}}$$

5.153E

Water in a 6-ft³ closed, rigid tank is at 200 F, 90% quality. The tank is then cooled to 20 F. Calculate the heat transfer during the process.

Solution:

C.V.: Water in tank. $m_2 = m_1$; $m(u_2 - u_1) = {}_1Q_2 - {}_1W_2$

Process: $V = \text{constant}$, $v_2 = v_1$, ${}_1W_2 = 0$

State 1: $v_1 = 0.01663 + 0.9 \times 33.6146 = 30.27 \text{ ft}^3/\text{lbm}$

$u_1 = 168.03 + 0.9 \times 906.15 = 983.6 \text{ Btu/lbm}$

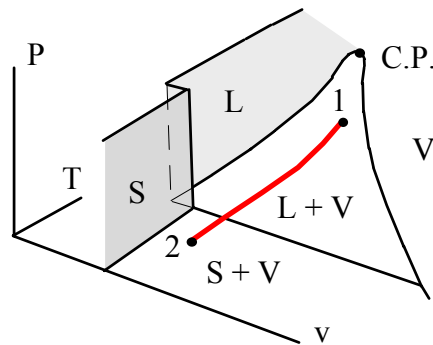
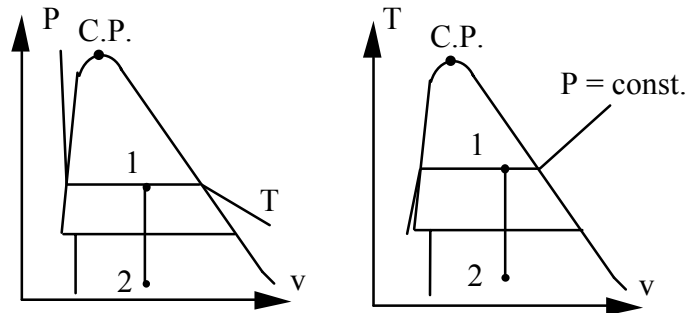
State 2: $T_2, v_2 = v_1 \Rightarrow$ mix of sat. solid + vap. Table C.8.4

$v_2 = 30.27 = 0.01744 + x_2 \times 5655 \Rightarrow x_2 = 0.00535$

$u_2 = -149.31 + 0.00535 \times 1166.5 = -143.07 \text{ Btu/lbm}$

$m = V/v_1 = 6 / 30.27 = 0.198 \text{ lbm}$

${}_1Q_2 = m(u_2 - u_1) = 0.198 (-143.07 - 983.6) = \mathbf{-223 \text{ Btu}}$



5.154E

A constant pressure piston/cylinder has 2 lbm water at 1100 F and 2.26 ft³. It is now cooled to occupy 1/10 of the original volume. Find the heat transfer in the process.

$$\text{C.V.: Water} \quad m_2 = m_1 = m;$$

$$\text{Energy Eq.5.11} \quad m(u_2 - u_1) = {}_1Q_2 - {}_1W_2$$

$$\text{Process: } P = \text{const.} \Rightarrow {}_1W_2 = \int P dV = P\Delta V = P(V_2 - V_1) = Pm(v_2 - v_1)$$

$$\text{State 1: Table F.7.2} \quad (T, v_1 = V/m = 2.26/2 = 1.13 \text{ ft}^3/\text{lbm})$$

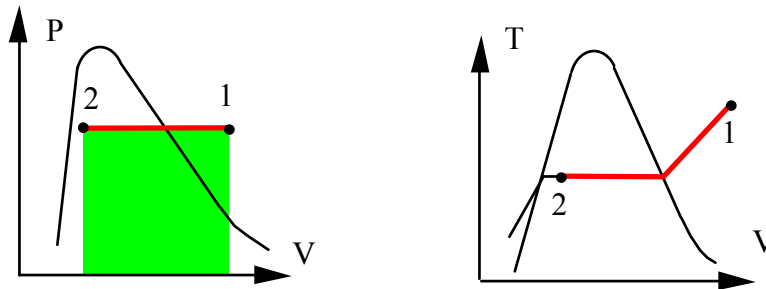
$$P_1 = 800 \text{ psia}, \quad h_1 = 1567.81 \text{ Btu/lbm}$$

$$\text{State 2: Table F.7.2} \quad (P, v_2 = v_1/10 = 0.113 \text{ ft}^3/\text{lbm}) \quad \text{two-phase state}$$

$$x_2 = (v_2 - v_f)/v_{fg} = (0.113 - 0.02087)/0.5488 = 0.1679$$

$$h_2 = h_f + x_2 h_{fg} = 509.63 + x_2 689.62 = 625.42 \text{ Btu/lbm}$$

$$\begin{aligned} {}_1Q_2 &= m(u_2 - u_1) + {}_1W_2 = m(h_2 - h_1) \\ &= 2 (625.42 - 1567.81) = \mathbf{-1884.8 \text{ Btu}} \end{aligned}$$



5.155E A piston/cylinder arrangement has the piston loaded with outside atmospheric pressure and the piston mass to a pressure of 20 lbf/in.², shown in Fig P5.50. It contains water at 25 F, which is then heated until the water becomes saturated vapor. Find the final temperature and specific work and heat transfer for the process.

Solution:

C.V. Water in the piston cylinder.

Continuity: $m_2 = m_1$, Energy: $u_2 - u_1 = {}_1q_2 - {}_1w_2$

Process: $P = \text{const.} = P_1$, \Rightarrow ${}_1w_2 = \int_1^2 P \, dv = P_1(v_2 - v_1)$

State 1: $T_1, P_1 \Rightarrow$ Table F.7.4 compressed solid, take as saturated solid.

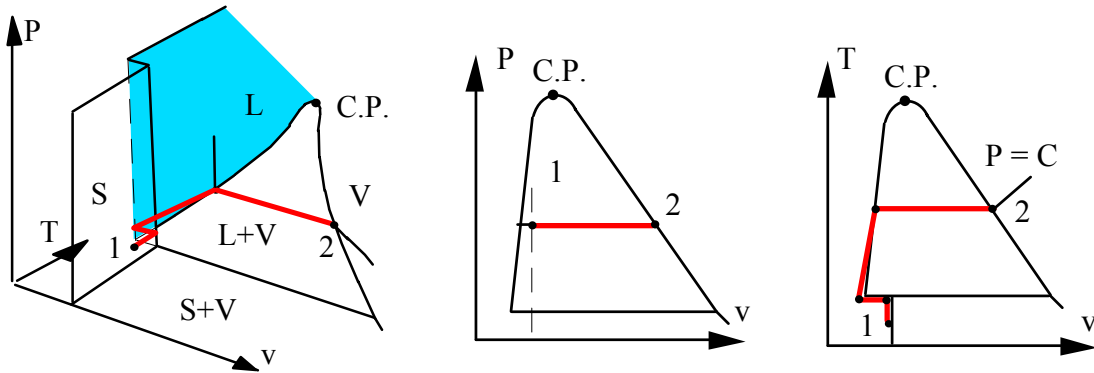
$$v_1 = 0.01746 \text{ ft}^3/\text{lbm}, \quad u_1 = -146.84 \text{ Btu/lbm}$$

State 2: $x = 1, P_2 = P_1 = 20 \text{ psia}$ due to process \Rightarrow Table F.7.1

$$v_2 = v_g(P_2) = 20.09 \text{ ft}^3/\text{lbm}, \quad T_2 = \mathbf{228 \text{ F}}; \quad u_2 = 1082 \text{ Btu/lbm}$$

$${}_1w_2 = P_1(v_2 - v_1) = 20(20.09 - 0.01746) \times 144/778 = \mathbf{74.3 \text{ Btu/lbm}}$$

$${}_1q_2 = u_2 - u_1 + {}_1w_2 = 1082 - (-146.84) + 74.3 = \mathbf{1303 \text{ Btu/lbm}}$$



5.156E

A water-filled reactor with volume of 50 ft^3 is at 2000 lbf/in.^2 , 560 F and placed inside a containment room, as shown in Fig. P5.48. The room is well insulated and initially evacuated. Due to a failure, the reactor ruptures and the water fills the containment room. Find the minimum room volume so the final pressure does not exceed 30 lbf/in.^2 .

C.V.: Containment room and reactor.

Mass: $m_2 = m_1 = V_{\text{reactor}}/v_1 = 50/0.02172 = 2295.7 \text{ lbm}$

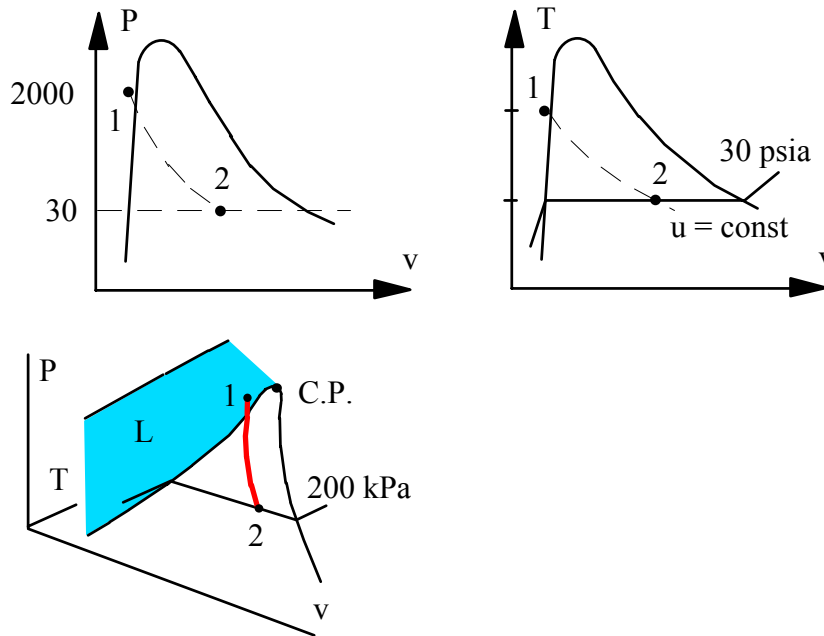
Energy $m(u_2 - u_1) = {}_1Q_2 - {}_1W_2 = 0 \Rightarrow u_2 = u_1 = 552.5 \text{ Btu/lbm}$

State 2: 30 lbf/in.^2 , $u_2 < u_g \Rightarrow$ 2 phase Table F.7.1

$$u = 552.5 = 218.48 + x_2 \cdot 869.41 \Rightarrow x_2 = 0.3842$$

$$v_2 = 0.017 + 0.3842 \times 13.808 = 5.322 \text{ ft}^3/\text{lbm}$$

$$V_2 = m v_2 = 2295.7 \times 5.322 = \mathbf{12218 \text{ ft}^3}$$



5.157E

A piston/cylinder contains 2 lbm of liquid water at 70 F, and 30 lbf/in.². There is a linear spring mounted on the piston such that when the water is heated the pressure reaches 300 lbf/in.² with a volume of 4 ft³. Find the final temperature and plot the P - v diagram for the process. Calculate the work and the heat transfer for the process.

Solution:

Take CV as the water.

$$m_2 = m_1 = m ; \quad m(u_2 - u_1) = {}_1Q_2 - {}_1W_2$$

State 1: Compressed liquid, take saturated liquid at same temperature.

$$v_1 = v_f(20) = 0.01605 \text{ ft}^3/\text{lbm}, \quad u_1 = u_f = 38.09 \text{ Btu/lbm}$$

State 2: $v_2 = V_2/m = 4/2 = 2 \text{ ft}^3/\text{lbm}$ and $P = 300 \text{ psia}$

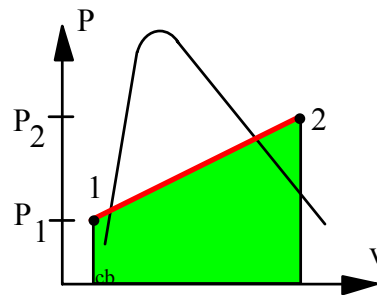
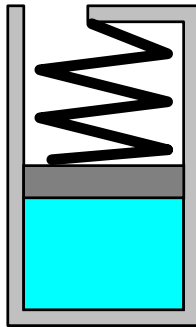
$$\Rightarrow \text{Superheated vapor } T_2 = 600 \text{ F} ; \quad u_2 = 1203.2 \text{ Btu/lbm}$$

Work is done while piston moves at linearly varying pressure, so we get

$$\begin{aligned} {}_1W_2 &= \int P \, dV = \text{area} = P_{\text{avg}} (V_2 - V_1) \\ &= 0.5 \times (30 + 3000) (4 - 0.0321) \frac{144}{778} = \mathbf{121.18 \text{ Btu}} \end{aligned}$$

Heat transfer is found from the energy equation

$${}_1Q_2 = m(u_2 - u_1) + {}_1W_2 = 2 \times (1203.2 - 38.09) + 121.18 = \mathbf{2451.4 \text{ Btu}}$$



Multistep and Review Problems**5.158E**

A twenty pound-mass of water in a piston/cylinder with constant pressure is at 1100 F and a volume of 22.6 ft³. It is now cooled to 100 F. Show the P - v diagram and find the work and heat transfer for the process.

Solution:

C.V. Water

$$\text{Energy Eq.: } {}_1Q_2 = m(u_2 - u_1) + {}_1W_2 = m(h_2 - h_1)$$

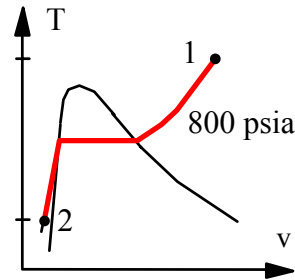
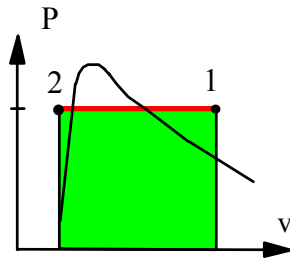
$$\text{Process Eq.: Constant pressure} \Rightarrow {}_1W_2 = mP(v_2 - v_1)$$

Properties from Table F.7.2 and F.7.3

$$\text{State 1: } T_1, v_1 = 22.6/20 = 1.13 \text{ ft}^3/\text{lbm}, P_1 = 800 \text{ lbf/in}^2, h_1 = 1567.8$$

$$\text{State 2: } 800 \text{ lbf/in}^2, 100 \text{ F}$$

$$\Rightarrow v_2 = 0.016092 \text{ ft}^3/\text{lbm}, h_2 = 70.15 \text{ Btu/lbm}$$



$${}_1W_2 = 20 \times 800 \times (0.016092 - 1.13) \times 144/778 = \mathbf{-3299 \text{ Btu}}$$

$${}_1Q_2 = 20 \times (70.15 - 1567.8) = \mathbf{-29\,953 \text{ Btu}}$$

5.159E

A vertical cylinder fitted with a piston contains 10 lbm of R-22 at 50 F, shown in Fig. P5.64. Heat is transferred to the system causing the piston to rise until it reaches a set of stops at which point the volume has doubled. Additional heat is transferred until the temperature inside reaches 120 F, at which point the pressure inside the cylinder is 200 lbf/in.².

- What is the quality at the initial state?
- Calculate the heat transfer for the overall process.

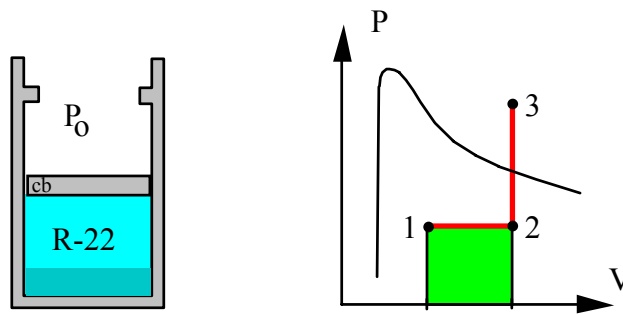
Solution:

C.V. R-22. Control mass goes through process: 1 → 2 → 3

As piston floats pressure is constant (1 → 2) and the volume is constant for the second part (2 → 3). So we have: $v_3 = v_2 = 2 \times v_1$

State 3: Table F.9.2 (P,T) $v_3 = 0.2959 \text{ ft}^3/\text{kg}$,

$$u_3 = h - Pv = 117.0 - 200 \times 0.2959 \times 144/778 = 106.1 \text{ Btu/lbm}$$



So we can determine state 1 and 2 Table F.9.1:

$$v_1 = 0.14795 = 0.01282 + x_1(0.5432) \Rightarrow x_1 = \mathbf{0.249}$$

$$u_1 = 24.04 + 0.249 \times 74.75 = 42.6 \text{ Btu/lbm}$$

State 2: $v_2 = 0.2959 \text{ ft}^3/\text{lbm}$, $P_2 = P_1 = 98.7 \text{ psia}$, this is still 2-phase.

$${}_1W_3 = {}_1W_2 = \int_1^2 PdV = P_1(V_2 - V_1)$$

$$= 98.7 \times 10(0.295948 - 0.147974) \times 144/778 = 27.0 \text{ Btu}$$

$${}_1Q_3 = m(u_3 - u_1) + {}_1W_3 = 10(106.1 - 42.6) + 27.0 = \mathbf{662 \text{ Btu}}$$

5.160E

A piston/cylinder contains 2 lbm of water at 70 F with a volume of 0.1 ft³, shown in Fig. P5.129. Initially the piston rests on some stops with the top surface open to the atmosphere, P_o , so a pressure of 40 lbf/in.² is required to lift it. To what temperature should the water be heated to lift the piston? If it is heated to saturated vapor find the final temperature, volume, and the heat transfer.

Solution:

C.V. Water. This is a control mass.

$$m_2 = m_1 = m; \quad m(u_2 - u_1) = {}_1Q_2 - {}_1W_2$$

State 1: 20 C, $v_1 = V/m = 0.1/2 = 0.05 \text{ ft}^3/\text{lbm}$

$$x = (0.05 - 0.01605)/867.579 = 0.0003913$$

$$u_1 = 38.09 + 0.0003913 \times 995.64 = 38.13 \text{ Btu/lbm}$$

To find state 2 check on state 1a:

$$P = 40 \text{ psia}, \quad v = v_1 = 0.05 \text{ ft}^3/\text{lbm}$$

$$\text{Table F.7.1: } v_f < v < v_g = 10.501$$

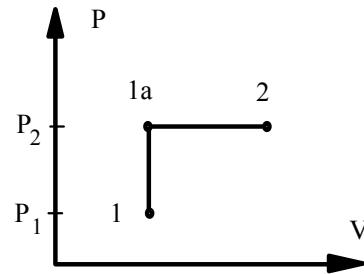
State 2 is saturated vapor at 40 psia as state 1a is two-phase. $T_2 = 267.3 \text{ F}$

$$v_2 = v_g = 10.501 \text{ ft}^3/\text{lbm}, \quad V_2 = m v_2 = 21.0 \text{ ft}^3, \quad u_2 = u_g = 1092.27 \text{ Btu/lbm}$$

Pressure is constant as volume increase beyond initial volume.

$${}_1W_2 = \int P dV = P_{\text{lift}} (V_2 - V_1) = 40 (21.0 - 0.1) \times 144 / 778 = 154.75 \text{ Btu}$$

$${}_1Q_2 = m(u_2 - u_1) + {}_1W_2 = 2 (1092.27 - 38.13) + 154.75 = 2263 \text{ Btu}$$



5.161E

Two tanks are connected by a valve and line as shown in Fig. P5.62. The volumes are both 35 ft³ with R-134a at 70 F, quality 25% in A and tank B is evacuated.

The valve is opened and saturated vapor flows from A into B until the pressures become equal. The process occurs slowly enough that all temperatures stay at 70 F during the process. Find the total heat transfer to the R-134a during the process.

C.V.: A + B

State 1A: Table F.10.1, $u_{A1} = 98.27 + 0.25 \times 69.31 = 115.6$ Btu/lbm

$$v_{A1} = 0.01313 + 0.25 \times 0.5451 = 0.1494 \text{ ft}^3/\text{lbm}$$

$$\Rightarrow m_{A1} = V_A/v_{A1} = 234.3 \text{ lbm}$$

Process: Constant T and total volume. $m_2 = m_{A1}$; $V_2 = V_A + V_B = 70 \text{ ft}^3$

State 2: T_2 , $v_2 = V_2/m_2 = 70/234.3 = 0.2988 \text{ ft}^3/\text{lbm} \Rightarrow$

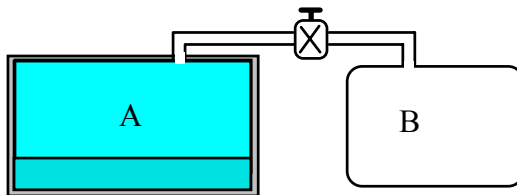
$$x_2 = (0.2988 - 0.01313)/0.5451 = 0.524 ;$$

$$u_2 = 98.27 + 0.524 \times 69.31 = 134.6 \text{ Btu/lbm}$$

The energy equation gives the heat transfer

$${}_1Q_2 = m_2u_2 - m_{A1}u_{A1} - m_{B1}u_{B1} + {}_1W_2 = m_2(u_2 - u_{A1})$$

$$= 234.3 \times (134.6 - 115.6) = \mathbf{4452 \text{ Btu}}$$



5.162E

Ammonia, NH_3 , is contained in a sealed rigid tank at 30 F, $x = 50\%$ and is then heated to 200 F. Find the final state P_2 , u_2 and the specific work and heat transfer.

Solution:

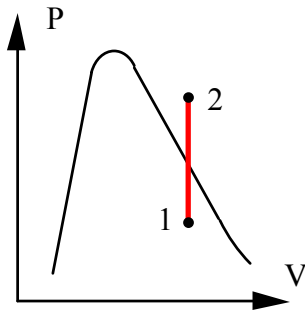
$$\text{Continuity Eq.: } m_2 = m_1 ;$$

$$\text{Energy Eq.5.11: } E_2 - E_1 = {}_1Q_2 ; \quad ({}_1W_2 = 0)$$

$$\text{Process: } V_2 = V_1 \Rightarrow v_2 = v_1 = 0.02502 + 0.5 \times 4.7945 = 2.422 \text{ ft}^3/\text{lbm}$$

$$\text{State 1: Table F.8.1, } u_1 = 75.06 + 0.5 \times 491.17 = 320.65 \text{ Btu/lbm}$$

$$\text{Table F.8.2: } v_2 \text{ \& } T_2 \Rightarrow \text{between 150 psia and 175 psia}$$



$$P_2 = 163 \text{ lbf/in}^2, \quad h_2 = 706.6 \text{ Btu/lbm}$$

linear interpolation

$$u_2 = h_2 - P_2 v_2 = 706.6 - 163 \times 2.422 \times 144 / 778 \\ = 633.5 \text{ Btu/lbm}$$

Process equation gives no displacement: ${}_1W_2 = 0 ;$

The energy equation then gives the heat transfer as

$${}_1q_2 = u_2 - u_1 = 633.5 - 320.65 = \mathbf{312.85 \text{ Btu/lbm}}$$

5.163E

Water at 70 F, 15 lbf/in.², is brought to 30 lbf/in.², 2700 F. Find the change in the specific internal energy, using the water table and the ideal gas water table in combination.

State 1: Table F.7.1 $u_1 \cong u_f = 38.09$ Btu/lbm

State 2: Highest T in Table F.7.2 is 1400 F

Using a Δu from the ideal gas table F.6, we get

$$\bar{h}_{2700} - \bar{h}_{2000} = 26002 - 11769 = 14233 \text{ Btu/lbmol} = 790 \text{ Btu/lbm}$$

$$u_{2700} - u_{1400} = \Delta h - R(2700 - 1400) = 790 - 53.34 \times \frac{1300}{778} = 700.9$$

Since ideal gas change is at low P we use 1400 F, lowest P available 1 lbf/in.² from steam tables, F.7.2, $u_x = 1543.1$ Btu/lbm as the reference.

$$\begin{aligned} u_2 - u_1 &= (u_2 - u_x)_{\text{ID.G.}} + (u_x - u_1) \\ &= 700.9 + 1543.1 - 38.09 = \mathbf{2206 \text{ Btu/lbm}} \end{aligned}$$

Solids and Liquids**5.164E**

A car with mass 3250 lbm drives with 60 mi/h when the brakes are applied to quickly decrease its speed to 20 mi/h. Assume the brake pads are 1 lbm mass with heat capacity of 0.2 Btu/lbm R and the brake discs/drums are 8 lbm steel where both masses are heated uniformly. Find the temperature increase in the brake assembly.

C.V. Car. Car loses kinetic energy and brake system gains internal u.

No heat transfer (short time) and no work term.

$$m = \text{constant}; \quad E_2 - E_1 = 0 - 0 = m_{\text{car}} \frac{1}{2}(V_2^2 - V_1^2) + m_{\text{brake}}(u_2 - u_1)$$

The brake system mass is two different kinds so split it, also use C_v since we do not have a u table for steel or brake pad material.

$$m_{\text{steel}} C_v \Delta T + m_{\text{pad}} C_v \Delta T = m_{\text{car}} \frac{1}{2}(V_2^2 - V_1^2)$$

$$(8 \times 0.11 + 1 \times 0.2) \Delta T = 3250 \times 0.5 \times 3200 \times 1.46667^2 / (32.174 \times 778) = 446.9 \text{ Btu}$$

$$\Rightarrow \quad \Delta T = \mathbf{414 \text{ F}}$$

5.165E

A 2 lbm steel pot contains 2 lbm liquid water at 60 F. It is now put on the stove where it is heated to the boiling point of the water. Neglect any air being heated and find the total amount of energy needed.

Solution:

$$\text{Energy Eq.: } U_2 - U_1 = {}_1Q_2 - {}_1W_2$$

The steel does not change volume and the change for the liquid is minimal, so ${}_1W_2 \cong 0$.



$$\text{State 2: } T_2 = T_{\text{sat}} (1\text{atm}) = 212 \text{ F}$$

$$\text{Tbl F.7.1 : } u_1 = 28.1 \text{ Btu/lbm, } u_2 = 180.1 \text{ Btu/lbm}$$

$$\text{Tbl F.2 : } C_{\text{st}} = 0.11 \text{ Btu/lbm R}$$

Solve for the heat transfer from the energy equation

$$\begin{aligned} {}_1Q_2 &= U_2 - U_1 = m_{\text{st}}(u_2 - u_1)_{\text{st}} + m_{\text{H}_2\text{O}}(u_2 - u_1)_{\text{H}_2\text{O}} \\ &= m_{\text{st}}C_{\text{st}}(T_2 - T_1) + m_{\text{H}_2\text{O}}(u_2 - u_1)_{\text{H}_2\text{O}} \end{aligned}$$

$$\begin{aligned} {}_1Q_2 &= 2 \text{ lbm} \times 0.11 \frac{\text{Btu}}{\text{lbm R}} \times (212 - 60) \text{ R} + 2 \text{ lbm} \times (180.1 - 28.1) \frac{\text{Btu}}{\text{lbm}} \\ &= 33.4 + 304 = \mathbf{337.4 \text{ Btu}} \end{aligned}$$

5.166E

A copper block of volume 60 in.³ is heat treated at 900 F and now cooled in a 3-ft³ oil bath initially at 70 F. Assuming no heat transfer with the surroundings, what is the final temperature?

C.V. Copper block and the oil bath.

$$m_{\text{met}}(u_2 - u_1)_{\text{met}} + m_{\text{oil}}(u_2 - u_1)_{\text{oil}} = {}_1Q_2 - {}_1W_2 = 0$$

$$\text{solid and liquid } \Delta u \cong C_V \Delta T$$

$$m_{\text{met}}C_{V\text{met}}(T_2 - T_{1,\text{met}}) + m_{\text{oil}}C_{V\text{oil}}(T_2 - T_{1,\text{oil}}) = 0$$

$$m_{\text{met}} = V\rho = 60 \times 12^{-3} \times 555 = 19.271 \text{ lbm}$$

$$m_{\text{oil}} = V\rho = 3.5 \times 57 = 199.5 \text{ lbm}$$

Energy equation becomes

$$19.271 \times 0.092(T_2 - 900) + 199.5 \times 0.43(T_2 - 70) = 0$$

$$\Rightarrow T_2 = \mathbf{86.8 \text{ F}}$$

5.167E

An engine consists of a 200 lbm cast iron block with a 40 lbm aluminum head, 40 lbm steel parts, 10 lbm engine oil and 12 lbm glycerine (antifreeze). Everything begins at 40 F and as the engine starts, it absorbs a net of 7000 Btu before it reaches a steady uniform temperature. We want to know how hot it becomes.

Energy Eq.: $U_2 - U_1 = {}_1Q_2 - {}_1W_2$

Process: The steel does not change volume and the change for the liquid is minimal, so ${}_1W_2 \cong 0$.

So sum over the various parts of the left hand side in the energy equation

$$m_{\text{Fe}}(u_2 - u_1) + m_{\text{Al}}(u_2 - u_1)_{\text{Al}} + m_{\text{st}}(u_2 - u_1)_{\text{st}} \\ + m_{\text{oil}}(u_2 - u_1)_{\text{oil}} + m_{\text{gly}}(u_2 - u_1)_{\text{gly}} = {}_1Q_2$$

Tbl F.2 : $C_{\text{Fe}} = 0.1$, $C_{\text{Al}} = 0.215$, $C_{\text{st}} = 0.11$ all units of Btu/lbm R

Tbl F.3 : $C_{\text{oil}} = 0.46$, $C_{\text{gly}} = 0.58$ all units of Btu/lbm R

So now we factor out $T_2 - T_1$ as $u_2 - u_1 = C(T_2 - T_1)$ for each term

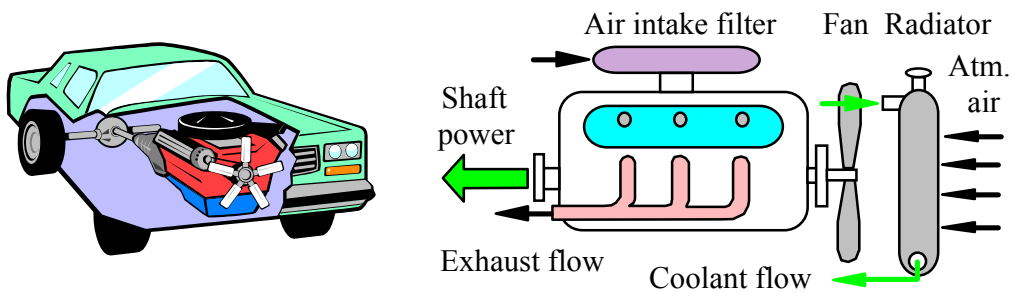
$$[m_{\text{Fe}}C_{\text{Fe}} + m_{\text{Al}}C_{\text{Al}} + m_{\text{st}}C_{\text{st}} + m_{\text{oil}}C_{\text{oil}} + m_{\text{gly}}C_{\text{gly}}] (T_2 - T_1) = {}_1Q_2$$

$$T_2 - T_1 = {}_1Q_2 / \sum m_i C_i$$

$$= \frac{7000}{200 \times 0.1 + 40 \times 0.215 + 40 \times 0.11 + 10 \times 0.46 + 12 \times 0.58}$$

$$= \frac{7000}{44.56} = 157 \text{ R}$$

$$T_2 = T_1 + 157 = 40 + 157 = \mathbf{197 \text{ F}}$$



Ideal Gas

5.168E

A cylinder with a piston restrained by a linear spring contains 4 lbm of carbon dioxide at 70 lbf/in.², 750 F. It is cooled to 75 F, at which point the pressure is 45 lbf/in.². Calculate the heat transfer for the process.

Solution:

C.V. The carbon dioxide, which is a control mass.

Continuity Eq.: $m_2 - m_1 = 0$

Energy Eq.: $m(u_2 - u_1) = {}_1Q_2 - {}_1W_2$

Process Eq.: $P = A + BV$ (linear spring) ${}_1W_2 = \int P dV = \frac{1}{2}(P_1 + P_2)(V_2 - V_1)$

Equation of state: $PV = mRT$ (ideal gas)

$$\text{State 1: } V_1 = mRT_1/P_1 = \frac{4 \times 35.1 \times (750 + 460)}{70 \times 144} = 16.85 \text{ ft}^3$$

$$\text{State 2: } V_2 = mRT_2/P_2 = \frac{4 \times 35.1 \times (75 + 460)}{45 \times 144} = 11.59 \text{ ft}^3$$

$${}_1W_2 = \frac{1}{2}(70 + 45)(11.59 - 16.85) \times 144/778 = -55.98 \text{ Btu}$$

To evaluate $u_2 - u_1$ we will use the specific heat at the average temperature.

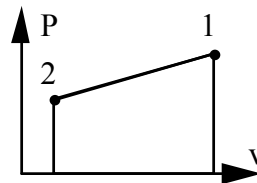

From Table F.6:

$$C_{po}(T_{\text{avg}}) = \frac{\Delta h}{\Delta T} = \frac{1}{M} \frac{6927-0}{1200-537} = \frac{10.45}{44.01} = 0.2347 \text{ Btu/lbm R}$$

$$\Rightarrow C_V = C_p - R = 0.2375 - 35.10/778 = 0.1924 \text{ Btu/lbm R}$$

For comparison the value from Table F.4 at 77 F is $C_{V0} = 0.156 \text{ Btu/lbm R}$

$$\begin{aligned} {}_1Q_2 &= m(u_2 - u_1) + {}_1W_2 = mC_{V0}(T_2 - T_1) + {}_1W_2 \\ &= 4 \times 0.1924(75 - 750) - 55.98 = \mathbf{-575.46 \text{ Btu}} \end{aligned}$$



5.169E

An insulated cylinder is divided into two parts of 10 ft^3 each by an initially locked piston. Side A has air at 2 atm, 600 R and side B has air at 10 atm, 2000 R as shown in Fig. P5.95. The piston is now unlocked so it is free to move, and it conducts heat so the air comes to a uniform temperature $T_A = T_B$. Find the mass in both A and B and also the final T and P .

C.V. A + B . Then ${}_1Q_2 = 0$, ${}_1W_2 = 0$.

Force balance on piston: $P_A A = P_B A$, so final state in A and B is the same.

$$\text{State 1A: } u_{A1} = 102.457 ; \quad m_A = \frac{PV}{RT} = \frac{29.4 \times 10 \times 144}{53.34 \times 600} = \mathbf{1.323 \text{ lbm}}$$

$$\text{State 1B: } u_{B1} = 367.642 ; \quad m_B = \frac{PV}{RT} = \frac{147 \times 10 \times 144}{53.34 \times 2000} = \mathbf{1.984 \text{ lbm}}$$

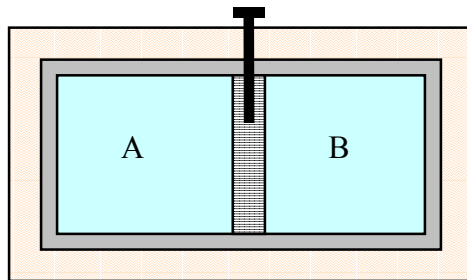
$$m_A(u_2 - u_1)_A + m_B(u_2 - u_1)_B = 0$$

$$(m_A + m_B)u_2 = m_A u_{A1} + m_B u_{B1}$$

$$= 1.323 \times 102.457 + 1.984 \times 367.642 = 864.95 \text{ Btu}$$

$$u_2 = 864.95/3.307 = 261.55 \quad \Rightarrow \quad T_2 = \mathbf{1475 \text{ R}}$$

$$P = m_{\text{tot}}RT_2/V_{\text{tot}} = \frac{3.307 \times 53.34 \times 1475}{20 \times 144} = \mathbf{90.34 \text{ lbf/in}^2}$$



5.170E

A 65 gallons rigid tank contains methane gas at 900 R, 200 psia. It is now cooled down to 540 R. Assume ideal gas and find the needed heat transfer.

Solution:

Ideal gas and recall from Table A.1 that 1 gal = 231 in³,

$$m = P_1 V / RT_1 = \frac{200 \times 65 \times 231}{96.35 \times 900 \times 12} = 2.886 \text{ lbm}$$

Process: $V = \text{constant} = V_1 \Rightarrow {}_1W_2 = 0$

Use specific heat from Table F.4

$$u_2 - u_1 = C_v (T_2 - T_1) = 0.415 (900 - 540) = -149.4 \text{ Btu/lbm}$$

Energy Equation

$${}_1Q_2 = m(u_2 - u_1) = 2.886 (-149.4) = \mathbf{-431.2 \text{ Btu}}$$

5.171E

Air in a piston/cylinder at 30 lbf/in.², 1080 R, is shown in Fig. P5.69. It is expanded in a constant-pressure process to twice the initial volume (state 2). The piston is then locked with a pin, and heat is transferred to a final temperature of 1080 R. Find P , T , and h for states 2 and 3, and find the work and heat transfer in both processes.

C.V. Air. Control mass $m_2 = m_3 = m_1$

$$1 \rightarrow 2: u_2 - u_1 = {}_1q_2 - {}_1w_2; \quad {}_1w_2 = \int P dv = P_1(v_2 - v_1) = R(T_2 - T_1)$$

$$\text{Ideal gas } Pv = RT \Rightarrow T_2 = T_1 v_2 / v_1 = 2T_1 = \mathbf{2160 \text{ R}}$$

$$P_2 = P_1 = 30 \text{ lbf/in.}^2, \quad h_2 = 549.357 \quad {}_1w_2 = RT_1 = 74.05 \text{ Btu/lbm}$$

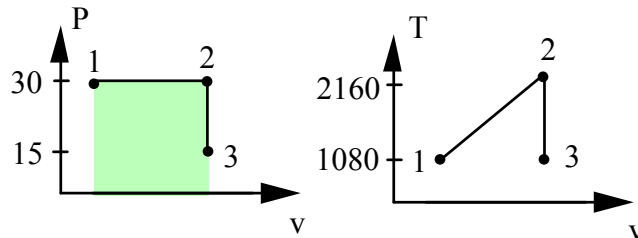
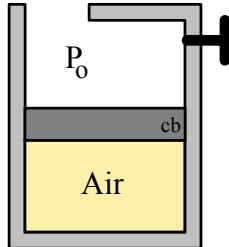
Table F.5 $h_2 = \mathbf{549.357 \text{ Btu/lbm}}, \quad h_3 = h_1 = \mathbf{261.099 \text{ Btu/lbm}}$

$${}_1q_2 = u_2 - u_1 + {}_1w_2 = h_2 - h_1 = 549.357 - 261.099 = \mathbf{288.26 \text{ Btu/lbm}}$$

$$2 \rightarrow 3: v_3 = v_2 = 2v_1 \Rightarrow {}_2w_3 = \mathbf{0},$$

$$P_3 = P_2 T_3 / T_2 = P_1 / 2 = \mathbf{15 \text{ lbf/in.}^2}$$

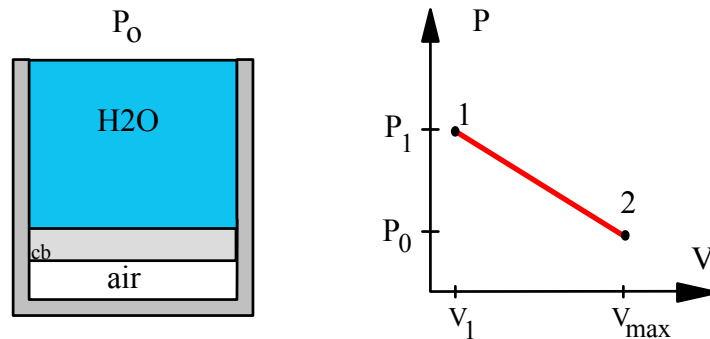
$${}_2q_3 = u_3 - u_2 = 187.058 - 401.276 = \mathbf{-214.2 \text{ Btu/lbm}}$$



5.172E

A 30-ft high cylinder, cross-sectional area 1 ft², has a massless piston at the bottom with water at 70 F on top of it, as shown in Fig. P5.93. Air at 540 R, volume 10 ft³ under the piston is heated so that the piston moves up, spilling the water out over the side. Find the total heat transfer to the air when all the water has been pushed out.

Solution



The water on top is compressed liquid and has mass

$$V_{\text{H}_2\text{O}} = V_{\text{tot}} - V_{\text{air}} = 30 \times 1 - 10 = 20 \text{ ft}^3$$

$$m_{\text{H}_2\text{O}} = V_{\text{H}_2\text{O}}/v_f = 20/0.016051 = 1246 \text{ lbm}$$

Initial air pressure is: $P_1 = P_0 + m_{\text{H}_2\text{O}}g/A = 14.7 + \frac{g}{1 \times 144} = 23.353 \text{ psia}$

$$\text{and then } m_{\text{air}} = \frac{PV}{RT} = \frac{23.353 \times 10 \times 144}{53.34 \times 540} = 1.1675 \text{ lbm}$$

State 2: $P_2 = P_0 = 14.7 \text{ lbf/in}^2$, $V_2 = 30 \times 1 = 30 \text{ ft}^3$

$${}_1W_2 = \int P dV = \frac{1}{2}(P_1 + P_2)(V_2 - V_1)$$

$$= \frac{1}{2}(23.353 + 14.7)(30 - 10) \times 144 / 778 = 70.43 \text{ Btu}$$

State 2: $P_2, V_2 \Rightarrow T_2 = \frac{T_1 P_2 V_2}{P_1 V_1} = \frac{540 \times 14.7 \times 30}{23.353 \times 10} = 1019.7 \text{ R}$

$${}_1Q_2 = m(u_2 - u_1) + {}_1W_2 = 1.1675 \times 0.171 (1019.7 - 540) + 70.43$$

$$= \mathbf{166.2 \text{ Btu}}$$

Polytropic Process**5.173E**

An air pistol contains compressed air in a small cylinder, as shown in Fig. P5.112. Assume that the volume is 1 in.³, pressure is 10 atm, and the temperature is 80 F when armed. A bullet, $m = 0.04$ lbm, acts as a piston initially held by a pin (trigger); when released, the air expands in an isothermal process ($T = \text{constant}$). If the air pressure is 1 atm in the cylinder as the bullet leaves the gun, find

- The final volume and the mass of air.
- The work done by the air and work done on the atmosphere.
- The work to the bullet and the bullet exit velocity.

C.V. Air. Air ideal gas:

$$m_{\text{air}} = P_1 V_1 / RT_1 = \frac{10 \times 14.7 \times 1}{53.34 \times 539.67 \times 12} = 4.26 \times 10^{-5} \text{ lbm}$$

Process: $PV = \text{const} = P_1 V_1 = P_2 V_2 \Rightarrow V_2 = V_1 P_1 / P_2 = 10 \text{ in}^3$

$${}_1W_2 = \int P dV = P_1 V_1 \int (1/V) dV = P_1 V_1 \ln(V_2/V_1) = 0.0362 \text{ Btu}$$

$${}_1W_{2,\text{ATM}} = P_0(V_2 - V_1) = 0.0142 \text{ Btu}$$

$$W_{\text{bullet}} = {}_1W_2 - {}_1W_{2,\text{ATM}} = 0.022 \text{ Btu} = \frac{1}{2} m_{\text{bullet}} (V_{\text{ex}})^2$$

$$V_{\text{ex}} = (2W_{\text{bullet}}/m_B)^{1/2} = (2 \times 0.022 \times 778 \times 32.174 / 0.04)^{1/2} = 165.9 \text{ ft/s}$$

5.174E

A piston/cylinder in a car contains 12 in.³ of air at 13 lbf/in.², 68 F, shown in Fig. P5.66. The air is compressed in a quasi-equilibrium polytropic process with polytropic exponent $n = 1.25$ to a final volume six times smaller. Determine the final pressure, temperature, and the heat transfer for the process.

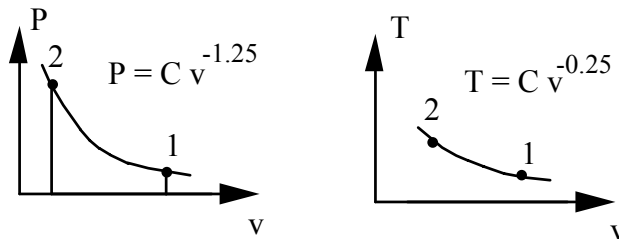
C.V. Air. This is a control mass going through a polytropic process.

$$\text{Cont.: } m_2 = m_1 ; \quad \text{Energy: } E_2 - E_1 = m(u_2 - u_1) = {}_1Q_2 - {}_1W_2$$

$$\text{Process: } Pv^n = \text{const.} ; \quad \text{Ideal gas: } Pv = RT$$

$$P_1 v_1^n = P_2 v_2^n \Rightarrow P_2 = P_1 \left(\frac{v_1}{v_2} \right)^n = 13 \times (6)^{1.25} = \mathbf{122.08 \text{ lbf/in}^2}$$

$$T_2 = T_1 (P_2 v_2 / P_1 v_1) = 527.67 (122.08 / 13 \times 6) = \mathbf{825.9 \text{ R}}$$



$$m = \frac{PV}{RT} = \frac{13 \times 12 \times 12^{-1}}{53.34 \times 527.67} = 4.619 \times 10^{-4} \text{ lbm}$$

$$\begin{aligned} {}_1W_2 &= \int P dv = \frac{1}{1-n} (P_2 v_2 - P_1 v_1) = \frac{R}{1-n} (T_2 - T_1) \\ &= 53.34 \left(\frac{825.9 - 527.67}{(1 - 1.25) \times 778} \right) = -81.79 \text{ Btu/lbm} \end{aligned}$$

$${}_1Q_2 = u_2 - u_1 + {}_1W_2 = 141.64 - 90.05 - 81.79 = -30.2 \text{ Btu/lbm}$$

$${}_1Q_2 = m {}_1q_2 = 4.619 \times 10^{-4} \times (-30.2) = \mathbf{-0.0139 \text{ Btu}}$$

5.175E

Oxygen at 50 lbf/in.², 200 F is in a piston/cylinder arrangement with a volume of 4 ft³. It is now compressed in a polytropic process with exponent, $n = 1.2$, to a final temperature of 400 F. Calculate the heat transfer for the process.

Continuity: $m_2 = m_1$; Energy: $E_2 - E_1 = m(u_2 - u_1) = {}_1Q_2 - {}_1W_2$

State 1: T, P and ideal gas, small change in T, so use Table C.4

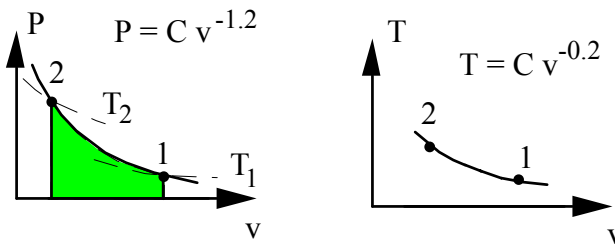
$$\Rightarrow m = \frac{P_1 V_1}{RT_1} = \frac{50 \times 4 \times 144}{48.28 \times 659.67} = 0.9043 \text{ lbm}$$

Process: $PV^n = \text{constant}$

$$\begin{aligned} {}_1W_2 &= \frac{1}{1-n} (P_2 V_2 - P_1 V_1) = \frac{mR}{1-n} (T_2 - T_1) = \frac{0.9043 \times 48.28}{1 - 1.2} \times \frac{400 - 200}{778} \\ &= -56.12 \text{ Btu} \end{aligned}$$

$${}_1Q_2 = m(u_2 - u_1) + {}_1W_2 \cong mC_v(T_2 - T_1) + {}_1W_2$$

$$= 0.9043 \times 0.158 (400 - 200) - 56.12 = -27.54 \text{ Btu}$$



5.176E

Helium gas expands from 20 psia, 600 R and 9 ft³ to 15 psia in a polytropic process with $n = 1.667$. How much heat transfer is involved?

Solution:

C.V. Helium gas, this is a control mass.

$$\text{Energy equation: } m(u_2 - u_1) = {}_1Q_2 - {}_1W_2$$

$$\text{Process equation: } PV^n = \text{constant} = P_1 V_1^n = P_2 V_2^n$$

$$\text{Ideal gas (F.4): } m = PV/RT = \frac{20 \times 9 \times 144}{386 \times 600} = 0.112 \text{ lbm}$$

Solve for the volume at state 2

$$V_2 = V_1 (P_1/P_2)^{1/n} = 9 \times \left(\frac{20}{15}\right)^{0.6} = 10.696 \text{ ft}^3$$

$$T_2 = T_1 P_2 V_2 / (P_1 V_1) = 600 \frac{15 \times 10.696}{20 \times 9} = 534.8 \text{ R}$$

Work from Eq.4.4

$$\begin{aligned} {}_1W_2 &= \frac{P_2 V_2 - P_1 V_1}{1-n} = \frac{15 \times 10.696 - 20 \times 9}{1 - 1.667} \text{ psia ft}^3 = 29.33 \text{ psia ft}^3 \\ &= 4223 \text{ lbf-ft} = 5.43 \text{ Btu} \end{aligned}$$

Use specific heat from Table F.4 to evaluate $u_2 - u_1$, $C_v = 0.744 \text{ Btu/lbm R}$

$$\begin{aligned} {}_1Q_2 &= m(u_2 - u_1) + {}_1W_2 = m C_v (T_2 - T_1) + {}_1W_2 \\ &= 0.112 \times 0.744 \times (534.8 - 600) + 5.43 = \mathbf{-0.003 \text{ Btu}} \end{aligned}$$

5.177E

A cylinder fitted with a frictionless piston contains R-134a at 100 F, 80% quality, at which point the volume is 3 Gal. The external force on the piston is now varied in such a manner that the R-134a slowly expands in a polytropic process to 50 lbf/in.², 80 F. Calculate the work and the heat transfer for this process.

Solution:

C.V. The mass of R-134a. Properties in Table F.10.1

$$v_1 = v_f + x_1 v_{fg} = 0.01387 + 0.8 \times 0.3278 = 0.2761 \text{ ft}^3/\text{lbm}$$

$$u_1 = 108.51 + 0.8 \times 62.77 = 158.73 \text{ Btu/lbm}; \quad P_1 = 138.926 \text{ psia}$$

$$m = V/v_1 = 3 \times 231 \times 12^{-3} / 0.2761 = 0.401 / 0.2761 = 1.4525 \text{ lbm}$$

State 2: $v_2 = 1.0563 \text{ ft}^3/\text{lbm}$ (sup.vap.);

$$u_2 = 181.1 - 50 \times 1.0563 \times 144/778 = 171.32 \text{ Btu/lbm}$$

$$\text{Process:} \quad n = \ln \frac{P_1}{P_2} / \ln \frac{V_2}{V_1} = \ln \frac{138.926}{50} / \ln \frac{1.0563}{0.2761} = 0.7616$$

$$\begin{aligned} {}_1W_2 &= \int P \, dV = \frac{P_2 V_2 - P_1 V_1}{1-n} \\ &= \frac{50 \times 1.0563 - 138.926 \times 0.2761}{1 - 0.7616} \times 1.4525 \times \frac{144}{778} = \mathbf{16.3 \text{ Btu}} \end{aligned}$$

$${}_1Q_2 = m(u_2 - u_1) + {}_1W_2 = 1.4525 (171.32 - 158.73) + 16.3 = \mathbf{34.6 \text{ Btu}}$$

5.178E

A piston cylinder contains argon at 20 lbf/in.², 60 F, and the volume is 4 ft³. The gas is compressed in a polytropic process to 100 lbf/in.², 550 F. Calculate the heat transfer during the process.

Find the final volume, then knowing P_1 , V_1 , P_2 , V_2 the polytropic exponent can be determined. Argon is an ideal monatomic gas (C_v is constant).

$$V_2 = V_1 = (P_1/P_2)^{1/n} (T_2/T_1) = 4 \times \frac{20}{100} \times \frac{1009.67}{519.67} = 1.554 \text{ ft}^3$$

$$\text{Process: } PV^n = \text{const.} \Rightarrow n = \ln \frac{P_1}{P_2} / \ln \frac{V_2}{V_1} = \ln \frac{100}{20} / \ln \frac{4}{1.554} = 1.702$$

$${}_1W_2 = \frac{1}{1-n} (P_2V_2 - P_1V_1) = \frac{100 \times 1.554 - 20 \times 4}{1-1.702} \times \frac{144}{778} = -19.9 \text{ Btu}$$

$$m = PV/RT = 20 \times 4 \times 144 / (38.68 \times 519.67) = 0.5731 \text{ lbm}$$

$$\begin{aligned} {}_1Q_2 &= m(u_2 - u_1) + {}_1W_2 = m C_v (T_2 - T_1) + {}_1W_2 \\ &= 0.5731 \times 0.0745 \times (550 - 60) - 19.9 = \mathbf{1.0 \text{ Btu}} \end{aligned}$$

Rates of Energy**5.179E**

A small elevator is being designed for a construction site. It is expected to carry four 150 lbm workers to the top of a 300-ft-tall building in less than 2 min. The elevator cage will have a counterweight to balance its mass. What is the smallest size (power) electric motor that can drive this unit?

$$m = 4 \times 150 = 600 \text{ lbm}; \quad \Delta Z = 300 \text{ ft}; \quad \Delta t = 2 \text{ minutes}$$

$$-\dot{W} = \dot{\Delta PE} = m \frac{g \Delta Z}{\Delta t} = \frac{600 \times 32.174 \times 300}{32.174 \times 2 \times 60} \frac{1}{550} = \mathbf{2.73 \text{ hp}}$$

5.180E

Water is in a piston cylinder maintaining constant P at 330 F, quality 90% with a volume of 4 ft³. A heater is turned on heating the water with 10 000 Btu/h. What is the elapsed time to vaporize all the liquid?

Solution:

Control volume water.

Continuity Eq.: $\dot{m}_{\text{tot}} = \text{constant} = \dot{m}_{\text{vapor}} + \dot{m}_{\text{liq}}$

on a rate form: $\dot{m}_{\text{tot}} = 0 = \dot{m}_{\text{vapor}} + \dot{m}_{\text{liq}} \Rightarrow \dot{m}_{\text{liq}} = -\dot{m}_{\text{vapor}}$

Energy equation: $\dot{U} = \dot{Q} - \dot{W} = \dot{m}_{\text{vapor}} u_{\text{fg}} = \dot{Q} - P \dot{m}_{\text{vapor}} v_{\text{fg}}$

Rearrange to solve for \dot{m}_{vapor}

$$\dot{m}_{\text{vapor}} (u_{\text{fg}} + P v_{\text{fg}}) = \dot{m}_{\text{vapor}} h_{\text{fg}} = \dot{Q}$$

From table F.7.1

$$h_{\text{fg}} = 887.5 \text{ Btu/lbm}, \quad v_1 = 0.01776 + 0.9 \cdot 4.2938 = 3.8822 \text{ ft}^3/\text{lbm}$$

$$m_1 = V_1/v_1 = 4/3.8822 = 1.0303 \text{ lbm}, \quad m_{\text{liq}} = (1-x_1)m_1 = 0.10303 \text{ lbm}$$

$$\dot{m}_{\text{vapor}} = \dot{Q}/h_{\text{fg}} = \frac{10\,000 \text{ Btu/h}}{887.5 \text{ Btu/lbm}} = 11.2676 \text{ lbm/h} = 0.00313 \text{ lbm/s}$$

$$\Delta t = m_{\text{liq}} / \dot{m}_{\text{vapor}} = 0.10303 / 0.00313 = \mathbf{32.9 \text{ s}}$$

5.181E

A computer in a closed room of volume 5000 ft³ dissipates energy at a rate of 10 hp. The room has 100 lbm of wood, 50 lbm of steel and air, with all material at 540 R, 1 atm. Assuming all the mass heats up uniformly how long time will it take to increase the temperature 20 F?

$$\text{C.V. Air, wood and steel. } m_2 = m_1 ; \quad U_2 - U_1 = {}_1Q_2 = \dot{Q} \Delta t$$

The total volume is nearly all air, but we can find volume of the solids.

$$V_{\text{wood}} = m/\rho = 100/44.9 = 2.23 \text{ ft}^3 ; \quad V_{\text{steel}} = 50/488 = 0.102 \text{ ft}^3$$

$$V_{\text{air}} = 5000 - 2.23 - 0.102 = 4997.7 \text{ ft}^3$$

$$m_{\text{air}} = PV/RT = 14.7 \times 4997.7 \times 144 / (53.34 \times 540) = 367.3 \text{ lbm}$$

We do not have a u table for steel or wood so use heat capacity.

$$\begin{aligned} \Delta U &= [m_{\text{air}} C_v + m_{\text{wood}} C_v + m_{\text{steel}} C_v] \Delta T \\ &= (367.3 \times 0.171 + 100 \times 0.3 + 50 \times 0.11) 20 \\ &= 1256.2 + 600 + 110 = 1966 \text{ Btu} = \dot{Q} \times \Delta t = 10 \times (550/778) \times \Delta t \\ \Rightarrow \Delta t &= [1966/10] \frac{778}{550} = 278 \text{ sec} = \mathbf{4.6 \text{ minutes}} \end{aligned}$$

5.182E

A closed cylinder is divided into two rooms by a frictionless piston held in place by a pin, as shown in Fig. P5.138. Room A has 0.3 ft^3 air at 14.7 lbf/in.^2 , 90 F , and room B has 10 ft^3 saturated water vapor at 90 F . The pin is pulled, releasing the piston and both rooms come to equilibrium at 90 F . Considering a control mass of the air and water, determine the work done by the system and the heat transfer to the cylinder.

Solution:

C.V. A + B, control mass of constant total volume.

$$\text{Energy equation: } m_A(u_2 - u_1)_A + m_B(u_{B2} - u_{B1}) = {}_1Q_2 - {}_1W_2$$

$$\text{Process equation: } V = C \Rightarrow {}_1W_2 = 0$$

$$T = C \Rightarrow (u_2 - u_1)_A = 0 \text{ (ideal gas)}$$

The pressure on both sides of the piston must be the same at state 2.

$$\text{Since two-phase: } P_2 = P_{g \text{ H}_2\text{O at } 90 \text{ F}} = P_{A2} = P_{B2} = 4.246 \text{ kPa}$$

$$\text{Air, I.G.: } P_{A1} V_{A1} = m_A R_A T = P_{A2} V_{A2} = P_{g \text{ H}_2\text{O at } 90 \text{ F}} V_{A2}$$

$$\rightarrow V_{A2} = \frac{14.7 \times 0.3}{0.6988} = 6.31 \text{ ft}^3$$

Now the water volume is the rest of the total volume

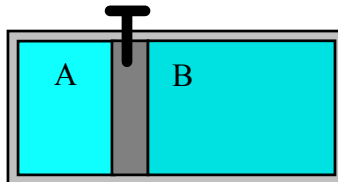
$$V_{B2} = V_{A1} + V_{B1} - V_{A2} = 0.30 + 10 - 6.31 = 3.99 \text{ ft}^3$$

$$m_B = \frac{V_{B1}}{v_{B1}} = \frac{10}{467.7} = 0.02138 \text{ lbm} \rightarrow v_{B2} = 186.6 \text{ ft}^3/\text{lbm}$$

$$186.6 = 0.016099 + x_{B2} \times (467.7 - 0.016) \Rightarrow x_{B2} = 0.39895$$

$$u_{B2} = 58.07 + 0.39895 \times 982.2 = 449.9 \text{ Btu/lbm}; u_{B1} = 1040.2$$

$${}_1Q_2 = m_B(u_{B2} - u_{B1}) = 0.02138 (449.9 - 1040.2) = \mathbf{-12.6 \text{ Btu}}$$



**SOLUTION MANUAL
SI UNIT PROBLEMS
CHAPTER 6**

SONNTAG • BORGNAKKE • VAN WYLEN



FUNDAMENTALS
of
Thermodynamics
Sixth Edition

CONTENT

SUBSECTION	PROB NO.
Correspondence table	
Concept-Study guide problems	1- 21
Continuity equation and flow rates	22-29
Single flow, single-device processes	
Nozzles, diffusers	30-39
Throttle flow	40-47
Turbines, expanders	48-54
Compressors, fans	55-62
Heaters, coolers	63-70
Pumps, pipe and channel flows	71-77
Multiple flow, single-device processes	
Turbines, compressors, expanders	78-83
Heat exchangers	84-90
Mixing processes	91-98
Multiple devices, cycle processes	99-107
Transient processes	108-123
Review Problems	124-134
Heat Transfer Problems	135-138
English Unit Problems	139-175

Correspondence List

This chapter 6 homework problem set corresponds to the 5th edition chapter 6 as follows.

Problems 1-21 are all new.

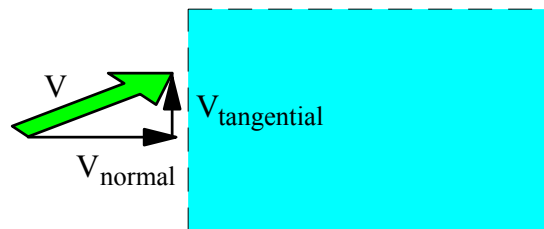
New	5th	New	5th	New	5th	New	5th
		50	new	80	37 mod	110	new
		51	33	81	34	111	49
22	1	52	new	82	41	112	new
23	2	53	32	83	new	113	48
24	new	54	new	84	14	114	51
25	4	55	new	85	new	115	new
26	5	56	36	86	13	116	new
27	new	57	new	87	new	117	new
28	6	58	new	88	new	118	50
29	new	59	38 mod	89	new	119	52
30	18	60	new	90	new	120	new
31	new	61	new	91	new	121	57
32	19	62	new	92	8	122	59
33	new	63	9	93	new	123	new
34	new	64	new	94	16	124	15
35	new	65	new	95	new	125	new
36	new	66	10	96	27	126	new
37	20	67	12	97	new	127	new
38	new	68	new	98	new	128	44
39	22	69	new	99	39a	129	45
40	23	70	new	100	39b	130	55
41	new	71	new	101	40a	131	56
42	new	72	35	102	42	132	62
43	24	73	new	103	43	133	63
44	new	74	11 mod	104	new	134	65
45	26 mod	75	new	105	46	135	new
46	new	76	new	106	47	136	new
47	25	77	new	107	new	137	new
48	new	78	29	108	58 mod	138	new
49	30	79	31	109	53		

CONCEPT-STUDY GUIDE PROBLEMS

6.1

A mass flow rate into a control volume requires a normal velocity component. Why?

The tangential velocity component does not bring any substance across the control volume surface as it flows parallel to it, the normal component of velocity brings substance in or out of the control volume according to its sign. The normal component must be into the control volume to bring mass in, just like when you enter a bus (it does not help that you run parallel with the bus side).



6.2

A temperature difference drives a heat transfer. Does a similar concept apply to \dot{m} ?

Yes. A pressure difference drives the flow. The fluid is accelerated in the direction of a lower pressure as it is being pushed harder behind it than in front of it. This also means a higher pressure in front can decelerate the flow to a lower velocity which happens at a stagnation on a wall.



6.3

Can a steady state device have boundary work?

No. Any change in size of the control volume would require either a change in mass inside or a change in state inside, neither of which is possible in a steady-state process.

6.4

Can you say something about changes in \dot{m} and \dot{V} through a steady flow device?

The continuity equation expresses the conservation of mass, so the total amount of \dot{m} entering must be equal to the total amount leaving. For a single flow device the mass flow rate is constant through it, so you have the same mass flow rate across any total cross-section of the device from the inlet to the exit.

The volume flow rate is related to the mass flow rate as

$$\dot{V} = v \dot{m}$$

so it can vary if the state changes (then v changes) for a constant mass flow rate.

This also means that the velocity can change (influenced by the area as $\dot{V} = \mathbf{V}A$) and the flow can experience an acceleration (like in a nozzle) or a deceleration (as in a diffuser).

6.5

How does a nozzle or sprayhead generate kinetic energy?

By accelerating the fluid from a high pressure towards the lower pressure, which is outside the nozzle. The higher pressure pushes harder than the lower pressure so there is a net force on any mass element to accelerate it.



6.6

Liquid water at 15°C flows out of a nozzle straight up 15 m. What is nozzle \mathbf{V}_{exit} ?

$$\text{Energy Eq.6.13: } h_{\text{exit}} + \frac{1}{2} \mathbf{V}_{\text{exit}}^2 + gH_{\text{exit}} = h_2 + \frac{1}{2} \mathbf{V}_2^2 + gH_2$$

If the water can flow 15 m up it has specific potential energy of gH_2 which must equal the specific kinetic energy out of the nozzle $\mathbf{V}_{\text{exit}}^2/2$. The water does not change P or T so h is the same.

$$\begin{aligned} \mathbf{V}_{\text{exit}}^2/2 &= g(H_2 - H_{\text{exit}}) = gH \quad \Rightarrow \\ \mathbf{V}_{\text{exit}} &= \sqrt{2gH} = \sqrt{2 \times 9.807 \times 15 \text{ m}^2/\text{s}^2} = \mathbf{17.15 \text{ m/s}} \end{aligned}$$

6.7

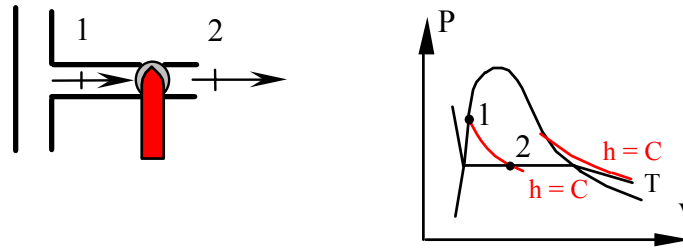
What is the difference between a nozzle flow and a throttle process?

In both processes a flow moves from a higher to a lower pressure. In the nozzle the pressure drop generates kinetic energy, whereas that does not take place in the throttle process. The pressure drop in the throttle is due to a flow restriction and represents a loss.

6.8

If you throttle a saturated liquid what happens to the fluid state? If it is an ideal gas?

The throttle process is approximated as a constant enthalpy process. Changing the state from saturated liquid to a lower pressure with the same h gives a two-phase state so some of the liquid will vaporize and it becomes colder.



If the same process happens in an ideal gas then same h gives the same temperature (h a function of T only) at the lower pressure.

6.9

R-134a at 30°C , 800 kPa is throttled so it becomes cold at -10°C . What is exit P?

State 1 is slightly compressed liquid so

$$\text{Table B.5.1: } h = h_f = 241.79 \text{ kJ/kg}$$

At the lower temperature it becomes two-phase since the throttle flow has constant h and at -10°C : $h_g = 392.28 \text{ kJ/kg}$

$$P = P_{\text{sat}} = \mathbf{210.7 \text{ kPa}}$$

6.10

Air at 500 K, 500 kPa is expanded to 100 kPa in two steady flow cases. Case one is a throttle and case two is a turbine. Which has the highest exit T? Why?

1. Throttle.

In the throttle flow no work is taken out, no kinetic energy is generated and we assume no heat transfer takes place and no potential energy change. The energy equation becomes constant h , which gives constant T since it is an ideal gas.

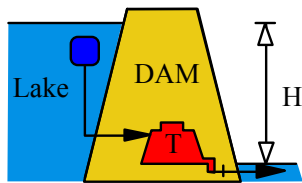
2. Turbine.

In the turbine work is taken out on a shaft so the fluid expands and P and T drops.

6.11

A turbine at the bottom of a dam has a flow of liquid water through it. How does that produce power? Which terms in the energy equation are important?

The water at the bottom of the dam in the turbine inlet is at a high pressure. It runs through a nozzle generating kinetic energy as the pressure drops. This high kinetic energy flow impacts a set of rotating blades or buckets which converts the kinetic energy to power on the shaft so the flow leaves at low pressure and low velocity.



6.12

A windmill takes a fraction of the wind kinetic energy out as power on a shaft. In what manner does the temperature and wind velocity influence the power? Hint: write the power as mass flow rate times specific work.


The work as a fraction f of the flow of kinetic energy becomes

$$\dot{W} = \dot{m}w = \dot{m} f \frac{1}{2} \mathbf{V}_{\text{in}}^2 = \rho A \mathbf{V}_{\text{in}} f \frac{1}{2} \mathbf{V}_{\text{in}}^2$$

so the power is proportional to the velocity cubed. The temperature enters through the density, so assuming air as ideal gas

$$\rho = 1/v = P/RT$$

and the power is inversely proportional to temperature.



6.13

If you compress air the temperature goes up, why? When the hot air, high P flows in long pipes it eventually cools to ambient T. How does that change the flow?

As the air is compressed, volume decreases so work is done on a mass element, its energy and hence temperature goes up. If it flows at nearly constant P and cools its density increases (v decreases) so it slows down

for same mass flow rate ($\dot{m} = \rho A \mathbf{V}$) and flow area.

6.14

In a boiler you vaporize some liquid water at 100 kPa flowing at 1 m/s. What is the velocity of the saturated vapor at 100 kPa if the pipe size is the same? Can the flow then be constant P?

The continuity equation with average values is written

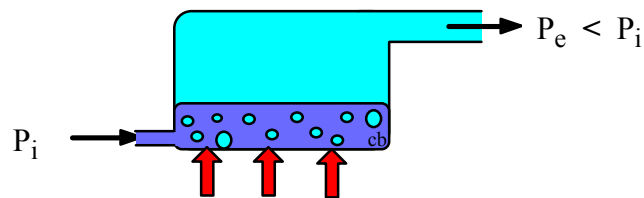
$$\dot{m}_i = \dot{m}_e = \dot{m} = \rho A \mathbf{V} = A \mathbf{V} / v = A \mathbf{V}_i / v_i = A \mathbf{V}_e / v_e$$

From Table B.1.2 at 100 kPa we get

$$v_f = 0.001043 \text{ m}^3/\text{kg}; \quad v_g = 1.694 \text{ m}^3/\text{kg}$$

$$\mathbf{V}_e = \mathbf{V}_i v_e / v_i = 1 \frac{1.694}{0.001043} = 1624 \text{ m/s}$$

To accelerate the flow up to that speed you need a large force ($\Delta P A$) so a large pressure drop is needed.

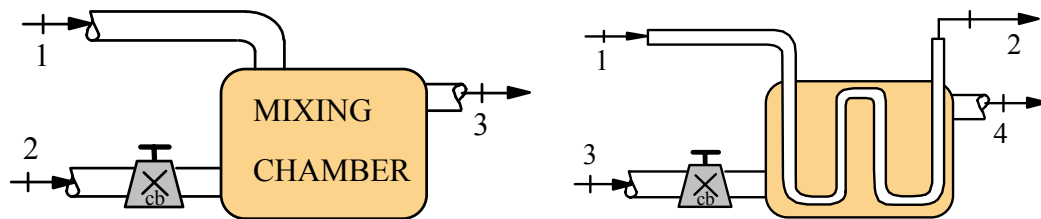


6.15

A mixing chamber has all flows at the same P, neglecting losses. A heat exchanger has separate flows exchanging energy, but they do not mix. Why have both kinds?

You might allow mixing when you can use the resulting output mixture, say it is the same substance. You may also allow it if you definitely want the outgoing mixture, like water out of a faucet where you mix hot and cold water. Even if it is different substances it may be desirable, say you add water to dry air to make it more moist, typical for a winter time air-conditioning set-up.

In other cases it is different substances that flow at different pressures with one flow heating or cooling the other flow. This could be hot combustion gases heating a flow of water or a primary fluid flow around a nuclear reactor heating a transfer fluid flow. Here the fluid being heated should stay pure so it does not absorb gases or radioactive particles and becomes contaminated. Even when the two flows have the same substance there may be a reason to keep them at separate pressures.



6.16

In a co-flowing (same direction) heat exchanger 1 kg/s air at 500 K flows into one channel and 2 kg/s air flows into the neighboring channel at 300 K. If it is infinitely long what is the exit temperature? Sketch the variation of T in the two flows.

C.V. mixing section (no \dot{W} , \dot{Q})

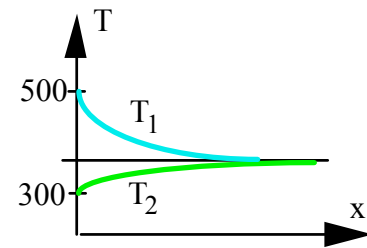

$$\text{Continuity Eq.:} \quad \dot{m}_1 = \dot{m}_3 \quad \text{and} \quad \dot{m}_2 = \dot{m}_4$$

$$\text{Energy Eq. 6.10:} \quad \dot{m}_1 h_1 + \dot{m}_2 h_2 = \dot{m}_1 h_3 + \dot{m}_2 h_4$$

$$\text{Same exit } T: \quad h_3 = h_4 = [\dot{m}_1 h_1 + \dot{m}_2 h_2] / [\dot{m}_1 + \dot{m}_2]$$

Using constant specific heat

$$T_3 = T_4 = \frac{\dot{m}_1}{\dot{m}_1 + \dot{m}_2} T_1 + \frac{\dot{m}_2}{\dot{m}_1 + \dot{m}_2} T_2 = \frac{1}{3} \times 500 + \frac{2}{3} \times 300 = \mathbf{367 \text{ K}}$$



6.17

Air at 600 K flows with 3 kg/s into a heat exchanger and out at 100°C. How much (kg/s) water coming in at 100 kPa, 20°C can the air heat to the boiling point?

C.V. Total heat exchanger. The flows are not mixed so the two flowrates are constant through the device. No external heat transfer and no work.

$$\text{Energy Eq. 6.10: } \dot{m}_{\text{air}} h_{\text{air in}} + \dot{m}_{\text{water}} h_{\text{water in}} = \dot{m}_{\text{air}} h_{\text{air out}} + \dot{m}_{\text{water}} h_{\text{water out}}$$

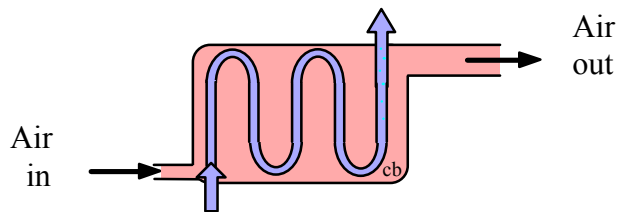
$$\dot{m}_{\text{air}} [h_{\text{air in}} - h_{\text{air out}}] = \dot{m}_{\text{water}} [h_{\text{water out}} - h_{\text{water in}}]$$

$$\text{Table B.1.2: } h_{\text{water out}} - h_{\text{water in}} = 2675.46 - 83.94 = 2591.5 \text{ kJ/kg}$$

$$\text{Table A.7.1: } h_{\text{air in}} - h_{\text{air out}} = 607.32 - 374.14 = 233.18 \text{ kJ/kg}$$

Solve for the flow rate of water from the energy equation

$$\dot{m}_{\text{water}} = \dot{m}_{\text{air}} \frac{h_{\text{air in}} - h_{\text{air out}}}{h_{\text{water out}} - h_{\text{water in}}} = 3 \times \frac{233.18}{2591.5} = \mathbf{0.27 \text{ kg/s}}$$



6.18

Steam at 500 kPa, 300°C is used to heat cold water at 15°C to 75°C for domestic hot water supply. How much steam per kg liquid water is needed if the steam should not condense?

Solution:

C.V. Each line separately. No work but there is heat transfer out of the steam flow and into the liquid water flow.

$$\text{Water line energy Eq.: } \dot{m}_{\text{liq}} h_i + \dot{Q} = \dot{m}_{\text{liq}} h_e \Rightarrow \dot{Q} = \dot{m}_{\text{liq}} (h_e - h_i)$$

For the liquid water look in Table B.1.1

$$\begin{aligned} \Delta h_{\text{liq}} &= h_e - h_i = 313.91 - 62.98 = 250.93 \text{ kJ/kg} \\ &(\cong C_p \Delta T = 4.18 (75 - 15) = 250.8 \text{ kJ/kg}) \end{aligned}$$

Steam line energy has the same heat transfer but it goes out

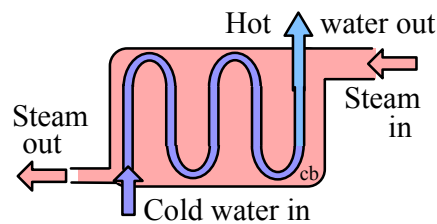
$$\text{Steam Energy Eq.: } \dot{m}_{\text{steam}} h_i = \dot{Q} + \dot{m}_{\text{steam}} h_e \Rightarrow \dot{Q} = \dot{m}_{\text{steam}} (h_i - h_e)$$

For the steam look in Table B.1.3 at 500 kPa

$$\Delta h_{\text{steam}} = h_i - h_e = 3064.2 - 2748.67 = 315.53 \text{ kJ/kg}$$

Now the heat transfer for the steam is substituted into the energy equation for the water to give

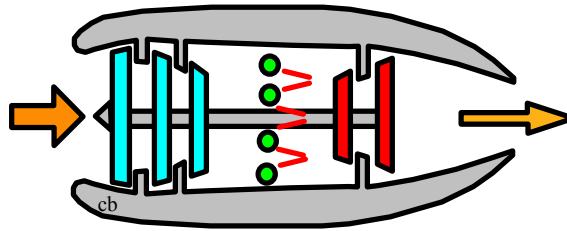
$$\dot{m}_{\text{steam}} / \dot{m}_{\text{liq}} = \Delta h_{\text{liq}} / \Delta h_{\text{steam}} = \frac{250.93}{315.53} = \mathbf{0.795}$$



6.19

Air at 20 m/s, 260 K, 75 kPa with 5 kg/s flows into a jet engine and it flows out at 500 m/s, 800 K, 75 kPa. What is the change (power) in flow of kinetic energy?

$$\begin{aligned} \dot{m} \Delta KE &= \dot{m} \frac{1}{2} (\mathbf{V}_e^2 - \mathbf{V}_i^2) \\ &= 5 \text{ kg/s} \times \frac{1}{2} (500^2 - 20^2) \text{ (m/s)}^2 \frac{1}{1000} \text{ (kW/W)} = \mathbf{624 \text{ kW}} \end{aligned}$$



6.20

An initially empty cylinder is filled with air from 20°C, 100 kPa until it is full. Assuming no heat transfer is the final temperature larger, equal to or smaller than 20°C? Does the final T depend on the size of the cylinder?

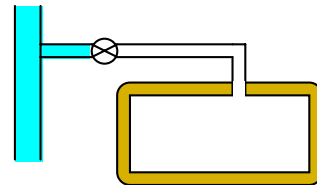
This is a transient problem with no heat transfer and no work. The balance equations for the tank as C.V. become

Continuity Eq.: $m_2 - 0 = m_i$

Energy Eq.: $m_2 u_2 - 0 = m_i h_i + Q - W = m_i h_i + 0 - 0$

Final state: $u_2 = h_i$ & $P_2 = P_i$

$T_2 > T_i$ and it does not depend on V



6.21

A cylinder has 0.1 kg air at 25°C, 200 kPa with a 5 kg piston on top. A valve at the bottom is opened to let the air out and the piston drops 0.25 m towards the bottom. What is the work involved in this process? What happens to the energy?

If we neglect acceleration of piston then $P = C = P_{\text{equilibrium}}$

$$W = P \Delta V$$

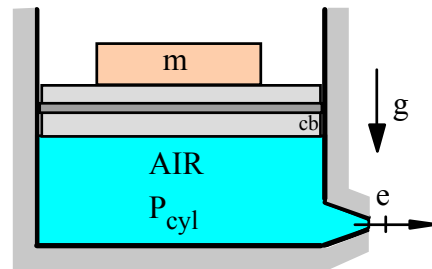
To get the volume change from the height we need the cylinder area. The force balance on the piston gives

$$P = P_o + \frac{m_p g}{A} \Rightarrow A = \frac{m_p g}{P - P_o} = \frac{5 \times 9.807}{100 \times 1000} = 0.00049 \text{ m}^2$$

$$\Delta V = -AH = -0.00049 \times 0.25 = -0.0001225 \text{ m}^3$$

$$W = P \Delta V = 200 \text{ kPa} \times (-0.0001225) \text{ m}^3 = -0.0245 \text{ kJ}$$

The air that remains inside has not changed state and therefore not energy. The work leaves as flow work $Pv \Delta m$.



Continuity equation and flow rates

6.22

Air at 35°C, 105 kPa, flows in a 100 mm × 150 mm rectangular duct in a heating system. The volumetric flow rate is 0.015 m³/s. What is the velocity of the air flowing in the duct and what is the mass flow rate?

Solution:

Assume a constant velocity across the duct area with

$$A = 100 \times 150 \times 10^{-6} \text{ m}^2 = 0.015 \text{ m}^2$$

and the volumetric flow rate from Eq.6.3,

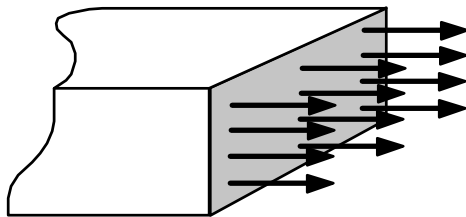
$$\dot{V} = \dot{m}v = A\mathbf{V}$$

$$\mathbf{V} = \frac{\dot{V}}{A} = \frac{0.015 \text{ m}^3/\text{s}}{0.015 \text{ m}^2} = \mathbf{1.0 \text{ m/s}}$$

Ideal gas so note:

$$v = \frac{RT}{P} = \frac{0.287 \times 308.2}{105} = 0.8424 \text{ m}^3/\text{kg}$$

$$\dot{m} = \frac{\dot{V}}{v} = \frac{0.015}{0.8424} = \mathbf{0.0178 \text{ kg/s}}$$



6.23

A boiler receives a constant flow of 5000 kg/h liquid water at 5 MPa, 20°C and it heats the flow such that the exit state is 450°C with a pressure of 4.5 MPa. Determine the necessary minimum pipe flow area in both the inlet and exit pipe(s) if there should be no velocities larger than 20 m/s.

Solution:

Mass flow rate from Eq.6.3, both $V \leq 20$ m/s

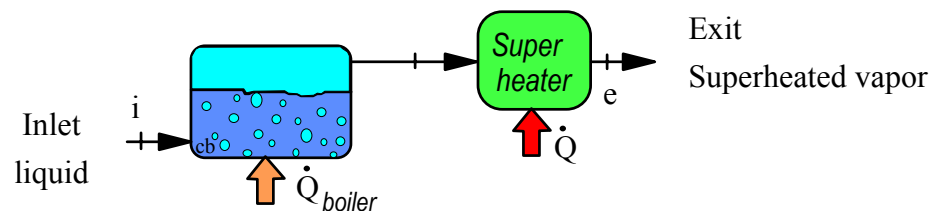
$$\dot{m}_i = \dot{m}_e = (AV/v)_i = (AV/v)_e = 5000 \frac{1}{3600} \text{ kg/s}$$

Table B.1.4 $v_i = 0.001 \text{ m}^3/\text{kg}$,

Table B.1.3 $v_e = (0.08003 + 0.00633)/2 = 0.07166 \text{ m}^3/\text{kg}$,

$$A_i \geq v_i \dot{m}/V_i = 0.001 \times \frac{5000}{3600} / 20 = 6.94 \times 10^{-5} \text{ m}^2 = \mathbf{0.69 \text{ cm}^2}$$

$$A_e \geq v_e \dot{m}/V_e = 0.07166 \times \frac{5000}{3600} / 20 = 4.98 \times 10^{-3} \text{ m}^2 = \mathbf{50 \text{ cm}^2}$$



6.24

An empty bathtub has its drain closed and is being filled with water from the faucet at a rate of 10 kg/min. After 10 minutes the drain is opened and 4 kg/min flows out and at the same time the inlet flow is reduced to 2 kg/min. Plot the mass of the water in the bathtub versus time and determine the time from the very beginning when the tub will be empty.

Solution:

During the first 10 minutes we have

$$\frac{dm_{cv}}{dt} = \dot{m}_i = 10 \text{ kg/min}, \quad \Delta m = \dot{m} \Delta t_1 = 10 \times 10 = 100 \text{ kg}$$

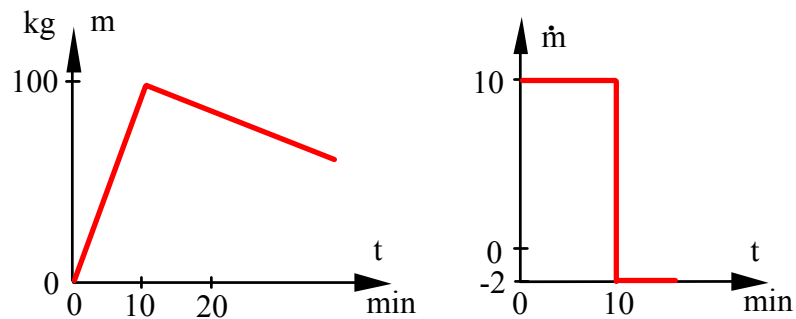
So we end up with 100 kg after 10 min. For the remaining period we have

$$\frac{dm_{cv}}{dt} = \dot{m}_i - \dot{m}_e = 2 - 4 = -2 \text{ kg/min}$$

$$\Delta m_2 = \dot{m}_{net} \Delta t_2 \rightarrow \Delta t_2 = \frac{\Delta m}{\dot{m}_{net}} = -100 / -2 = 50 \text{ min.}$$

So it will take an additional 50 min. to empty

$$\Delta t_{tot} = \Delta t_1 + \Delta t_2 = 10 + 50 = \mathbf{60 \text{ min.}}$$



6.25

Nitrogen gas flowing in a 50-mm diameter pipe at 15°C, 200 kPa, at the rate of 0.05 kg/s, encounters a partially closed valve. If there is a pressure drop of 30 kPa across the valve and essentially no temperature change, what are the velocities upstream and downstream of the valve?

Solution:

Same inlet and exit area: $A = \frac{\pi}{4} (0.050)^2 = 0.001963 \text{ m}^2$


Ideal gas: $v_i = \frac{RT_i}{P_i} = \frac{0.2968 \times 288.2}{200} = 0.4277 \text{ m}^3/\text{kg}$

From Eq.6.3,

$$V_i = \frac{\dot{m}v_i}{A} = \frac{0.05 \times 0.4277}{0.001963} = \mathbf{10.9 \text{ m/s}}$$

Ideal gas: $v_e = \frac{RT_e}{P_e} = \frac{0.2968 \times 288.2}{170} = 0.5032 \text{ m}^3/\text{kg}$

$$V_e = \frac{\dot{m}v_e}{A} = \frac{0.05 \times 0.5032}{0.001963} = \mathbf{12.8 \text{ m/s}}$$



6.26

Saturated vapor R-134a leaves the evaporator in a heat pump system at 10°C , with a steady mass flow rate of 0.1 kg/s . What is the smallest diameter tubing that can be used at this location if the velocity of the refrigerant is not to exceed 7 m/s ?

Solution:

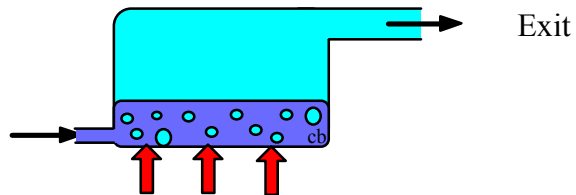
$$\text{Mass flow rate Eq.6.3: } \dot{m} = \dot{V}/v = A\mathbf{V}/v$$

$$\text{Exit state Table B.5.1: } (T = 10^\circ\text{C}, x = 1) \Rightarrow v = v_g = 0.04945\text{ m}^3/\text{kg}$$

The minimum area is associated with the maximum velocity for given \dot{m}

$$A_{\text{MIN}} = \frac{\dot{m}v_g}{\mathbf{V}_{\text{MAX}}} = \frac{0.1\text{ kg/s} \times 0.04945\text{ m}^3/\text{kg}}{7\text{ m/s}} = 0.000706\text{ m}^2 = \frac{\pi}{4} D_{\text{MIN}}^2$$

$$D_{\text{MIN}} = \mathbf{0.03\text{ m} = 30\text{ mm}}$$



6.27

A hot air home heating system takes $0.25 \text{ m}^3/\text{s}$ air at 100 kPa , 17°C into a furnace and heats it to 52°C and delivers the flow to a square duct 0.2 m by 0.2 m at 110 kPa . What is the velocity in the duct?

Solution:

The inflow flow is given by a \dot{m}_i

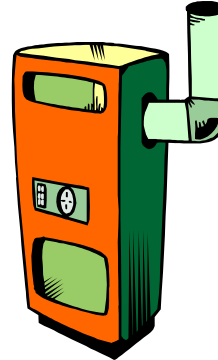
Continuity Eq.: $\dot{m}_i = \dot{V}_i / v_i = \dot{m}_e = A_e \mathbf{V}_e / v_e$

$$\text{Ideal gas: } v_i = \frac{RT_i}{P_i} = \frac{0.287 \times 290}{100} = 0.8323 \frac{\text{m}^3}{\text{kg}}$$

$$v_e = \frac{RT_e}{P_e} = \frac{0.287 \times (52 + 273)}{110} \\ = 0.8479 \text{ m}^3/\text{kg}$$

$$\dot{m}_i = \dot{V}_i / v_i = 0.25 / 0.8323 = 0.30 \text{ kg/s}$$

$$\mathbf{V}_e = \dot{m} v_e / A_e = \frac{0.3 \times 0.8479}{0.2 \times 0.2} \frac{\text{m}^3/\text{s}}{\text{m}^2} = \mathbf{6.36 \text{ m/s}}$$



6.28

Steam at 3 MPa, 400°C enters a turbine with a volume flow rate of 5 m³/s. An extraction of 15% of the inlet mass flow rate exits at 600 kPa, 200°C. The rest exits the turbine at 20 kPa with a quality of 90%, and a velocity of 20 m/s. Determine the volume flow rate of the extraction flow and the diameter of the final exit pipe.

Solution:

$$\text{Inlet flow : } \dot{m}_i = \dot{V}/v = 5/0.09936 = 50.32 \text{ kg/s} \quad (\text{Table B.1.3})$$

$$\text{Extraction flow : } \dot{m}_e = 0.15 \dot{m}_i = 7.55 \text{ kg/s}; \quad v = 0.35202 \text{ m}^3/\text{kg}$$

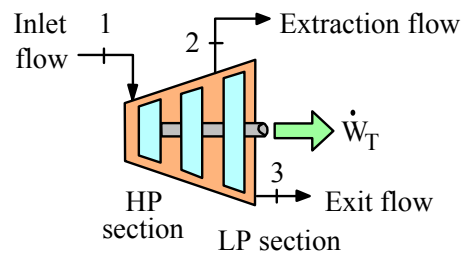
$$\dot{V}_{\text{ex}} = \dot{m}_e v = 7.55 \times 0.35202 = \mathbf{2.658 \text{ m}^3/\text{s}}$$

$$\text{Exit flow : } \dot{m} = 0.85 \dot{m}_i = 42.77 \text{ kg/s}$$

$$\text{Table B.1.2} \quad v = 0.001017 + 0.9 \times 7.64835 = 6.8845 \text{ m}^3/\text{kg}$$

$$\dot{m} = AV/v \Rightarrow A = (\pi/4) D^2 = \dot{m} v/V = 42.77 \times 6.8845/20 = 14.723 \text{ m}^2$$

$$\Rightarrow \mathbf{D = 4.33 \text{ m}}$$



6.29

A household fan of diameter 0.75 m takes air in at 98 kPa, 22°C and delivers it at 105 kPa, 23°C with a velocity of 1.5 m/s. What are the mass flow rate (kg/s), the inlet velocity and the outgoing volume flow rate in m³/s?

Solution:

$$\begin{aligned} \text{Continuity Eq.} \quad \dot{m}_i &= \dot{m}_e = A\mathbf{V} / v \\ \text{Ideal gas} \quad v &= RT/P \end{aligned}$$

$$\text{Area : } A = \frac{\pi}{4} D^2 = \frac{\pi}{4} \times 0.75^2 = 0.442 \text{ m}^2$$


$$\dot{V}_e = A\mathbf{V}_e = 0.442 \times 1.5 = \mathbf{0.6627 \text{ m}^3/\text{s}}$$

$$v_e = \frac{RT_e}{P_e} = \frac{0.287 \times (23 + 273)}{105} = 0.8091 \text{ m}^3/\text{kg}$$

$$\dot{m}_i = \dot{V}_e / v_e = 0.6627 / 0.8091 = \mathbf{0.819 \text{ kg/s}}$$

$$A\mathbf{V}_i / v_i = \dot{m}_i = A\mathbf{V}_e / v_e$$

$$\mathbf{V}_i = \mathbf{V}_e \times (v_i / v_e) = \mathbf{V}_e \times \frac{RT_i}{P_i v_e} = 1.5 \times \frac{0.287 \times (22 + 273)}{98 \times 0.8091} = \mathbf{1.6 \text{ m/s}}$$



Single flow single device processes

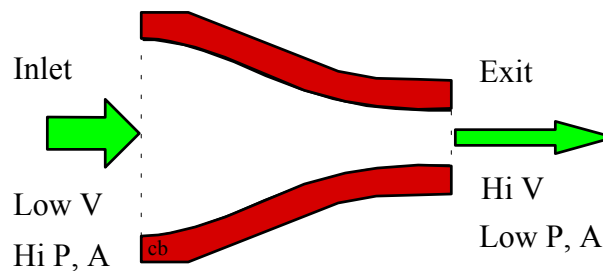
Nozzles, diffusers

6.30

Nitrogen gas flows into a convergent nozzle at 200 kPa, 400 K and very low velocity. It flows out of the nozzle at 100 kPa, 330 K. If the nozzle is insulated find the exit velocity.

Solution:

C.V. Nozzle steady state one inlet and exit flow, insulated so it is adiabatic.



$$\text{Energy Eq.6.13: } h_1 + \emptyset = h_2 + \frac{1}{2} V_2^2$$

$$\begin{aligned} V_2^2 &= 2 (h_1 - h_2) \cong 2 C_{PN_2} (T_1 - T_2) = 2 \times 1.042 (400 - 330) \\ &= 145.88 \text{ kJ/kg} = 145\,880 \text{ J/kg} \end{aligned}$$

$$\Rightarrow V_2 = \mathbf{381.9 \text{ m/s}}$$

6.31

A nozzle receives 0.1 kg/s steam at 1 MPa, 400°C with negligible kinetic energy. The exit is at 500 kPa, 350°C and the flow is adiabatic. Find the nozzle exit velocity and the exit area.

Solution:

$$\text{Energy Eq.6.13: } h_1 + \frac{1}{2} \mathbf{V}_1^2 + gZ_1 = h_2 + \frac{1}{2} \mathbf{V}_2^2 + gZ_2$$

$$\text{Process: } Z_1 = Z_2$$

$$\text{State 1: } \mathbf{V}_1 = 0, \text{ Table B.1.3 } h_1 = 3263.88 \text{ kJ/kg}$$

$$\text{State 2: Table B.1.3 } h_2 = 3167.65 \text{ kJ/kg}$$

Then from the energy equation

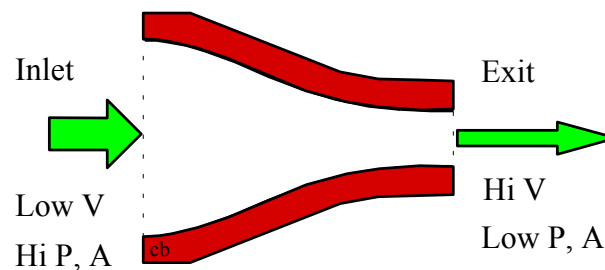
$$\frac{1}{2} \mathbf{V}_2^2 = h_1 - h_2 = 3263.88 - 3167.65 = 96.23 \text{ kJ/kg}$$

$$\mathbf{V}_2 = \sqrt{2(h_1 - h_2)} = \sqrt{2 \times 96.23 \times 1000} = 438.7 \text{ m/s}$$

The mass flow rate from Eq.6.3

$$\dot{m} = \rho A \mathbf{V} = A \mathbf{V} / v$$

$$A = \dot{m} v / \mathbf{V} = 0.1 \times 0.57012 / 438.7 = 0.00013 \text{ m}^2 = 1.3 \text{ cm}^2$$



6.32

Superheated vapor ammonia enters an insulated nozzle at 20°C, 800 kPa, shown in Fig. P6.32, with a low velocity and at the steady rate of 0.01 kg/s. The ammonia exits at 300 kPa with a velocity of 450 m/s. Determine the temperature (or quality, if saturated) and the exit area of the nozzle.

Solution:

C.V. Nozzle, steady state, 1 inlet and 1 exit flow, insulated so no heat transfer.

$$\text{Energy Eq. 6.13: } q + h_i + \mathbf{V}_i^2/2 = h_e + \mathbf{V}_e^2/2,$$

$$\text{Process: } q = 0, \quad \mathbf{V}_i = 0$$

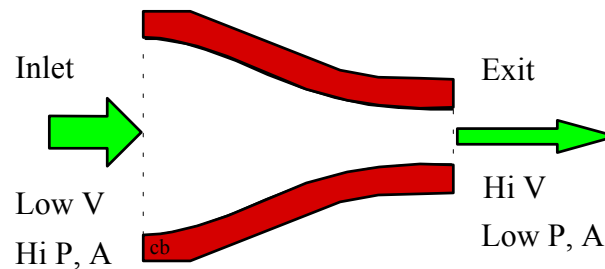
$$\text{Table B.2.2: } h_i = 1464.9 = h_e + 450^2/(2 \times 1000) \Rightarrow h_e = 1363.6 \text{ kJ/kg}$$

$$\text{Table B.2.1: } P_e = 300 \text{ kPa Sat. state at } -9.2^\circ\text{C} :$$

$$h_e = 1363.6 = 138.0 + x_e \times 1293.8,$$

$$\Rightarrow x_e = \mathbf{0.947}, \quad v_e = 0.001536 + x_e \times 0.4064 = 0.3864 \text{ m}^3/\text{kg}$$

$$A_e = \dot{m}_e v_e / \mathbf{V}_e = 0.01 \times 0.3864 / 450 = \mathbf{8.56 \times 10^{-6} \text{ m}^2}$$



6.33

In a jet engine a flow of air at 1000 K, 200 kPa and 30 m/s enters a nozzle, as shown in Fig. P6.33, where the air exits at 850 K, 90 kPa. What is the exit velocity assuming no heat loss?

Solution:

C.V. nozzle. No work, no heat transfer

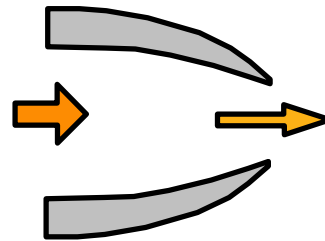
$$\text{Continuity} \quad \dot{m}_i = \dot{m}_e = \dot{m}$$

$$\text{Energy :} \quad \dot{m} (h_i + \frac{1}{2}\mathbf{V}_i^2) = \dot{m}(h_e + \frac{1}{2}\mathbf{V}_e^2)$$

Due to high T take h from table A.7.1

$$\begin{aligned} \frac{1}{2}\mathbf{V}_e^2 &= \frac{1}{2}\mathbf{V}_i^2 + h_i - h_e \\ &= \frac{1}{2000} (30)^2 + 1046.22 - 877.4 \\ &= 0.45 + 168.82 = 169.27 \text{ kJ/kg} \end{aligned}$$

$$\mathbf{V}_e = (2000 \times 169.27)^{1/2} = \mathbf{581.8 \text{ m/s}}$$



6.34

In a jet engine a flow of air at 1000 K, 200 kPa and 40 m/s enters a nozzle where the air exits at 500 m/s, 90 kPa. What is the exit temperature assuming no heat loss?

Solution:

C.V. nozzle, no work, no heat transfer

$$\text{Continuity} \quad \dot{m}_i = \dot{m}_e = \dot{m}$$

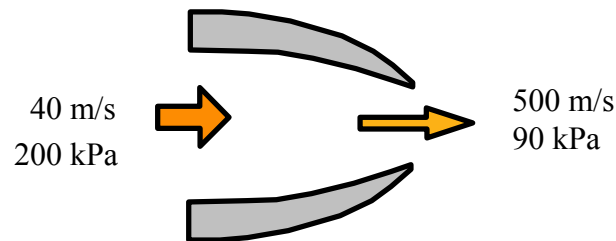
$$\text{Energy :} \quad \dot{m} (h_i + \frac{1}{2} \mathbf{V}_i^2) = \dot{m} (h_e + \frac{1}{2} \mathbf{V}_e^2)$$

Due to the high T we take the h value from Table A.7.1

$$\begin{aligned} h_e &= h_i + \frac{1}{2} \mathbf{V}_i^2 - \frac{1}{2} \mathbf{V}_e^2 \\ &= 1046.22 + 0.5 \times (40^2 - 500^2) (1/1000) \\ &= 1046.22 - 124.2 = 922.02 \text{ kJ/kg} \end{aligned}$$

Interpolation in Table A.7.1

$$T_e = 850 + 50 \frac{922.02 - 877.4}{933.15 - 877.4} = \mathbf{890 \text{ K}}$$



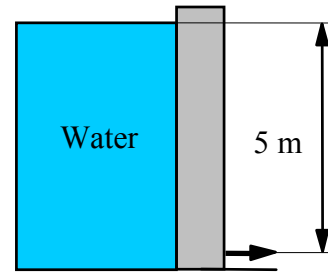
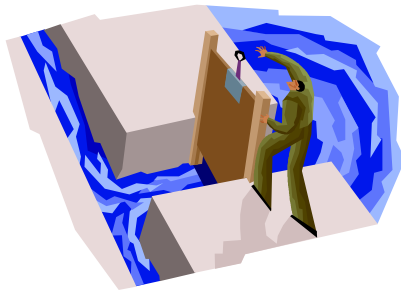
6.35

A sluice gate dams water up 5 m. There is a small hole at the bottom of the gate so liquid water at 20°C comes out of a 1 cm diameter hole. Neglect any changes in internal energy and find the exit velocity and mass flow rate.

Solution:

$$\text{Energy Eq.6.13: } h_1 + \frac{1}{2} \mathbf{V}_1^2 + gZ_1 = h_2 + \frac{1}{2} \mathbf{V}_2^2 + gZ_2$$

$$\text{Process: } \begin{array}{ll} h_1 = h_2 & \text{both at } P = 1 \text{ atm} \\ V_1 = 0 & Z_1 = Z_2 + 5 \text{ m} \end{array}$$



$$\frac{1}{2} \mathbf{V}_2^2 = g(Z_1 - Z_2)$$

$$\mathbf{V}_2 = \sqrt{2g(Z_1 - Z_2)} = \sqrt{2 \times 9.806 \times 5} = \mathbf{9.902 \text{ m/s}}$$

$$\dot{m} = \rho A \mathbf{V} = A \mathbf{V} / v = \frac{\pi}{4} D^2 \times (\mathbf{V}_2 / v)$$

$$= \frac{\pi}{4} \times (0.01)^2 \times (9.902 / 0.001002) = \mathbf{0.776 \text{ kg/s}}$$

6.36

A diffuser, shown in Fig. P6.36, has air entering at 100 kPa, 300 K, with a velocity of 200 m/s. The inlet cross-sectional area of the diffuser is 100 mm². At the exit, the area is 860 mm², and the exit velocity is 20 m/s. Determine the exit pressure and temperature of the air.

Solution:

$$\text{Continuity Eq. 6.3:} \quad \dot{m}_i = A_i \mathbf{V}_i / v_i = \dot{m}_e = A_e \mathbf{V}_e / v_e,$$

$$\text{Energy Eq. (per unit mass flow) 6.13:} \quad h_i + \frac{1}{2} \mathbf{V}_i^2 = h_e + \frac{1}{2} \mathbf{V}_e^2$$

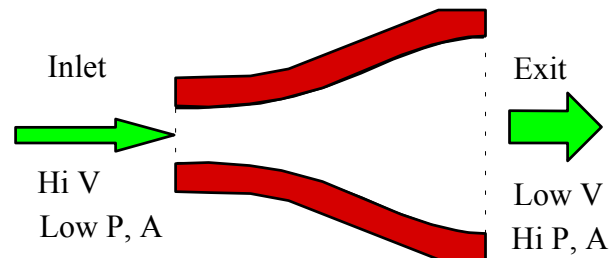
$$h_e - h_i = \frac{1}{2} \times 200^2 / 1000 - \frac{1}{2} \times 20^2 / 1000 = 19.8 \text{ kJ/kg}$$

$$T_e = T_i + (h_e - h_i) / C_p = 300 + 19.8 / 1.004 = \mathbf{319.72 \text{ K}}$$

Now use the continuity equation and the ideal gas law

$$v_e = v_i \left(\frac{A_e \mathbf{V}_e}{A_i \mathbf{V}_i} \right) = (RT_i / P_i) \left(\frac{A_e \mathbf{V}_e}{A_i \mathbf{V}_i} \right) = RT_e / P_e$$

$$P_e = P_i \left(\frac{T_e}{T_i} \right) \left(\frac{A_i \mathbf{V}_i}{A_e \mathbf{V}_e} \right) = 100 \left(\frac{319.72}{300} \right) \left(\frac{100 \times 200}{860 \times 20} \right) = \mathbf{123.92 \text{ kPa}}$$



6.37

A diffuser receives an ideal gas flow at 100 kPa, 300 K with a velocity of 250 m/s and the exit velocity is 25 m/s. Determine the exit temperature if the gas is argon, helium or nitrogen.

Solution:

C.V. Diffuser: $\dot{m}_i = \dot{m}_e$ & assume no heat transfer \Rightarrow

Energy Eq.6.13: $h_i + \frac{1}{2} \mathbf{V}_i^2 = \frac{1}{2} \mathbf{V}_e^2 + h_e \Rightarrow h_e = h_i + \frac{1}{2} \mathbf{V}_i^2 - \frac{1}{2} \mathbf{V}_e^2$

$$h_e - h_i \approx C_p (T_e - T_i) = \frac{1}{2} (\mathbf{V}_i^2 - \mathbf{V}_e^2) = \frac{1}{2} (250^2 - 25^2)$$

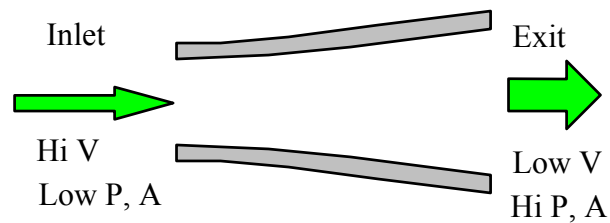
$$= 30937.5 \text{ J/kg} = 30.938 \text{ kJ/kg}$$

Specific heats for ideal gases are from table A.5

Argon $C_p = 0.52 \text{ kJ/kg K}; \Delta T = \frac{30.938}{0.52} = 59.5 \quad T_e = 359.5 \text{ K}$

Helium $C_p = 5.193 \text{ kJ/kg K}; \Delta T = \frac{30.938}{5.193} = 5.96 \quad T_e = 306 \text{ K}$

Nitrogen $C_p = 1.042 \text{ kJ/kg K}; \Delta T = \frac{30.938}{1.042} = 29.7 \quad T_e = 330 \text{ K}$



6.38

Air flows into a diffuser at 300 m/s, 300 K and 100 kPa. At the exit the velocity is very small but the pressure is high. Find the exit temperature assuming zero heat transfer.

Solution:

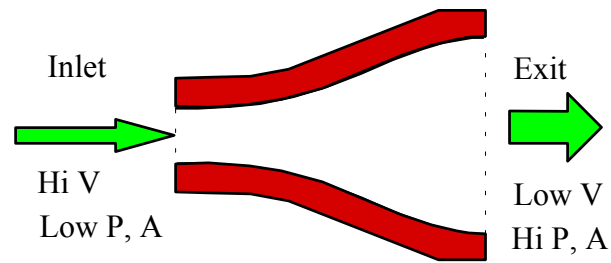
Energy Eq.: $h_1 + \frac{1}{2} \mathbf{V}_1^2 + gZ_1 = h_2 + \frac{1}{2} \mathbf{V}_2^2 + gZ_2$

Process: $Z_1 = Z_2$ and $V_2 = 0$

$$h_2 = h_1 + \frac{1}{2} \mathbf{V}_1^2$$

$$T_2 = T_1 + \frac{1}{2} \times (\mathbf{V}_1^2 / C_p)$$

$$= 300 + \frac{1}{2} \times 300^2 / (1.004 \times 1000) = \mathbf{344.8K}$$



6.39

The front of a jet engine acts as a diffuser receiving air at 900 km/h, -5°C , 50 kPa, bringing it to 80 m/s relative to the engine before entering the compressor. If the flow area is reduced to 80% of the inlet area find the temperature and pressure in the compressor inlet.

Solution:

C.V. Diffuser, Steady state, 1 inlet, 1 exit flow, no q, no w.

$$\text{Continuity Eq.6.3: } \dot{m}_i = \dot{m}_e = (\dot{A}V/v)$$

$$\text{Energy Eq.6.12: } \dot{m} (h_i + \frac{1}{2} \mathbf{V}_i^2) = \dot{m} (\frac{1}{2} \mathbf{V}_e^2 + h_e)$$

$$\begin{aligned} h_e - h_i &= C_p (T_e - T_i) = \frac{1}{2} \mathbf{V}_i^2 - \frac{1}{2} \mathbf{V}_e^2 = \frac{1}{2} \left(\frac{900 \times 1000}{3600} \right)^2 - \frac{1}{2} (80)^2 \\ &= 28050 \text{ J/kg} = 28.05 \text{ kJ/kg} \end{aligned}$$

$$\Delta T = 28.05/1.004 = 27.9 \Rightarrow T_e = -5 + 27.9 = 22.9^{\circ}\text{C}$$

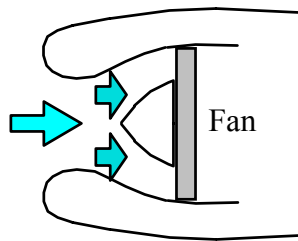
Now use the continuity eq.:

$$A_i \mathbf{V}_i / v_i = A_e \mathbf{V}_e / v_e \Rightarrow v_e = v_i \left(\frac{A_e \mathbf{V}_e}{A_i \mathbf{V}_i} \right)$$

$$v_e = v_i \times \frac{0.8 \times 80}{1 \times 250} = v_i \times 0.256$$

$$\text{Ideal gas: } Pv = RT \Rightarrow v_e = RT_e/P_e = RT_i \times 0.256/P_i$$

$$P_e = P_i (T_e/T_i)/0.256 = 50 \times 296/268 \times 0.256 = \mathbf{215.7 \text{ kPa}}$$



Throttle flow**6.40**

Helium is throttled from 1.2 MPa, 20°C, to a pressure of 100 kPa. The diameter of the exit pipe is so much larger than the inlet pipe that the inlet and exit velocities are equal. Find the exit temperature of the helium and the ratio of the pipe diameters.

Solution:

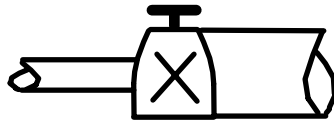
C.V. Throttle. Steady state,

Process with: $q = w = 0$; and $V_i = V_e$, $Z_i = Z_e$

Energy Eq.6.13: $h_i = h_e$, Ideal gas $\Rightarrow T_i = T_e = 20^\circ\text{C}$

$$\dot{m} = \frac{AV}{RT/P} \quad \text{But } \dot{m}, V, T \text{ are constant } \Rightarrow P_i A_i = P_e A_e$$

$$\Rightarrow \frac{D_e}{D_i} = \left(\frac{P_i}{P_e}\right)^{1/2} = \left(\frac{1.2}{0.1}\right)^{1/2} = 3.464$$



6.41

Saturated vapor R-134a at 500 kPa is throttled to 200 kPa in a steady flow through a valve. The kinetic energy in the inlet and exit flow is the same. What is the exit temperature?

Solution:

Steady throttle flow

Continuity $\dot{m}_i = \dot{m}_e = \dot{m}$

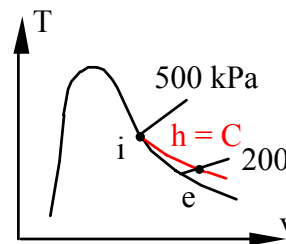
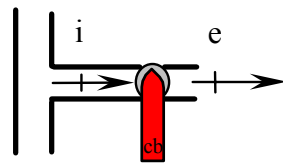
Energy Eq.6.13: $h_1 + \frac{1}{2} \mathbf{V}_1^2 + gZ_1 = h_2 + \frac{1}{2} \mathbf{V}_2^2 + gZ_2$

Process: $Z_1 = Z_2$ and $\mathbf{V}_2 = \mathbf{V}_1$
 $\Rightarrow h_2 = h_1 = 407.45 \text{ kJ/kg}$ from Table B.5.2

State 2: $P_2 \ \& \ h_2 \Rightarrow$ superheated vapor

Interpolate between 0°C and 10°C in table B.5.2 in the 200 kPa subtable

$$T_2 = 0 + 10 \frac{407.45 - 400.91}{409.5 - 400.91} = 7.6^\circ\text{C}$$



6.42

Saturated liquid R-12 at 25°C is throttled to 150.9 kPa in your refrigerator. What is the exit temperature? Find the percent increase in the volume flow rate.

Solution:

Steady throttle flow. Assume no heat transfer and no change in kinetic or potential energy.

$$h_e = h_i = h_{f,25^\circ\text{C}} = 59.70 \text{ kJ/kg} = h_{f,e} + x_e h_{fg,e} \quad \text{at } 150.70 \text{ kPa}$$

From table B.3.1 we get $T_e = T_{\text{sat}}(150.9 \text{ kPa}) = -20^\circ\text{C}$

$$x_e = \frac{h_e - h_{f,e}}{h_{fg,e}} = \frac{59.7 - 17.82}{160.92} = 0.26025$$

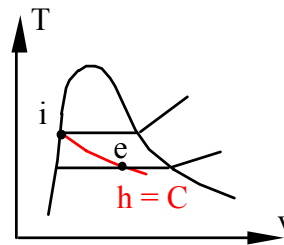
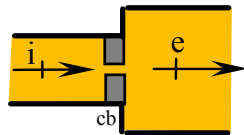
$$v_e = v_f + x_e v_{fg} = 0.000685 + x_e 0.10816 = 0.0288336 \text{ m}^3/\text{kg}$$

$$v_i = v_{f,25^\circ\text{C}} = 0.000763 \text{ m}^3/\text{kg}$$

$\dot{V} = \dot{m}v$ so the ratio becomes

$$\frac{\dot{V}_e}{\dot{V}_i} = \frac{\dot{m}v_e}{\dot{m}v_i} = \frac{v_e}{v_i} = \frac{0.0288336}{0.000763} = 37.79$$

So the increase is 36.79 times or **3679 %**



6.43

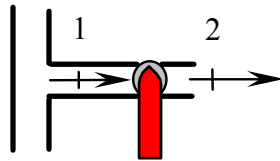
Water flowing in a line at 400 kPa, saturated vapor, is taken out through a valve to 100 kPa. What is the temperature as it leaves the valve assuming no changes in kinetic energy and no heat transfer?

Solution:

C.V. Valve. Steady state, single inlet and exit flow

$$\text{Continuity Eq.: } \dot{m}_1 = \dot{m}_2$$

$$\text{Energy Eq.6.12: } \dot{m}_1 h_1 + \dot{Q} = \dot{m}_2 h_2 + \dot{W}$$



Process: Throttling

Small surface area: $\dot{Q} = 0$;

No shaft: $\dot{W} = 0$

$$\text{Table B.1.2: } h_2 = h_1 = 2738.6 \text{ kJ/kg} \Rightarrow T_2 = 131.1^\circ\text{C}$$

6.44

Liquid water at 180°C , 2000 kPa is throttled into a flash evaporator chamber having a pressure of 500 kPa. Neglect any change in the kinetic energy. What is the fraction of liquid and vapor in the chamber?

Solution:

$$\text{Energy Eq.6.13: } h_1 + \frac{1}{2} \mathbf{V}_1^2 + gZ_1 = h_2 + \frac{1}{2} \mathbf{V}_2^2 + gZ_2$$

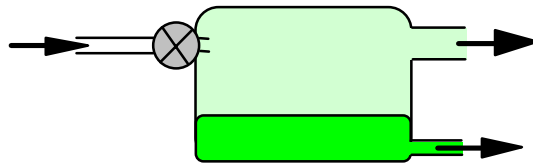
$$\begin{aligned} \text{Process: } \quad Z_1 = Z_2 \quad \text{and} \quad \mathbf{V}_2 = \mathbf{V}_1 \\ \Rightarrow h_2 = h_1 = 763.71 \text{ kJ/kg from Table B.1.4} \end{aligned}$$

$$\text{State 2: } \quad P_2 \ \& \ h_2 \quad \Rightarrow \quad 2\text{-phase}$$

$$h_2 = h_f + x_2 h_{fg}$$

$$x_2 = (h_2 - h_f) / h_{fg} = \frac{763.71 - 640.21}{2108.47} = 0.0586$$

Fraction of	Vapor: $x_2 = 0.0586$	(5.86 %)
	Liquid: $1 - x_2 = 0.941$	(94.1 %)



Two-phase out of the valve. The liquid drops to the bottom.

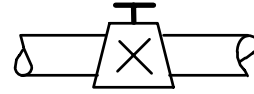
6.45

Water at 1.5 MPa, 150°C, is throttled adiabatically through a valve to 200 kPa. The inlet velocity is 5 m/s, and the inlet and exit pipe diameters are the same. Determine the state (neglecting kinetic energy in the energy equation) and the velocity of the water at the exit.

Solution:

$$\text{CV: valve.} \quad \dot{m} = \text{const}, \quad A = \text{const}$$

$$\Rightarrow \mathbf{V}_e = \mathbf{V}_i(v_e/v_i)$$



Energy Eq.6.13:

$$h_i + \frac{1}{2} \mathbf{V}_i^2 = \frac{1}{2} \mathbf{V}_e^2 + h_e \quad \text{or} \quad (h_e - h_i) + \frac{1}{2} \mathbf{V}_i^2 \left[\left(\frac{v_e}{v_i} \right)^2 - 1 \right] = 0$$

Now neglect the kinetic energy terms (relatively small) from table B.1.1 we have the compressed liquid approximated with saturated liquid same T

$$h_e = h_i = 632.18 \text{ kJ/kg} ; \quad v_i = 0.001090 \text{ m}^3/\text{kg}$$

Table B.1.2: $h_e = 504.68 + x_e \times 2201.96,$

Substituting and solving, $x_e = \mathbf{0.0579}$

$$v_e = 0.001061 + x_e \times 0.88467 = \mathbf{0.052286 \text{ m}^3/\text{kg}}$$

$$\mathbf{V}_e = \mathbf{V}_i(v_e/v_i) = 5 \text{ m/s} (0.052286 / 0.00109) = \mathbf{240 \text{ m/s}}$$

6.46

R-134a is throttled in a line flowing at 25°C , 750 kPa with negligible kinetic energy to a pressure of 165 kPa. Find the exit temperature and the ratio of exit pipe diameter to that of the inlet pipe ($D_{\text{ex}}/D_{\text{in}}$) so the velocity stays constant.

Solution:

$$\text{Energy Eq. 6.13: } h_1 + \frac{1}{2} \mathbf{V}_1^2 + gZ_1 = h_2 + \frac{1}{2} \mathbf{V}_2^2 + gZ_2$$

$$\text{Process: } Z_1 = Z_2 \quad \text{and} \quad \mathbf{V}_2 = \mathbf{V}_1$$

$$\text{State 1, Table B.5.1: } h_1 = 234.59 \text{ kJ/kg, } v_1 = v_f = 0.000829 \text{ m}^3/\text{kg}$$

$$\text{Use energy eq.: } \Rightarrow h_2 = h_1 = 234.59 \text{ kJ/kg}$$

$$\text{State 2: } P_2 \ \& \ h_2 \Rightarrow 2\text{-phase and } T_2 = T_{\text{sat}}(165 \text{ kPa}) = -15^{\circ}\text{C}$$

$$h_2 = h_f + x_2 h_{fg} = 234.59 \text{ kJ/kg}$$

$$x_2 = (h_2 - h_f) / h_{fg} = (234.59 - 180.19) / 209 = 0.2603$$

$$v_2 = v_f + x_2 \times v_{fg} = 0.000746 + 0.2603 \times 0.11932 = 0.0318 \text{ m}^3/\text{kg}$$

Now the continuity equation with $\mathbf{V}_2 = \mathbf{V}_1$ gives, from Eq. 6.3,

$$\dot{m} = \rho A \mathbf{V} = A \mathbf{V} / v = A_1 \mathbf{V}_1 / v_1 = (A_2 \mathbf{V}_1) / v_2$$

$$(A_2 / A_1) = v_2 / v_1 = (D_2 / D_1)^2$$

$$(D_2 / D_1) = (v_2 / v_1)^{0.5} = (0.0318 / 0.000829)^{0.5} = \mathbf{6.19}$$

6.47

Methane at 3 MPa, 300 K is throttled through a valve to 100 kPa. Calculate the exit temperature assuming no changes in the kinetic energy and ideal gas behavior. Repeat the answer for real-gas behavior.

C.V. Throttle (valve, restriction), Steady flow, 1 inlet and exit, no q, w

Energy Eq.: $h_i = h_e \Rightarrow$ Ideal gas $T_i = T_e = \mathbf{300\ K}$

Real gas : $\left. \begin{array}{l} h_i = h_e = 598.71 \\ P_e = 0.1\ \text{MPa} \end{array} \right\} \text{Table B.7}$
 $T_e = \mathbf{13.85^\circ\text{C}} (= \mathbf{287\ K})$

Turbines, Expanders**6.48**

A steam turbine has an inlet of 2 kg/s water at 1000 kPa, 350°C and velocity of 15 m/s. The exit is at 100 kPa, $x = 1$ and very low velocity. Find the specific work and the power produced.

Solution:

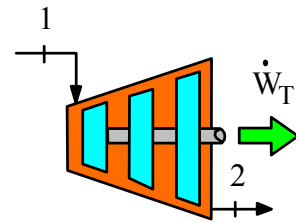
$$\text{Energy Eq.6.13: } h_1 + \frac{1}{2} \mathbf{V}_1^2 + gZ_1 = h_2 + \frac{1}{2} \mathbf{V}_2^2 + gZ_2 + w_T$$

$$\text{Process: } Z_1 = Z_2 \quad \text{and} \quad \mathbf{V}_2 = 0$$

$$\text{Table B.1.3: } h_1 = 3157.65 \text{ kJ/kg}, \quad h_2 = 2675.46 \text{ kJ/kg}$$

$$w_T = h_1 + \frac{1}{2} \mathbf{V}_1^2 - h_2 = 3157.65 + 15^2 / 2000 - 2675.46 = \mathbf{482.3 \text{ kJ/kg}}$$

$$\dot{W}_T = \dot{m} \times w_T = 2 \times 482.3 = \mathbf{964.6 \text{ kW}}$$



6.49

A small, high-speed turbine operating on compressed air produces a power output of 100 W. The inlet state is 400 kPa, 50°C, and the exit state is 150 kPa, -30°C. Assuming the velocities to be low and the process to be adiabatic, find the required mass flow rate of air through the turbine.

Solution:

C.V. Turbine, no heat transfer, no ΔKE , no ΔPE

Energy Eq.6.13: $h_{in} = h_{ex} + w_T$

Ideal gas so use constant specific heat from Table A.5

$$\begin{aligned} w_T &= h_{in} - h_{ex} \cong C_p(T_{in} - T_{ex}) \\ &= 1.004 \text{ (kJ/kg K)} [50 - (-30)] \text{ K} = 80.3 \text{ kJ/kg} \end{aligned}$$

$$\dot{W} = \dot{m}w_T \quad \Rightarrow \quad \dot{m} = \dot{W}/w_T = 0.1/80.3 = \mathbf{0.00125 \text{ kg/s}}$$

The dentist's drill has a small air flow and is not really adiabatic.



6.50

A liquid water turbine receives 2 kg/s water at 2000 kPa, 20°C and velocity of 15 m/s. The exit is at 100 kPa, 20°C and very low velocity. Find the specific work and the power produced.

Solution:

$$\text{Energy Eq.6.13: } h_1 + \frac{1}{2} \mathbf{V}_1^2 + gZ_1 = h_2 + \frac{1}{2} \mathbf{V}_2^2 + gZ_2 + w_T$$

$$\text{Process: } Z_1 = Z_2 \quad \text{and} \quad \mathbf{V}_2 = 0$$

$$\text{State 1: } \text{Table B.1.4} \quad h_1 = 85.82 \text{ kJ/kg}$$

$$\text{State 2: } \text{Table B.1.1} \quad h_2 = 83.94 \quad (\text{which is at 2.3 kPa so we should add } \Delta P v = 97.7 \times 0.001 \text{ to this})$$

$$w_T = h_1 + \frac{1}{2} \mathbf{V}_1^2 - h_2 = 85.82 + 15^2/2000 - 83.94 = \mathbf{1.99 \text{ kJ/kg}}$$

$$\dot{W}_T = \dot{m} \times w_T = 2 \times 1.9925 = \mathbf{3.985 \text{ kW}}$$

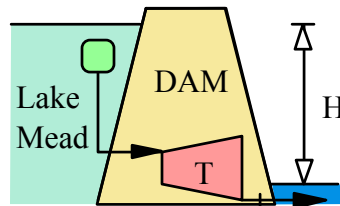
Notice how insignificant the specific kinetic energy is.

6.51

Hoover Dam across the Colorado River dams up Lake Mead 200 m higher than the river downstream. The electric generators driven by water-powered turbines deliver 1300 MW of power. If the water is 17.5°C, find the minimum amount of water running through the turbines.

Solution:

C.V.: H₂O pipe + turbines,



Continuity: $\dot{m}_{in} = \dot{m}_{ex}$;

Energy Eq.6.13: $(h + V^2/2 + gz)_{in} = (h + V^2/2 + gz)_{ex} + w_T$

Water states: $h_{in} \cong h_{ex}$; $v_{in} \cong v_{ex}$

Now the specific turbine work becomes

$$w_T = gz_{in} - gz_{ex} = 9.807 \times 200/1000 = 1.961 \text{ kJ/kg}$$

$$\dot{m} = \dot{W}_T / w_T = \frac{1300 \times 10^3 \text{ kW}}{1.961 \text{ kJ/kg}} = 6.63 \times 10^5 \text{ kg/s}$$

$$\dot{V} = \dot{m}v = 6.63 \times 10^5 \times 0.001001 = \mathbf{664 \text{ m}^3/\text{s}}$$

6.52

A windmill with rotor diameter of 30 m takes 40% of the kinetic energy out as shaft work on a day with 20°C and wind speed of 30 km/h. What power is produced?

Solution:

$$\text{Continuity Eq.} \quad \dot{m}_i = \dot{m}_e = \dot{m}$$

$$\text{Energy} \quad \dot{m} (h_i + \frac{1}{2} \mathbf{V}_i^2 + gZ_i) = \dot{m} (h_e + \frac{1}{2} \mathbf{V}_e^2 + gZ_e) + \dot{W}$$

$$\text{Process information:} \quad \dot{W} = \dot{m} \frac{1}{2} \mathbf{V}_i^2 \times 0.4$$

$$\dot{m} = \rho A \mathbf{V} = A \mathbf{V}_i / v_i$$

$$A = \frac{\pi}{4} D^2 = \frac{\pi}{4} 30^2 = 706.85 \text{ m}^2$$

$$v_i = RT_i / P_i = \frac{0.287 \times 293}{101.3} = 0.8301 \text{ m}^3/\text{kg}$$

$$\mathbf{V}_i = 30 \text{ km/h} = \frac{30 \times 1000}{3600} = 8.3333 \text{ m/s}$$

$$\dot{m} = A \mathbf{V}_i / v_i = \frac{706.85 \times 8.3333}{0.8301} = 7096 \text{ kg/s}$$

$$\frac{1}{2} \mathbf{V}_i^2 = \frac{1}{2} 8.3333^2 \text{ m}^2/\text{s}^2 = 34.722 \text{ J/kg}$$

$$\begin{aligned} \dot{W} &= 0.4 \dot{m} \frac{1}{2} \mathbf{V}_i^2 = 0.4 \times 7096 \times 34.722 = 98\,555 \text{ W} \\ &= \mathbf{98.56 \text{ kW}} \end{aligned}$$



6.53

A small turbine, shown in Fig. P 6.53, is operated at part load by throttling a 0.25 kg/s steam supply at 1.4 MPa, 250°C down to 1.1 MPa before it enters the turbine and the exhaust is at 10 kPa. If the turbine produces 110 kW, find the exhaust temperature (and quality if saturated).

Solution:

C.V. Throttle, Steady, $q = 0$ and $w = 0$. No change in kinetic or potential energy. The energy equation then reduces to

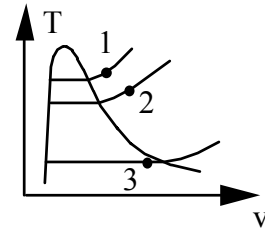
$$\text{Energy Eq. 6.13: } h_1 = h_2 = 2927.2 \text{ kJ/kg from Table B.1.3}$$

C.V. Turbine, Steady, no heat transfer, specific work: $w = \frac{110}{0.25} = 440 \text{ kJ/kg}$

$$\begin{aligned} \text{Energy Eq.: } h_1 &= h_2 = h_3 + w = 2927.2 \text{ kJ/kg} \\ \Rightarrow h_3 &= 2927.2 - 440 = 2487.2 \text{ kJ/kg} \end{aligned}$$

$$\begin{aligned} \text{State 3: (P, h) Table B.1.2 } h < h_g \\ 2487.2 &= 191.83 + x_3 \times 2392.8 \end{aligned}$$

$$\Rightarrow T = 45.8^\circ\text{C}, \quad x_3 = 0.959$$



6.54

A small expander (a turbine with heat transfer) has 0.05 kg/s helium entering at 1000 kPa, 550 K and it leaves at 250 kPa, 300 K. The power output on the shaft is measured to 55 kW. Find the rate of heat transfer neglecting kinetic energies.

Solution:

C.V. Expander. Steady operation

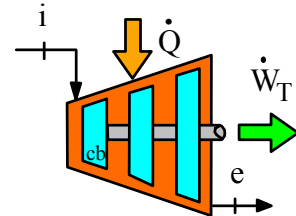
Cont. $\dot{m}_i = \dot{m}_e = \dot{m}$

Energy $\dot{m}h_i + \dot{Q} = \dot{m}h_e + \dot{W}$

$$\dot{Q} = \dot{m} (h_e - h_i) + \dot{W}$$

Use heat capacity from tbl A.5: $C_{p, \text{He}} = 5.193 \text{ kJ/kg K}$

$$\begin{aligned} \dot{Q} &= \dot{m}C_p (T_e - T_i) + \dot{W} \\ &= 0.05 \times 5.193 (300 - 550) + 55 \\ &= -64.91 + 55 = \mathbf{-9.9 \text{ kW}} \end{aligned}$$

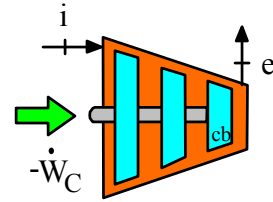


Compressors, fans**6.55**

A compressor in a commercial refrigerator receives R-22 at -25°C , $x = 1$. The exit is at 800 kPa, 40°C . Neglect kinetic energies and find the specific work.

Solution:

C.V. Compressor, steady state, single inlet and exit flow. For this device we also assume no heat transfer and $Z_1 = Z_2$



From Table B.4.1 : $h_1 = 239.92 \text{ kJ/kg}$

From Table B.4.2 : $h_2 = 274.24 \text{ kJ/kg}$

Energy Eq.6.13 reduces to

$$w_c = h_1 - h_2 = (239.92 - 274.24) = \mathbf{-34.3 \text{ kJ/kg}}$$

6.56

The compressor of a large gas turbine receives air from the ambient at 95 kPa, 20°C, with a low velocity. At the compressor discharge, air exits at 1.52 MPa, 430°C, with velocity of 90 m/s. The power input to the compressor is 5000 kW. Determine the mass flow rate of air through the unit.

Solution:

C.V. Compressor, steady state, single inlet and exit flow.

$$\text{Energy Eq.6.13: } q + h_i + \mathbf{V}_i^2/2 = h_e + \mathbf{V}_e^2/2 + w$$

Here we assume $q \cong 0$ and $\mathbf{V}_i \cong 0$ so using constant C_{p0} from A.5

$$-w = C_{p0}(T_e - T_i) + \mathbf{V}_e^2/2 = 1.004(430 - 20) + \frac{(90)^2}{2 \times 1000} = 415.5 \text{ kJ/kg}$$

Notice the kinetic energy is 1% of the work and can be neglected in most cases. The mass flow rate is then from the power and the specific work

$$\dot{m} = \frac{\dot{W}_c}{-w} = \frac{5000}{415.5} = \mathbf{12.0 \text{ kg/s}}$$

6.57

A compressor brings R-134a from 150 kPa, -10°C to 1200 kPa, 50°C . It is water cooled with a heat loss estimated as 40 kW and the shaft work input is measured to be 150 kW. How much is the mass flow rate through the compressor?

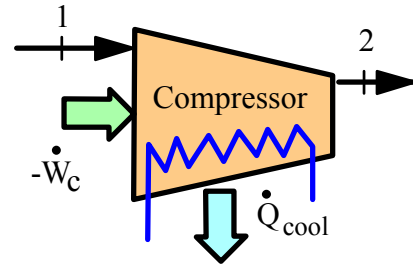
Solution:

C.V Compressor. Steady flow.

Neglect kinetic and potential energies.

$$\text{Energy : } \dot{m} h_i + \dot{Q} = \dot{m} h_e + \dot{W}$$

$$\dot{m} = (\dot{Q} - \dot{W}) / (h_e - h_i)$$



Look in table B.5.2

$$h_i = 393.84 \text{ kJ/kg}, \quad h_e = 426.84 \text{ kJ/kg}$$

$$\dot{m} = \frac{-40 - (-150)}{426.84 - 393.84} = \mathbf{3.333 \text{ kg/s}}$$

6.58

An ordinary portable fan blows 0.2 kg/s room air with a velocity of 18 m/s. What is the minimum power electric motor that can drive it? Hint: Are there any changes in P or T?

Solution:

C.V. Fan plus space out to near stagnant inlet room air.

$$\text{Energy Eq.6.13: } q + h_i + \mathbf{V}_i^2/2 = h_e + \mathbf{V}_e^2/2 + w$$

Here $q \cong 0$, $\mathbf{V}_i \cong 0$ and $h_i = h_e$ same P and T

$$-w = \mathbf{V}_e^2/2 = 18^2/2000 = 0.162 \text{ kJ/kg}$$

$$-\dot{W} = -\dot{m}w = 0.2 \text{ kg/s} \times 0.162 \text{ kJ/kg} = \mathbf{0.032 \text{ kW}}$$

6.59

An air compressor takes in air at 100 kPa, 17°C and delivers it at 1 MPa, 600 K to a constant-pressure cooler, which it exits at 300 K. Find the specific compressor work and the specific heat transfer in the cooler.

Solution

C.V. air compressor $q = 0$

Continuity Eq.: $\dot{m}_2 = \dot{m}_1$

Energy Eq.6.13: $h_1 + w_c = h_2$

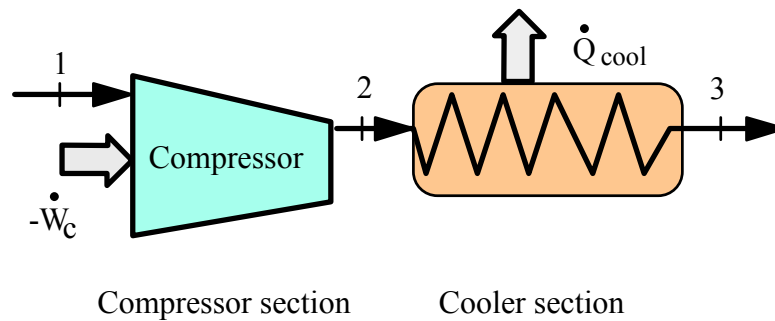


Table A.7:

$$w_c \text{ in} = h_2 - h_1 = 607.02 - 290.17 = \mathbf{316.85 \text{ kJ/kg}}$$

C.V. cooler $w = 0$

Continuity Eq.: $\dot{m}_3 = \dot{m}_1$

Energy Eq.6.13: $h_2 = q_{\text{out}} + h_3$

$$q_{\text{out}} = h_2 - h_3 = 607.02 - 300.19 = \mathbf{306.83 \text{ kJ/kg}}$$

6.60

A 4 kg/s steady flow of ammonia runs through a device where it goes through a polytropic process. The inlet state is 150 kPa, -20°C and the exit state is 400 kPa, 80°C , where all kinetic and potential energies can be neglected. The specific work input has been found to be given as $[n/(n-1)] \Delta(Pv)$.

a) Find the polytropic exponent n

b) Find the specific work and the specific heat transfer.

Solution:

C.V. Steady state device. Single inlet and single exit flows.

$$\text{Energy Eq.6.13: } h_1 + \frac{1}{2} \mathbf{V}_1^2 + gZ_1 + q = h_2 + \frac{1}{2} \mathbf{V}_2^2 + gZ_2 + w$$

$$\text{Process: } Pv^n = \text{constant} \quad \text{and} \quad Z_1 = Z_2, \quad \mathbf{V}_1 = \mathbf{V}_2 = 0$$

$$\text{State 1: } \text{Table B.2.2} \quad v_1 = 0.79774, \quad h_1 = 1422.9$$

$$\text{State 2: } \text{Table B.2.2} \quad v_2 = 0.4216, \quad h_2 = 1636.7$$

From the polytropic process equation and the two states we can find the exponent n :

$$n = \ln \frac{P_2}{P_1} / \ln \frac{v_1}{v_2} = \ln \frac{400}{150} / \ln \frac{0.79774}{0.4216} = \mathbf{1.538}$$

Before we can do the heat transfer we need the work term

$$w = -\frac{n}{n-1} (P_2 v_2 - P_1 v_1) = -2.8587(400 \times 0.4216 - 150 \times 0.79774)$$

$$= \mathbf{-140.0 \text{ kJ/kg}}$$

$$q = h_2 + w - h_1 = 1636.7 - 140.0 - 1422.9 = \mathbf{73.8 \text{ kJ/kg}}$$

6.61

An exhaust fan in a building should be able to move 2.5 kg/s air at 98 kPa, 20°C through a 0.4 m diameter vent hole. How high a velocity must it generate and how much power is required to do that?

Solution:

C.V. Fan and vent hole. Steady state with uniform velocity out.

Continuity Eq.: $\dot{m} = \text{constant} = \rho A \mathbf{V} = A \mathbf{V} / v = A \mathbf{V} P / RT$

Ideal gas : $Pv = RT$, and area is $A = \frac{\pi}{4} D^2$

Now the velocity is found

$$\mathbf{V} = \dot{m} RT / (\frac{\pi}{4} D^2 P) = 2.5 \times 0.287 \times 293.15 / (\frac{\pi}{4} \times 0.4^2 \times 98) = 17.1 \text{ m/s}$$

The kinetic energy out is

$$\frac{1}{2} \mathbf{V}_2^2 = \frac{1}{2} \times 17.1^2 / 1000 = 0.146 \text{ kJ/kg}$$

which is provided by the work (only two terms in energy equation that does not cancel, we assume $\mathbf{V}_1 = 0$)

$$\dot{W}_{\text{in}} = \dot{m} \frac{1}{2} \mathbf{V}_2^2 = 2.5 \times 0.146 = \mathbf{0.366 \text{ kW}}$$

6.62

How much power is needed to run the fan in Problem 6.29?

A household fan of diameter 0.75 m takes air in at 98 kPa, 22°C and delivers it at 105 kPa, 23°C with a velocity of 1.5 m/s. What are the mass flow rate (kg/s), the inlet velocity and the outgoing volume flow rate in m³/s?

Solution:

$$\begin{aligned} \text{Continuity Eq.} \quad \dot{m}_i &= \dot{m}_e = A\mathbf{V}/v \\ \text{Ideal gas} \quad v &= RT/P \end{aligned}$$

$$\text{Area : } A = \frac{\pi}{4} D^2 = \frac{\pi}{4} \times 0.75^2 = 0.442 \text{ m}^2$$

$$\dot{V}_e = A\mathbf{V}_e = 0.442 \times 1.5 = \mathbf{0.6627 \text{ m}^3/\text{s}}$$

$$v_e = \frac{RT_e}{P_e} = \frac{0.287 \times 296}{105} = 0.8091 \text{ m}^3/\text{kg}$$


$$\dot{m}_i = \dot{V}_e/v_e = 0.6627/0.8091 = \mathbf{0.819 \text{ kg/s}}$$

$$A\mathbf{V}_i/v_i = \dot{m}_i = A\mathbf{V}_e/v_e$$

$$\mathbf{V}_i = \mathbf{V}_e \times (v_i/v_e) = \mathbf{V}_e \times (RT_i)/(P_i v_e) = 1.5 \times \frac{0.287 \times (22 + 273)}{98 \times 0.8091} = \mathbf{1.6 \text{ m/s}}$$

$$\dot{m} (h_i + \frac{1}{2}\mathbf{V}_i^2) = \dot{m}(h_e + \frac{1}{2}\mathbf{V}_e^2) + \dot{W}$$

$$\begin{aligned} \dot{W} &= \dot{m}(h_i + \frac{1}{2}\mathbf{V}_i^2 - h_e - \frac{1}{2}\mathbf{V}_e^2) = \dot{m} [C_p (T_i - T_e) + \frac{1}{2} \mathbf{V}_i^2 - \frac{1}{2}\mathbf{V}_e^2] \\ &= 0.819 [1.004 (-1) + \frac{1.6^2 - 1.5^2}{2000}] = 0.819 [-1.004 + 0.000155] \\ &= \mathbf{-0.81 \text{ kW}} \end{aligned}$$



Heaters/Coolers**6.63**

Carbon dioxide enters a steady-state, steady-flow heater at 300 kPa, 15°C, and exits at 275 kPa, 1200°C, as shown in Fig. P6.63. Changes in kinetic and potential energies are negligible. Calculate the required heat transfer per kilogram of carbon dioxide flowing through the heater.

Solution:

C.V. Heater Steady state single inlet and exit flow.

Energy Eq.6.13: $q + h_i = h_e$

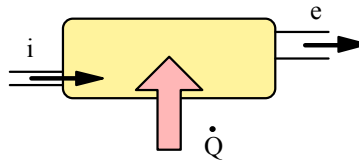


Table A.8: $q = h_e - h_i = 1579.2 - 204.6 = \mathbf{1374.6 \text{ kJ/kg}}$

(If we use C_{p0} from A.5 then $q \cong 0.842(1200 - 15) = 997.8 \text{ kJ/kg}$)

Too large ΔT , T_{ave} to use C_{p0} at room temperature.

6.64

A condenser (cooler) receives 0.05 kg/s R-22 at 800 kPa, 40°C and cools it to 15°C. There is a small pressure drop so the exit state is saturated liquid. What cooling capacity (kW) must the condenser have?

Solution:

C.V. R-22 condenser. Steady state single flow, heat transfer out and no work.

$$\text{Energy Eq.6.12:} \quad \dot{m} h_1 = \dot{m} h_2 + \dot{Q}_{\text{out}}$$

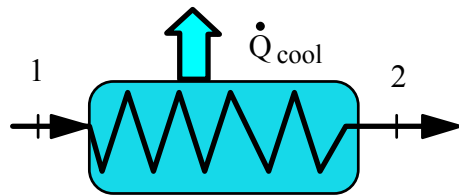
$$\text{Inlet state: Table B.4.2} \quad h_1 = 274.24 \text{ kJ/kg,}$$

$$\text{Exit state: Table B.4.1} \quad h_2 = 62.52 \text{ kJ/kg}$$

Process: Neglect kinetic and potential energy changes.

Cooling capacity is taken as the heat transfer out i.e. positive out so

$$\begin{aligned} \dot{Q}_{\text{out}} &= \dot{m} (h_1 - h_2) = 0.05 \text{ kg/s} (274.24 - 62.52) \text{ kJ/kg} \\ &= 10.586 \text{ kW} = \mathbf{10.6 \text{ kW}} \end{aligned}$$



6.65

A chiller cools liquid water for air-conditioning purposes. Assume 2.5 kg/s water at 20°C, 100 kPa is cooled to 5°C in a chiller. How much heat transfer (kW) is needed?

Solution:

C.V. Chiller. Steady state single flow with heat transfer. Neglect changes in kinetic and potential energy and no work term.

Energy Eq.6.13: $q_{\text{out}} = h_i - h_e$

Properties from Table B.1.1:

$$h_i = 83.94 \text{ kJ/kg} \quad \text{and} \quad h_e = 20.98 \text{ kJ/kg}$$

Now the energy equation gives

$$q_{\text{out}} = 83.94 - 20.98 = 62.96 \text{ kJ/kg}$$

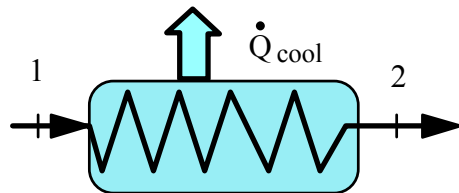
$$\dot{Q}_{\text{out}} = \dot{m} q_{\text{out}} = 2.5 \times 62.96 = \mathbf{157.4 \text{ kW}}$$

Alternative property treatment since single phase and small ΔT

If we take constant heat capacity for the liquid from Table A.4

$$\begin{aligned} q_{\text{out}} &= h_i - h_e \cong C_p (T_i - T_e) \\ &= 4.18 (20 - 5) = 62.7 \text{ kJ/kg} \end{aligned}$$

$$\dot{Q}_{\text{out}} = \dot{m} q_{\text{out}} = 2.5 \times 62.7 = \mathbf{156.75 \text{ kW}}$$



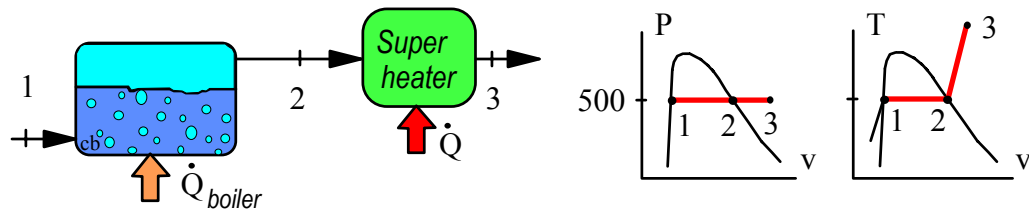
6.66

Saturated liquid nitrogen at 500 kPa enters a boiler at a rate of 0.005 kg/s and exits as saturated vapor. It then flows into a super heater also at 500 kPa where it exits at 500 kPa, 275 K. Find the rate of heat transfer in the boiler and the super heater.

Solution:

C.V.: boiler steady single inlet and exit flow, neglect KE, PE energies in flow

$$\text{Continuity Eq.: } \dot{m}_1 = \dot{m}_2 = \dot{m}_3$$



$$\text{Table B.6.1: } h_1 = -87.095 \text{ kJ/kg, } h_2 = 86.15 \text{ kJ/kg,}$$

$$\text{Table B.6.2: } h_3 = 284.06 \text{ kJ/kg}$$

$$\text{Energy Eq.6.13: } q_{boiler} = h_2 - h_1 = 86.15 - (-87.095) = 173.25 \text{ kJ/kg}$$

$$\dot{Q}_{boiler} = \dot{m}_1 q_{boiler} = 0.005 \times 173.25 = \mathbf{0.866 \text{ kW}}$$

C.V. Superheater (same approximations as for boiler)

$$\text{Energy Eq.6.13: } q_{sup \text{ heater}} = h_3 - h_2 = 284.06 - 86.15 = 197.9 \text{ kJ/kg}$$

$$\dot{Q}_{sup \text{ heater}} = \dot{m}_2 q_{sup \text{ heater}} = 0.005 \times 197.9 = \mathbf{0.99 \text{ kW}}$$

6.67

In a steam generator, compressed liquid water at 10 MPa, 30°C, enters a 30-mm diameter tube at the rate of 3 L/s. Steam at 9 MPa, 400°C exits the tube. Find the rate of heat transfer to the water.

Solution:

C.V. Steam generator. Steady state single inlet and exit flow.

Constant diameter tube: $A_i = A_e = \frac{\pi}{4} (0.03)^2 = 0.0007068 \text{ m}^2$

Table B.1.4 $\dot{m} = \dot{V}_i/v_i = 0.003/0.0010003 = 3.0 \text{ kg/s}$

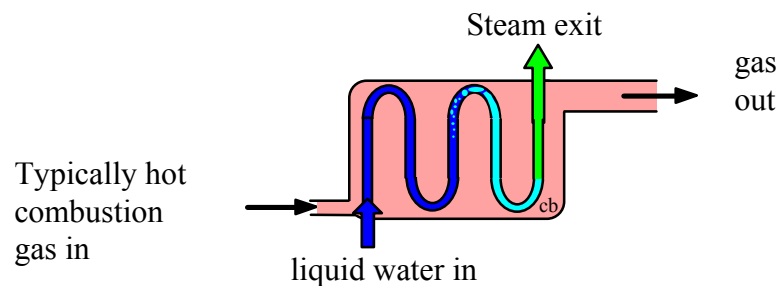
$$V_i = \dot{V}_i/A_i = 0.003/0.0007068 = 4.24 \text{ m/s}$$

Exit state properties from Table B.1.3

$$V_e = V_i \times v_e/v_i = 4.24 \times 0.02993/0.0010003 = 126.86 \text{ m/s}$$

The energy equation Eq.6.12 is solved for the heat transfer as

$$\begin{aligned} \dot{Q} &= \dot{m} \left[(h_e - h_i) + (V_e^2 - V_i^2) / 2 \right] \\ &= 3.0 \left[3117.8 - 134.86 + \frac{126.86^2 - 4.24^2}{2 \times 1000} \right] = \mathbf{8973 \text{ kW}} \end{aligned}$$



6.68

The air conditioner in a house or a car has a cooler that brings atmospheric air from 30°C to 10°C both states at 101 kPa. If the flow rate is 0.5 kg/s find the rate of heat transfer.

Solution:

CV. Cooler. Steady state single flow with heat transfer.

Neglect changes in kinetic and potential energy and no work term.

Energy Eq.6.13: $q_{\text{out}} = h_i - h_e$

Use constant heat capacity from Table A.5 (T is around 300 K)

$$\begin{aligned} q_{\text{out}} &= h_i - h_e = C_p (T_i - T_e) \\ &= 1.004 \frac{\text{kJ}}{\text{kg K}} \times (30 - 10) \text{ K} = 20.1 \text{ kJ/kg} \end{aligned}$$

$$\dot{Q}_{\text{out}} = \dot{m} q_{\text{out}} = 0.5 \times 20.1 = \mathbf{10 \text{ kW}}$$

6.69

A flow of liquid glycerine flows around an engine, cooling it as it absorbs energy. The glycerine enters the engine at 60°C and receives 9 kW of heat transfer. What is the required mass flow rate if the glycerine should come out at maximum 95°C ?

Solution:

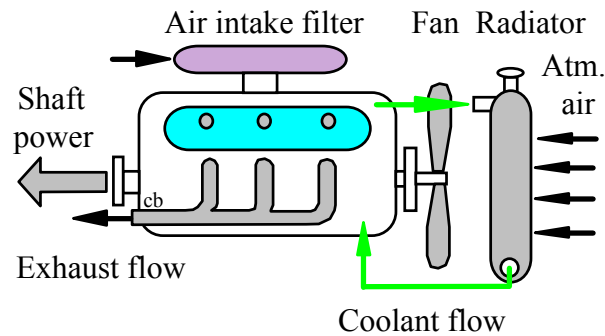
C.V. Liquid flow (glycerine is the coolant), steady flow. no work.

$$\text{Energy Eq.: } \dot{m}h_i + \dot{Q} = \dot{m}h_e$$

$$\dot{m} = \dot{Q} / (h_e - h_i) = \frac{\dot{Q}}{C_{\text{gly}} (T_e - T_i)}$$

From table A.4 $C_{\text{gly}} = 2.42\text{ kJ/kg}\cdot\text{K}$

$$\dot{m} = \frac{9}{2.42 (95 - 60)} = \mathbf{0.106\text{ kg/s}}$$



6.70

A cryogenic fluid as liquid nitrogen at 90 K, 400 kPa flows into a probe used in cryogenic surgery. In the return line the nitrogen is then at 160 K, 400 kPa. Find the specific heat transfer to the nitrogen. If the return line has a cross sectional area 100 times larger than the inlet line what is the ratio of the return velocity to the inlet velocity?

Solution:

C.V line with nitrogen. No kinetic or potential energy changes

$$\text{Continuity Eq.:} \quad \dot{m} = \text{constant} = \dot{m}_e = \dot{m}_i = A_e \mathbf{V}_e / v_e = A_i \mathbf{V}_i / v_i$$

$$\text{Energy Eq.6.13:} \quad q = h_e - h_i$$

$$\text{State i, Table B.6.1: } h_i = -95.58 \text{ kJ/kg, } v_i = 0.001343 \text{ m}^3/\text{kg}$$

$$\text{State e, Table B.6.2: } h_e = 162.96 \text{ kJ/kg, } v_e = 0.11647 \text{ m}^3/\text{kg}$$

From the energy equation

$$q = h_e - h_i = 162.96 - (-95.58) = \mathbf{258.5 \text{ kJ/kg}}$$

From the continuity equation

$$\mathbf{V}_e / \mathbf{V}_i = A_i / A_e (v_e / v_i) = \frac{1}{100} \frac{0.11647}{0.001343} = \mathbf{0.867}$$

Pumps, pipe and channel flows**6.71**

A small stream with 20°C water runs out over a cliff creating a 100 m tall waterfall. Estimate the downstream temperature when you neglect the horizontal flow velocities upstream and downstream from the waterfall. How fast was the water dropping just before it splashed into the pool at the bottom of the waterfall?

Solution:

CV. Waterfall, steady state. Assume no \dot{Q} nor \dot{W}

Energy Eq.6.13: $h + \frac{1}{2}V^2 + gZ = \text{const.}$

State 1: At the top zero velocity $Z_1 = 100 \text{ m}$

State 2: At the bottom just before impact, $Z_2 = 0$

State 3: At the bottom after impact in the pool.

$$h_1 + 0 + gZ_1 = h_2 + \frac{1}{2}V_2^2 + 0 = h_3 + 0 + 0$$

Properties: $h_1 \cong h_2$ same T, P

$$\Rightarrow \frac{1}{2}V_2^2 = gZ_1$$

$$V_2 = \sqrt{2gZ_1} = \sqrt{2 \times 9.806 \times 100} = \mathbf{44.3 \text{ m/s}}$$

Energy equation from state 1 to state 3

$$h_3 = h_1 + gZ_1$$

use $\Delta h = C_p \Delta T$ with value from Table A.4 (liquid water)

$$\begin{aligned} T_3 &= T_1 + gZ_1 / C_p \\ &= 20 + 9.806 \times 100 / 4180 = \mathbf{20.23 \text{ }^\circ\text{C}} \end{aligned}$$

6.72

A small water pump is used in an irrigation system. The pump takes water in from a river at 10°C, 100 kPa at a rate of 5 kg/s. The exit line enters a pipe that goes up to an elevation 20 m above the pump and river, where the water runs into an open channel. Assume the process is adiabatic and that the water stays at 10°C. Find the required pump work.

Solution:

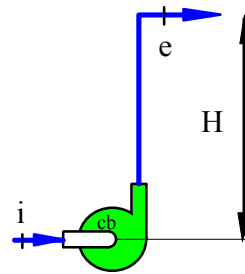
C.V. pump + pipe. Steady state, 1 inlet, 1 exit flow. Assume same velocity in and out, no heat transfer.

$$\text{Continuity Eq.: } \dot{m}_{\text{in}} = \dot{m}_{\text{ex}} = \dot{m}$$

Energy Eq.6.12:

$$\dot{m}(h_{\text{in}} + (1/2)V_{\text{in}}^2 + gz_{\text{in}}) = \dot{m}(h_{\text{ex}} + (1/2)V_{\text{ex}}^2 + gz_{\text{ex}}) + \dot{W}$$

States: $h_{\text{in}} = h_{\text{ex}}$ same (T, P)



$$\dot{W} = \dot{m} g(z_{\text{in}} - z_{\text{ex}}) = 5 \times 9.807 \times (0 - 20)/1000 = \mathbf{-0.98 \text{ kW}}$$

I.E. 0.98 kW required input

6.73

A steam pipe for a 300-m tall building receives superheated steam at 200 kPa at ground level. At the top floor the pressure is 125 kPa and the heat loss in the pipe is 110 kJ/kg. What should the inlet temperature be so that no water will condense inside the pipe?

Solution:

C.V. Pipe from 0 to 300 m, no ΔKE , steady state, single inlet and exit flow.

Neglect any changes in kinetic energy.

Energy Eq.6.13: $q + h_i = h_e + gZ_e$

No condensation means: Table B.1.2, $h_e = h_g$ at 125 kPa = 2685.4 kJ/kg

$$h_i = h_e + gZ_e - q = 2685.4 + \frac{9.807 \times 300}{1000} - (-110) = 2810.1 \text{ kJ/kg}$$

At 200 kPa: $T \sim 170^\circ\text{C}$ Table B.1.3

6.74

The main waterline into a tall building has a pressure of 600 kPa at 5 m below ground level. A pump brings the pressure up so the water can be delivered at 200 kPa at the top floor 150 m above ground level. Assume a flow rate of 10 kg/s liquid water at 10°C and neglect any difference in kinetic energy and internal energy u . Find the pump work.

Solution:

C.V. Pipe from inlet at -5 m up to exit at +150 m, 200 kPa.

$$\text{Energy Eq.6.13: } h_i + \frac{1}{2}V_i^2 + gZ_i = h_e + \frac{1}{2}V_e^2 + gZ_e + w$$

With the same u the difference in h 's are the Pv terms

$$\begin{aligned} w &= h_i - h_e + \frac{1}{2}(V_i^2 - V_e^2) + g(Z_i - Z_e) \\ &= P_i v_i - P_e v_e + g(Z_i - Z_e) \\ &= 600 \times 0.001 - 200 \times 0.001 + 9.806 \times (-5-150)/1000 \\ &= 0.4 - 1.52 = -1.12 \text{ kJ/kg} \end{aligned}$$

$$\dot{W} = \dot{m}w = 10 \times (-1.12) = \mathbf{-11.2 \text{ kW}}$$

6.75

Consider a water pump that receives liquid water at 15°C, 100 kPa and delivers it to a same diameter short pipe having a nozzle with exit diameter of 1 cm (0.01 m) to the atmosphere 100 kPa. Neglect the kinetic energy in the pipes and assume constant u for the water. Find the exit velocity and the mass flow rate if the pump draws a power of 1 kW.

Solution:

$$\text{Continuity Eq.: } \dot{m}_i = \dot{m}_e = AV/v; \quad A = \frac{\pi}{4} D_e^2 = \frac{\pi}{4} \times 0.01^2 = 7.854 \times 10^{-5}$$

$$\text{Energy Eq. 6.13: } h_i + \frac{1}{2} \mathbf{V}_i^2 + gZ_i = h_e + \frac{1}{2} \mathbf{V}_e^2 + gZ_e + w$$

$$\text{Properties: } h_i = u_i + P_i v_i = h_e = u_e + P_e v_e; \quad P_i = P_e; \quad v_i = v_e$$

$$w = -\frac{1}{2} \mathbf{V}_e^2 \quad \Rightarrow \quad -\dot{W} = \dot{m} \left(\frac{1}{2} \mathbf{V}_e^2 \right) = A \times \frac{1}{2} \mathbf{V}_e^3 / v_e$$

$$\mathbf{V}_e = \left(\frac{-2 \dot{W} v_e}{A} \right)^{1/3} = \left(\frac{2 \times 1000 \times 0.001001}{7.854 \times 10^{-5}} \right)^{1/3} = \mathbf{29.43 \text{ m/s}}$$

$$\dot{m} = AV_e/v_e = 7.854 \times 10^{-5} \times 29.43 / 0.001001 = \mathbf{2.31 \text{ kg/s}}$$

6.76

A cutting tool uses a nozzle that generates a high speed jet of liquid water.

Assume an exit velocity of 1000 m/s of 20°C liquid water with a jet diameter of 2 mm (0.002 m). How much mass flow rate is this? What size (power) pump is needed to generate this from a steady supply of 20°C liquid water at 200 kPa?

Solution:

C.V. Nozzle. Steady state, single flow.

Continuity equation with a uniform velocity across A

$$\dot{m} = AV/v = \frac{\pi}{4} D^2 V / v = \frac{\pi}{4} 0.002^2 \times 1000 / 0.001002 = \mathbf{3.135 \text{ kg/s}}$$

Assume $Z_i = Z_e = \emptyset$, $u_e = u_i$ and $V_i = 0$ $P_e = 100 \text{ kPa}$ (atmospheric)

Energy Eq.6.13:
$$h_i + \emptyset + \emptyset = h_e + \frac{1}{2}V_e^2 + \emptyset + w$$

$$\begin{aligned} w &= h_i - h_e - \frac{1}{2}V_e^2 = u_i - u_e + P_i v_i - P_e v_e - \frac{1}{2}V_e^2 \\ &= (P_i - P_e) v_i - \frac{1}{2}V_e^2 \\ &= 0.001002 \times (200 - 100) - 0.5 \times (1000^2 / 1000) \\ &= 0.1002 - 500 \cong -500 \text{ kJ/kg} \end{aligned}$$

$$\dot{W} = \dot{m}w = 3.135 (-500) = \mathbf{-1567.5 \text{ kW}}$$

6.77

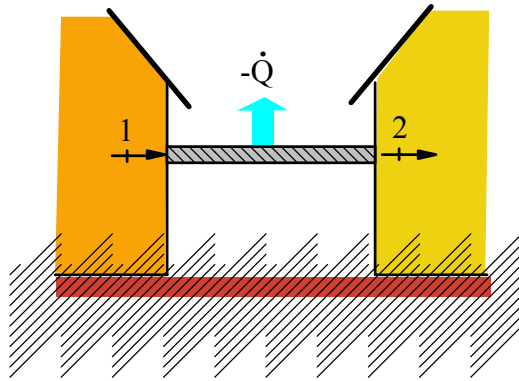
A pipe flows water at 15°C from one building to another. In the winter time the pipe loses an estimated 500 W of heat transfer. What is the minimum required mass flow rate that will ensure that the water does not freeze (i.e. reach 0°C)?

Solution:

$$\text{Energy Eq.: } \dot{m}h_i + \dot{Q} = \dot{m}h_e$$

Assume saturated liquid at given T from table B.1.1

$$\dot{m} = \frac{\dot{Q}}{h_e - h_i} = \frac{-500 \times 10^{-3}}{0 - 62.98} = \frac{0.5}{62.98} = \mathbf{0.00794 \text{ kg/s}}$$



Multiple flow single device processes

Turbines, Compressors, Expanders**6.78**

A steam turbine receives water at 15 MPa, 600°C at a rate of 100 kg/s, shown in Fig. P6.78. In the middle section 20 kg/s is withdrawn at 2 MPa, 350°C, and the rest exits the turbine at 75 kPa, and 95% quality. Assuming no heat transfer and no changes in kinetic energy, find the total turbine power output.

Solution:

C.V. Turbine Steady state, 1 inlet and 2 exit flows.

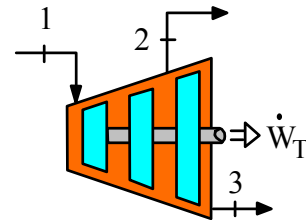
$$\text{Continuity Eq.6.9: } \dot{m}_1 = \dot{m}_2 + \dot{m}_3 ; \quad \Rightarrow \quad \dot{m}_3 = \dot{m}_1 - \dot{m}_2 = 80 \text{ kg/s}$$

$$\text{Energy Eq.6.10: } \dot{m}_1 h_1 = \dot{W}_T + \dot{m}_2 h_2 + \dot{m}_3 h_3$$

$$\text{Table B.1.3 } h_1 = 3582.3 \text{ kJ/kg,}$$

$$h_2 = 3137 \text{ kJ/kg}$$

$$\begin{aligned} \text{Table B.1.2 : } h_3 &= h_f + x_3 h_{fg} = 384.3 + 0.95 \times 2278.6 \\ &= 2549.1 \text{ kJ/kg} \end{aligned}$$



From the energy equation, Eq.6.10

$$\Rightarrow \quad \dot{W}_T = \dot{m}_1 h_1 - \dot{m}_2 h_2 - \dot{m}_3 h_3 = \mathbf{91.565 \text{ MW}}$$

6.79

A steam turbine receives steam from two boilers. One flow is 5 kg/s at 3 MPa, 700°C and the other flow is 15 kg/s at 800 kPa, 500°C. The exit state is 10 kPa, with a quality of 96%. Find the total power out of the adiabatic turbine.

Solution:

C.V. whole turbine steady, 2 inlets, 1 exit, no heat transfer $\dot{Q} = 0$

Continuity Eq.6.9: $\dot{m}_1 + \dot{m}_2 = \dot{m}_3 = 5 + 15 = 20 \text{ kg/s}$

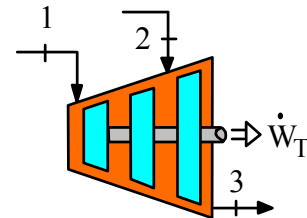
Energy Eq.6.10: $\dot{m}_1 h_1 + \dot{m}_2 h_2 = \dot{m}_3 h_3 + \dot{W}_T$

Table B.1.3: $h_1 = 3911.7 \text{ kJ/kg}$,

$h_2 = 3480.6 \text{ kJ/kg}$

Table B.1.2: $h_3 = 191.8 + 0.96 \times 2392.8$

$= 2488.9 \text{ kJ/kg}$



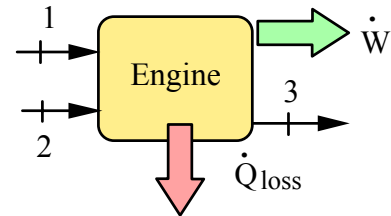
$$\dot{W}_T = 5 \times 3911.7 + 15 \times 3480.6 - 20 \times 2488.9 = 21990 \text{ kW} = \mathbf{22 \text{ MW}}$$

6.80

Two steady flows of air enters a control volume, shown in Fig. P6.80. One is 0.025 kg/s flow at 350 kPa, 150°C, state 1, and the other enters at 450 kPa, 15°C, both flows with low velocity. A single flow of air exits at 100 kPa, -40°C, state 3. The control volume rejects 1 kW heat to the surroundings and produces 4 kW of power. Neglect kinetic energies and determine the mass flow rate at state 2.

Solution:

C.V. Steady device with two inlet and one exit flows, we neglect kinetic energies. Notice here the Q is rejected so it goes out.



$$\text{Continuity Eq. 6.9:} \quad \dot{m}_1 + \dot{m}_2 = \dot{m}_3 = 0.025 + \dot{m}_2$$

$$\text{Energy Eq. 6.10:} \quad \dot{m}_1 h_1 + \dot{m}_2 h_2 = \dot{m}_3 h_3 + \dot{W}_{CV} + \dot{Q}_{\text{loss}}$$

Substitute the work and heat transfer into the energy equation and use constant heat capacity

$$\begin{aligned} 0.025 \times 1.004 \times 423.2 + \dot{m}_2 \times 1.004 \times 288.2 \\ = (0.025 + \dot{m}_2) 1.004 \times 233.2 + 4.0 + 1.0 \end{aligned}$$

Now solve for \dot{m}_2 .

$$\dot{m}_2 = \frac{4.0 + 1.0 + 0.025 \times 1.004 \times (233.2 - 423.2)}{1.004 (288.2 - 233.2)}$$

$$\text{Solving, } \dot{m}_2 = \mathbf{0.0042 \text{ kg/s}}$$

6.81

A large expansion engine has two low velocity flows of water entering. High pressure steam enters at point 1 with 2.0 kg/s at 2 MPa, 500°C and 0.5 kg/s cooling water at 120 kPa, 30°C enters at point 2. A single flow exits at point 3 with 150 kPa, 80% quality, through a 0.15 m diameter exhaust pipe. There is a heat loss of 300 kW. Find the exhaust velocity and the power output of the engine.

Solution:

C.V. : Engine (Steady state)

Constant rates of flow, \dot{Q}_{loss} and \dot{W}

State 1: Table B.1.3: $h_1 = 3467.6$ kJ/kg

State 2: Table B.1.1: $h_2 = 125.77$ kJ/kg

$h_3 = 467.1 + 0.8 \times 2226.5 = 2248.3$ kJ/kg

$v_3 = 0.00105 + 0.8 \times 1.15825 = 0.92765$ m³/kg

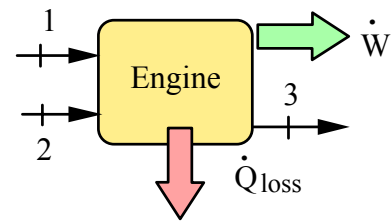
Continuity Eq.6.9: $\dot{m}_1 + \dot{m}_2 = \dot{m}_3 = 2 + 0.5 = 2.5$ kg/s = $(AV/v) = (\pi/4)D^2V/v$

Energy Eq.6.10: $\dot{m}_1 h_1 + \dot{m}_2 h_2 = \dot{m}_3 (h_3 + 0.5 V^2) + \dot{Q}_{\text{loss}} + \dot{W}$

$V = \dot{m}_3 v_3 / [\frac{\pi}{4} D^2] = 2.5 \times 0.92765 / (0.7854 \times 0.15^2) = 131.2$ m/s

$0.5 V^2 = 0.5 \times 131.2^2 / 1000 = 8.6$ kJ/kg (remember units factor 1000)

$\dot{W} = 2 \times 3467.6 + 0.5 \times 125.77 - 2.5 (2248.3 + 8.6) - 300 = 1056$ kW



6.82

Cogeneration is often used where a steam supply is needed for industrial process energy. Assume a supply of 5 kg/s steam at 0.5 MPa is needed. Rather than generating this from a pump and boiler, the setup in Fig. P6.82 is used so the supply is extracted from the high-pressure turbine. Find the power the turbine now cogenerates in this process.

Solution:

C.V. Turbine, steady state, 1 inlet and 2 exit flows, assume adiabatic, $\dot{Q}_{CV} = 0$

$$\text{Continuity Eq.6.9:} \quad \dot{m}_1 = \dot{m}_2 + \dot{m}_3$$

$$\text{Energy Eq.6.10:} \quad \dot{Q}_{CV} + \dot{m}_1 h_1 = \dot{m}_2 h_2 + \dot{m}_3 h_3 + \dot{W}_T ;$$

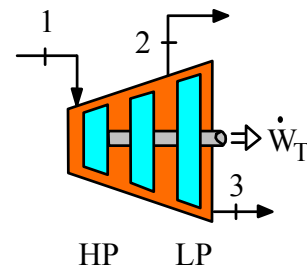
Supply state 1: 20 kg/s at 10 MPa, 500°C

Process steam 2: 5 kg/s, 0.5 MPa, 155°C,

Exit state 3: 20 kPa, $x = 0.9$

Table B.1.3: $h_1 = 3373.7$, $h_2 = 2755.9$ kJ/kg,

Table B.1.2: $h_3 = 251.4 + 0.9 \times 2358.3$
 $= 2373.9$ kJ/kg



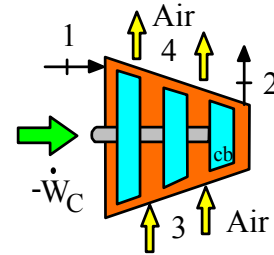
$$\dot{W}_T = 20 \times 3373.7 - 5 \times 2755.9 - 15 \times 2373.9 = \mathbf{18.084 \text{ MW}}$$

6.83

A compressor receives 0.1 kg/s R-134a at 150 kPa, -10°C and delivers it at 1000 kPa, 40°C . The power input is measured to be 3 kW. The compressor has heat transfer to air at 100 kPa coming in at 20°C and leaving at 25°C . How much is the mass flow rate of air?

Solution:

C.V. Compressor, steady state, single inlet and exit flow. For this device we also have an air flow outside the compressor housing no changes in kinetic or potential energy.



$$\text{Continuity Eq.:} \quad \dot{m}_2 = \dot{m}_1$$

$$\text{Energy Eq. 6.12:} \quad \dot{m}_1 h_1 + \dot{W}_{\text{in}} + \dot{m}_{\text{air}} h_3 = \dot{m}_2 h_2 + \dot{m}_{\text{air}} h_4$$

$$\text{Ideal gas for air and constant heat capacity:} \quad h_4 - h_3 \sim C_{p \text{ air}} (T_4 - T_3)$$

$$\begin{aligned} \dot{m}_{\text{air}} &= [\dot{m}_1 (h_1 - h_2) + \dot{W}_{\text{in}}] / C_{p \text{ air}} (T_4 - T_3) \\ &= \frac{0.1 (393.84 - 420.25) + 3}{1.004 (25 - 20)} = \frac{0.359}{5} \\ &= \mathbf{0.0715 \text{ kg/s}} \end{aligned}$$

Heat Exchangers

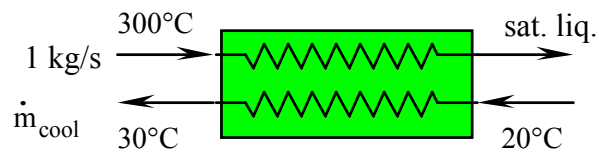
6.84

A condenser (heat exchanger) brings 1 kg/s water flow at 10 kPa from 300°C to saturated liquid at 10 kPa, as shown in Fig. P6.84. The cooling is done by lake water at 20°C that returns to the lake at 30°C. For an insulated condenser, find the flow rate of cooling water.

Solution:

C.V. Heat exchanger

$$\text{Energy Eq.6.10: } \dot{m}_{\text{cool}}h_{20} + \dot{m}_{\text{H}_2\text{O}}h_{300} = \dot{m}_{\text{cool}}h_{30} + \dot{m}_{\text{H}_2\text{O}}h_{f, 10 \text{ kPa}}$$



$$\text{Table B.1.1: } h_{20} = 83.96 \text{ kJ/kg}, \quad h_{30} = 125.79 \text{ kJ/kg}$$

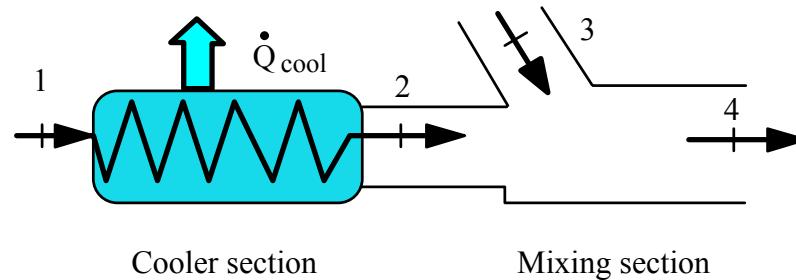
$$\text{Table B.1.3: } h_{300, 10 \text{ kPa}} = 3076.5 \text{ kJ/kg}, \quad \text{B.1.2: } h_{f, 10 \text{ kPa}} = 191.83 \text{ kJ/kg}$$

$$\dot{m}_{\text{cool}} = \dot{m}_{\text{H}_2\text{O}} \frac{h_{300} - h_{f, 10 \text{ kPa}}}{h_{30} - h_{20}} = 1 \times \frac{3076.5 - 191.83}{125.79 - 83.96} = \mathbf{69 \text{ kg/s}}$$

6.85

A cooler in an air conditioner brings 0.5 kg/s air at 35°C to 5°C, both at 101 kPa and it then mix the output with a flow of 0.25 kg/s air at 20°C, 101 kPa sending the combined flow into a duct. Find the total heat transfer in the cooler and the temperature in the duct flow.

Solution:



C.V. Cooler section (no \dot{W})

$$\text{Energy Eq.6.12: } \dot{m}h_1 = \dot{m}h_2 + \dot{Q}_{\text{cool}}$$

$$\dot{Q}_{\text{cool}} = \dot{m}(h_1 - h_2) = \dot{m} C_p (T_1 - T_2) = 0.5 \times 1.004 \times (35 - 5) = 15.06 \text{ kW}$$

C.V. mixing section (no \dot{W} , \dot{Q})

$$\text{Continuity Eq.: } \dot{m}_2 + \dot{m}_3 = \dot{m}_4$$

$$\text{Energy Eq.6.10: } \dot{m}_2 h_2 + \dot{m}_3 h_3 = \dot{m}_4 h_4$$

$$\dot{m}_4 = \dot{m}_2 + \dot{m}_3 = 0.5 + 0.25 = 0.75 \text{ kg/s}$$

$$\dot{m}_4 h_4 = (\dot{m}_2 + \dot{m}_3) h_4 = \dot{m}_2 h_2 + \dot{m}_3 h_3$$

$$\dot{m}_2 (h_4 - h_2) + \dot{m}_3 (h_4 - h_3) = 0$$

$$\dot{m}_2 C_p (T_4 - T_2) + \dot{m}_3 C_p (T_4 - T_3) = 0$$

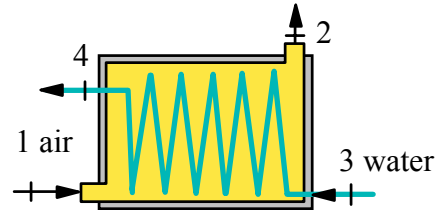
$$T_4 = (\dot{m}_2 / \dot{m}_4) T_2 + (\dot{m}_3 / \dot{m}_4) T_3 = 5(0.5/0.75) + 20(0.25/0.75) = 10^\circ\text{C}$$

6.86

A heat exchanger, shown in Fig. P6.86, is used to cool an air flow from 800 K to 360 K, both states at 1 MPa. The coolant is a water flow at 15°C, 0.1 MPa. If the water leaves as saturated vapor, find the ratio of the flow rates $\dot{m}_{\text{H}_2\text{O}}/\dot{m}_{\text{air}}$

Solution:

C.V. Heat exchanger, steady flow 1 inlet and 1 exit for air and water each. The two flows exchange energy with no heat transfer to/from the outside.



Continuity Eqs.: Each line has a constant flow rate through it.

$$\text{Energy Eq. 6.10: } \dot{m}_{\text{air}}h_1 + \dot{m}_{\text{H}_2\text{O}}h_3 = \dot{m}_{\text{air}}h_2 + \dot{m}_{\text{H}_2\text{O}}h_4$$

Process: Each line has a constant pressure.

Air states, Table A.7.1: $h_1 = 822.20 \text{ kJ/kg}$, $h_2 = 360.86 \text{ kJ/kg}$

Water states, Table B.1.1: $h_3 = 62.98 \text{ kJ/kg}$ (at 15°C),

Table B.1.2: $h_4 = 2675.5 \text{ kJ/kg}$ (at 100 kPa)

$$\dot{m}_{\text{H}_2\text{O}}/\dot{m}_{\text{air}} = \frac{h_1 - h_2}{h_4 - h_3} = \frac{822.20 - 360.86}{2675.5 - 62.99} = \mathbf{0.1766}$$

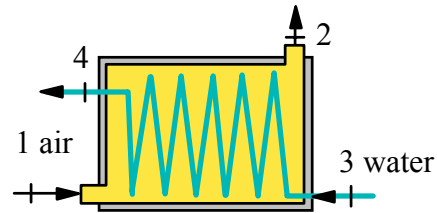
6.87

A superheater brings 2.5 kg/s saturated water vapor at 2 MPa to 450°C. The energy is provided by hot air at 1200 K flowing outside the steam tube in the opposite direction as the water, which is a counter flowing heat exchanger. Find the smallest possible mass flow rate of the air so the air exit temperature is 20°C larger than the incoming water temperature (so it can heat it).

Solution:

C.V. Superheater. Steady state with no

external \dot{Q} or any \dot{W} the two flows exchanges energy inside the box. Neglect kinetic and potential energies at all states.



$$\text{Energy Eq. 6.10: } \dot{m}_{\text{H}_2\text{O}} h_3 + \dot{m}_{\text{air}} h_1 = \dot{m}_{\text{H}_2\text{O}} h_4 + \dot{m}_{\text{air}} h_2$$

Process: Constant pressure in each line.

$$\text{State 1: Table B.1.2} \quad T_3 = 212.42^\circ\text{C}, \quad h_3 = 2799.51 \text{ kJ/kg}$$

$$\text{State 2: Table B.1.3} \quad h_4 = 3357.48 \text{ kJ/kg}$$

$$\text{State 3: Table A.7} \quad h_1 = 1277.81 \text{ kJ/kg}$$

$$\text{State 4:} \quad T_2 = T_3 + 20 = 232.42^\circ\text{C} = 505.57 \text{ K}$$

$$\text{A.7: } h_2 = 503.36 + \frac{5.57}{20} (523.98 - 503.36) = 509.1 \text{ kJ/kg}$$

From the energy equation we get

$$\begin{aligned} \dot{m}_{\text{air}} / \dot{m}_{\text{H}_2\text{O}} &= (h_4 - h_3) / (h_1 - h_2) \\ &= 2.5 (3357.48 - 2799.51) / (1277.81 - 509.1) = \mathbf{1.815 \text{ kg/s}} \end{aligned}$$

6.88

An automotive radiator has glycerine at 95°C enter and return at 55°C as shown in Fig. P6.88. Air flows in at 20°C and leaves at 25°C. If the radiator should transfer 25 kW what is the mass flow rate of the glycerine and what is the volume flow rate of air in at 100 kPa?

Solution:

If we take a control volume around the whole radiator then there is no external heat transfer - it is all between the glycerin and the air. So we take a control volume around each flow separately.

Glycerine: $\dot{m}h_i + (-\dot{Q}) = \dot{m}h_e$

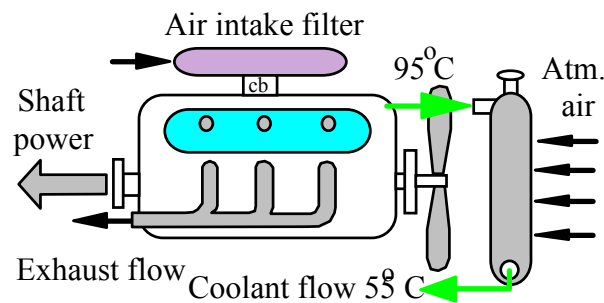
Table A.4: $\dot{m}_{\text{gly}} = \frac{-\dot{Q}}{h_e - h_i} = \frac{-\dot{Q}}{C_{\text{gly}}(T_e - T_i)} = \frac{-25}{2.42(55 - 95)} = \mathbf{0.258 \text{ kg/s}}$

Air $\dot{m}h_i + \dot{Q} = \dot{m}h_e$

Table A.5: $\dot{m}_{\text{air}} = \frac{\dot{Q}}{h_e - h_i} = \frac{\dot{Q}}{C_{\text{air}}(T_e - T_i)} = \frac{25}{1.004(25 - 20)} = 4.98 \text{ kg/s}$

$$\dot{V} = \dot{m}v_i; \quad v_i = \frac{RT_i}{P_i} = \frac{0.287 \times 293}{100} = 0.8409 \text{ m}^3/\text{kg}$$

$$\dot{V}_{\text{air}} = \dot{m}v_i = 4.98 \times 0.8409 = \mathbf{4.19 \text{ m}^3/\text{s}}$$



6.89

A two fluid heat exchanger has 2 kg/s liquid ammonia at 20°C, 1003 kPa entering state 3 and exiting at state 4. It is heated by a flow of 1 kg/s nitrogen at 1500 K, state 1, leaving at 600 K, state 2 similar to Fig. P6.86. Find the total rate of heat transfer inside the heat exchanger. Sketch the temperature versus distance for the ammonia and find state 4 (T, v) of the ammonia.

Solution:

CV: Nitrogen flow line, steady rates of flow, \dot{Q} out and $\dot{W} = 0$

Continuity: $\dot{m}_1 = \dot{m}_2 = 1 \text{ kg/s}$; Energy Eq: $\dot{m}_1 h_1 = \dot{m}_2 h_2 + \dot{Q}_{\text{out}}$

Tbl. A.8: $h_1 = 1680.7 \text{ kJ/kg}$; $h_2 = 627.24 \text{ kJ/kg}$

$$\dot{Q}_{\text{out}} = \dot{m}_1 (h_1 - h_2) = 1 (1680.7 - 627.24) = \mathbf{1053.5 \text{ kW}}$$

If Tbl A.5 is used: $C_p = 1.042 \text{ kJ/kg K}$

$$\dot{Q}_{\text{out}} = \dot{m}_1 C_p (T_1 - T_2) = 1 \times 1.042 (1500 - 600) = \mathbf{937.8 \text{ kW}}$$

CV The whole heat exchanger: No external \dot{Q} , constant pressure in each line.

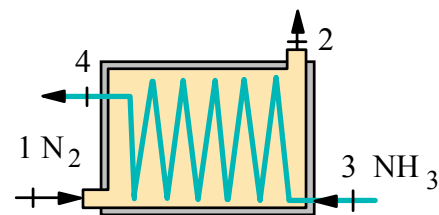
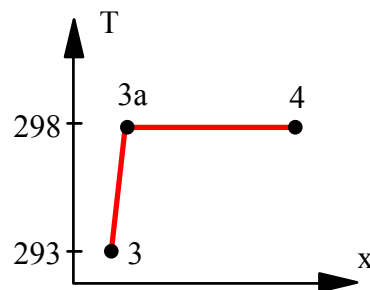
$$\dot{m}_1 h_1 + \dot{m}_3 h_3 = \dot{m}_1 h_2 + \dot{m}_3 h_4 \Rightarrow h_4 = h_3 + \dot{m}_1 (h_1 - h_2) / \dot{m}_3$$

$$h_4 = 274.3 + 1053.5 / 2 = 801 \text{ kJ/kg} < h_g \Rightarrow \text{2-phase}$$

$$x_4 = (h_4 - h_f) / h_{fg} = (801 - 298.25) / 1165.2 = 0.43147$$

$$v_4 = v_f + x_4 v_{fg} = 0.001658 + 0.43147 \times 0.12647 = 0.05623 \text{ m}^3/\text{kg}$$

$$T_4 = T_{3a} = 25^\circ\text{C} \text{ This is the boiling temperature for 1003 kPa.}$$



6.90

A copper wire has been heat treated to 1000 K and is now pulled into a cooling chamber that has 1.5 kg/s air coming in at 20°C; the air leaves the other end at 60°C. If the wire moves 0.25 kg/s copper, how hot is the copper as it comes out?

Solution:

C.V. Total chamber, no external heat transfer

$$\text{Energy eq.: } \dot{m}_{\text{cu}} h_{i\text{cu}} + \dot{m}_{\text{air}} h_{i\text{air}} = \dot{m}_{\text{cu}} h_{e\text{cu}} + \dot{m}_{\text{air}} h_{e\text{air}}$$

$$\dot{m}_{\text{cu}} (h_e - h_i)_{\text{cu}} = \dot{m}_{\text{air}} (h_i - h_e)_{\text{air}}$$

$$\dot{m}_{\text{cu}} C_{\text{cu}} (T_e - T_i)_{\text{cu}} = \dot{m}_{\text{air}} C_{p\text{air}} (T_e - T_i)_{\text{air}}$$

Heat capacities from A.3 for copper and A.5 for air

$$(T_e - T_i)_{\text{cu}} = \frac{\dot{m}_{\text{air}} C_{p\text{air}}}{\dot{m}_{\text{cu}} C_{\text{cu}}} (T_e - T_i)_{\text{air}} = \frac{1.5 \times 1.004}{0.25 \times 0.42} (20 - 60) = -573.7 \text{ K}$$

$$T_e = T_i - 573.7 = 1000 - 573.7 = \mathbf{426.3 \text{ K}}$$



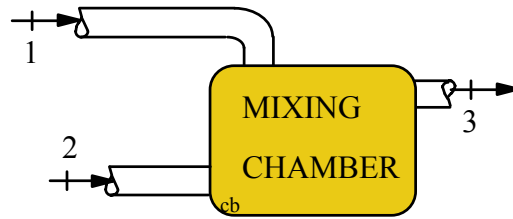
Mixing processes**6.91**

An open feedwater heater in a powerplant heats 4 kg/s water at 45°C, 100 kPa by mixing it with steam from the turbine at 100 kPa, 250°C. Assume the exit flow is saturated liquid at the given pressure and find the mass flow rate from the turbine.

Solution:

C.V. Feedwater heater.

No external \dot{Q} or \dot{W}



Continuity Eq.6.9: $\dot{m}_1 + \dot{m}_2 = \dot{m}_3$

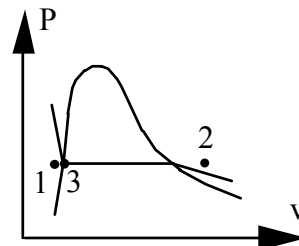
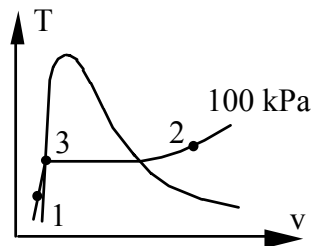
Energy Eq.6.10: $\dot{m}_1 h_1 + \dot{m}_2 h_2 = \dot{m}_3 h_3 = (\dot{m}_1 + \dot{m}_2) h_3$

State 1: Table B.1.1 $h = h_f = 188.42$ kJ/kg at 45°C

State 2: Table B.1.3 $h_2 = 2974.33$ kJ/kg

State 3: Table B.1.2 $h_3 = h_f = 417.44$ kJ/kg at 100 kPa

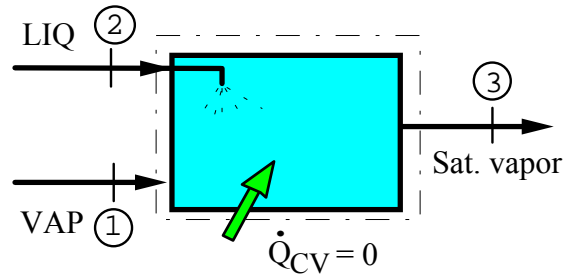
$$\dot{m}_2 = \dot{m}_1 \times \frac{h_1 - h_3}{h_3 - h_2} = 4 \times \frac{188.42 - 417.44}{417.44 - 2974.33} = \mathbf{0.358 \text{ kg/s}}$$



6.92

A desuperheater mixes superheated water vapor with liquid water in a ratio that produces saturated water vapor as output without any external heat transfer. A flow of 0.5 kg/s superheated vapor at 5 MPa, 400°C and a flow of liquid water at 5 MPa, 40°C enter a desuperheater. If saturated water vapor at 4.5 MPa is produced, determine the flow rate of the liquid water.

Solution:



$$\text{Continuity Eq.: } \dot{m}_1 + \dot{m}_2 = \dot{m}_3$$

$$\text{Energy Eq. 6.10: } \dot{m}_1 h_1 + \dot{m}_2 h_2 = \dot{m}_3 h_3$$

Table B.1

$$0.5 \times 3195.7 + \dot{m}_2 \times 171.97 = (0.5 + \dot{m}_2) 2797.9$$

$$\Rightarrow \dot{m}_2 = \mathbf{0.0757 \text{ kg/s}}$$

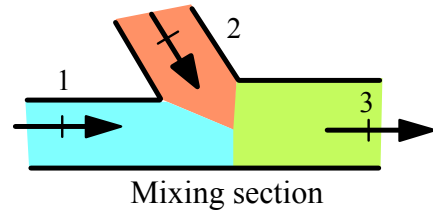
6.93

Two air flows are combined to a single flow. Flow one is $1 \text{ m}^3/\text{s}$ at 20°C and the other is $2 \text{ m}^3/\text{s}$ at 200°C both at 100 kPa . They mix without any heat transfer to produce an exit flow at 100 kPa . Neglect kinetic energies and find the exit temperature and volume flow rate.

Solution:

$$\text{Cont.} \quad \dot{m}_i = \dot{m}_e = \dot{m}$$

$$\begin{aligned} \text{Energy} \quad \dot{m}_1 h_1 + \dot{m}_2 h_2 &= \dot{m}_3 h_3 \\ &= (\dot{m}_1 + \dot{m}_2) h_3 \end{aligned}$$



$$\dot{m}_1 (h_3 - h_1) + \dot{m}_2 (h_3 - h_2) = 0$$

$$\dot{m}_1 C_p (T_3 - T_1) + \dot{m}_2 C_p (T_3 - T_2) = 0$$

$$T_3 = (\dot{m}_1 / \dot{m}_3) T_1 + (\dot{m}_2 / \dot{m}_3) T_2$$

We need to find the mass flow rates

$$v_1 = RT_1 / P_1 = (0.287 \times 293) / 100 = 0.8409 \text{ m}^3/\text{kg}$$

$$v_2 = RT_2 / P_2 = (0.287 \times 473) / 100 = 1.3575 \text{ m}^3/\text{kg}$$

$$\dot{m}_1 = \frac{\dot{V}_1}{v_1} = \frac{1}{0.8409} = 1.1892 \frac{\text{kg}}{\text{s}}, \quad \dot{m}_2 = \frac{\dot{V}_2}{v_2} = \frac{2}{1.3575} = 1.4733 \frac{\text{kg}}{\text{s}}$$

$$\dot{m}_3 = \dot{m}_1 + \dot{m}_2 = 2.6625 \text{ kg/s}$$

$$T_3 = \frac{1.1892}{2.6625} \times 20 + \frac{1.4733}{2.6625} \times 200 = \mathbf{119.6^\circ \text{C}}$$

$$v_3 = \frac{RT_3}{P_3} = \frac{0.287 (119.6 + 273)}{100} = 1.1268 \text{ m}^3/\text{kg}$$

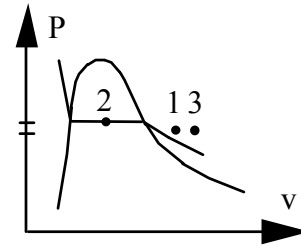
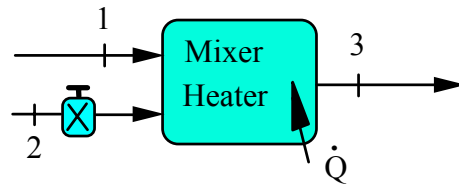
$$\dot{V}_3 = \dot{m}_3 v_3 = 2.6625 \times 1.1268 = \mathbf{3.0 \text{ m}^3/\text{s}}$$

6.94

A mixing chamber with heat transfer receives 2 kg/s of R-22 at 1 MPa, 40°C in one line and 1 kg/s of R-22 at 30°C, quality 50% in a line with a valve. The outgoing flow is at 1 MPa, 60°C. Find the rate of heat transfer to the mixing chamber.

Solution:

C.V. Mixing chamber. Steady with 2 flows in and 1 out, heat transfer in.



$$\text{Continuity Eq.6.9: } \dot{m}_1 + \dot{m}_2 = \dot{m}_3 ; \quad \Rightarrow \quad \dot{m}_3 = 2 + 1 = 3 \text{ kg/s}$$

$$\text{Energy Eq.6.10: } \dot{m}_1 h_1 + \dot{m}_2 h_2 + \dot{Q} = \dot{m}_3 h_3$$

$$\text{Properties: Table B.4.2: } h_1 = 271.04 \text{ kJ/kg, } h_3 = 286.97 \text{ kJ/kg}$$

$$\text{Table B.4.1: } h_2 = 81.25 + 0.5 \times 177.87 = 170.18 \text{ kJ/kg}$$

Energy equation then gives the heat transfer as

$$\dot{Q} = 3 \times 286.973 - 2 \times 271.04 - 1 \times 170.18 = \mathbf{148.66 \text{ kW}}$$

6.95

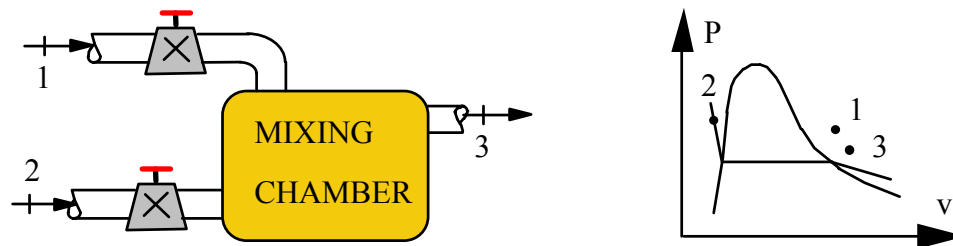
Two flows are mixed to form a single flow. Flow at state 1 is 1.5 kg/s water at 400 kPa, 200°C and flow at state 2 is 500 kPa, 100°C. Which mass flow rate at state 2 will produce an exit $T_3 = 150^\circ\text{C}$ if the exit pressure is kept at 300 kPa?

Solution:

C.V. Mixing chamber and valves. Steady state no heat transfer or work terms.

Continuity Eq.6.9: $\dot{m}_1 + \dot{m}_2 = \dot{m}_3$

Energy Eq.6.10: $\dot{m}_1 h_1 + \dot{m}_2 h_2 = \dot{m}_3 h_3 = (\dot{m}_1 + \dot{m}_2) h_3$



Properties Table B.1.3: $h_1 = 2860.51 \text{ kJ/kg}$; $h_3 = 2760.95 \text{ kJ/kg}$

Table B.1.4: $h_2 = 419.32 \text{ kJ/kg}$

$$\dot{m}_2 = \dot{m}_1 \times \frac{h_1 - h_3}{h_3 - h_2} = 1.5 \times \frac{2860.51 - 2760.95}{2760.95 - 419.32} = \mathbf{0.0638 \text{ kg/s}}$$

6.96

An insulated mixing chamber receives 2 kg/s R-134a at 1 MPa, 100°C in a line with low velocity. Another line with R-134a as saturated liquid 60°C flows through a valve to the mixing chamber at 1 MPa after the valve. The exit flow is saturated vapor at 1 MPa flowing at 20 m/s. Find the flow rate for the second line.

Solution:

C.V. Mixing chamber. Steady state, 2 inlets and 1 exit flow.

Insulated $q = 0$, No shaft or boundary motion $w = 0$.

Continuity Eq.6.9: $\dot{m}_1 + \dot{m}_2 = \dot{m}_3$;

Energy Eq.6.10: $\dot{m}_1 h_1 + \dot{m}_2 h_2 = \dot{m}_3 (h_3 + \frac{1}{2} V_3^2)$

$$\dot{m}_2 (h_2 - h_3 - \frac{1}{2} V_3^2) = \dot{m}_1 (h_3 + \frac{1}{2} V_3^2 - h_1)$$

1: Table B.5.2: 1 MPa, 100°C, $h_1 = 483.36$ kJ/kg

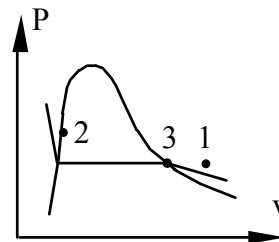
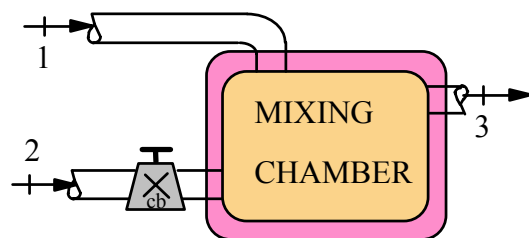
2: Table B.5.1: $x = \emptyset$, 60°C, $h_2 = 287.79$ kJ/kg

3: Table B.5.1: $x = 1$, 1 MPa, 20 m/s, $h_3 = 419.54$ kJ/kg

Now solve the energy equation for \dot{m}_2

$$\begin{aligned} \dot{m}_2 &= 2 \times [419.54 + \frac{1}{2} 20^2 \times \frac{1}{1000} - 483.36] / [287.79 - 419.54 - \frac{1}{2} \frac{20^2}{1000}] \\ &= 2 \times (-63.82 + 0.2) / (-131.75 - 0.2) = \mathbf{0.964 \text{ kg/s}} \end{aligned}$$

Notice how kinetic energy was insignificant.



6.97

To keep a jet engine cool some intake air bypasses the combustion chamber. Assume 2 kg/s hot air at 2000 K, 500 kPa is mixed with 1.5 kg/s air 500 K, 500 kPa without any external heat transfer. Find the exit temperature by using constant heat capacity from Table A.5.

Solution:

C.V. Mixing Section

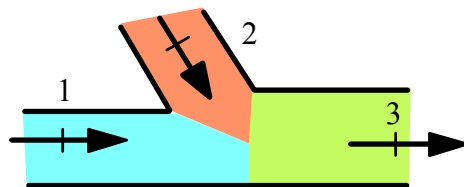
$$\text{Continuity Eq.6.9:} \quad \dot{m}_1 + \dot{m}_2 = \dot{m}_3 \Rightarrow \dot{m}_3 = 2 + 1.5 = 3.5 \text{ kg/s}$$

$$\text{Energy Eq.6.10:} \quad \dot{m}_1 h_1 + \dot{m}_2 h_2 = \dot{m}_3 h_3$$

$$h_3 = (\dot{m}_1 h_1 + \dot{m}_2 h_2) / \dot{m}_3 ;$$

For a constant specific heat divide the equation for h_3 with C_p to get

$$T_3 = \frac{\dot{m}_1}{\dot{m}_3} T_1 + \frac{\dot{m}_2}{\dot{m}_3} T_2 = \frac{2}{3.5} 2000 + \frac{1.5}{3.5} 500 = \mathbf{1357 \text{ K}}$$



Mixing section

6.98

To keep a jet engine cool some intake air bypasses the combustion chamber. Assume 2 kg/s hot air at 2000 K, 500 kPa is mixed with 1.5 kg/s air 500 K, 500 kPa without any external heat transfer. Find the exit temperature by using values from Table A.7.

Solution:

C.V. Mixing Section

$$\text{Continuity Eq.6.9:} \quad \dot{m}_1 + \dot{m}_2 = \dot{m}_3 \Rightarrow \dot{m}_3 = 2 + 1.5 = 3.5 \text{ kg/s}$$

$$\text{Energy Eq.6.10:} \quad \dot{m}_1 h_1 + \dot{m}_2 h_2 = \dot{m}_3 h_3$$

$$h_3 = (\dot{m}_1 h_1 + \dot{m}_2 h_2) / \dot{m}_3 ;$$

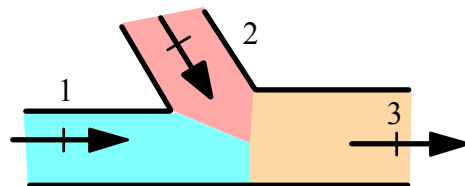
Using A.7 we look up the h at states 1 and 2 to calculate h_3

$$h_3 = \frac{\dot{m}_1}{\dot{m}_3} h_1 + \frac{\dot{m}_2}{\dot{m}_3} h_2 = \frac{2}{3.5} 2251.58 + \frac{1.5}{3.5} 503.36 = 1502 \text{ kJ/kg}$$

Now we can backinterpolate to find at what temperature do we have that h

$$T_3 = 1350 + 50 \frac{1502 - 1455.43}{1515.27 - 1455.43} = \mathbf{1389 \text{ K}}$$

This procedure is the most accurate.



Mixing section

Multiple Devices, Cycle Processes

6.99

The following data are for a simple steam power plant as shown in Fig. P6.99.

State	1	2	3	4	5	6	7
P MPa	6.2	6.1	5.9	5.7	5.5	0.01	0.009
T °C		45	175	500	490		40
h kJ/kg	-	194	744	3426	3404	-	168

State 6 has $x_6 = 0.92$, and velocity of 200 m/s. The rate of steam flow is 25 kg/s, with 300 kW power input to the pump. Piping diameters are 200 mm from steam generator to the turbine and 75 mm from the condenser to the steam generator. Determine the velocity at state 5 and the power output of the turbine.

Solution:

$$\text{Turbine } A_5 = (\pi/4)(0.2)^2 = 0.03142 \text{ m}^2$$

$$V_5 = \dot{m}v_5/A_5 = 25 \times 0.06163 / 0.03142 = \mathbf{49 \text{ m/s}}$$

$$h_6 = 191.83 + 0.92 \times 2392.8 = 2393.2 \text{ kJ/kg}$$

$$\begin{aligned} w_T &= h_5 - h_6 + \frac{1}{2}(V_5^2 - V_6^2) \\ &= 3404 - 2393.2 + (49^2 - 200^2)/(2 \times 1000) = 992 \text{ kJ/kg} \end{aligned}$$

$$\dot{W}_T = \dot{m}w_T = 25 \times 992 = \mathbf{24\,800 \text{ kW}}$$

Remark: Notice the kinetic energy change is small relative to enthalpy change.

6.100

For the same steam power plant as shown in Fig. P6.99 and Problem 6.99, assume the cooling water comes from a lake at 15°C and is returned at 25°C. Determine the rate of heat transfer in the condenser and the mass flow rate of cooling water from the lake.

Solution:

$$\text{Condenser } A_7 = (\pi/4)(0.075)^2 = 0.004\,418 \text{ m}^2, \quad v_7 = 0.001\,008 \text{ m}^3/\text{kg}$$

$$V_7 = \dot{m}v_7/A_7 = 25 \times 0.001\,008 / 0.004\,418 = 5.7 \text{ m/s}$$

$$h_6 = 191.83 + 0.92 \times 2392.8 = 2393.2 \text{ kJ/kg}$$

$$\begin{aligned} q_{\text{COND}} &= h_7 - h_6 + \frac{1}{2} (V_7^2 - V_6^2) \\ &= 168 - 2393.2 + (5.7^2 - 200^2)/(2 \times 1000) = -2245.2 \text{ kJ/kg} \end{aligned}$$

$$\dot{Q}_{\text{COND}} = 25 \times (-2245.2) = \mathbf{-56\,130 \text{ kW}}$$

This rate of heat transfer is carried away by the cooling water so

$$-\dot{Q}_{\text{COND}} = \dot{m}_{\text{H}_2\text{O}}(h_{\text{out}} - h_{\text{in}})_{\text{H}_2\text{O}} = 56\,130 \text{ kW}$$

$$\Rightarrow \dot{m}_{\text{H}_2\text{O}} = \frac{56\,130}{104.9 - 63.0} = \mathbf{1339.6 \text{ kg/s}}$$

6.101

For the same steam power plant as shown in Fig. P6.99 and Problem 6.99, determine the rate of heat transfer in the economizer, which is a low temperature heat exchanger. Find also the rate of heat transfer needed in the steam generator.

Solution:

$$\text{Economizer} \quad A_7 = \pi D_7^2/4 = 0.004\,418 \text{ m}^2, \quad v_7 = 0.001\,008 \text{ m}^3/\text{kg}$$

$$V_2 = V_7 = \dot{m}v_7/A_7 = 25 \times 0.001\,008/0.004\,418 = 5.7 \text{ m/s},$$

$$V_3 = (v_3/v_2)V_2 = (0.001\,118 / 0.001\,008) 5.7 = 6.3 \text{ m/s} \approx V_2$$

so kinetic energy change unimportant

$$q_{\text{ECON}} = h_3 - h_2 = 744 - 194 = 550.0 \text{ kJ/kg}$$

$$\dot{Q}_{\text{ECON}} = \dot{m}q_{\text{ECON}} = 25 (550.0) = \mathbf{13\,750 \text{ kW}}$$

$$\text{Generator} \quad A_4 = \pi D_4^2/4 = 0.031\,42 \text{ m}^2, \quad v_4 = 0.060\,23 \text{ m}^3/\text{kg}$$

$$V_4 = \dot{m}v_4/A_4 = 25 \times 0.060\,23/0.031\,42 = 47.9 \text{ m/s}$$

$$q_{\text{GEN}} = 3426 - 744 + (47.9^2 - 6.3^2)/(2 \times 1000) = 2683 \text{ kJ/kg}$$

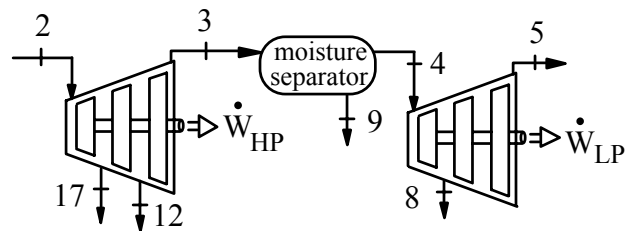
$$\dot{Q}_{\text{GEN}} = \dot{m}q_{\text{GEN}} = 25 \times (2683) = \mathbf{67\,075 \text{ kW}}$$

6.102

A somewhat simplified flow diagram for a nuclear power plant shown in Fig. 1.4 is given in Fig. P6.102. Mass flow rates and the various states in the cycle are shown in the accompanying table. The cycle includes a number of heaters in which heat is transferred from steam, taken out of the turbine at some intermediate pressure, to liquid water pumped from the condenser on its way to the steam drum. The heat exchanger in the reactor supplies 157 MW, and it may be assumed that there is no heat transfer in the turbines.

- Assume the moisture separator has no heat transfer between the two turbine sections, determine the enthalpy and quality (h_4, x_4).
- Determine the power output of the low-pressure turbine.
- Determine the power output of the high-pressure turbine.
- Find the ratio of the total power output of the two turbines to the total power delivered by the reactor.

Solution:



- a) Moisture Separator, steady state, no heat transfer, no work

$$\begin{aligned} \text{Mass: } \dot{m}_3 &= \dot{m}_4 + \dot{m}_9, & \text{Energy: } \dot{m}_3 h_3 &= \dot{m}_4 h_4 + \dot{m}_9 h_9 ; \\ 62.874 \times 2517 &= 58.212 \times h_4 + 4.662 \times 558 & \Rightarrow h_4 &= 2673.9 \text{ kJ/kg} \\ h_4 = 2673.9 &= 566.18 + x_4 \times 2160.6 & \Rightarrow x_4 &= \mathbf{0.9755} \end{aligned}$$

- b) Low Pressure Turbine, steady state no heat transfer

$$\begin{aligned} \text{Energy Eq.: } \dot{m}_4 h_4 &= \dot{m}_5 h_5 + \dot{m}_8 h_8 + \dot{W}_{CV(LP)} \\ \dot{W}_{CV(LP)} &= \dot{m}_4 h_4 - \dot{m}_5 h_5 - \dot{m}_8 h_8 \\ &= 58.212 \times 2673.9 - 55.44 \times 2279 - 2.772 \times 2459 \\ &= 22\,489 \text{ kW} = \mathbf{22.489 \text{ MW}} \end{aligned}$$

- c) High Pressure Turbine, steady state no heat transfer

$$\begin{aligned} \text{Energy Eq.: } \dot{m}_2 h_2 &= \dot{m}_3 h_3 + \dot{m}_{12} h_{12} + \dot{m}_{17} h_{17} + \dot{W}_{CV(HP)} \\ \dot{W}_{CV(HP)} &= \dot{m}_2 h_2 - \dot{m}_3 h_3 - \dot{m}_{12} h_{12} - \dot{m}_{17} h_{17} \\ &= 75.6 \times 2765 - 62.874 \times 2517 - 8.064 \times 2517 - 4.662 \times 2593 \\ &= 18\,394 \text{ kW} = \mathbf{18.394 \text{ MW}} \end{aligned}$$

- d) $\eta = (\dot{W}_{HP} + \dot{W}_{LP}) / \dot{Q}_{REACT} = 40.883 / 157 = \mathbf{0.26}$

6.103

Consider the powerplant as described in the previous problem.

a. Determine the quality of the steam leaving the reactor.

b. What is the power to the pump that feeds water to the reactor?

Solution:

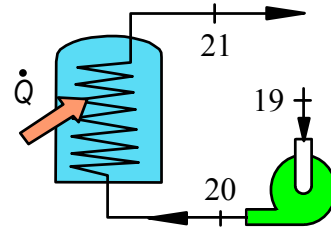
a) Reactor: Cont.: $\dot{m}_{20} = \dot{m}_{21}$; $\dot{Q}_{CV} = 157 \text{ MW}$

Energy Eq.6.12: $\dot{Q}_{CV} + \dot{m}_{20}h_{20} = \dot{m}_{21}h_{21}$

$$157\,000 + 1386 \times 1221 = 1386 \times h_{21}$$

$$h_{21} = 1334.3 = 1282.4 + x_{21} \times 1458.3$$

$$\Rightarrow x_{21} = \mathbf{0.0349}$$



b) C.V. Reactor feedwater pump

Cont. $\dot{m}_{19} = \dot{m}_{20}$ Energy Eq.6.12: $\dot{m}_{19}h_{19} = \dot{m}_{19}h_{20} + \dot{W}_{CV,P}$

Table B.1: $h_{19} = h(277^\circ\text{C}, 7240 \text{ kPa}) = 1220 \text{ kJ/kg}$, $h_{20} = 1221 \text{ kJ/kg}$

$$\dot{W}_{CV,P} = \dot{m}_{19}(h_{19} - h_{20}) = 1386(1220 - 1221) = \mathbf{-1386 \text{ kW}}$$

6.104

A gas turbine setup to produce power during peak demand is shown in Fig. P6.104. The turbine provides power to the air compressor and the electric generator. If the electric generator should provide 5 MW what is the needed air flow at state 1 and the combustion heat transfer between state 2 and 3?

Solution:

1: 90 kPa, 290 K ; 2: 900 kPa, 560 K ; 3: 900 kPa, 1400 K
4: 100 kPa, 850 K ;

$$w_{c \text{ in}} = h_2 - h_1 = 565.47 - 290.43 = 275.04 \text{ kJ/kg}$$

$$w_{T \text{ out}} = h_3 - h_4 = 1515.27 - 877.4 = 637.87 \text{ kJ/kg}$$

$$q_H = h_3 - h_2 = 1515.27 - 565.47 = 949.8 \text{ kJ/kg}$$

$$\dot{W}_{el} = \dot{m}w_T - \dot{m}w_c$$

$$\dot{m} = \dot{W}_{el} / (w_T - w_c) = \frac{5000}{637.87 - 275.04} = \mathbf{13.78 \text{ kg/s}}$$

$$\dot{Q}_H = \dot{m}q_H = 13.78 \times 949.8 = 13\,088 \text{ kW} = \mathbf{13.1 \text{ MW}}$$

6.105

A proposal is made to use a geothermal supply of hot water to operate a steam turbine, as shown in Fig. P6.105. The high-pressure water at 1.5 MPa, 180°C, is throttled into a flash evaporator chamber, which forms liquid and vapor at a lower pressure of 400 kPa. The liquid is discarded while the saturated vapor feeds the turbine and exits at 10 kPa, 90% quality. If the turbine should produce 1 MW, find the required mass flow rate of hot geothermal water in kilograms per hour.

Solution:

Separation of phases in flash-evaporator
constant h in the valve flow so

Table B.1.3: $h_1 = 763.5 \text{ kJ/kg}$

$$h_1 = 763.5 = 604.74 + x \times 2133.8$$

$$\Rightarrow x = 0.07439 = \dot{m}_2/\dot{m}_1$$

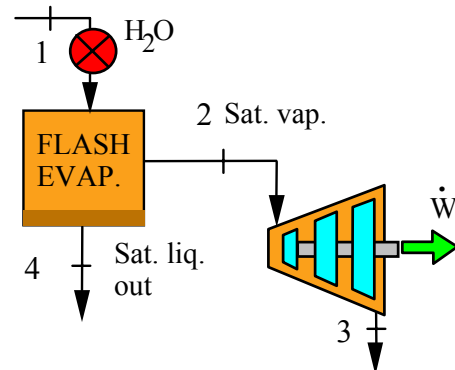
Table B.1.2: $h_2 = 2738.6 \text{ kJ/kg}$;

$$h_3 = 191.83 + 0.9 \times 2392.8 = 2345.4 \text{ kJ/kg}$$

Energy Eq.6.12 for the turbine

$$\dot{W} = \dot{m}_2(h_2 - h_3) \quad \Rightarrow \quad \dot{m}_2 = \frac{1000}{2738.6 - 2345.4} = 2.543 \text{ kg/s}$$

$$\Rightarrow \dot{m}_1 = \dot{m}_2/x = 34.19 \text{ kg/s} = \mathbf{123\ 075 \text{ kg/h}}$$



6.106

A R-12 heat pump cycle shown in Fig. P6.71 has a R-12 flow rate of 0.05 kg/s with 4 kW into the compressor. The following data are given

State	1	2	3	4	5	6
P kPa	1250	1230	1200	320	300	290
T °C	120	110	45		0	5
h kJ/kg	260	253	79.7	-	188	191

Calculate the heat transfer from the compressor, the heat transfer from the R-12 in the condenser and the heat transfer to the R-12 in the evaporator.

Solution:

CV: Compressor

$$\begin{aligned}\dot{Q}_{\text{COMP}} &= \dot{m}(h_1 - h_e) + \dot{W}_{\text{COMP}} \\ &= 0.05 (260 - 191) - 4.0 = \mathbf{-0.55 \text{ kW}}\end{aligned}$$

CV: Condenser

$$\dot{Q}_{\text{COND}} = \dot{m} (h_3 - h_2) = 0.05 (79.7 - 253) = \mathbf{-8.665 \text{ kW}}$$

CV: Evaporator $h_4 = h_3 = 79.7 \text{ kJ/kg}$ (from valve)

$$\dot{Q}_{\text{EVAP}} = \dot{m} (h_5 - h_4) = 0.05 (188 - 79.7) = \mathbf{5.42 \text{ kW}}$$

6.107

A modern jet engine has a temperature after combustion of about 1500 K at 3200 kPa as it enters the turbine section, see state 3 Fig. P.6.107. The compressor inlet is 80 kPa, 260 K state 1 and outlet state 2 is 3300 kPa, 780 K; the turbine outlet state 4 into the nozzle is 400 kPa, 900 K and nozzle exit state 5 at 80 kPa, 640 K. Neglect any heat transfer and neglect kinetic energy except out of the nozzle. Find the compressor and turbine specific work terms and the nozzle exit velocity.

Solution:

The compressor, turbine and nozzle are all steady state single flow devices and they are adiabatic.

We will use air properties from table A.7.1:

$$h_1 = 260.32, \quad h_2 = 800.28, \quad h_3 = 1635.80, \quad h_4 = 933.15, \quad h_5 = 649.53 \text{ kJ/kg}$$

Energy equation for the compressor gives

$$w_{c \text{ in}} = h_2 - h_1 = 800.28 - 260.32 = \mathbf{539.36 \text{ kJ/kg}}$$

Energy equation for the turbine gives

$$w_T = h_3 - h_4 = 1635.80 - 933.15 = \mathbf{702.65 \text{ kJ/kg}}$$

Energy equation for the nozzle gives

$$h_4 = h_5 + \frac{1}{2} \mathbf{V}_5^2$$

$$\frac{1}{2} \mathbf{V}_5^2 = h_4 - h_5 = 933.15 - 649.53 = 283.62 \text{ kJ/kg}$$

$$\mathbf{V}_5 = [2(h_4 - h_5)]^{1/2} = (2 \times 283.62 \times 1000)^{1/2} = \mathbf{753 \text{ m/s}}$$

Transient processes

6.108

A 1-m³, 40-kg rigid steel tank contains air at 500 kPa, and both tank and air are at 20°C. The tank is connected to a line flowing air at 2 MPa, 20°C. The valve is opened, allowing air to flow into the tank until the pressure reaches 1.5 MPa and is then closed. Assume the air and tank are always at the same temperature and the final temperature is 35°C. Find the final air mass and the heat transfer.

Solution:

Control volume: Air and the steel tank.

Continuity Eq.6.15: $m_2 - m_1 = m_i$

Energy Eq.6.16: $(m_2u_2 - m_1u_1)_{\text{AIR}} + m_{\text{ST}}(u_2 - u_1)_{\text{ST}} = m_i h_i + {}_1Q_2$

$$m_1_{\text{AIR}} = \frac{P_1 V}{RT_1} = \frac{500 \times 1}{0.287 \times 293.2} = 5.94 \text{ kg}$$

$$m_2_{\text{AIR}} = \frac{P_2 V}{RT_2} = \frac{1500 \times 1}{0.287 \times 308.2} = \mathbf{16.96 \text{ kg}}$$

$$m_i = (m_2 - m_1)_{\text{AIR}} = 16.96 - 5.94 = 11.02 \text{ kg}$$

The energy equation now gives

$$\begin{aligned} {}_1Q_2 &= (m_2u_2 - m_1u_1)_{\text{AIR}} + m_{\text{ST}}(u_2 - u_1)_{\text{ST}} - m_i h_i \\ &= m_1(u_2 - u_1) + m_i(u_2 - u_i - RT_i) + m_{\text{ST}}C_{\text{ST}}(T_2 - T_1) \\ &\cong m_1C_v(T_2 - T_1) + m_i[C_v(T_2 - T_i) - RT_i] + m_{\text{ST}}C_{\text{ST}}(T_2 - T_1) \\ &= 5.94 \times 0.717(35 - 20) + 11.02[0.717(35 - 20) - 0.287 \times 293.2] \\ &\quad + 40 \times 0.46(35 - 20) \\ &= 63.885 - 808.795 + 276 \\ &= \mathbf{-468.9 \text{ kJ}} \end{aligned}$$

6.109

An evacuated 150-L tank is connected to a line flowing air at room temperature, 25°C, and 8 MPa pressure. The valve is opened allowing air to flow into the tank until the pressure inside is 6 MPa. At this point the valve is closed. This filling process occurs rapidly and is essentially adiabatic. The tank is then placed in storage where it eventually returns to room temperature. What is the final pressure?

Solution:

C.V. Tank:

Continuity Eq.6.15: $m_1 = m_2$

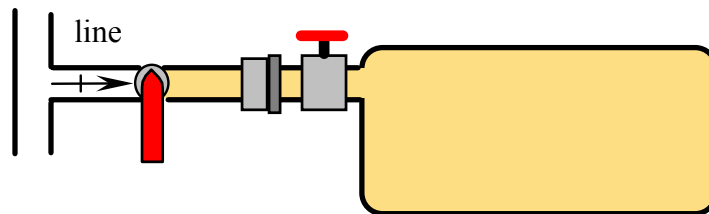
Energy Eq.6.16: $m_1 h_1 = m_2 u_2 \Rightarrow u_2 = h_1$

Use constant specific heat C_{p0} from table A.5 then energy equation:

$$T_2 = (C_p/C_v) T_1 = kT_1 = 1.4 \times 298.2 = 417.5 \text{ K}$$

Process: constant volume cooling to T_3 :

$$P_3 = P_2 \times T_3/T_2 = 6.0 \times 298.15/417.5 = \mathbf{4.29 \text{ MPa}}$$



6.110

An initially empty bottle is filled with water from a line at 0.8 MPa, 350°C. Assume no heat transfer and that the bottle is closed when the pressure reaches the line pressure. If the final mass is 0.75 kg find the final temperature and the volume of the bottle.

Solution;

C.V. Bottle, transient process with no heat transfer or work.

Continuity Eq.6.15: $m_2 - m_1 = m_{in}$;

Energy Eq.6.16: $m_2 u_2 - m_1 u_1 = - m_{in} h_{in}$

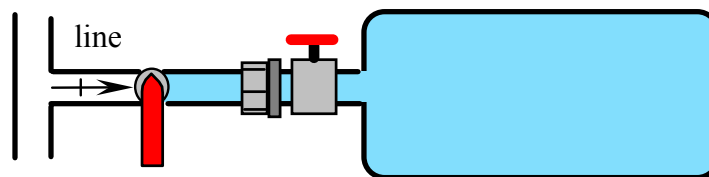
State 1: $m_1 = 0 \Rightarrow m_2 = m_{in}$ and $u_2 = h_{in}$

Line state: Table B.1.3: $h_{in} = 3161.68$ kJ/kg

State 2: $P_2 = P_{line} = 800$ kPa, $u_2 = 3161.68$ kJ/kg from Table B.1.3

$$T_2 = 520^{\circ}\text{C} \text{ and } v_2 = 0.4554 \text{ m}^3/\text{kg}$$

$$V_2 = m_2 v_2 = 0.75 \times 0.4554 = 0.342 \text{ m}^3$$



6.111

A 25-L tank, shown in Fig. P6.111, that is initially evacuated is connected by a valve to an air supply line flowing air at 20°C, 800 kPa. The valve is opened, and air flows into the tank until the pressure reaches 600 kPa. Determine the final temperature and mass inside the tank, assuming the process is adiabatic. Develop an expression for the relation between the line temperature and the final temperature using constant specific heats.

Solution:

C.V. Tank:

Continuity Eq.6.15: $m_2 = m_i$

Energy Eq.6.16: $m_2 u_2 = m_i h_i$

Table A.7: $u_2 = h_i = 293.64 \text{ kJ/kg}$

$$\Rightarrow T_2 = \mathbf{410.0 \text{ K}}$$

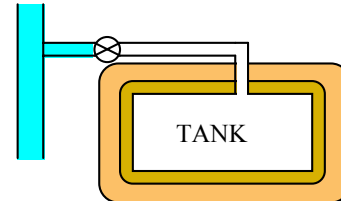
$$m_2 = \frac{P_2 V}{RT_2} = \frac{600 \times 0.025}{0.287 \times 410} = \mathbf{0.1275 \text{ kg}}$$

Assuming constant specific heat,

$$h_i = u_i + RT_i = u_2, \quad RT_i = u_2 - u_i = C_{v0}(T_2 - T_i)$$

$$C_{v0}T_2 = (C_{v0} + R)T_i = C_{p0}T_i, \quad T_2 = \left(\frac{C_{p0}}{C_{v0}}\right) T_i = kT_i$$

$$\text{For } T_i = 293.2\text{K \& constant } C_{p0}, \quad T_2 = 1.40 \times 293.2 = \mathbf{410.5 \text{ K}}$$



6.112

Helium in a steel tank is at 250 kPa, 300 K with a volume of 0.1 m^3 . It is used to fill a balloon. When the tank pressure drops to 150 kPa the flow of helium stops by itself. If all the helium still is at 300 K how big a balloon did I get? Assume the pressure in the balloon varies linearly with volume from 100 kPa ($V = 0$) to the final 150 kPa. How much heat transfer did take place?

Solution:

Take a C.V. of all the helium.
This is a control mass, the tank mass changes density and pressure.

$$\text{Energy Eq.: } U_2 - U_1 = {}_1Q_2 - {}_1W_2$$

$$\text{Process Eq.: } P = 100 + CV$$

$$\text{State 1: } P_1, T_1, V_1$$

$$\text{State 2: } P_2, T_2, V_2 = ?$$

Ideal gas:

$$P_2 V_2 = mRT_2 = mRT_1 = P_1 V_1$$

$$V_2 = V_1(P_1/P_2) = 0.1 \times (250/150) = 0.16667 \text{ m}^3$$

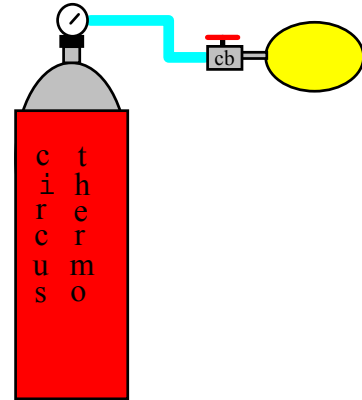
$$V_{\text{bal}} = V_2 - V_1 = 0.16667 - 0.1 = 0.06667 \text{ m}^3$$

$${}_1W_2 = \int P dV = \text{AREA} = \frac{1}{2} (P_1 + P_2) (V_2 - V_1)$$

$$= \frac{1}{2} (250 + 150) \times 0.06667 = 13.334 \text{ kJ}$$

$$U_2 - U_1 = {}_1Q_2 - {}_1W_2 = m(u_2 - u_1) = mC_v (T_2 - T_1) = 0$$

$$\text{so } {}_1Q_2 = {}_1W_2 = \mathbf{13.334 \text{ kJ}}$$



Remark: The process is transient, but you only see the flow mass if you select the tank or the balloon as a control volume. That analysis leads to more terms that must be eliminated between the tank control volume and the balloon control volume.

6.113

A rigid 100-L tank contains air at 1 MPa, 200°C. A valve on the tank is now opened and air flows out until the pressure drops to 100 kPa. During this process, heat is transferred from a heat source at 200°C, such that when the valve is closed, the temperature inside the tank is 50°C. What is the heat transfer?

Solution:

$$1 : 1 \text{ MPa}, 200^\circ\text{C}, m_1 = P_1 V_1 / RT_1 = 1000 \times 0.1 / (0.287 \times 473.1) = 0.736 \text{ kg}$$

$$2 : 100 \text{ kPa}, 50^\circ\text{C}, m_2 = P_2 V_2 / RT_2 = 100 \times 0.1 / (0.287 \times 323.1) = 0.1078 \text{ kg}$$

$$\text{Continuity Eq.6.15: } m_{\text{ex}} = m_1 - m_2 = 0.628 \text{ kg},$$

$$\text{Energy Eq.6.16: } m_2 u_2 - m_1 u_1 = - m_{\text{ex}} h_{\text{ex}} + {}_1Q_2$$

$$\text{Table A.7: } u_1 = 340.0 \text{ kJ/kg}, \quad u_2 = 231.0 \text{ kJ/kg},$$

$$h_{e \text{ ave}} = (h_1 + h_2)/2 = (475.8 + 323.75)/2 = 399.8 \text{ kJ/kg}$$

$${}_1Q_2 = 0.1078 \times 231.0 - 0.736 \times 340.0 + 0.628 \times 399.8 = +\mathbf{25.7 \text{ kJ}}$$

6.114

A 1-m³ tank contains ammonia at 150 kPa, 25°C. The tank is attached to a line flowing ammonia at 1200 kPa, 60°C. The valve is opened, and mass flows in until the tank is half full of liquid, by volume at 25°C. Calculate the heat transferred from the tank during this process.

Solution:

C.V. Tank. Transient process as flow comes in.

State 1 Table B.2.2 interpolate between 20 °C and 30°C:

$$v_1 = 0.9552 \text{ m}^3/\text{kg}; \quad u_1 = 1380.6 \text{ kJ/kg}$$

$$m_1 = V/v_1 = 1/0.9552 = 1.047 \text{ kg}$$

State 2: 0.5 m³ liquid and 0.5 m³ vapor from Table B.2.1 at 25°C

$$v_f = 0.001658 \text{ m}^3/\text{kg}; \quad v_g = 0.12813 \text{ m}^3/\text{kg}$$

$$m_{\text{LIQ}2} = 0.5/0.001658 = 301.57 \text{ kg}, \quad m_{\text{VAP}2} = 0.5/0.12813 = 3.902 \text{ kg}$$

$$m_2 = 305.47 \text{ kg}, \quad x_2 = m_{\text{VAP}2}/m_2 = 0.01277,$$

From continuity equation

$$m_i = m_2 - m_1 = 304.42 \text{ kg}$$

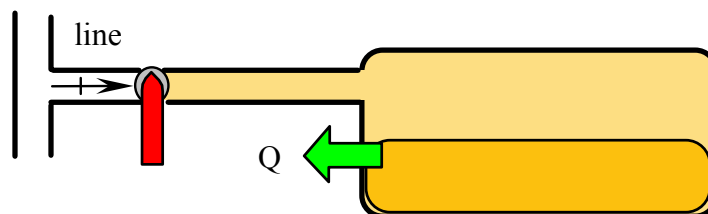
Table B.2.1: $u_2 = 296.6 + 0.01277 \times 1038.4 = 309.9 \text{ kJ/kg}$

State inlet: Table B.2.2 $h_i = 1553.3 \text{ kJ/kg}$

Energy Eq.6.16:

$$Q_{\text{CV}} + m_i h_i = m_2 u_2 - m_1 u_1$$

$$Q_{\text{CV}} = 305.47 \times 309.9 - 1.047 \times 1380.6 - 304.42 \times 1553.3 = \mathbf{-379\ 636 \text{ kJ}}$$



6.115

An empty cannister of volume 1 L is filled with R-134a from a line flowing saturated liquid R-134a at 0°C. The filling is done quickly so it is adiabatic. How much mass of R-134a is there after filling? The cannister is placed on a storage shelf where it slowly heats up to room temperature 20°C. What is the final pressure?

C.V. cannister, no work and no heat transfer.

Continuity Eq.6.15: $m_2 = m_i$

Energy Eq.6.16: $m_2 u_2 - 0 = m_i h_i = m_i h_{\text{line}}$

Table B.5.1: $h_{\text{line}} = 200.0 \text{ kJ/kg}$, $P_{\text{line}} = 294 \text{ kPa}$

From the energy equation we get

$$u_2 = h_{\text{line}} = 200 \text{ kJ/kg} > u_f = 199.77 \text{ kJ/kg}$$

State 2 is two-phase $P_2 = P_{\text{line}} = 294 \text{ kPa}$ and $T_2 = 0^\circ\text{C}$

$$x_2 = \frac{u_2 - u_f}{u_{fg}} = \frac{200 - 199.77}{178.24} = 0.00129$$

$$v_2 = 0.000773 + x_2 0.06842 = 0.000861 \text{ m}^3/\text{kg}$$

$$m_2 = V/v_2 = 0.01/0.000861 = \mathbf{11.61 \text{ kg}}$$

At 20°C: $v_f = 0.000817 \text{ m}^3/\text{kg} < v_2$ so still two-phase

$$P = P_{\text{sat}} = \mathbf{572.8 \text{ kPa}}$$

6.116

A piston cylinder contains 1 kg water at 20°C with a constant load on the piston such that the pressure is 250 kPa. A nozzle in a line to the cylinder is opened to enable a flow to the outside atmosphere at 100 kPa. The process continues to half the mass has flowed out and there is no heat transfer. Assume constant water temperature and find the exit velocity and total work done in the process.

Solution:

C.V. The cylinder and the nozzle.

$$\text{Continuity Eq.6.15: } m_2 - m_1 = -m_e$$

$$\text{Energy Eq.6.16: } m_2 u_2 - m_1 u_1 = -m_e \left(h_e + \frac{1}{2} \mathbf{V}_e^2 \right) - {}_1W_2$$

$$\text{Process: } P = C \Rightarrow {}_1W_2 = \int P dV = P(V_2 - V_1)$$

$$\text{State 1: Table B.1.1, } 20^\circ\text{C} \Rightarrow v_1 = 0.001002, u_1 = 83.94 \text{ kJ/kg}$$

$$\text{State 2: Table B.1.1, } 20^\circ\text{C} \Rightarrow v_2 = v_1, u_2 = u_1;$$

$$m_2 = m_1/2 = 0.5 \text{ kg} \Rightarrow V_2 = V_1/2$$

$${}_1W_2 = P(V_2 - V_1) = 250 (0.5 - 1) 0.001002 = \mathbf{-0.125 \text{ kJ}}$$

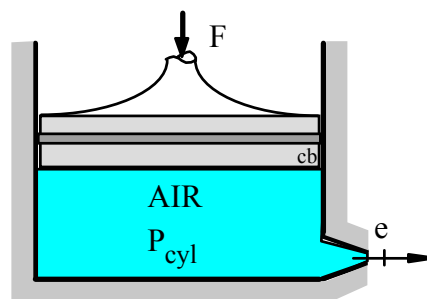
$$\text{Exit state: Table B.1.1, } 20^\circ\text{C} \Rightarrow h_e = 83.94 \text{ kJ/kg}$$

Solve for the kinetic energy in the energy equation

$$\begin{aligned} \frac{1}{2} \mathbf{V}_e^2 &= [m_1 u_1 - m_2 u_2 - m_e h_e - {}_1W_2] / m_e \\ &= [1 \times 83.94 - 0.5 \times 83.94 - 0.5 \times 83.94 + 0.125] / 0.5 \\ &= 0.125 / 0.5 = 0.25 \text{ kJ/kg} \end{aligned}$$

$$\mathbf{V} = \sqrt{2 \times 0.25 \times 1000} = \mathbf{22.36 \text{ m/s}}$$

All the work ended up as kinetic energy in the exit flow.

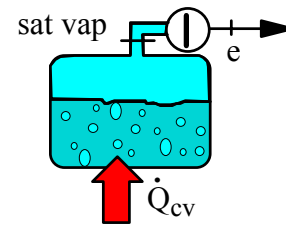


6.117

A 200 liter tank initially contains water at 100 kPa and a quality of 1%. Heat is transferred to the water thereby raising its pressure and temperature. At a pressure of 2 MPa a safety valve opens and saturated vapor at 2 MPa flows out. The process continues, maintaining 2 MPa inside until the quality in the tank is 90%, then stops. Determine the total mass of water that flowed out and the total heat transfer.

Solution:

C.V. Tank, no work but heat transfer in and flow out. Denoting State 1: initial state, State 2: valve opens, State 3: final state.



$$\text{Continuity Eq.: } m_3 - m_1 = -m_e$$

$$\text{Energy Eq.: } m_3u_3 - m_1u_1 = -m_e h_e + {}_1Q_3$$

$$\text{State 1 Table B.1.2: } v_1 = v_f + x_1 v_{fg} = 0.001043 + 0.01 \times 1.69296 \\ = 0.01797 \text{ m}^3/\text{kg}$$

$$u_1 = u_f + x_1 u_{fg} = 417.33 + 0.01 \times 2088.72 = 438.22 \text{ kJ/kg}$$

$$m_1 = V/v_1 = 0.2 \text{ m}^3 / (0.01797 \text{ m}^3/\text{kg}) = 11.13 \text{ kg}$$

$$\text{State 3 (2MPa): } v_3 = v_f + x_3 v_{fg} = 0.001177 + 0.9 \times 0.09845 = 0.08978 \text{ m}^3/\text{kg}$$

$$u_3 = u_f + x_3 u_{fg} = 906.42 + 0.9 \times 1693.84 = 2430.88 \text{ kJ/kg}$$

$$m_3 = V/v_3 = 0.2 \text{ m}^3 / (0.08978 \text{ m}^3/\text{kg}) = 2.23 \text{ kg}$$

$$\text{Exit state (2MPa): } h_e = h_g = 2799.51 \text{ kJ/kg}$$

$$\text{Hence: } m_e = m_1 - m_3 = 11.13 \text{ kg} - 2.23 \text{ kg} = \mathbf{8.90 \text{ kg}}$$

Applying the 1st law between state 1 and state 3

$${}_1Q_3 = m_3u_3 - m_1u_1 + m_e h_e \\ = 2.23 \times 2430.88 - 11.13 \times 438.22 + 8.90 \times 2799.51 \\ = 25\,459 \text{ kJ} = \mathbf{25.46 \text{ MJ}}$$

6.118

A 100-L rigid tank contains carbon dioxide gas at 1 MPa, 300 K. A valve is cracked open, and carbon dioxide escapes slowly until the tank pressure has dropped to 500 kPa. At this point the valve is closed. The gas remaining inside the tank may be assumed to have undergone a polytropic expansion, with polytropic exponent $n = 1.15$. Find the final mass inside and the heat transferred to the tank during the process.

Solution:

Ideal gas law and value from table A.5

$$m_1 = \frac{P_1 V}{RT_1} = \frac{1000 \times 0.1}{0.18892 \times 300} = 1.764 \text{ kg}$$

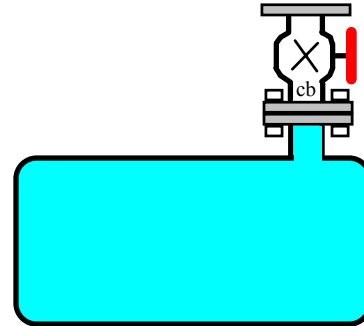
Polytropic process and ideal gas law gives

$$T_2 = T_1 \left(\frac{P_2}{P_1} \right)^{(n-1)/n} = 300 \left(\frac{500}{1000} \right)^{(0.15/1.15)} = 274 \text{ K}$$

$$m_2 = \frac{P_2 V}{RT_2} = \frac{500 \times 0.1}{0.18892 \times 274} = \mathbf{0.966 \text{ kg}}$$

Energy Eq.6.16:

$$\begin{aligned} Q_{CV} &= m_2 u_2 - m_1 u_1 + m_e h_{e \text{ avg}} \\ &= m_2 C_{v0} T_2 - m_1 C_{v0} T_1 + (m_1 - m_2) C_{p0} (T_1 + T_2)/2 \\ &= 0.966 \times 0.6529 \times 274 - 1.764 \times 0.6529 \times 300 \\ &\quad + (1.764 - 0.966) \times 0.8418 \times (300 + 274)/2 = \mathbf{+20.1 \text{ kJ}} \end{aligned}$$



6.119

A nitrogen line, 300 K and 0.5 MPa, shown in Fig. P6.119, is connected to a turbine that exhausts to a closed initially empty tank of 50 m³. The turbine operates to a tank pressure of 0.5 MPa, at which point the temperature is 250 K. Assuming the entire process is adiabatic, determine the turbine work.

Solution:

C.V. turbine & tank \Rightarrow Transient process

Conservation of mass Eq.6.15: $m_1 = m_2 \Rightarrow m$

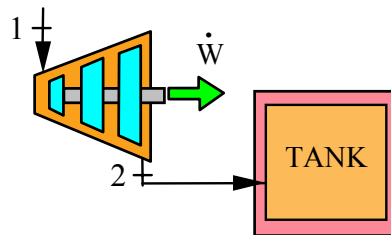
Energy Eq.6.16: $m_1 h_1 = m_2 u_2 + W_{CV}$; $W_{CV} = m(h_1 - u_2)$

Table B.6.2: $P_1 = 0.5$ MPa, $T_1 = 300$ K, Nitrogen; $h_1 = 310.28$ kJ/kg

2: $P_2 = 0.5$ MPa, $T_2 = 250$ K, $u_2 = 183.89$ kJ/kg, $v_2 = 0.154$ m³/kg

$$m_2 = V/v_2 = 50/0.154 = 324.7 \text{ kg}$$

$$W_{CV} = 324.7 (310.28 - 183.89) = 41\,039 \text{ kJ} = \mathbf{41.04 \text{ MJ}}$$



We could with good accuracy have solved using ideal gas and Table A.5

6.120

A 2 m tall cylinder has a small hole in the bottom. It is filled with liquid water 1 m high, on top of which is 1 m high air column at atmospheric pressure of 100 kPa. As the liquid water near the hole has a higher P than 100 kPa it runs out. Assume a slow process with constant T. Will the flow ever stop? When?

New fig.

Solution:

$$P_{\text{bot}} = P_{\text{air}} + \rho g L_{\text{liq}}$$

For the air $PV = mRT$

$$P_{\text{air}} = mRT/V_{\text{air}} \quad ; \quad V_{\text{air}} = A L_{\text{air}} = A (H - L_{\text{liq}})$$

$$P_{\text{bot}} = \frac{m_a R_a T_a}{A(H - L_{\text{liq}})} + \rho_f g L_f = \frac{P_{a1} V_{a1}}{A(H - L_{\text{liq}})} + \rho_{\text{liq}} g L_f = \frac{P_{a1} L_{a1}}{H - L_f} + \rho_{\text{liq}} g L_f \geq P_o$$

Solve for $L_{\text{liq}} \quad ; \quad \rho_{\text{liq}} = 1/(v_f) = 1/0.0021002 = 998 \text{ kg/m}^3$

$$P_{a1} L_{a1} + \rho g L_f (H - L_f) \geq P (H - L_f)$$

$$(\rho g H + P_o) L_f - \rho g L_f^2 = P_o H + P_{a1} L_{a1} \geq 0$$

Put in numbers and solve quadratic eq.

$$L_f^2 - (H + (P_o/\rho g)) L_f + \frac{P_o H - P_{a1} L_{a1}}{\rho g} = 0$$

$$L_f^2 - 12.217 L_f + 10.217 = 0$$

$$(P_o/\rho g) = \frac{100 \text{ kPa m}^3 \text{ s}^3}{998 \times 9.807 \text{ kg m}} = 10.217 \text{ m}$$

$$\frac{P_o H + P_{a1} L_{a1}}{\rho g} = \frac{100 (2-1)}{998 \times 9.807} = 10.217 \text{ m}$$

$$L_f = \frac{12.217}{2} \times \left[\frac{12.217^3}{4} - \frac{12.217}{4} \right]^{1/2} = 6.1085 \times 5.2055$$

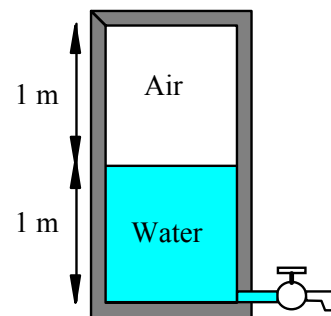
$$\Rightarrow 11.314 \quad \text{or} \quad 0.903 \text{ m}$$

Verify

$$P_{a2} = P_{a1} \cdot \frac{L_{a1}}{H - L_f} = 100 \frac{1}{2 - 0.903} = 91.158 \text{ kPa}$$

$$\rho g L_f = 998 \times 9.807 \times 0.903 = 8838 \text{ Pa} = 8.838 \text{ kPa}$$

$$P_{\text{bot}} = P_{a2} + \rho g L_f = 91.158 + 8.838 = 99.996 \text{ kPa} \quad \text{OK}$$



6.121

A 2-m³ insulated vessel, shown in Fig. P6.121, contains saturated vapor steam at 4 MPa. A valve on the top of the tank is opened, and steam is allowed to escape. During the process any liquid formed collects at the bottom of the vessel, so that only saturated vapor exits. Calculate the total mass that has escaped when the pressure inside reaches 1 MPa.

Solution:

C.V. Vessel: Mass flows out.

$$\text{Continuity Eq.6.15: } m_e = m_1 - m_2$$

$$\text{Energy Eq.6.16: } m_2 u_2 - m_1 u_1 = - (m_1 - m_2) h_e \text{ or } m_2 (h_e - u_2) = m_1 (h_e - u_1)$$

$$\text{Average exit enthalpy } h_e \approx (h_{G1} + h_{G2})/2 = (2801.4 + 2778.1)/2 = 2789.8$$

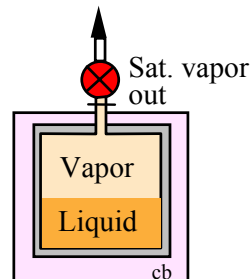
$$\text{State 1: } m_1 = V/v_1 = 40.177 \text{ kg, } m_2 = V/v_2$$

$$\text{Energy equation } \Rightarrow \frac{2}{v_2} (2789.8 - u_2) = 40.177 (2789.8 - 2602.3) = 7533.19$$

$$\text{But } v_2 = .001127 + .193313 x_2 \text{ and } u_2 = 761.7 + 1822 x_2$$

$$\text{Substituting and solving, } x_2 = 0.7936$$

$$\Rightarrow m_2 = V/v_2 = 12.94 \text{ kg, } m_e = \mathbf{27.24 \text{ kg}}$$



6.122

A 750-L rigid tank, shown in Fig. P6.122, initially contains water at 250°C, 50% liquid and 50% vapor, by volume. A valve at the bottom of the tank is opened, and liquid is slowly withdrawn. Heat transfer takes place such that the temperature remains constant. Find the amount of heat transfer required to the state where half the initial mass is withdrawn.

Solution:

C.V. vessel

$$\text{Continuity Eq. 6.15: } m_2 - m_1 = -m_e$$

$$\text{Energy Eq. 6.16: } m_2 u_2 - m_1 u_1 = Q_{CV} - m_e h_e$$

$$\text{State 1: } m_{LIQ1} = \frac{0.375}{0.001251} = 299.76 \text{ kg; } m_{VAP1} = \frac{0.375}{0.05013} = 7.48 \text{ kg}$$

$$m_1 u_1 = 299.76 \times 1080.37 + 7.48 \times 2602.4 = 343\,318 \text{ kJ}$$

$$m_1 = 307.24 \text{ kg; } m_e = m_2 = 153.62 \text{ kg}$$

$$\text{State 2: } v_2 = \frac{0.75}{153.62} = 0.004882 = 0.001251 + x_2 \times 0.04888$$

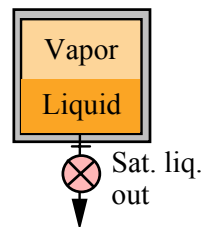
$$x_2 = 0.07428 ; \quad u_2 = 1080.37 + 0.07428 \times 1522 = 1193.45 \text{ kJ/kg}$$

$$\text{Exit state: } h_e = h_f = 1085.34 \text{ kJ/kg}$$

Energy equation now gives the heat transfer as

$$Q_{CV} = m_2 u_2 - m_1 u_1 + m_e h_e$$

$$= 153.62 \times 1193.45 - 343\,318 + 153.62 \times 1085.34 = \mathbf{6750 \text{ kJ}}$$



6.123

Consider the previous problem but let the line and valve be located in the top of the tank. Now saturated vapor is slowly withdrawn while heat transfer keeps the temperature inside constant. Find the heat transfer required to reach a state where half the original mass is withdrawn.

Solution:

C.V. vessel

$$\text{Continuity Eq.6.15: } m_2 - m_1 = -m_e$$

$$\text{Energy Eq.6.16: } m_2u_2 - m_1u_1 = Q_{CV} - m_e h_e$$

$$\text{State 1: } m_{\text{LIQ1}} = \frac{0.375}{0.001251} = 299.76 \text{ kg; } m_{\text{VAP1}} = \frac{0.375}{0.05013} = 7.48 \text{ kg}$$

$$m_1u_1 = 299.76 \times 1080.37 + 7.48 \times 2602.4 = 343\,318 \text{ kJ}$$

$$m_1 = 307.24 \text{ kg; } m_e = m_2 = 153.62 \text{ kg}$$

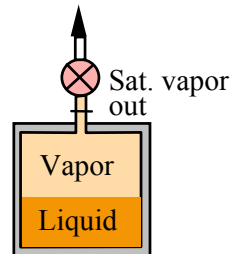
$$\text{State 2: } v_2 = \frac{0.75}{153.62} = 0.004882 = 0.001251 + x_2 \times 0.04888$$

$$x_2 = 0.07428 ; \quad u_2 = 1080.37 + 0.07428 \times 1522 = 1193.45 \text{ kJ/kg}$$

$$\text{Exit state: } h_e = h_g = 2801.52 \text{ kJ/kg}$$

Energy equation now gives the heat transfer as

$$\begin{aligned} Q_{CV} &= m_2u_2 - m_1u_1 + m_e h_e \\ &= 153.62 \times 1193.45 - 343\,318 + 153.62 \times 2801.52 = \mathbf{270\,389 \text{ kJ}} \end{aligned}$$



Review Problems

6.124

Two kg of water at 500 kPa, 20°C is heated in a constant pressure process to 1700°C. Find the best estimate for the heat transfer.

Solution:

C.V. Heater; steady state 1 inlet and exit, no work term, no ΔKE , ΔPE .

$$\text{Continuity Eq.: } \dot{m}_{\text{in}} = \dot{m}_{\text{ex}} = \dot{m},$$

$$\text{Energy Eq.6.13: } q + h_{\text{in}} = h_{\text{ex}} \Rightarrow q = h_{\text{ex}} - h_{\text{in}}$$

steam tables only go up to 1300°C so use an intermediate state at lowest pressure (closest to ideal gas) $h_X(1300^\circ\text{C}, 10 \text{ kPa})$ from Table B.1.3 and table A.8 for the high T change Δh

$$\begin{aligned} h_{\text{ex}} - h_{\text{in}} &= (h_{\text{ex}} - h_X) + (h_X - h_{\text{in}}) \\ &= (71\,423 - 51\,629)/18.015 + 5409.7 - 83.96 = 6424.5 \text{ kJ/kg} \end{aligned}$$

$$Q = m(h_{\text{ex}} - h_{\text{in}}) = 2 \times 6424.5 = \mathbf{12\,849 \text{ kJ}}$$

6.125

In a glass factory a 2 m wide sheet of glass at 1500 K comes out of the final rollers that fix the thickness at 5 mm with a speed of 0.5 m/s. Cooling air in the amount of 20 kg/s comes in at 17°C from a slot 2 m wide and flows parallel with the glass. Suppose this setup is very long so the glass and air comes to nearly the same temperature (a co-flowing heat exchanger) what is the exit temperature?

Solution:

$$\text{Energy Eq.: } \dot{m}_{\text{glass}} h_{\text{glass } 1} + \dot{m}_{\text{air}} h_{\text{air } 2} = \dot{m}_{\text{glass}} h_{\text{glass } 3} + \dot{m}_{\text{air}} h_{\text{air } 4}$$

$$\dot{m}_{\text{glass}} = \rho \dot{V} = \rho A V = 2500 \times 2 \times 0.005 \times 0.5 = 12.5 \text{ kg/s}$$

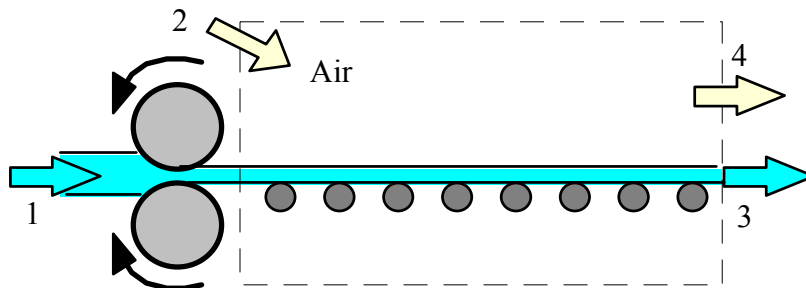
$$\dot{m}_{\text{glass}} C_{\text{glass}} (T_3 - T_1) + \dot{m}_{\text{air}} C_{\text{Pa}} (T_4 - T_2) = \emptyset$$

$$T_4 = T_3, C_{\text{glass}} = 0.80 \text{ kJ/kg K}, C_{\text{Pa}} = 1.004 \text{ kJ/kg K}$$

$$T_3 = \frac{\dot{m}_{\text{glass}} C_{\text{glass}} T_1 + \dot{m}_{\text{air}} C_{\text{Pa}} T_2}{\dot{m}_{\text{glass}} C_{\text{glass}} + \dot{m}_{\text{air}} C_{\text{Pa}}} = \frac{12.5 \times 0.80 \times 1500 + 20 \times 1.004 \times 290}{12.5 \times 0.80 + 20 \times 1.004}$$

$$= \mathbf{692.3 \text{ K}}$$

We could use table A.7.1 for air, but then it will be trial and error



6.126

Assume a setup similar to the previous problem but the air flows in the opposite direction of the glass, it comes in where the glass goes out. How much air flow at 17°C is required to cool the glass to 450 K assuming the air must be at least 120 K cooler than the glass at any location?

Solution:

$$\text{Energy Eq.: } \dot{m}_1 h_1 + \dot{m}_4 h_4 = \dot{m}_3 h_3 + \dot{m}_2 h_2$$

$$T_4 = 290 \text{ K} \quad \text{and} \quad T_3 = 450 \text{ K}$$

$$\dot{m}_{\text{glass}} = \rho \dot{V} = \rho A V = 2500 \times 2 \times 0.005 \times 0.5 = 12.5 \text{ kg/s}$$

$$T_2 \leq T_1 - 120 \text{ K} = 1380 \text{ K}$$

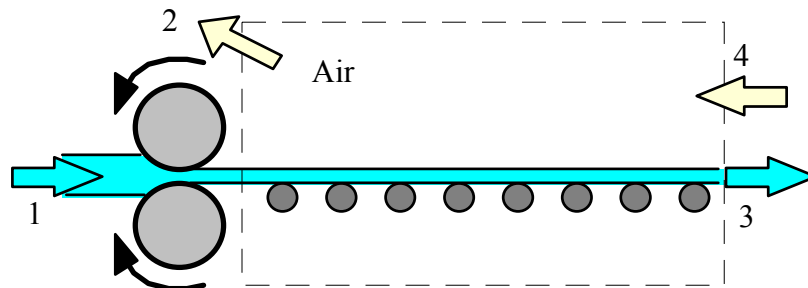
$$\dot{m} = \dot{m}_4 = \dot{m}_2 = \dot{m}_1 \frac{h_1 - h_3}{h_2 - h_4}$$

Let us check the limit and since T is high use table A.7.1 for air.

$$h_4 = 290.43 \text{ kJ/kg}, \quad h_2 = 1491.33 \text{ kJ/kg}$$

$$\dot{m} = \dot{m}_4 = \dot{m}_2 = \dot{m}_1 \frac{h_1 - h_3}{h_2 - h_4} = \dot{m}_1 \frac{C_{\text{glass}}(T_1 - T_3)}{h_2 - h_4}$$

$$\dot{m} = 12.5 \frac{0.8 (1500 - 450)}{1491.33 - 290.43} = \mathbf{8.743 \text{ kg/s}}$$



6.127

Three air flows all at 200 kPa are connected to the same exit duct and mix without external heat transfer. Flow one has 1 kg/s at 400 K, flow two has 3 kg/s at 290 K and flow three has 2 kg/s at 700 K. Neglect kinetic energies and find the volume flow rate in the exit flow.

Solution:

$$\text{Continuity Eq. } \dot{m}_1 + \dot{m}_2 + \dot{m}_3 = \dot{m}_4$$

$$\text{Energy Eq.: } \dot{m}_1 h_1 + \dot{m}_2 h_2 = \dot{m}_3 h_3 + \dot{m}_4 h_4$$

$$\dot{V}_4 = \dot{m}_4 v_4$$

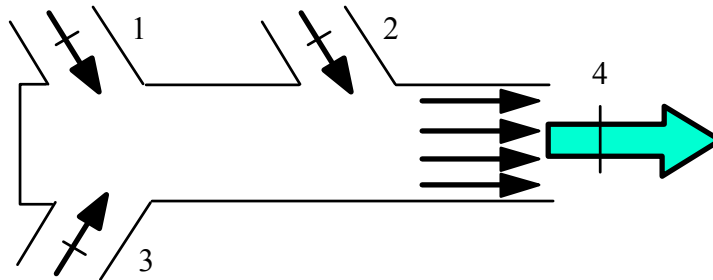
$$h_4 = \frac{\dot{m}_1}{\dot{m}_4} h_1 + \frac{\dot{m}_2}{\dot{m}_4} h_2 + \frac{\dot{m}_3}{\dot{m}_4} h_3 = \frac{1}{6} \times 401.3 + \frac{3}{6} \times 290.43 + \frac{2}{6} \times 713.56$$

$$= 449.95 \text{ kJ/kg}$$

$$T_4 = 440 + 20 \frac{449.95 - 441.93}{462.34 - 441.93} = 447.86 \text{ K}$$

$$v_4 = RT_4 / P_4 = 0.287 \times 447.86 / 200 = \mathbf{0.643 \text{ m}^3/\text{kg}}$$

$$\dot{V}_4 = \dot{m}_4 v_4 = 6 \times 0.643 = \mathbf{3.858 \text{ m}^3/\text{s}}$$



6.128

Consider the power plant as described in Problem 6.102.

- Determine the temperature of the water leaving the intermediate pressure heater, T_{13} , assuming no heat transfer to the surroundings.
- Determine the pump work, between states 13 and 16.

Solution:

a) Intermediate Pressure Heater

$$\text{Energy Eq.6.10: } \dot{m}_{11}h_{11} + \dot{m}_{12}h_{12} + \dot{m}_{15}h_{15} = \dot{m}_{13}h_{13} + \dot{m}_{14}h_{14}$$

$$75.6 \times 284.6 + 8.064 \times 2517 + 4.662 \times 584 = 75.6 \times h_{13} + 12.726 \times 349$$

$$h_{13} = 530.35 \rightarrow T_{13} = \mathbf{126.3^\circ\text{C}}$$

b) The high pressure pump

$$\text{Energy Eq.6.12: } \dot{m}_{13}h_{13} = \dot{m}_{16}h_{16} + \dot{W}_{\text{CV,P}}$$

$$\dot{W}_{\text{CV,P}} = \dot{m}_{13}(h_{13} - h_{16}) = 75.6(530.35 - 565) = \mathbf{-2620 \text{ kW}}$$

6.129

Consider the powerplant as described in Problem 6.102.

- Find the power removed in the condenser by the cooling water (not shown).
- Find the power to the condensate pump.
- Do the energy terms balance for the low pressure heater or is there a heat transfer not shown?

Solution:

a) Condenser:

$$\text{Energy Eq.6.10: } \dot{Q}_{CV} + \dot{m}_5 h_5 + \dot{m}_{10} h_{10} = \dot{m}_6 h_6$$

$$\dot{Q}_{CV} + 55.44 \times 2279 + 20.16 \times 142.51 = 75.6 \times 138.3$$

$$\dot{Q}_{CV} = -118\,765 \text{ kW} = \mathbf{-118.77 \text{ MW}}$$

b) The condensate pump

$$\dot{W}_{CV,P} = \dot{m}_6 (h_6 - h_7) = 75.6(138.31 - 140) = \mathbf{-127.8 \text{ kW}}$$

c) Low pressure heater Assume no heat transfer

$$\dot{m}_{14} h_{14} + \dot{m}_8 h_8 + \dot{m}_7 h_7 + \dot{m}_9 h_9 = \dot{m}_{10} h_{10} + \dot{m}_{11} h_{11}$$

$$\text{LHS} = 12.726 \times 349 + 2.772 \times 2459 + 75.6 \times 140 + 4.662 \times 558 = 24\,443 \text{ kW}$$

$$\text{RHS} = (12.726 + 2.772 + 4.662) \times 142.51 + 75.6 \times 284.87 = 24\,409 \text{ kW}$$

A slight imbalance, but OK.

6.130

A 500-L insulated tank contains air at 40°C, 2 MPa. A valve on the tank is opened, and air escapes until half the original mass is gone, at which point the valve is closed. What is the pressure inside then?

Solution:

$$\text{State 1: ideal gas} \quad m_1 = P_1 V / RT_1 = \frac{2000 \times 0.5}{0.287 \times 313.2} = 11.125 \text{ kg}$$

$$\text{Continuity eq.6.15: } m_e = m_1 - m_2, \quad m_2 = m_1/2 \Rightarrow m_e = m_2 = 5.5625 \text{ kg}$$

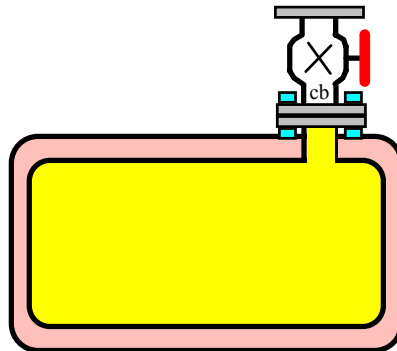
$$\text{Energy Eq.6.16: } m_2 u_2 - m_1 u_1 = -m_e h_e \quad A V$$

Substitute constant specific heat from table A.5 and evaluate the exit enthalpy as the average between the beginning and the end values

$$5.5625 \times 0.717 T_2 - 11.125 \times 0.717 \times 313.2 = -5.5625 \times 1.004 (313.2 + T_2)/2$$

Solving, $T_2 = 239.4 \text{ K}$

$$P_2 = \frac{m_2 R T_2}{V} = \frac{5.5625 \times 0.287 \times 239.4}{0.5} = 764 \text{ kPa}$$



6.131

A steam engine based on a turbine is shown in Fig. P6.131. The boiler tank has a volume of 100 L and initially contains saturated liquid with a very small amount of vapor at 100 kPa. Heat is now added by the burner, and the pressure regulator does not open before the boiler pressure reaches 700 kPa, which it keeps constant. The saturated vapor enters the turbine at 700 kPa and is discharged to the atmosphere as saturated vapor at 100 kPa. The burner is turned off when no more liquid is present in the boiler. Find the total turbine work and the total heat transfer to the boiler for this process.

Solution:

C.V. Boiler tank. Heat transfer, no work and flow out.

$$\text{Continuity Eq. 6.15: } m_2 - m_1 = -m_e$$

$$\text{Energy Eq. 6.16: } m_2 u_2 - m_1 u_1 = Q_{CV} - m_e h_e$$

$$\text{State 1: Table B.1.1, 100 kPa } \Rightarrow v_1 = 0.001043, u_1 = 417.36 \text{ kJ/kg}$$

$$\Rightarrow m_1 = V/v_1 = 0.1/0.001043 = 95.877 \text{ kg}$$

$$\text{State 2: Table B.1.1, 700 kPa } \Rightarrow v_2 = v_g = 0.2729, u_2 = 2572.5 \text{ kJ/kg}$$

$$\Rightarrow m_2 = V/v_g = 0.1/0.2729 = 0.366 \text{ kg,}$$

$$\text{Exit state: Table B.1.1, 100 kPa } \Rightarrow h_e = 2675.5 \text{ kJ/kg}$$

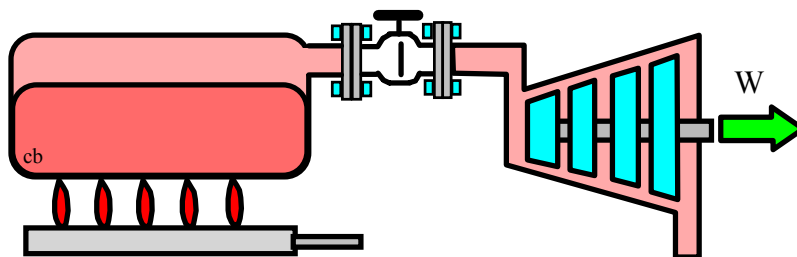
$$\text{From continuity eq.: } m_e = m_1 - m_2 = 95.511 \text{ kg}$$

$$\begin{aligned} Q_{CV} &= m_2 u_2 - m_1 u_1 + m_e h_e \\ &= 0.366 \times 2572.5 - 95.877 \times 417.36 + 95.511 \times 2675.5 \\ &= 224\,871 \text{ kJ} = \mathbf{224.9 \text{ MJ}} \end{aligned}$$

C.V. Turbine, steady state, inlet state is boiler tank exit state.

$$\text{Turbine exit state: Table B.1.1, 100 kPa } \Rightarrow h_e = 2675.5 \text{ kJ/kg}$$

$$W_{\text{turb}} = m_e (h_{\text{in}} - h_{\text{ex}}) = 95.511 \times (2763.5 - 2675.5) = \mathbf{8405 \text{ kJ}}$$



6.132

An insulated spring-loaded piston/cylinder, shown in Fig. P6.132, is connected to an air line flowing air at 600 kPa, 700 K by a valve. Initially the cylinder is empty and the spring force is zero. The valve is then opened until the cylinder pressure reaches 300 kPa. By noting that $u_2 = u_{\text{line}} + C_V(T_2 - T_{\text{line}})$ and $h_{\text{line}} - u_{\text{line}} = RT_{\text{line}}$ find an expression for T_2 as a function of P_2 , P_0 , T_{line} . With $P = 100$ kPa, find T_2 .

Solution:

C.V. Air in cylinder, insulated so ${}_1Q_2 = 0$

Continuity Eq.6.15: $m_2 - m_1 = m_{\text{in}}$

Energy Eq.6.16: $m_2u_2 - m_1u_1 = m_{\text{in}}h_{\text{line}} - {}_1W_2$

$$m_1 = 0 \Rightarrow m_{\text{in}} = m_2; \quad m_2u_2 = m_2h_{\text{line}} - \frac{1}{2}(P_0 + P_2)m_2v_2$$

$$\Rightarrow \quad u_2 + \frac{1}{2}(P_0 + P_2)v_2 = h_{\text{line}}$$

Use constant specific heat in the energy equation

$$C_V(T_2 - T_{\text{line}}) + u_{\text{line}} + \frac{1}{2}(P_0 + P_2)RT_2/P_2 = h_{\text{line}}$$

$$\left[C_V + \frac{1}{2} \frac{P_0 + P_2}{P_2} R \right] T_2 = (R + C_V) T_{\text{line}}$$

$$\text{with #'s: } T_2 = \frac{R + C_V}{\frac{2}{3}R + C_V} T_{\text{line}}; \quad C_V/R = 1/(k-1), \quad k = 1.4$$

$$T_2 = \frac{k - 1 + 1}{\frac{2}{3}k - \frac{2}{3} + 1} T_{\text{line}} = \frac{3k}{2k + 1} T_{\text{line}} = 1.105 T_{\text{line}} = \mathbf{773.7 \text{ K}}$$

6.133

A mass-loaded piston/cylinder, shown in Fig. P6.133, containing air is at 300 kPa, 17°C with a volume of 0.25 m³, while at the stops $V = 1$ m³. An air line, 500 kPa, 600 K, is connected by a valve that is then opened until a final inside pressure of 400 kPa is reached, at which point $T = 350$ K. Find the air mass that enters, the work, and heat transfer.

Solution:

C.V. Cylinder volume.

$$\text{Continuity Eq.6.15:} \quad m_2 - m_1 = m_{\text{in}}$$

$$\text{Energy Eq.6.16:} \quad m_2 u_2 - m_1 u_1 = m_{\text{in}} h_{\text{line}} + Q_{\text{CV}} - {}_1W_2$$

Process: P_1 is constant to stops, then constant V to state 2 at P_2

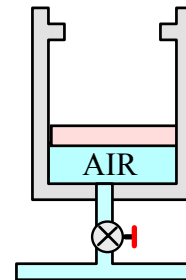
$$\text{State 1: } P_1, T_1 \quad m_1 = \frac{P_1 V}{RT_1} = \frac{300 \times 0.25}{0.287 \times 290.2} = 0.90 \text{ kg}$$

State 2:

Open to $P_2 = 400$ kPa, $T_2 = 350$ K

$$m_2 = \frac{400 \times 1}{0.287 \times 350} = 3.982 \text{ kg}$$

$$m_i = 3.982 - 0.90 = \mathbf{3.082 \text{ kg}}$$



Only work while constant P

$${}_1W_2 = P_1(V_2 - V_1) = 300(1 - 0.25) = \mathbf{225 \text{ kJ}}$$

$$\text{Energy Eq.:} \quad Q_{\text{CV}} + m_i h_i = m_2 u_2 - m_1 u_1 + {}_1W_2$$

$$Q_{\text{CV}} = 3.982 \times 0.717 \times 350 - 0.90 \times 0.717 \times 290.2 + 225$$

$$- 3.082 \times 1.004 \times 600 = \mathbf{-819.2 \text{ kJ}}$$

We could also have used the air tables A.7.1 for the u 's and h_i .

6.134

A 2-m³ storage tank contains 95% liquid and 5% vapor by volume of liquified natural gas (LNG) at 160 K, as shown in Fig. P6.65. It may be assumed that LNG has the same properties as pure methane. Heat is transferred to the tank and saturated vapor at 160 K flows into the a steady flow heater which it leaves at 300 K. The process continues until all the liquid in the storage tank is gone. Calculate the total amount of heat transfer to the tank and the total amount of heat transferred to the heater.

Solution:

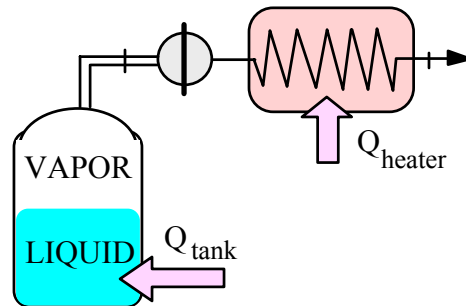
CV: Tank, flow out, transient.

Continuity Eq.: $m_2 - m_1 = -m_e$

Energy Eq.:

$$Q_{\text{Tank}} = m_2 u_2 - m_1 u_1 + m_e h_e$$

At 160 K, from Table B.7:



$$m_f = V_f / v_f = \frac{0.95 \times 2}{0.00297} = 639.73 \text{ kg}, \quad m_g = V_g / v_g = \frac{0.05 \times 2}{0.03935} = 2.541 \text{ kg}$$

$$m_1 = 642.271 \text{ kg}, \quad m_2 = V / v_{g2} = 2 / 0.03935 = 50.826 \text{ kg}$$

$$m_1 u_1 = 639.73(-106.35) + 2.541(207.7) = -67507 \text{ kJ}$$

$$m_e = m_1 - m_2 = 591.445 \text{ kg}$$

$$Q_{\text{Tank}} = 50.826 \times 207.7 - (-67507) + 591.445 \times 270.3$$

$$= \mathbf{+237\,931 \text{ kJ}}$$

CV: Heater, steady flow, $P = P_G$ 160 K = 1593 kPa

$$Q_{\text{Heater}} = m_e \text{ Tank}(h_e - h_i)_{\text{Heater}}$$

$$= 591.445(612.9 - 270.3) = \mathbf{202\,629 \text{ kJ}}$$

Heat transfer problems

6.135

Liquid water at 80°C flows with 0.2 kg/s inside a square duct, side 2 cm insulated with a 1 cm thick layer of foam $k = 0.1\text{ W/m K}$. If the outside foam surface is at 25°C how much has the water temperature dropped for 10 m length of duct? Neglect the duct material and any corner effects ($A = 4sL$).

Solution:

Conduction heat transfer

$$\dot{Q}_{\text{out}} = kA \frac{dT}{dx} = k 4 sL \frac{\Delta T}{\Delta x} = 0.1 \times 4 \times 0.02 \times 10 \times (80 - 25) / 0.01 = 440\text{ W}$$

Energy equation: $\dot{m}_1 h_1 = \dot{m} h_e + \dot{Q}_{\text{out}}$

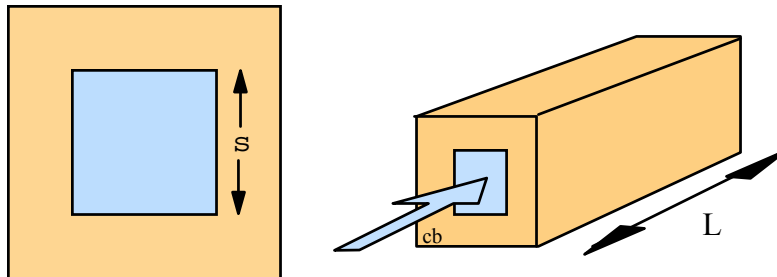
$$h_e - h_i = -\dot{Q}/\dot{m} = - (440/0.2) = -2200\text{ J/kg} = -2.2\text{ kJ/kg}$$

$$h_e = h_i - 2.2\text{ kJ/kg} = 334.88 - 2.2 = 332.68\text{ kJ/kg}$$

$$T_e = 80 - \frac{2.2}{334.88 - 313.91} 5 = 79.48^\circ\text{C}$$

$$\Delta T = 0.52^\circ\text{C}$$

We could also have used $h_e - h_i = C_p \Delta T$



6.136

A counter-flowing heat exchanger conserves energy by heating cold outside fresh air at 10°C with the outgoing combustion gas (air) at 100°C . Assume both flows are 1 kg/s and the temperature difference between the flows at any point is 50°C . What is the incoming fresh air temperature after the heat exchanger? What is the equivalent (single) convective heat transfer coefficient between the flows if the interface area is 2 m^2 ?

Solution:

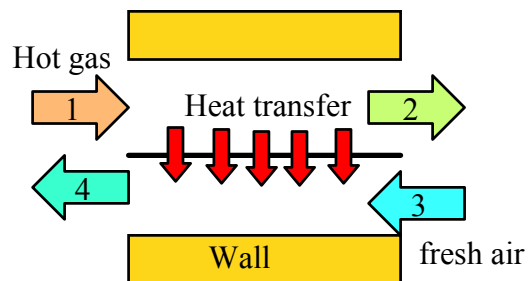
The outside fresh air is heated up to $T_4 = 50^\circ\text{C}$ ($100 - 50$), the heat transfer needed is

$$\dot{Q} = \dot{m}\Delta h = \dot{m}C_p\Delta T = 1 \text{ kg/s} \times 1.004 \frac{\text{kJ}}{\text{kg K}} \times (50 - 10) \text{ K} = 40 \text{ kW}$$

This heat transfer takes place with a temperature difference of 50°C throughout

$$\dot{Q} = h A \Delta T \quad \Rightarrow \quad h = \frac{\dot{Q}}{A\Delta T} = \frac{40\,000 \text{ W}}{2 \times 50 \text{ m}^2 \text{ K}} = 400 \frac{\text{W}}{\text{m}^2 \text{ K}}$$

Often the flows may be concentric as a smaller pipe inside a larger pipe.



6.137

Saturated liquid water at 1000 kPa flows at 2 kg/s inside a 10 cm outer diameter steel pipe and outside of the pipe is a flow of hot gases at 1000 K with a convection coefficient of $h = 150 \text{ W/m}^2 \text{ K}$. Neglect any ΔT in the steel and any inside convection h and find the length of pipe needed to bring the water to saturated vapor.

Solution:

$$\text{Energy Eq. water: } \dot{Q} = \dot{m} (h_e - h_i) = \dot{m} h_{fg}$$

$$\text{Table B.1.2: } h_{fg} = 2015.29 \text{ kJ/kg, } T = T_{\text{sat}} = 179.91^\circ\text{C} = 453.1 \text{ K}$$

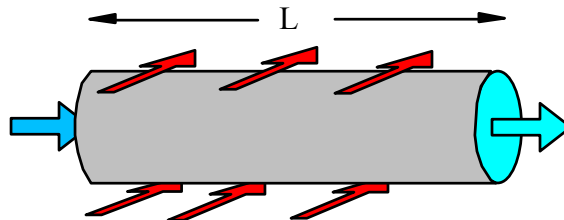
The energy is transferred by heat transfer so

$$\dot{Q} = h A \Delta T = h \pi D L \Delta T$$

Equate the two expressions for the heat transfer and solve for the length L

$$L = \frac{\dot{Q}}{h \pi D \Delta T} = \frac{\dot{m} h_{fg}}{h \pi D \Delta T} = \frac{2 \times 2015.29 \times 1000}{150 \times \pi \times 0.1 \times (1000 - 453.1)}$$

$$= \mathbf{156.4 \text{ m}}$$



6.138

A flow of 1000 K, 100 kPa air with 0.5 kg/s in a furnace flows over a steel plate of surface temperature 400 K. The flow is such that the convective heat transfer coefficient is $h = 125 \text{ W/m}^2 \text{ K}$. How much of a surface area does the air have to flow over to exit with a temperature of 800 K? How about 600 K?

Solution:

Convection heat transfer

$$\dot{Q} = hA \Delta T$$

$$\text{Inlet: } \Delta T_i = 1000 - 400 = 600 \text{ K}$$

a)

$$\text{Exit: } \Delta T_e = 800 - 400 = 400 \text{ K,}$$

so we can use an average of $\Delta T = 500 \text{ K}$ for heat transfer

$$\dot{Q} = \dot{m}_a (h_i - h_e) = 0.5(1046.22 - 822.2) = 112 \text{ kW}$$

$$A = \frac{\dot{Q}}{h \Delta T} = \frac{112 \times 1000}{125 \times 500} = 1.79 \text{ m}^2$$

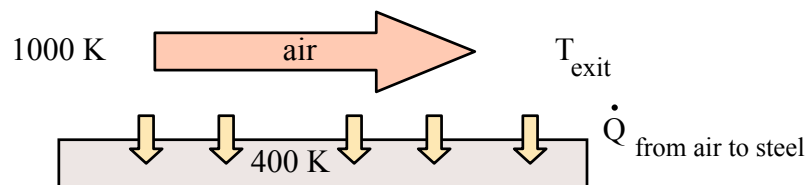
b)

$$\dot{Q} = \dot{m}_a (h_i - h_e) = 0.5 (1046.22 - 607.32) = 219.45 \text{ kW}$$

$$\text{Exit: } \Delta T_{\text{out}} = 600 - 400 = 200 \text{ K,}$$

so we have an average of $\Delta T = 400 \text{ K}$ for heat transfer

$$A = \frac{\dot{Q}}{h \Delta T} = \frac{219.45 \times 1000}{125 \times 400} = 4.39 \text{ m}^2$$



**SOLUTION MANUAL
ENGLISH UNIT PROBLEMS
CHAPTER 6**

SONNTAG • BORGNAKKE • VAN WYLEN



FUNDAMENTALS
of
Thermodynamics
Sixth Edition

CHAPTER 6

SUBSECTION	PROB NO.
Concept-Study Guide Problems	139-143
Continuity and Flow Rates	144-146
Single Flow Devices	147-160
Multiple Flow Devices	161-165
Multiple Devices, Cycle Processes	166-169
Transient processes	170-174
Review Problem	175

New	5th	SI	New	5th	SI	New	5th	SI
139	new	6	152	84	43	165	85	96
140	new	9	153	87	49	166	90	59
141	new	14	154	88	51	167	91	99
142	new	19	155	new	54	168	92	100
143	new	20	156	new	61	169	93	105
144	73	22	157	77	67	170	94	111
145	new	27	158	76	63	171	new	112
146	74	26	159	new	69	172	95	114
147	75	-	160	89	72	173	100	110mod
148	new	33	161	86	78	174	102	119
149	81	30	162	79	84	175	101	133
150	82	36	163	78	86			
151	83	40	164	new	88			

Concept-Study Guide Problems**6.139E**

Liquid water at 60 F flows out of a nozzle straight up 40 ft. What is nozzle \mathbf{V}_{exit} ?

$$\text{Energy Eq.6.13:} \quad h_{\text{exit}} + \frac{1}{2} \mathbf{V}_{\text{exit}}^2 + gH_{\text{exit}} = h_2 + \frac{1}{2} \mathbf{V}_2^2 + gH_2$$

If the water can flow 40 ft up it has specific potential energy of gH_2 which must equal the specific kinetic energy out of the nozzle $\mathbf{V}_{\text{exit}}^2/2$. The water does not change P or T so h is the same.

$$\begin{aligned} \mathbf{V}_{\text{exit}}^2/2 &= g(H_2 - H_{\text{exit}}) = gH \quad \Rightarrow \\ \mathbf{V}_{\text{exit}} &= \sqrt{2gH} = \sqrt{2 \times 32.174 \times 40 \text{ ft}^2/\text{s}^2} = \mathbf{50.7 \text{ ft/s}} \end{aligned}$$

6.140E

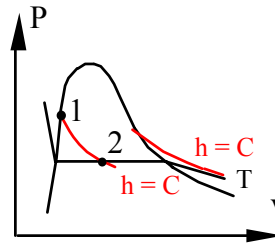
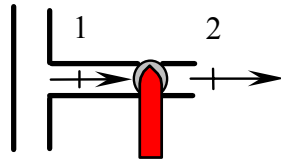
R-134a at 90 F, 125 psia is throttled so it becomes cold at 10 F. What is exit P?

State 1 is slightly compressed liquid so

Table F.5.1: $h = h_f = 105.34$ Btu/lbm

At the lower temperature it becomes two-phase since the throttle flow has constant h and at 10 F: $h_g = 168.06$ Btu/lbm

$$P = P_{\text{sat}} = \mathbf{26.8 \text{ psia}}$$



6.141E

In a boiler you vaporize some liquid water at 103 psia flowing at 3 ft/s. What is the velocity of the saturated vapor at 103 psia if the pipe size is the same? Can the flow then be constant P?

The continuity equation with average values is written

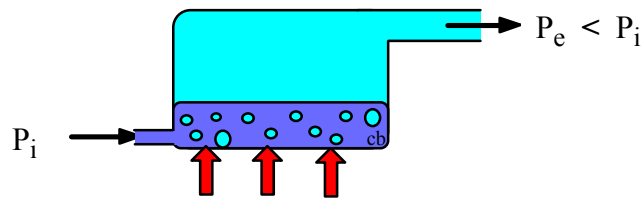
$$\dot{m}_i = \dot{m}_e = \dot{m} = \rho A \mathbf{V} = A \mathbf{V} / v = A \mathbf{V}_i / v_i = A \mathbf{V}_e / v_e$$

From Table F.7.2 at 103 psia we get

$$v_f = 0.01776 \text{ ft}^3/\text{kg}; \quad v_g = 4.3115 \text{ ft}^3/\text{kg}$$

$$\mathbf{V}_e = \mathbf{V}_i v_e / v_i = 3 \frac{4.3115}{0.01776} = 728 \text{ ft/s}$$

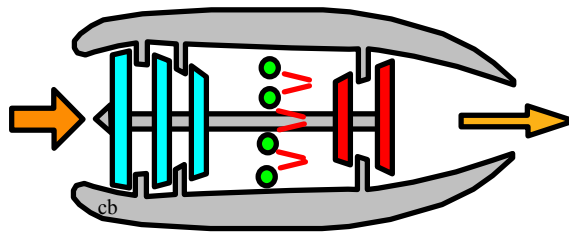
To accelerate the flow up to that speed you need a large force ($\Delta P A$) so a large pressure drop is needed.



6.142E

Air at 60 ft/s, 480 R, 11 psia with 10 lbm/s flows into a jet engine and it flows out at 1500 ft/s, 1440 R, 11 psia. What is the change (power) in flow of kinetic energy?

$$\begin{aligned}\dot{m} \Delta KE &= \dot{m} \frac{1}{2} (\mathbf{V}_e^2 - \mathbf{V}_i^2) \\ &= 10 \text{ lbm/s} \times \frac{1}{2} (1500^2 - 60^2) (\text{ft/s})^2 \frac{1}{32.174} (\text{lbf/lbm-ft/s}^2) \\ &= 349\,102 \text{ lbf-ft/s} = 448.6 \text{ Btu/s}\end{aligned}$$



6.143E

An initially empty cylinder is filled with air from 70 F, 15 psia until it is full. Assuming no heat transfer is the final temperature larger, equal to or smaller than 70 F? Does the final T depends on the size of the cylinder?

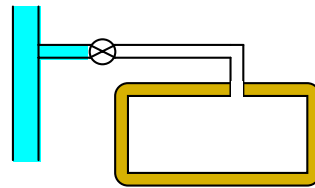
This is a transient problem with no heat transfer and no work. The balance equations for the tank as C.V. become

$$\text{Continuity Eq.:} \quad m_2 - 0 = m_i$$

$$\text{Energy Eq.:} \quad m_2 u_2 - 0 = m_i h_i + Q - W = m_i h_i + 0 - 0$$

$$\text{Final state:} \quad u_2 = h_i \quad \& \quad P_2 = P_i$$

$T_2 > T_1$ and it does not depend on V



Continuity and Flow Rates

6.144E

Air at 95 F, 16 lbf/in.², flows in a 4 in. × 6 in. rectangular duct in a heating system. The volumetric flow rate is 30 cfm (ft³/min). What is the velocity of the air flowing in the duct?

Solution:

Assume a constant velocity across the duct area with

$$A = 4 \times 6 \times \frac{1}{144} = 0.167 \text{ ft}^2$$

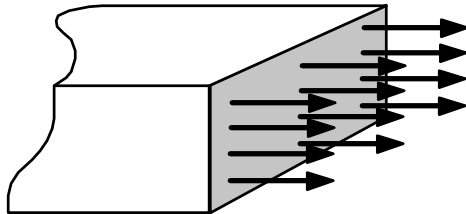
and the volumetric flow rate from Eq.6.3,

$$\dot{V} = \dot{m}v = A\mathbf{V}$$

$$\mathbf{V} = \frac{\dot{V}}{A} = \frac{30}{60 \times 0.167} = \mathbf{3.0 \text{ ft/s}}$$

Ideal gas so note:

$$\left(\begin{array}{l} \text{note ideal gas: } v = \frac{RT}{P} = \frac{53.34 \times 554.7}{16 \times 144} = 12.842 \text{ ft}^3/\text{lbm} \\ \dot{m} = \frac{\dot{V}}{v} = \frac{30}{60 \times 12.842} = 0.0389 \text{ lbm/s} \end{array} \right)$$



6.145E

A hot air home heating system takes 500 ft³/min (cfm) air at 14.7 psia, 65 F into a furnace and heats it to 130 F and delivers the flow to a square duct 0.5 ft by 0.5 ft at 15 psia. What is the velocity in the duct?

Solution:

The inflow flow is given by a \dot{m}_i

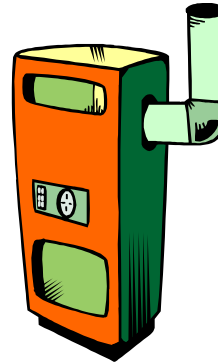
Continuity Eq.: $\dot{m}_i = \dot{V}_i / v_i = \dot{m}_e = A_e \mathbf{V}_e / v_e$

$$\text{Ideal gas: } v_i = \frac{RT_i}{P_i} = \frac{53.34 \times 525}{14.7 \times 144} = 13.23 \frac{\text{ft}^3}{\text{lbm}}$$

$$v_e = \frac{RT_e}{P_e} = \frac{53.34 \times (130 + 460)}{15 \times 144} \\ = 14.57 \text{ ft}^3 / \text{lbm}$$

$$\dot{m}_i = \dot{V}_i / v_i = 500 / (60 \times 13.23) = 0.63 \text{ lbm/s}$$

$$\mathbf{V}_e = \dot{m}_i v_e / A_e = \frac{0.63 \times 14.57}{0.5 \times 0.5} \frac{\text{ft}^3/\text{s}}{\text{ft}^2} = \mathbf{36.7 \text{ ft/s}}$$



6.146E

Saturated vapor R-134a leaves the evaporator in a heat pump at 50 F, with a steady mass flow rate of 0.2 lbm/s. What is the smallest diameter tubing that can be used at this location if the velocity of the refrigerant is not to exceed 20 ft/s?

Solution:

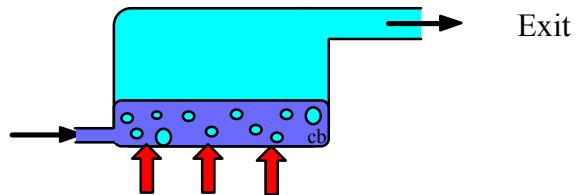
Mass flow rate Eq.6.3: $\dot{m} = \dot{V}/v = A\mathbf{V}/v$

Exit state Table F.10.1: (T = 50 F, x = 1) $\Rightarrow v = v_g = 0.792 \text{ ft}^3/\text{lbm}$

The minimum area is associated with the maximum velocity for given \dot{m}

$$A_{\text{MIN}} = \frac{\dot{m}v_g}{\mathbf{V}_{\text{MAX}}} = \frac{0.2 \text{ lbm/s} \times 0.792 \text{ ft}^3/\text{lbm}}{20 \text{ ft/s}} = 0.00792 \text{ ft}^2 = \frac{\pi}{4} D_{\text{MIN}}^2$$

$$D_{\text{MIN}} = 0.1004 \text{ ft} = 1.205 \text{ in}$$



Single Flow Devices

6.147E

A pump takes 40 F liquid water from a river at 14 lbf/in.² and pumps it up to an irrigation canal 60 ft higher than the river surface. All pipes have diameter of 4 in. and the flow rate is 35 lbm/s. Assume the pump exit pressure is just enough to carry a water column of the 60 ft height with 15 lbf/in.² at the top. Find the flow work into and out of the pump and the kinetic energy in the flow.

Solution:

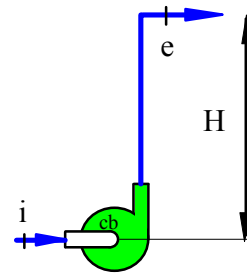
Flow work $\dot{m}Pv$;

Table F.7.1 $v_i = v_f = 0.01602 \text{ ft}^3/\text{lbm}$

$P_e = P_o + Hg/v$

$$= \left[15 + \frac{60 \times 32.174}{32.174 \times 0.01602 \times 144} \right] \text{ lbf/in}^2$$

$$= (15 + 26) \text{ lbf/in}^2 = 41 \text{ lbf/in}^2$$



$$\dot{W}_{\text{flow}, i} = \dot{m}Pv = 35 \times 14 \times 0.01602 \times 144/778 = 1.453 \text{ Btu/s}$$

$$V_i = V_e = \dot{m}v / \left(\frac{\pi}{4} D^2 \right) = 35 \times 0.01602 \times 144 / \left(\frac{\pi}{4} 4^2 \right) = 6.425 \text{ ft/s}$$

$$KE_i = \frac{1}{2} V_i^2 = KE_e = \frac{1}{2} V_e^2 = \frac{1}{2} (6.425)^2 \text{ ft}^2/\text{s}^2 = 20.64 \text{ ft}^2/\text{s}^2$$

$$= 20.64 / (32.174 \times 778) = 0.000825 \text{ Btu/lbm}$$

$$\dot{W}_{\text{flow}, e} = \dot{m}P_e v_e = 35 \times 41 \times 0.01602 \times 144/778 = 4.255 \text{ Btu/s}$$

6.148E

In a jet engine a flow of air at 1800 R, 30 psia and 90 ft/s enters a nozzle where the air exits at 1500 R, 13 psia, as shown in Fig. P.6.33. What is the exit velocity assuming no heat loss?

Solution:

C.V. nozzle. No work, no heat transfer

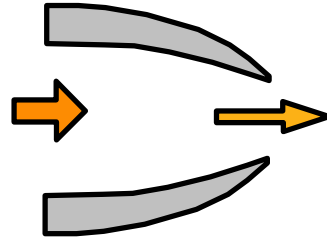
Continuity $\dot{m}_i = \dot{m}_e = \dot{m}$

Energy : $\dot{m} (h_i + \frac{1}{2}V_i^2) = \dot{m}(h_e + \frac{1}{2}V_e^2)$

Due to high T take h from table F.5

$$\begin{aligned} \frac{1}{2}V_e^2 &= \frac{1}{2}V_i^2 + h_i - h_e \\ &= \frac{90^2}{2 \times 32.174 \times 778} + 449.79 - 369.28 \\ &= 0.16 + 80.51 = 80.67 \text{ Btu/lbm} \end{aligned}$$

$$\begin{aligned} V_e &= (2 \times 32.174 \times 778 \times 80.67)^{1/2} \\ &= \mathbf{2010 \text{ ft/s}} \end{aligned}$$

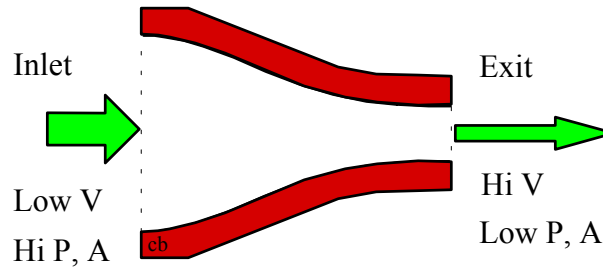


6.149E

Nitrogen gas flows into a convergent nozzle at 30 lbf/in.², 600 R and very low velocity. It flows out of the nozzle at 15 lbf/in.², 500 R. If the nozzle is insulated find the exit velocity.

Solution:

C.V. Nozzle steady state one inlet and exit flow, insulated so it is adiabatic.



Energy Eq.6.13: $h_1 + \emptyset = h_2 + \frac{1}{2} V_2^2$

$$V_2^2 = 2 (h_1 - h_2) \cong 2 C_{PN_2} (T_1 - T_2) = 2 \times 0.249 \times (600 - 500)$$

$$= 24.9 \text{ Btu/lbm}$$

$$V_2^2 = 2 \times 24.9 \times 778 \times 32.174 \text{ ft}^2/\text{s}^2 = 1\,246\,562 \text{ ft}^2/\text{s}^2$$

$$V_2 = 1116 \text{ ft/s}$$

6.150E

A diffuser shown in Fig. P6.36 has air entering at 14.7 lbf/in.^2 , 540 R , with a velocity of 600 ft/s . The inlet cross-sectional area of the diffuser is 0.2 in.^2 . At the exit, the area is 1.75 in.^2 , and the exit velocity is 60 ft/s . Determine the exit pressure and temperature of the air.

Solution:

$$\text{Continuity Eq. 6.3: } \dot{m}_i = A_i \mathbf{V}_i / v_i = \dot{m}_e = A_e \mathbf{V}_e / v_e,$$

$$\text{Energy Eq. (per unit mass flow) 6.13: } h_i + \frac{1}{2} \mathbf{V}_i^2 = h_e + \frac{1}{2} \mathbf{V}_e^2$$

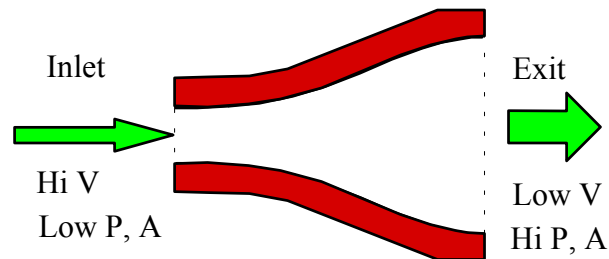
$$h_e - h_i = (1/2) \times (600^2 - 60^2) / (32.174 \times 778) = 7.119 \text{ Btu/lbm}$$

$$T_e = T_i + (h_e - h_i) / C_p = 540 + 7.119 / 0.24 = \mathbf{569.7 \text{ R}}$$

Now use the continuity equation and the ideal gas law

$$v_e = v_i \left(\frac{A_e \mathbf{V}_e}{A_i \mathbf{V}_i} \right) = (RT_i / P_i) \left(\frac{A_e \mathbf{V}_e}{A_i \mathbf{V}_i} \right) = RT_e / P_e$$

$$P_e = P_i \left(\frac{T_e}{T_i} \right) \left(\frac{A_i \mathbf{V}_i}{A_e \mathbf{V}_e} \right) = 14.7 \left(\frac{569.7}{540} \right) \left(\frac{0.2 \times 600}{1.75 \times 60} \right) = \mathbf{17.72 \text{ lbf/in.}^2}$$



6.151E

Helium is throttled from 175 lbf/in.^2 , 70 F , to a pressure of 15 lbf/in.^2 . The diameter of the exit pipe is so much larger than the inlet pipe that the inlet and exit velocities are equal. Find the exit temperature of the helium and the ratio of the pipe diameters.

C.V. Throttle. Steady state,

Process with: $q = w = 0$; and $V_i = V_e$, $Z_i = Z_e$

Energy Eq.6.13: $h_i = h_e$, Ideal gas $\Rightarrow T_i = T_e = 75 \text{ F}$

$\dot{m} = \frac{AV}{RT/P}$ But \dot{m} , V , T are constant $\Rightarrow P_i A_i = P_e A_e$

$$\Rightarrow \frac{D_e}{D_i} = \left(\frac{P_i}{P_e}\right)^{1/2} = \left(\frac{175}{15}\right)^{1/2} = 3.416$$



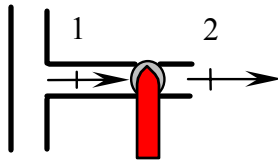
6.152E

Water flowing in a line at 60 lbf/in.², saturated vapor, is taken out through a valve to 14.7 lbf/in.². What is the temperature as it leaves the valve assuming no changes in kinetic energy and no heat transfer?

C.V. Valve. Steady state, single inlet and exit flow

$$\text{Continuity Eq.: } \dot{m}_1 = \dot{m}_2$$

$$\text{Energy Eq. 6.12: } \dot{m}_1 h_1 + \dot{Q} = \dot{m}_2 h_2 + \dot{W}$$



Process: Throttling

Small surface area: $\dot{Q} = 0$;

No shaft: $\dot{W} = 0$

$$\text{Table F.7.1} \quad h_2 = h_1 = 1178 \text{ btu/lbm} \Rightarrow \mathbf{T_2 = 254.6 \text{ F}}$$

6.153E

A small, high-speed turbine operating on compressed air produces a power output of 0.1 hp. The inlet state is 60 lbf/in.², 120 F, and the exit state is 14.7 lbf/in.², -20 F. Assuming the velocities to be low and the process to be adiabatic, find the required mass flow rate of air through the turbine.

Solution:

C.V. Turbine, no heat transfer, no ΔKE , no ΔPE

Energy Eq.6.13: $h_{in} = h_{ex} + w_T$

Ideal gas so use constant specific heat from Table A.5

$$\begin{aligned} w_T &= h_{in} - h_{ex} \cong C_p(T_{in} - T_{ex}) \\ &= 0.24(120 - (-20)) = 33.6 \text{ Btu/lbm} \end{aligned}$$

$$\dot{W} = \dot{m}w_T \Rightarrow$$

$$\dot{m} = \dot{W}/w_T = \frac{0.1 \times 550}{778 \times 33.6} = \mathbf{0.0021 \text{ lbm/s} = 7.57 \text{ lbm/h}}$$

The dentist's drill has a small air flow and is not really adiabatic.

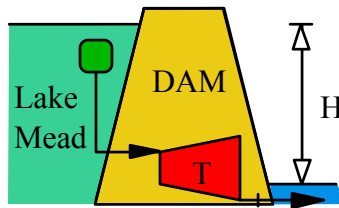


6.154E

Hoover Dam across the Colorado River dams up Lake Mead 600 ft higher than the river downstream, as shown in Fig. P6.51. The electric generators driven by water-powered turbines deliver 1.2×10^6 Btu/s. If the water is 65 F, find the minimum amount of water running through the turbines.

Solution:

C.V.: H₂O pipe + turbines,



Continuity: $\dot{m}_{in} = \dot{m}_{ex}$;

Energy Eq.6.13: $(h + V^2/2 + gz)_{in} = (h + V^2/2 + gz)_{ex} + w_T$

Water states: $h_{in} \cong h_{ex}$; $v_{in} \cong v_{ex}$

Now the specific turbine work becomes

$$w_T = gz_{in} - gz_{ex} = (32.174/32.174) \times 600/778 = 0.771 \text{ Btu/lbm}$$

$$\dot{m} = \dot{W}_T/w_T = 1.2 \times 10^6 / 0.771 = 1.556 \times 10^6 \text{ lbm/s}$$

$$\dot{V} = \dot{m}v = 1.556 \times 10^6 \times 0.016043 = \mathbf{24\ 963\ ft^3/s}$$

6.155E

A small expander (a turbine with heat transfer) has 0.1 lbm/s helium entering at 160 psia, 1000 R and it leaves at 40 psia, 540 R. The power output on the shaft is measured to 55 Btu/s. Find the rate of heat transfer neglecting kinetic energies.

Solution:

C.V. Expander. Steady operation

$$\text{Continuity Eq.:} \quad \dot{m}_i = \dot{m}_e = \dot{m}$$

$$\text{Energy Eq.:} \quad \dot{m}h_i + \dot{Q} = \dot{m}h_e + \dot{W}$$

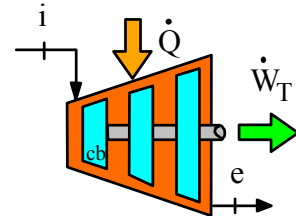
$$\dot{Q} = \dot{m} (h_e - h_i) + \dot{W}$$

Use heat capacity from Table F.4: $C_{p \text{ He}} = 1.24 \text{ Btu/lbm R}$

$$\dot{Q} = \dot{m}C_p (T_e - T_i) + \dot{W}$$

$$= 0.1 \text{ lbm/s} \times 1.24 \text{ Btu/lbm R} (540 - 1000) \text{ R} + 55 \text{ btu/s}$$

$$= -57.04 + 55 = \mathbf{-2.0 \text{ Btu/s}}$$



6.156E

An exhaust fan in a building should be able to move 5 lbm/s air at 14.4 psia, 68 F through a 1.25 ft diameter vent hole. How high a velocity must it generate and how much power is required to do that?

Solution:

C.V. Fan and vent hole. Steady state with uniform velocity out.

Continuity Eq.: $\dot{m} = \text{constant} = \rho A \mathbf{V} = A \mathbf{V} / v = A \mathbf{V} P / RT$

Ideal gas : $Pv = RT$, and area is $A = \frac{\pi}{4} D^2$

Now the velocity is found

$$\mathbf{V} = \dot{m} RT / \left(\frac{\pi}{4} D^2 P \right) = \frac{5 \times 53.34 \times (459.7 + 68)}{\frac{\pi}{4} \times 1.25^2 \times 14.4 \times 144} = \mathbf{55.3 \text{ ft/s}}$$

The kinetic energy out is

$$\frac{1}{2} \mathbf{V}_2^2 = \frac{1}{2} \times 55.3^2 / 32.174 = 47.52 \text{ lbf-ft/lbm}$$

which is provided by the work (only two terms in energy equation that does not cancel, we assume $\mathbf{V}_1 = 0$)

$$\dot{W}_{\text{in}} = \dot{m} \frac{1}{2} \mathbf{V}_2^2 = 5 \times 47.52 = \mathbf{237.6 \text{ lbf-ft/s} = 0.305 \text{ Btu/s}}$$

6.157E

In a steam generator, compressed liquid water at 1500 lbf/in.², 100 F, enters a 1-in. diameter tube at the rate of 5 ft³/min. Steam at 1250 lbf/in.², 750 F exits the tube. Find the rate of heat transfer to the water.

Solution:

C.V. Steam generator. Steady state single inlet and exit flow.

Constant diameter tube: $A_i = A_e = \frac{\pi}{4} \left(\frac{1}{12} \right)^2 = 0.00545 \text{ ft}^2$

Table B.1.4 $\dot{m} = \dot{V}_i/v_i = 5 \times 60/0.016058 = 18\,682 \text{ lbm/h}$

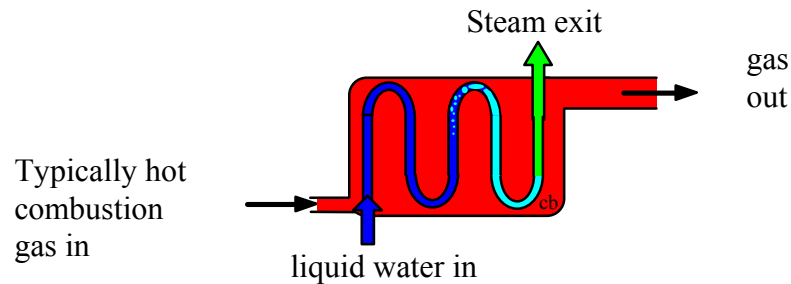
$$V_i = \dot{V}_i/A_i = 5/(0.00545 \times 60) = 15.3 \text{ ft/s}$$

Exit state properties from Table B.1.3

$$V_e = V_i \times v_e/v_i = 15.3 \times 0.503/0.016058 = 479.3 \text{ ft/s}$$

The energy equation Eq.6.12 is solved for the heat transfer as

$$\begin{aligned} \dot{Q} &= \dot{m} \left[(h_e - h_i) + (V_e^2 - V_i^2)/2 \right] \\ &= 18\,682 \left[1342.4 - 71.99 + \frac{479.3^2 - 15.3^2}{2 \times 32.174 \times 778} \right] = 2.382 \times 10^7 \text{ Btu/h} \end{aligned}$$



6.158E

Carbon dioxide gas enters a steady-state, steady-flow heater at 45 lbf/in.², 60 F, and exits at 40 lbf/in.², 1800 F. It is shown in Fig. P6.63 here changes in kinetic and potential energies are negligible. Calculate the required heat transfer per lbm of carbon dioxide flowing through the heater.

Solution:

C.V. Heater Steady state single inlet and exit flow.

Energy Eq.6.13: $q + h_i = h_e$

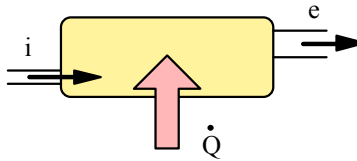


Table F.6 $q = h_e - h_i = \frac{20470.8 - (-143.4)}{44.01} = \mathbf{468.4 \text{ Btu/lbm}}$

(Use C_{p0} then $q \cong 0.203(1800 - 60) = 353.2 \text{ Btu/lbm}$)

Too large ΔT , T_{ave} to use C_{p0} at room temperature.

6.159E

A flow of liquid glycerine flows around an engine, cooling it as it absorbs energy. The glycerine enters the engine at 140 F and receives 13 hp of heat transfer. What is the required mass flow rate if the glycerine should come out at a maximum 200 F?

Solution:

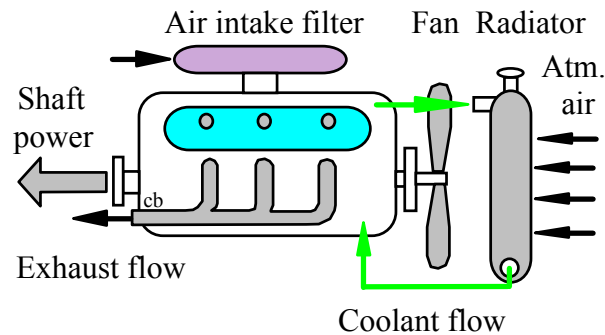
C.V. Liquid flow (glycerine is the coolant), steady flow. no work.

Energy Eq.: $\dot{m}h_i + \dot{Q} = \dot{m}h_e$

$$\dot{m} = \dot{Q} / (h_e - h_i) = \frac{\dot{Q}}{C_{\text{gly}} (T_e - T_i)}$$

From table F.3: $C_{\text{gly}} = 0.58 \text{ Btu/lbm R}$

$$\dot{m} = \frac{13 \text{ hp} \times (2544.4/3600) \text{ btu/s-hp}}{0.58 \text{ btu/lbm-R} (200 - 140) \text{ R}} = \mathbf{0.264 \text{ lbm/s}}$$



6.160E

A small water pump is used in an irrigation system. The pump takes water in from a river at 50 F, 1 atm at a rate of 10 lbm/s. The exit line enters a pipe that goes up to an elevation 60 ft above the pump and river, where the water runs into an open channel. Assume the process is adiabatic and that the water stays at 50 F. Find the required pump work.

Solution:

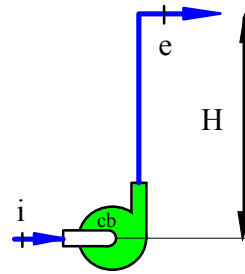
C.V. pump + pipe. Steady state, 1 inlet, 1 exit flow. Assume same velocity in and out, no heat transfer.

Continuity Eq.: $\dot{m}_{in} = \dot{m}_{ex} = \dot{m}$

Energy Eq. 6.12:

$$\dot{m}(h_{in} + (1/2)V_{in}^2 + gz_{in}) = \dot{m}(h_{ex} + (1/2)V_{ex}^2 + gz_{ex}) + \dot{W}$$

States: $h_{in} = h_{ex}$ same (T, P)



$$\begin{aligned} \dot{W} &= \dot{m}g(z_{in} - z_{ex}) = 10 \text{ lbm/s} \times \frac{32.174 \text{ ft/s}^2}{32.174 \text{ lbm ft/s}^2 / \text{ lbf}} \times (-60) \text{ ft} \\ &= -600 \text{ lbf-ft/s} = -0.771 \text{ Btu/s} \end{aligned}$$

I.E. 0.771 Btu/s required input

Multiple Flow Devices

6.161E

A steam turbine receives water at 2000 lbf/in.^2 , 1200 F at a rate of 200 lbm/s as shown in Fig. P6.78. In the middle section 40 lbm/s is withdrawn at 300 lbf/in.^2 , 650 F and the rest exits the turbine at 10 lbf/in.^2 , 95% quality. Assuming no heat transfer and no changes in kinetic energy, find the total turbine work.

C.V. Turbine Steady state, 1 inlet and 2 exit flows.

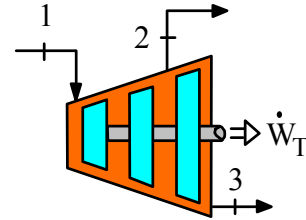
Continuity Eq.6.9: $\dot{m}_1 = \dot{m}_2 + \dot{m}_3$; $\Rightarrow \dot{m}_3 = \dot{m}_1 - \dot{m}_2 = 160 \text{ lbm/s}$

Energy Eq.6.10: $\dot{m}_1 h_1 = \dot{W}_T + \dot{m}_2 h_2 + \dot{m}_3 h_3$

Table F.7.2 $h_1 = 1598.6 \text{ Btu/lbm}$,

$h_2 = 1341.6 \text{ Btu/lbm}$

Table F.7.1 : $h_3 = h_f + x_3 h_{fg} = 161.2 + 0.95 \times 982.1$
 $= 1094.2 \text{ Btu/lbm}$



From the energy equation, Eq.6.10

$$\begin{aligned} \dot{W}_T &= \dot{m}_1 h_1 - \dot{m}_2 h_2 - \dot{m}_3 h_3 = 200 \times 1598.6 - 40 \times 1341.6 - 160 \times 1094.2 \\ &= \mathbf{9.1 \times 10^4 \text{ Btu/s}} \end{aligned}$$

6.162E

A condenser, as the heat exchanger shown in Fig. P6.84, brings 1 lbm/s water flow at 1 lbf/in.² from 500 F to saturated liquid at 1 lbf/in.². The cooling is done by lake water at 70 F that returns to the lake at 90 F. For an insulated condenser, find the flow rate of cooling water.

Solution:

C.V. Heat exchanger

Energy Eq.6.10: $\dot{m}_{\text{cool}}h_{70} + \dot{m}_{\text{H}_2\text{O}}h_{500} = \dot{m}_{\text{cool}}h_{90} + \dot{m}_{\text{H}_2\text{O}}h_{f,1}$

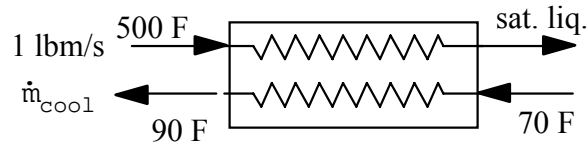


Table F.7.1: $h_{70} = 38.09$ Btu/lbm, $h_{90} = 58.07$ Btu/lbm, $h_{f,1} = 69.74$ Btu/lbm

Table F.7.2: $h_{500,1} = 1288.5$ btu/lbm

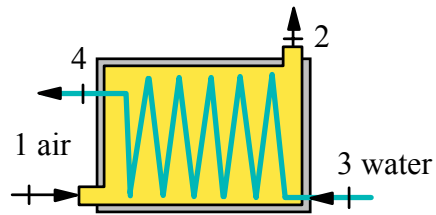
$$\dot{m}_{\text{cool}} = \dot{m}_{\text{H}_2\text{O}} \frac{h_{500} - h_{f,1}}{h_{90} - h_{70}} = 1 \times \frac{1288.5 - 69.74}{58.07 - 38.09} = \mathbf{61 \text{ lbm/s}}$$

6.163E

A heat exchanger is used to cool an air flow from 1400 to 680 R, both states at 150 lbf/in.². The coolant is a water flow at 60 F, 15 lbf/in.² and it is shown in Fig. P6.86. If the water leaves as saturated vapor, find the ratio of the flow rates $\dot{m}_{\text{H}_2\text{O}}/\dot{m}_{\text{air}}$.

Solution:

C.V. Heat exchanger, steady flow 1 inlet and 1 exit for air and water each. The two flows exchange energy with no heat transfer to/from the outside.



Continuity Eqs.: Each line has a constant flow rate through it.

Energy Eq.6.10: $\dot{m}_{\text{air}}h_1 + \dot{m}_{\text{H}_2\text{O}}h_3 = \dot{m}_{\text{air}}h_2 + \dot{m}_{\text{H}_2\text{O}}h_4$

Process: Each line has a constant pressure.

Table F.5: $h_1 = 343.016$ Btu/lbm, $h_2 = 162.86$ Btu/lbm

Table F.7: $h_3 = 28.08$ Btu/lbm, $h_4 = 1150.9$ Btu/lbm (at 15 psia)

$$\dot{m}_{\text{H}_2\text{O}}/\dot{m}_{\text{air}} = \frac{h_1 - h_2}{h_4 - h_3} = \frac{343.016 - 162.86}{1150.9 - 28.08} = \mathbf{0.1604}$$

6.164E

An automotive radiator has glycerine at 200 F enter and return at 130 F as shown in Fig. P6.88. Air flows in at 68 F and leaves at 77 F. If the radiator should transfer 33 hp what is the mass flow rate of the glycerine and what is the volume flow rate of air in at 15 psia?

Solution:

If we take a control volume around the whole radiator then there is no external heat transfer - it is all between the glycerin and the air. So we take a control volume around each flow separately.

Heat transfer: $\dot{Q} = 33 \text{ hp} = 33 \times 2544.4 / 3600 = 23.324 \text{ Btu/s}$

Glycerine: $\dot{m}h_i + (-\dot{Q}) = \dot{m}h_e$

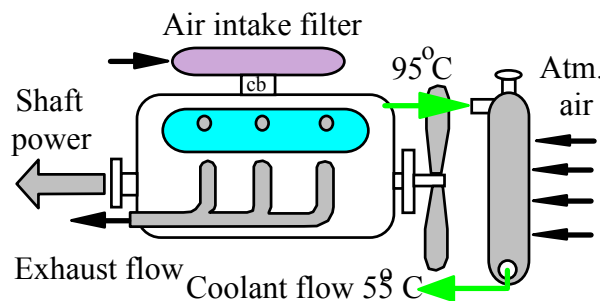
Table F.3: $\dot{m}_{\text{gly}} = \frac{-\dot{Q}}{h_e - h_i} = \frac{-23.324}{0.58(130 - 200)} = \mathbf{0.574 \text{ lbm/s}}$

Air: $\dot{m}h_i + \dot{Q} = \dot{m}h_e$

Table F.4: $\dot{m}_{\text{air}} = \frac{\dot{Q}}{h_e - h_i} = \frac{\dot{Q}}{C_{\text{air}}(T_e - T_i)} = \frac{23.324}{0.24(77 - 68)} = 8.835 \text{ lbm/s}$

$$\dot{V} = \dot{m}v_i; \quad v_i = \frac{RT_i}{P_i} = \frac{53.34 \times 527.7}{15 \times 144} = 13.03 \text{ ft}^3/\text{lbm}$$

$$\dot{V}_{\text{air}} = \dot{m}v_i = 8.835 \times 13.03 = \mathbf{115 \text{ ft}^3/\text{s}}$$



6.165E

An insulated mixing chamber receives 4 lbm/s R-134a at 150 lbf/in.², 220 F in a line with low velocity. Another line with R-134a as saturated liquid 130 F flows through a valve to the mixing chamber at 150 lbf/in.² after the valve. The exit flow is saturated vapor at 150 lbf/in.² flowing at 60 ft/s. Find the mass flow rate for the second line.

Solution:

C.V. Mixing chamber. Steady state, 2 inlets and 1 exit flow.

Insulated $q = 0$, No shaft or boundary motion $w = 0$.

Continuity Eq.6.9: $\dot{m}_1 + \dot{m}_2 = \dot{m}_3$;

Energy Eq.6.10: $\dot{m}_1 h_1 + \dot{m}_2 h_2 = \dot{m}_3 (h_3 + \frac{1}{2} V_3^2)$

$$\dot{m}_2 (h_2 - h_3 - \frac{1}{2} V_3^2) = \dot{m}_1 (h_3 + \frac{1}{2} V_3^2 - h_1)$$

State 1: Table F.10.1: 150 psia, 220 F, $h_1 = 209.63$ Btu/lbm

State 2: Table F.10.1: $x = 0$, 130 F, $h_2 = 119.88$ Btu/lbm

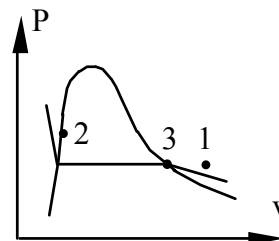
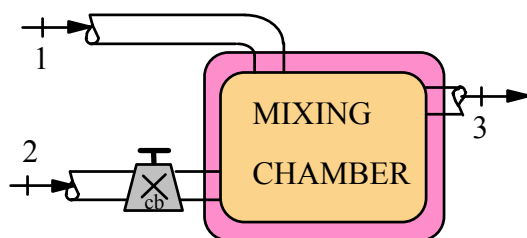
State 3: Table F.10.2: $x = 1$, 150 psia, $h_3 = 180.61$ Btu/lbm

$$\frac{1}{2} V_3^2 = \frac{1}{2} \times 60^2 / (32.174 \times 778) = 0.072 \text{ Btu/lbm}$$

$$\dot{m}_2 = \dot{m}_1 (h_3 + \frac{1}{2} V_3^2 - h_1) / (h_2 - h_3 - \frac{1}{2} V_3^2)$$

$$= 4 (180.61 + 0.072 - 209.63) / (119.88 - 180.61 - 0.072) = \mathbf{1.904 \text{ lbm/s}}$$

Notice how kinetic energy was insignificant.



Multiple Devices, Cycle Processes

6.166E

An air compressor takes in air at 14 lbf/in.^2 , 60 F and delivers it at 140 lbf/in.^2 , 1080 R to a constant-pressure cooler, which it exits at 560 R . Find the specific compressor work and the specific heat transfer.

Solution

C.V. air compressor $\dot{q} = 0$

Continuity Eq.: $\dot{m}_2 = \dot{m}_1$

Energy Eq.6.13: $h_1 + w_c = h_2$

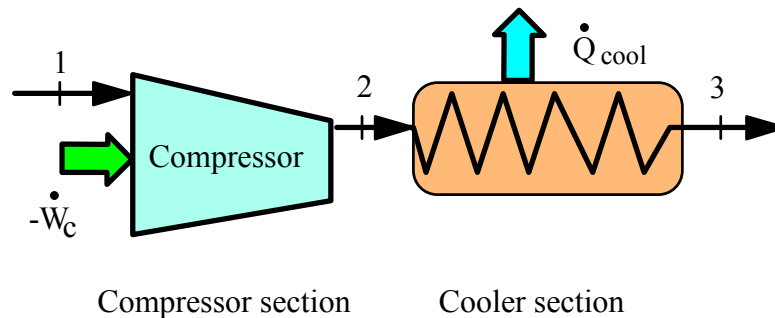


Table F.5:

$$w_c \text{ in} = h_2 - h_1 = 261.1 - 124.3 = \mathbf{136.8 \text{ Btu/lbm}}$$

C.V. cooler $w = 0$

Continuity Eq.: $\dot{m}_3 = \dot{m}_1$

Energy Eq.6.13: $h_2 = q_{out} + h_3$

$$q_{out} = h_2 - h_3 = 261.1 - 133.98 = \mathbf{127.12 \text{ Btu/lbm}}$$

6.167E

The following data are for a simple steam power plant as shown in Fig. P6.99.

State	1	2	3	4	5	6	7
P psia	900	890	860	830	800	1.5	1.4
T F		115	350	920	900		110
h Btu/lbm	-	85.3	323	1468	1456	1029	78

State 6 has $x_6 = 0.92$, and velocity of 600 ft/s. The rate of steam flow is 200 000 lbm/h, with 400 hp input to the pump. Piping diameters are 8 in. from steam generator to the turbine and 3 in. from the condenser to the steam generator. Determine the power output of the turbine and the heat transfer rate in the condenser.

$$\text{Turbine: } A_5 = \pi D_5^2/4 = 0.349 \text{ ft}^2, \quad v_5 = 0.964 \text{ ft}^3/\text{lbm}$$

$$V_5 = \dot{m}v_5/A_5 = \frac{200\,000 \times 0.964}{3600 \times 0.349} = 153 \text{ ft/s}$$

$$\begin{aligned} w &= (h_5 + 0.5V_5^2) - (h_6 + 0.5V_6^2) = 1456 - 1029 - \frac{600^2 - 153^2}{2 \times 25\,037} \\ &= 420.2 \text{ Btu/lbm} \end{aligned}$$

Recall the conversion 1 Btu/lbm = 25 037 ft²/s², 1 hp = 2544 Btu/h

$$\dot{W}_{\text{TURB}} = \frac{420.2 \times 200\,000}{2544} = \mathbf{33\,000 \text{ hp}}$$

6.168E

For the same steam power plant as shown in Fig. P6.99 and Problem 6.167E determine the rate of heat transfer in the economizer which is a low temperature heat exchanger and the steam generator. Determine also the flow rate of cooling water through the condenser, if the cooling water increases from 55 to 75 F in the condenser.

$$\text{Condenser: } A_7 = \pi D_7^2/4 = 0.0491 \text{ ft}^2, \quad v_7 = 0.01617 \text{ ft}^3/\text{lbm}$$

$$V_7 = \dot{m}v_7/A_7 = \frac{200000 \times 0.01617}{3600 \times 0.0491} = 18 \text{ ft/s}$$

$$q = 78.02 - 1028.7 + \frac{18^2 - 600^2}{2 \times 25037} = -957.9 \text{ Btu/lbm}$$

$$\dot{Q}_{\text{COND}} = 200\,000 (-957.9) = \mathbf{-1.916 \times 10^8 \text{ Btu/h}}$$

Economizer $V_3 \approx V_2$ since liquid v is constant: $v_3 \approx v_2$ and $A_3 = A_2$,

$$q = h_3 - h_2 = 323.0 - 85.3 = 237.7 \text{ Btu/lbm}$$

$$\dot{Q}_{\text{ECON}} = 200\,000 (237.7) = \mathbf{4.75 \times 10^7 \text{ Btu/h}}$$

$$\text{Generator: } A_4 = \pi D_4^2/4 = 0.349 \text{ ft}^2, \quad v_4 = 0.9595 \text{ ft}^3/\text{lbm}$$

$$V_4 = \dot{m}v_4/A_4 = \frac{200\,000 \times 0.9505}{3600 \times 0.349} = 151 \text{ ft/s}$$

$$A_3 = \pi D_3^2/4 = 0.349 \text{ ft}^2, \quad v_3 = 0.0491 \text{ ft}^3/\text{lbm}$$

$$V_3 = \dot{m}v_3/A_3 = \frac{200\,000 \times 0.0179}{3600 \times 0.0491} = 20 \text{ ft/s},$$

$$q = 1467.8 - 323.0 + \frac{151^2 - 20^2}{2 \times 25037} = \mathbf{1145.2 \text{ Btu/lbm}}$$

$$\dot{Q}_{\text{GEN}} = 200\,000 \times (1145.2) = \mathbf{2.291 \times 10^8 \text{ Btu/h}}$$

6.169E

A proposal is made to use a geothermal supply of hot water to operate a steam turbine, as shown in Fig. P6.105. The high pressure water at 200 lbf/in.², 350 F, is throttled into a flash evaporator chamber, which forms liquid and vapor at a lower pressure of 60 lbf/in.². The liquid is discarded while the saturated vapor feeds the turbine and exits at 1 lbf/in.², 90% quality. If the turbine should produce 1000 hp, find the required mass flow rate of hot geothermal water in pound-mass per hour.

Solution:

Separation of phases in flash-evaporator constant h in the valve flow so

Table F.7.3: $h_1 = 321.8$ Btu/lbm

$$h_1 = 321.8 = 262.25 + x \times 915.8$$

$$\Rightarrow x = 0.06503 = \dot{m}_2 / \dot{m}_1$$

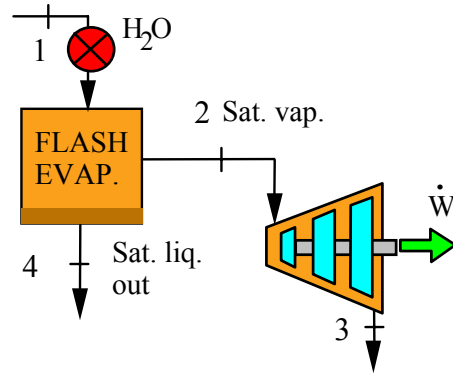
Table F.7.2: $h_2 = 1178.0$ Btu/lbm;

Table F.7.1: $h_3 = 69.74 + 0.9 \times 1036 = 1002.1$ Btu/lbm

$$\dot{W} = \dot{m}_2(h_2 - h_3) \Rightarrow \dot{m}_2 = \frac{1000 \times 2545}{1178.0 - 1002.1} = 14\,472 \text{ lbm/h}$$

$$\Rightarrow \dot{m}_1 = \mathbf{222\,539 \text{ lbm/h}}$$

Notice conversion 1 hp = 2545 Btu/h from Table A.1



Transient Processes

6.170E

A 1-ft³ tank, shown in Fig. P6.111, that is initially evacuated is connected by a valve to an air supply line flowing air at 70 F, 120 lbf/in.². The valve is opened, and air flows into the tank until the pressure reaches 90 lbf/in.². Determine the final temperature and mass inside the tank, assuming the process is adiabatic. Develop an expression for the relation between the line temperature and the final temperature using constant specific heats.

Solution:

C.V. Tank:

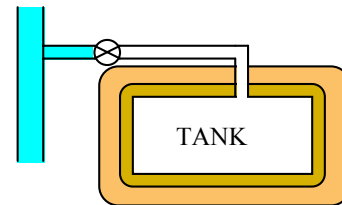
$$\text{Continuity Eq. 6.15: } m_2 = m_i$$

$$\text{Energy Eq. 6.16: } m_2 u_2 = m_i h_i$$

$$\text{Table F.5: } u_2 = h_i = 126.78 \text{ Btu/lbm}$$

$$\Rightarrow T_2 = \mathbf{740 \text{ R}}$$

$$m_2 = \frac{P_2 V}{RT_2} = \frac{90 \times 144 \times 1}{53.34 \times 740} = \mathbf{0.3283 \text{ lbm}}$$



Assuming constant specific heat,

$$h_i = u_i + RT_i = u_2, \quad RT_i = u_2 - u_i = C_{V0}(T_2 - T_i)$$

$$C_{V0}T_2 = (C_{V0} + R)T_i = C_{P0}T_i, \quad T_2 = (C_{P0}/C_{V0}) T_i = kT_i$$

$$\text{For } T_i = 529.7 \text{ R \& constant } C_{P0}, \quad T_2 = 1.40 \times 529.7 = \mathbf{741.6 \text{ R}}$$

6.171E

Helium in a steel tank is at 40 psia, 540 R with a volume of 4 ft³. It is used to fill a balloon. When the tank pressure drops to 24 psia the flow of helium stops by itself. If all the helium still is at 540 R how big a balloon did I get? Assume the pressure in the balloon varies linearly with volume from 14.7 psia ($V = 0$) to the final 24 psia. How much heat transfer did take place?

Solution:

Take a C.V. of all the helium.

This is a control mass, the tank mass changes density and pressure.

$$\text{Energy Eq.: } U_2 - U_1 = {}_1Q_2 - {}_1W_2$$

$$\text{Process Eq.: } P = 14.7 + CV$$

$$\text{State 1: } P_1, T_1, V_1$$

$$\text{State 2: } P_2, T_2, V_2 = ?$$

Ideal gas:

$$P_2 V_2 = mRT_2 = mRT_1 = P_1 V_1$$

$$V_2 = V_1(P_1/P_2) = 4 \times (40/24) = 6.6667 \text{ ft}^3$$

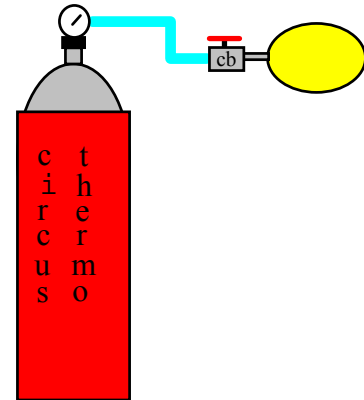
$$V_{\text{bal}} = V_2 - V_1 = 6.6667 - 4 = 2.6667 \text{ ft}^3$$

$${}_1W_2 = \int P dV = \text{AREA} = \frac{1}{2} (P_1 + P_2) (V_2 - V_1)$$

$$= \frac{1}{2} (40 + 24) \times 2.6667 \times 144 = 12\,288 \text{ lbf-ft} = 15.791 \text{ Btu}$$

$$U_2 - U_1 = {}_1Q_2 - {}_1W_2 = m(u_2 - u_1) = mC_v (T_2 - T_1) = 0$$

$$\text{so } {}_1Q_2 = {}_1W_2 = \mathbf{15.79 \text{ Btu}}$$



Remark: The process is transient, but you only see the flow mass if you select the tank or the balloon as a control volume. That analysis leads to more terms that must be eliminated between the tank control volume and the balloon control volume.

6.172E

A 20-ft³ tank contains ammonia at 20 lbf/in.², 80 F. The tank is attached to a line flowing ammonia at 180 lbf/in.², 140 F. The valve is opened, and mass flows in until the tank is half full of liquid, by volume at 80 F. Calculate the heat transferred from the tank during this process.

Solution:

C.V. Tank. Transient process as flow comes in.

$$m_1 = V/v_1 = 20/16.765 = 1.193 \text{ lbm}$$

$$m_{f2} = V_{f2}/v_{f2} = 10/0.026677 = 374.855 \text{ lbm,}$$

$$m_{g2} = V_{g2}/v_{g2} = 10/1.9531 = 5.120 \text{ lbm}$$

$$m_2 = m_{f2} + m_{g2} = 379.975 \text{ lbm} \quad \Rightarrow \quad x_2 = m_{g2}/m_2 = 0.013475$$

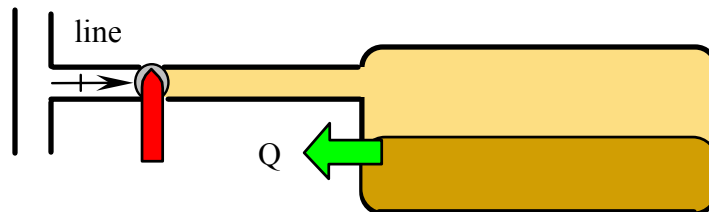
$$\text{Table F.8.1, } u_2 = 130.9 + 0.013475 \times 443.4 = 136.9 \text{ Btu/lbm}$$

$$u_1 = 595.0 \text{ Btu/lbm, } h_1 = 667.0 \text{ Btu/lbm}$$

$$\text{Continuity Eq.: } m_i = m_2 - m_1 = 378.782 \text{ lbm,}$$

$$\text{Energy eq.: } Q_{CV} + m_i h_i = m_2 u_2 - m_1 u_1$$

$$Q_{CV} = 379.975 \times 136.9 - 1.193 \times 595.0 - 378.782 \times 667.0 \\ = -201\,339 \text{ Btu}$$



6.173E

An initially empty bottle, $V = 10 \text{ ft}^3$, is filled with water from a line at 120 lbf/in.^2 , 500 F . Assume no heat transfer and that the bottle is closed when the pressure reaches line pressure. Find the final temperature and mass in the bottle.

Solution;

C.V. Bottle, transient process with no heat transfer or work.

Continuity Eq.6.15: $m_2 - m_1 = m_{\text{in}}$;

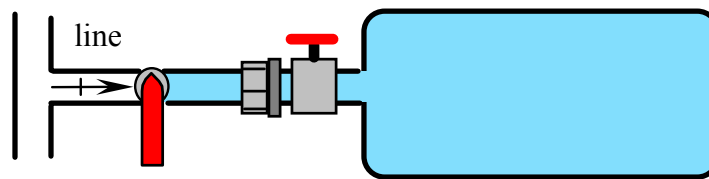
Energy Eq.6.16: $m_2 u_2 - m_1 u_1 = - m_{\text{in}} h_{\text{in}}$

State 1: $m_1 = 0 \Rightarrow m_2 = m_{\text{in}}$ and $u_2 = h_{\text{in}}$

State 2: $P_2 = P_{\text{line}}$, Table F.7 $u_2 = h_{\text{in}} = 1277.1 \text{ Btu/lbm}$

$\Rightarrow T_2 \cong 764 \text{ F}$, $v_2 = 6.0105 \text{ ft}^3/\text{lbm}$

$m_2 = V/v_2 = 10/6.0105 = 1.664 \text{ lbm}$



6.174E

A nitrogen line, 540 R, and 75 lbf/in.², is connected to a turbine that exhausts to a closed initially empty tank of 2000 ft³, as shown in Fig. P6.119. The turbine operates to a tank pressure of 75 lbf/in.², at which point the temperature is 450 R. Assuming the entire process is adiabatic, determine the turbine work.

C.V. turbine & tank \Rightarrow Transient problem

Conservation of mass: $m_1 = m_2 = m$

1st Law: $m_1 h_1 = m_2 u_2 + W_{CV}$; $W_{CV} = m(h_1 - u_2)$

Inlet state: $P_1 = 75 \text{ lbf/in}^2$, $T_1 = 540 \text{ R}$

Final state 2: $P_2 = 75 \text{ lbf/in}^2$, $T_2 = 450 \text{ R}$

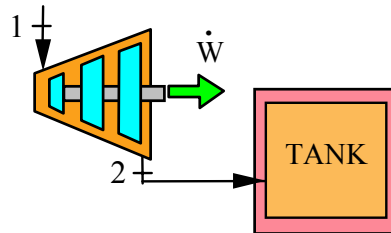
$$v_2 = RT_2/P_2 = 55.15 \times 450 / (75 \times 144) = 2.298 \text{ ft}^3/\text{lbm}$$

$$m_2 = V/v_2 = 2000/2.298 = 870.32 \text{ lbm}$$

$$h_1 - u_2 = u_1 + RT_1 - u_2 = RT_1 + C_v (T_1 - T_2)$$

$$= \frac{55.15}{778.17} 540 + 0.178 (540 - 450) = 38.27 + 16.02 = 54.29 \frac{\text{Btu}}{\text{lbm}}$$

$$W_{CV} = 870.32 \times 54.29 = 47 \text{ 250 Btu}$$



Review Problem

6.175E

A mass-loaded piston/cylinder containing air is at 45 lbf/in.^2 , 60 F with a volume of 9 ft^3 , while at the stops $V = 36 \text{ ft}^3$. An air line, 75 lbf/in.^2 , 1100 R , is connected by a valve, as shown in Fig. P6.133. The valve is then opened until a final inside pressure of 60 lbf/in.^2 is reached, at which point $T = 630 \text{ R}$. Find the air mass that enters, the work, and heat transfer.

Solution:

C.V. Cylinder volume.

Continuity Eq.6.15: $m_2 - m_1 = m_{\text{in}}$

Energy Eq.6.16: $m_2 u_2 - m_1 u_1 = m_{\text{in}} h_{\text{line}} + {}_1Q_2 - {}_1W_2$

Process: P_1 is constant to stops, then constant V to state 2 at P_2

$$\text{State 1: } P_1, T_1 \quad m_1 = \frac{P_1 V}{RT_1} = \frac{45 \times 9 \times 144}{53.34 \times 519.7} = 2.104 \text{ lbm}$$

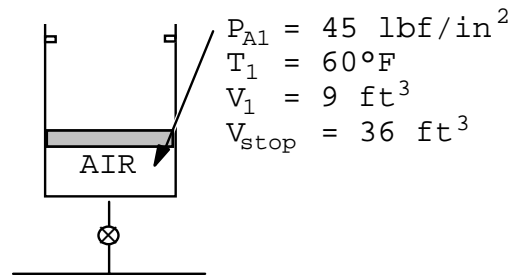
Open to: $P_2 = 60 \text{ lbf/in}^2$

Table F.5:

$$h_i = 266.13 \text{ btu/lbm}$$

$$u_1 = 88.68 \text{ Btu/lbm}$$

$$u_2 = 107.62 \text{ Btu/lbm}$$



$P = P_1$ until $V = V_{\text{stop}}$ then constant V

$${}_1W_2 = \int P dV = P_1(V_{\text{stop}} - V_1) = 45 \times (36 - 9) \frac{144}{778} = \mathbf{224.9 \text{ Btu}}$$

$$m_2 = P_2 V_2 / RT_2 = 60 \times 36 \times 144 / (53.34 \times 630) = 9.256 \text{ lbm}$$

$$\begin{aligned} {}_1Q_2 &= m_2 u_2 - m_1 u_1 - m_i h_i + {}_1W_2 \\ &= 9.256 \times 107.62 - 2.104 \times 88.68 - 7.152 \times 266.13 + 224.9 \\ &= \mathbf{-868.9 \text{ Btu}} \end{aligned}$$

**SOLUTION MANUAL
SI UNIT PROBLEMS
CHAPTER 7**

SONNTAG • BORGNAKKE • VAN WYLEN



FUNDAMENTALS
of
Thermodynamics
Sixth Edition

CONTENT CHAPTER 7

SUBSECTION	PROB NO.
Correspondence table	
Concept-Study guide problems	1-17
Heat engines and refrigerators	18-32
Second law and processes	33-39
Carnot cycles and absolute temperature	40-66
Finite ΔT heat transfer	67-76
Ideal gas Carnot cycles	77-79
Review Problems	80-91

CHAPTER 7. 6th edition Sonntag/Borgnakke/Wylen

This problem set compared to the fifth edition chapter 7 set.
Study guide problems 7.1-7.17 are all new

New	5th	New	5th	New	5th
18	new	43	new	68	40
19	new	44	8	69	28
20	1	45	21	70	new
21	2	46	11	71	50
22	new	47	12	72	29
23	new	48	15	73	31
24	new	49	13	74	19
25	new	50	17	75	20
26	9 mod	51	23	76	48
27	16 mod	52	18	77	52
28	new	53	44	78	new
29	new	54	35	79	51 mod
30	new	55	36	80	14 mod
31	15 mod	56	25	81	30
32	41 mod	57	32	82	new
33	3	58	new	83	10
34	4	59	24	84	33
35	new	60	26	85	27
36	5	61	22	86	34
37	new	62	43	87	46
38	new	63	45	88	47
39	new	64	new	89	37
40	new	65	38	90	42
41	new	66	39 mod	91	49
42	7	67	new		

The English unit problem set compared to the fifth edition chapter 7 set and the current chapter 7 SI problem set.

New	5th	SI	New	5th	SI	New	5th	SI
92	new	2	101	55	40	110	70	63
93	new	3	102	56	44	111	59	80
94	new	5	103	58	47	112	61	75
95	new	7	104	60	48	113	66	73
96	new	15	105	63	51	114	62	61
97	54	20	106	64	60	115	67	84
98	new	22	107	65	72	116	71	87
99	new	30	108	68	-	117	72	91
100	57	26	109	69	62	118	73	79mod

Concept-Study Guide Problems

7.1

Electrical appliances (TV, stereo) use electric power as input. What happens to the power? Are those heat engines? What does the second law say about those devices?

Most electric appliances such as TV, VCR, stereo and clocks dissipate power in electrical circuits into internal energy (they get warm) some power goes into light and some power into mechanical energy. The light is absorbed by the room walls, furniture etc. and the mechanical energy is dissipated by friction so all the power eventually ends up as internal energy in the room mass of air and other substances.

These are not heat engines, just the opposite happens, namely electrical power is turned into internal energy and redistributed by heat transfer. These are irreversible processes.


7.2

A gasoline engine produces 20 hp using 35 kW of heat transfer from burning fuel. What is its thermal efficiency and how much power is rejected to the ambient?

Conversion Table A.1: $20 \text{ hp} = 20 \times 0.7457 \text{ kW} = 14.91 \text{ kW}$

Efficiency: $\eta_{\text{TH}} = \dot{W}_{\text{out}} / \dot{Q}_{\text{H}} = \frac{14.91}{35} = 0.43$

Energy equation: $\dot{Q}_{\text{L}} = \dot{Q}_{\text{H}} - \dot{W}_{\text{out}} = 35 - 14.91 = 20.1 \text{ kW}$



7.3

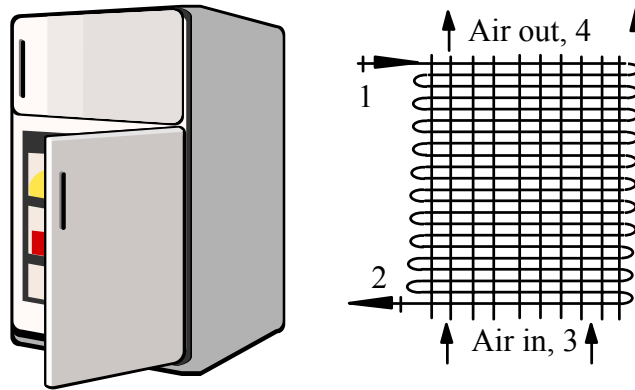
A refrigerator removes 1.5 kJ from the cold space using 1 kJ work input. How much energy goes into the kitchen and what is its coefficient of performance?

C.V. Refrigerator. The energy Q_H goes into the kitchen air.

Energy Eq.: $Q_H = W + Q_L = 1 + 1.5 = \mathbf{2.5 \text{ kJ}}$

COP: $\beta = \frac{Q_L}{W} = 1.5 / 1 = \mathbf{1.5}$

The back side of the refrigerator has a black grille that heats the kitchen air. Other models have that at the bottom with a fan to drive the air over it.



7.4

Assume we have a refrigerator operating at steady state using 500 W of electric power with a COP of 2.5. What is the net effect on the kitchen air?

Take a C.V. around the whole kitchen. The only energy term that crosses the control surface is the work input \dot{W} apart from energy exchanged with the kitchen surroundings. That is the kitchen is being heated with a rate of \dot{W} .

Remark: The two heat transfer rates are both internal to the kitchen. \dot{Q}_H goes into the kitchen air and \dot{Q}_L actually leaks from the kitchen into the refrigerated space, which is the reason we need to drive it out again.

7.5

A window air-conditioner unit is placed on a laboratory bench and tested in cooling mode using 750 W of electric power with a COP of 1.75. What is the cooling power capacity and what is the net effect on the laboratory?

Definition of COP: $\beta = \dot{Q}_L / \dot{W}$

Cooling capacity: $\dot{Q}_L = \beta \dot{W} = 1.75 \times 750 = \mathbf{1313 \text{ W}}$

For steady state operation the \dot{Q}_L comes from the laboratory and \dot{Q}_H goes to the laboratory giving a net to the lab of $\dot{W} = \dot{Q}_H - \dot{Q}_L = 750 \text{ W}$, that is heating it.

7.6

Geothermal underground hot water or steam can be used to generate electric power. Does that violate the second law?

No.

Since the earth is not uniform we consider the hot water or steam supply as coming from one energy source (the high T) and we must reject heat to a low temperature reservoir as the ocean, a lake or the atmosphere which is another energy reservoir.

Iceland uses a significant amount of steam to heat buildings and to generate electricity.



7.7

A car engine takes atmospheric air in at 20°C, no fuel, and exhausts the air at – 20°C producing work in the process. What do the first and the second laws say about that?

Energy Eq.: $W = Q_H - Q_L = \text{change in energy of air.}$ **OK**


2nd law: Exchange energy with only one reservoir. **NOT OK.**
This is a violation of the statement of Kelvin-Planck.

Remark: You cannot create and maintain your own energy reservoir.

7.8

A windmill produces power on a shaft taking kinetic energy out of the wind. Is it a heat engine? Is it a perpetual machine? Explain.

Since the wind is generated by a complex system driven by solar heat input and radiation out to space it is a kind of heat engine.



Within our lifetime it looks like it is perpetual. However with a different time scale the climate will change, the sun will grow to engulf the earth as it burns out of fuel.

7.9

Ice cubes in a glass of liquid water will eventually melt and all the water approach room temperature. Is this a reversible process? Why?

There is heat transfer from the warmer ambient to the water as long as there is a temperature difference. Eventually the temperatures approach each other and there is no more heat transfer. This is irreversible, as we cannot make ice-cubes out of the water unless we run a refrigerator and that requires a work from the surroundings, which does not leave the surroundings unchanged.



7.10

A room is heated with a 1500 W electric heater. How much power can be saved if a heat pump with a COP of 2.0 is used instead?


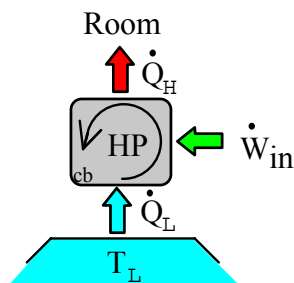
Assume the heat pump has to deliver 1500 W as the \dot{Q}_H .

Heat pump: $\beta' = \dot{Q}_H / \dot{W}_{IN}$

$$\dot{W}_{IN} = \dot{Q}_H / \beta' = \frac{1500}{2} = 750 \text{ W}$$

So the heat pump requires an input of 750 W thus saving the difference

$$\dot{W}_{\text{saved}} = 1500 \text{ W} - 750 \text{ W} = \mathbf{750 \text{ W}}$$




7.11

If the efficiency of a power plant goes up as the low temperature drops why do they not just reject energy at say -40°C ?

In order to reject heat the ambient must be at the low temperature. Only if we moved the plant to the North Pole would we see such a low T.

Remark: You cannot create and maintain your own energy reservoir.



7.12

If the efficiency of a power plant goes up as the low temperature drops why not let the heat rejection go to a refrigerator at say -10°C instead of ambient 20°C ?

The refrigerator must pump the heat up to 20°C to reject it to the ambient. The refrigerator must then have a work input that will exactly offset the increased work output of the power plant, if they are both ideal. As we can not build ideal devices the actual refrigerator will require more work than the power plant will produce extra.

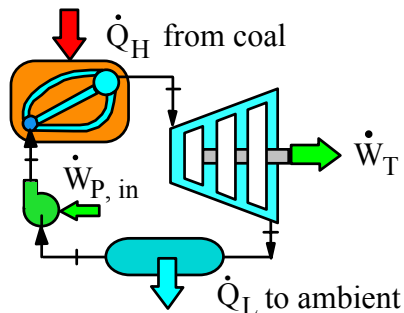
7.13

A coal-fired power plant operates with a high T of 600°C whereas a jet engine has about 1400 K . Does that mean we should replace all power plants with jet engines?

The thermal efficiency is limited by the Carnot heat engine efficiency.

That is, the low temperature is also important. Here the power plant has a much lower T in the condenser than the jet engine has in the exhaust flow so the jet engine does not have a higher efficiency than the power plant.

Gas-turbines are used in power plants where they can cover peak power demands needed for shorter time periods and their high temperature exhaust can be used to boil additional water for the steam cycle.



7.14

A heat transfer requires a temperature difference, see chapter 4, to push the \dot{Q} . What implications do that have for a real heat engine? A refrigerator?

This means that there are temperature differences between the source of energy and the working substance so T_H is smaller than the source temperature. This lowers the maximum possible efficiency. As heat is rejected the working substance must have a higher temperature T_L than the ambient receiving the \dot{Q}_L , which lowers the efficiency further.

For a refrigerator the high temperature must be higher than the ambient to which the \dot{Q}_H is moved. Likewise the low temperature must be lower than the cold space temperature in order to have heat transfer from the cold space to the cycle substance. So the net effect is the cycle temperature difference is larger than the reservoir temperature difference and thus the COP is lower than that estimated from the cold space and ambient temperatures.

7.15

A large stationary diesel engine produces 15 MW with a thermal efficiency of 40%. The exhaust gas, which we assume is air, flows out at 800 K and the intake is 290 K. How large a mass flow rate is that if that accounts for half the \dot{Q}_L ? Can the exhaust flow energy be used?

$$\text{Heat engine: } \dot{Q}_H = \dot{W}_{\text{out}} / \eta_{\text{TH}} = \frac{15}{0.4} = 37.5 \text{ MW}$$

$$\text{Energy equation: } \dot{Q}_L = \dot{Q}_H - \dot{W}_{\text{out}} = 37.5 - 15 = 22.5 \text{ kW}$$

$$\text{Exhaust flow: } \frac{1}{2} \dot{Q}_L = \dot{m}_{\text{air}} (h_{800} - h_{290})$$

$$\dot{m}_{\text{air}} = \frac{1}{2} \frac{\dot{Q}_L}{h_{800} - h_{290}} = \frac{1}{2} \frac{22.5 \times 1000}{822.2 - 290.43} = \mathbf{21.16 \text{ kg/s}}$$

7.16

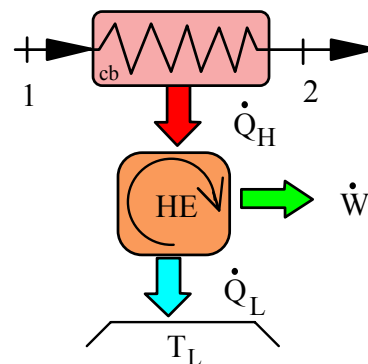
Hot combustion gases (air) at 1500 K is used as heat source in a heat engine where the gas is cooled to 750 K and the ambient is at 300 K. This is not a constant T source. How does that affect the efficiency?

Solution:

If the efficiency is written as

$$\eta_{\text{TH}} = \dot{W}_{\text{net}} / \dot{Q}_H = 1 - \frac{T_L}{T_H}$$

then T_H is somewhere between 1500 K and 750 K and it is not a linear average.



After studying chapter 8 and 9 we can solve this problem and find the proper average high temperature based on properties at states 1 and 2.

7.17

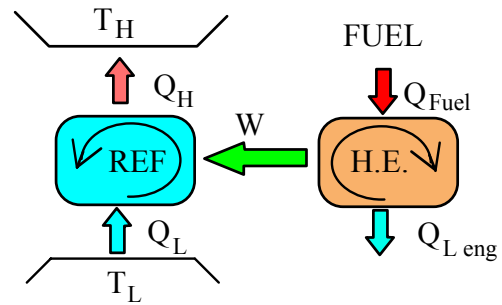
A remote location without electricity operates a refrigerator with a bottle of propane feeding a burner to create hot gases. Sketch the setup in terms of cyclic devices and give a relation for the ratio of \dot{Q}_L in the refrigerator to \dot{Q}_{fuel} in the burner in terms of the various reservoir temperatures.

The work of the heat engine assuming Carnot efficiency is

$$\dot{W} = \eta_{\text{HE}} \dot{Q}_{\text{fuel}} = \left(1 - \frac{T_{\text{amb}}}{T_{\text{fuel}}}\right) \dot{Q}_{\text{fuel}}$$

The work required by the refrigerator assuming reversible COP is

$$\dot{W} = \dot{Q}_L / \beta_{\text{ref}} = \dot{Q}_L \frac{T_{\text{amb}} - T_L}{T_L}$$



Set the two work terms equal and solve for \dot{Q}_L .

$$\dot{Q}_L = \frac{T_L}{T_{\text{amb}} - T_L} \dot{W} = \frac{T_L}{T_{\text{amb}} - T_L} \left(1 - \frac{T_{\text{amb}}}{T_{\text{fuel}}}\right) \dot{Q}_{\text{fuel}}$$

Remark: This result is optimistic since we used Carnot cycle efficiency and coefficient of performance. Secondly the heat transfer requires a ΔT so the heat engine efficiency is lower and the COP is lower.

Heat Engines and Refrigerators

7.18

Calculate the thermal efficiency of the steam power plant cycle described in Example 6.9.

Solution:

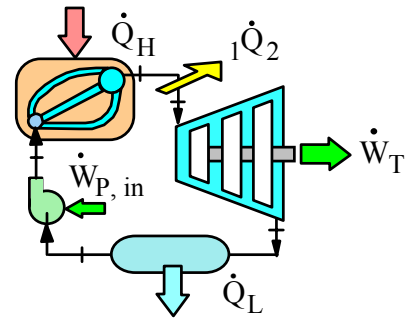
From solution to Example 6.9,

$$w_{\text{net}} = w_t + w_p = 640.7 - 4$$

$$= 636.7 \text{ kJ/kg}$$

$$q_H = q_b = 2831 \text{ kJ/kg}$$

$$\eta_{\text{TH}} = w_{\text{net}}/q_H = \frac{636.7}{2831} = \mathbf{0.225}$$



Notice we cannot write $w_{\text{net}} = q_H - q_L$ as there is an extra heat transfer ${}_1\dot{Q}_2$ as a loss in the line. This needs to be accounted for in the overall energy equation.

7.19

Calculate the coefficient of performance of the R-134a refrigerator given in Example 6.10.

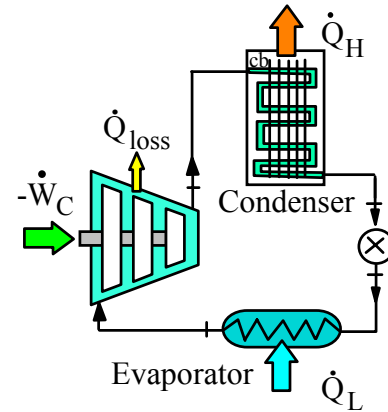
Solution:

From the definition

$$\beta = \dot{Q}_L / \dot{W}_{\text{IN}} = \frac{14.54}{5} = \mathbf{2.91}$$

Notice we cannot write $\dot{W}_{\text{IN}} = \dot{Q}_H - \dot{Q}_L$

as there is a small \dot{Q} in the compressor. This needs to be accounted for in the overall energy equation.



7.20

Calculate the thermal efficiency of the steam power plant cycle described in Problem 6.99.

Solution:

From solution to Problem 6.99,

$$\text{Turbine } A_5 = (\pi/4)(0.2)^2 = 0.03142 \text{ m}^2$$

$$V_5 = \dot{m}v_5/A_5 = 25 \times 0.06163 / 0.03142 = 49 \text{ m/s}$$

$$h_6 = 191.83 + 0.92 \times 2392.8 = 2393.2 \text{ kJ/kg}$$

$$w_T = 3404 - 2393.2 - (200^2 - 49^2)/(2 \times 1000) = 992 \text{ kJ/kg}$$

$$\dot{W}_T = \dot{m}w_T = 25 \times 992 = 24\,800 \text{ kW}$$

$$\dot{W}_{\text{NET}} = 24800 - 300 = 24\,500 \text{ kW}$$

From the solution to Problem 6.101

$$\text{Economizer } A_7 = \pi D_7^2/4 = 0.004\,418 \text{ m}^2, \quad v_7 = 0.001\,008 \text{ m}^3/\text{kg}$$

$$V_2 = V_7 = \dot{m}v/A_7 = 25 \times 0.001008 / 0.004418 = 5.7 \text{ m/s},$$

$$V_3 = (v_3/v_2)V_2 = (0.001\,118 / 0.001\,008) 5.7 = 6.3 \text{ m/s} \approx V_2$$

so kinetic energy change unimportant

$$q_{\text{ECON}} = h_3 - h_2 = 744 - 194 = 550.0 \text{ kJ/kg}$$

$$\dot{Q}_{\text{ECON}} = \dot{m}q_{\text{ECON}} = 25 (550.0) = 13\,750 \text{ kW}$$

$$\text{Generator } A_4 = \pi D_4^2/4 = 0.031\,42 \text{ m}^2, \quad v_4 = 0.060\,23 \text{ m}^3/\text{kg}$$

$$V_4 = \dot{m}v_4/A_4 = 25 \times 0.060\,23/0.031\,42 = 47.9 \text{ m/s}$$

$$q_{\text{GEN}} = 3426 - 744 + (47.9^2 - 6.3^2)/(2 \times 1000) = 2683 \text{ kJ/kg}$$

$$\dot{Q}_{\text{GEN}} = 25 \times (2683) = 67\,075 \text{ kW}$$

The total added heat transfer is

$$\dot{Q}_H = 13\,758 + 67\,075 = 80\,833 \text{ kW}$$

$$\Rightarrow \eta_{\text{TH}} = \dot{W}_{\text{NET}}/\dot{Q}_H = \frac{24500}{80833} = \mathbf{0.303}$$

7.21

Calculate the coefficient of performance of the R-12 heat pump cycle described in Problem 6.106.

Solution:

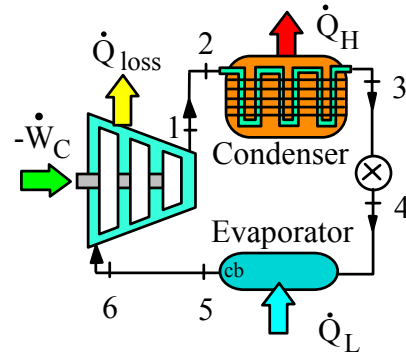
From solution to Problem 6.106,

CV: Condenser

$$\begin{aligned}\dot{Q}_{\text{COND}} &= \dot{m}(h_3 - h_2) \\ &= 0.05(79.7 - 253) \\ &= -8.665 \text{ kW}\end{aligned}$$

Then with the work as $-\dot{W}_{\text{IN}} = 4.0 \text{ kW}$ we have

$$\text{Heat pump: } \beta' = \dot{Q}_H / \dot{W}_{\text{IN}} = \frac{8.665}{4.0} = \mathbf{2.166}$$



7.22

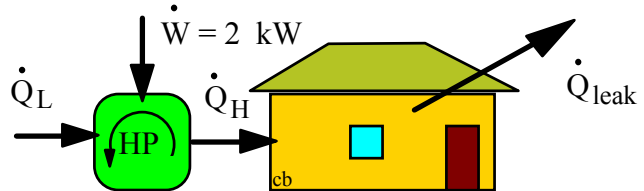
A farmer runs a heat pump with a 2 kW motor. It should keep a chicken hatchery at 30°C, which loses energy at a rate of 10 kW to the colder ambient T_{amb} . What is the minimum coefficient of performance that will be acceptable for the heat pump?

Solution:

Power input: $\dot{W} = 2 \text{ kW}$

Energy Eq. for hatchery: $\dot{Q}_H = \dot{Q}_{\text{Loss}} = 10 \text{ kW}$

Definition of COP: $\beta = \text{COP} = \frac{\dot{Q}_H}{\dot{W}} = \frac{10}{2} = 5$



7.23

A power plant generates 150 MW of electrical power. It uses a supply of 1000 MW from a geothermal source and rejects energy to the atmosphere. Find the power to the air and how much air should be flowed to the cooling tower (kg/s) if its temperature cannot be increased more than 10°C.

Solution:

C.V. Total power plant.

Energy equation gives the amount of heat rejection to the atmosphere as

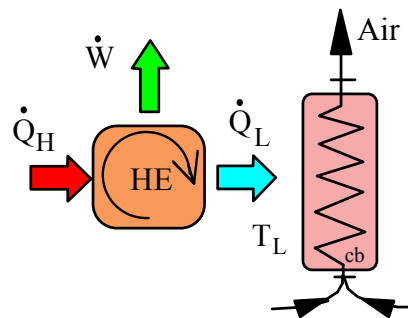
$$\dot{Q}_L = \dot{Q}_H - \dot{W} = 1000 - 150 = \mathbf{850 \text{ MW}}$$

The energy equation for the air flow that absorbs the energy is

$$\dot{Q}_L = \dot{m}_{\text{air}} \Delta h = \dot{m}_{\text{air}} C_p \Delta T$$

$$\dot{m}_{\text{air}} = \frac{\dot{Q}_L}{C_p \Delta T} = \frac{850 \times 1000}{1.004 \times 10} = \mathbf{84 \ 661 \text{ kg/s}}$$

Probably too large to make, so some cooling by liquid water or evaporative cooling should be used.



7.24

A car engine delivers 25 hp to the driveshaft with a thermal efficiency of 30%. The fuel has a heating value of 40 000 kJ/kg. Find the rate of fuel consumption and the combined power rejected through the radiator and exhaust.

Solution:

$$\text{Heating value (HV): } \dot{Q}_H = \dot{m} \cdot \text{HV}$$

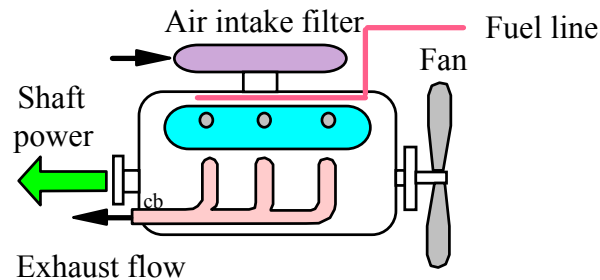
From the definition of the thermal efficiency

$$\dot{W} = \eta \dot{Q}_H = \eta \cdot \dot{m} \cdot \text{HV}$$

$$\dot{m} = \frac{\dot{W}}{\eta \cdot \text{HV}} = \frac{25 \times 0.7355}{0.3 \times 40\,000} = 0.00153 \text{ kg/s} = \mathbf{1.53 \text{ g/s}}$$

Conversion of power from hp to kW in Table A.1.

$$\begin{aligned} \dot{Q}_L &= \dot{Q}_H - \dot{W} = (\dot{W}/\eta - \dot{W}) = \left(\frac{1}{\eta} - 1\right) \dot{W} \\ &= \left(\frac{1}{0.3} - 1\right) 25 \times 0.7355 = \mathbf{42.9 \text{ kW}} \end{aligned}$$



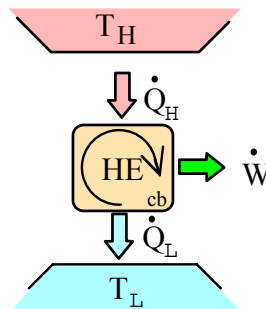
7.25

For each of the cases below determine if the heat engine satisfies the first law (energy equation) and if it violates the second law.

- a. $\dot{Q}_H = 6 \text{ kW}$, $\dot{Q}_L = 4 \text{ kW}$, $\dot{W} = 2 \text{ kW}$
- b. $\dot{Q}_H = 6 \text{ kW}$, $\dot{Q}_L = 0 \text{ kW}$, $\dot{W} = 6 \text{ kW}$
- c. $\dot{Q}_H = 6 \text{ kW}$, $\dot{Q}_L = 2 \text{ kW}$, $\dot{W} = 5 \text{ kW}$
- d. $\dot{Q}_H = 6 \text{ kW}$, $\dot{Q}_L = 6 \text{ kW}$, $\dot{W} = 0 \text{ kW}$

Solution:

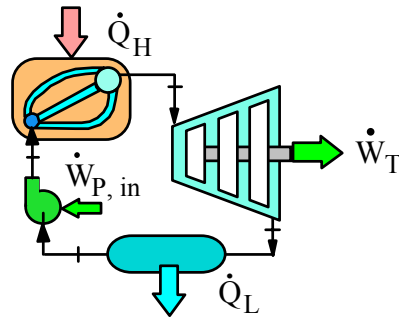
	1 st . law	2 nd law
a	Yes	Yes (possible)
b	Yes	No, impossible Kelvin - Planck
c	No	Yes, but energy not conserved
d	Yes	Yes (Irreversible \dot{Q} over ΔT)



7.26

In a steam power plant 1 MW is added in the boiler, 0.58 MW is taken out in the condenser and the pump work is 0.02 MW. Find the plant thermal efficiency. If everything could be reversed find the coefficient of performance as a refrigerator.

Solution:



CV. Total plant:

Energy Eq.:

$$\dot{Q}_H + \dot{W}_{P,in} = \dot{W}_T + \dot{Q}_L$$

$$\dot{W}_T = 1 + 0.02 - 0.58 = 0.44 \text{ MW}$$

$$\eta_{TH} = \frac{\dot{W}_T - \dot{W}_{P,in}}{\dot{Q}_H} = \frac{440 - 20}{1000} = \mathbf{0.42}$$

$$\beta = \frac{\dot{Q}_L}{\dot{W}_T - \dot{W}_{P,in}} = \frac{580}{440 - 20} = \mathbf{1.38}$$

7.27

Electric solar cells can produce power with 15% efficiency. Compare that to a heat engine driving an electric generator with 80% efficiency. What should the heat engine efficiency be to have the same overall efficiency as the solar cells?

Solution:

$$\dot{W}_{el} = \dot{Q}_H \eta_{cell} = \eta_{gen} \dot{W}_{eng} = \eta_{gen} \eta_{eng} \dot{Q}_{Heng}$$

$$\Rightarrow \eta_{cell} = \eta_{gen} \eta_{eng}$$

$$\eta_{eng} = \frac{\eta_{cell}}{\eta_{gen}} = \frac{0.15}{0.8} = \mathbf{0.1875}$$



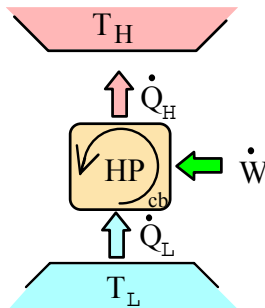
7.28

For each of the cases in problem 7.25 determine if a heat pump satisfies the first law (energy equation) and if it violates the second law.

- a. $\dot{Q}_H = 6 \text{ kW}$, $\dot{Q}_L = 4 \text{ kW}$, $\dot{W} = 2 \text{ kW}$
- b. $\dot{Q}_H = 6 \text{ kW}$, $\dot{Q}_L = 0 \text{ kW}$, $\dot{W} = 6 \text{ kW}$
- c. $\dot{Q}_H = 6 \text{ kW}$, $\dot{Q}_L = 2 \text{ kW}$, $\dot{W} = 5 \text{ kW}$
- d. $\dot{Q}_H = 6 \text{ kW}$, $\dot{Q}_L = 6 \text{ kW}$, $\dot{W} = 0 \text{ kW}$

Solution:

	1 st law	2 nd law
a	Satisfied	Does not violate
b	Satisfied	Does not violate
c	Violated	Does not violate, but 1 st law
d	Satisfied	Does violate, Clausius



7.29

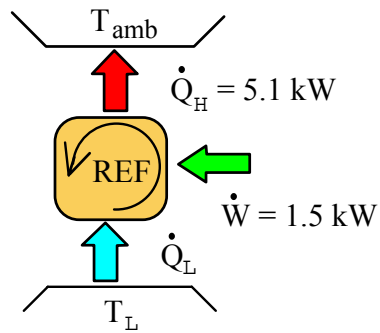
An air-conditioner discards 5.1 kW to the ambient with a power input of 1.5 kW. Find the rate of cooling and the coefficient of performance.

Solution:

In this case $\dot{Q}_H = 5.1$ kW goes to the ambient so

Energy Eq. : $\dot{Q}_L = \dot{Q}_H - \dot{W} = 5.1 - 1.5 = 3.6$ kW

$$\beta_{\text{REFRIG}} = \frac{\dot{Q}_L}{\dot{W}} = \frac{3.6}{1.5} = 2.4$$



7.30

Calculate the amount of work input a refrigerator needs to make ice cubes out of a tray of 0.25 kg liquid water at 10°C. Assume the refrigerator has $\beta = 3.5$ and a motor-compressor of 750 W. How much time does it take if this is the only cooling load?

Solution:

C.V. Water in tray. We neglect tray mass.

$$\text{Energy Eq.: } m(u_2 - u_1) = {}_1Q_2 - {}_1W_2$$

$$\text{Process : } P = \text{constant} = P_o$$

$${}_1W_2 = \int P dV = P_o m(v_2 - v_1)$$

$${}_1Q_2 = m(u_2 - u_1) + {}_1W_2 = m(h_2 - h_1)$$

$$\text{Tbl. B.1.1 : } h_1 = 41.99 \text{ kJ/kg, Tbl. B.1.5 : } h_2 = -333.6 \text{ kJ/kg}$$

$${}_1Q_2 = 0.25(-333.4 - 41.99) = -93.848 \text{ kJ}$$

Consider now refrigerator

$$\beta = Q_L/W$$

$$W = Q_L/\beta = -{}_1Q_2/\beta = 93.848/3.5 = \mathbf{26.81 \text{ kJ}}$$

For the motor to transfer that amount of energy the time is found as

$$W = \int \dot{W} dt = \dot{W} \Delta t$$

$$\Delta t = W/\dot{W} = (26.81 \times 1000)/750 = \mathbf{35.75 \text{ s}}$$

Comment: We neglected a baseload of the refrigerator so not all the 750 W are available to make ice, also our coefficient of performance is very optimistic and finally the heat transfer is a transient process. All this means that it will take much more time to make ice-cubes.

7.31

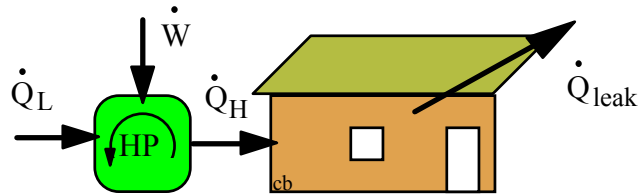
A house should be heated by a heat pump, $\beta' = 2.2$, and maintained at 20°C at all times. It is estimated that it loses 0.8 kW per degree the ambient is lower than the inside. Assume an outside temperature of -10°C and find the needed power to drive the heat pump?

Solution : Ambient $T_L = -10^\circ\text{C}$

Heat pump : $\beta' = \dot{Q}_H / \dot{W}$

House : $\dot{Q}_H = \dot{Q}_{\text{leak}} = 0.8 (T_H - T_L)$

$$\begin{aligned}\dot{W} &= \dot{Q}_H / \beta' = \dot{Q}_{\text{leak}} / \beta' = 0.8 (T_H - T_L) / \beta' \\ &= 0.8[20 - (-10)] / 2.2 = \mathbf{10.91 \text{ kW}}\end{aligned}$$



7.32

Refrigerant-12 at 95°C , $x = 0.1$ flowing at 2 kg/s is brought to saturated vapor in a constant-pressure heat exchanger. The energy is supplied by a heat pump with a coefficient of performance of $\beta' = 2.5$. Find the required power to drive the heat pump.

Solution:

C.V. Heat exchanger

$$\dot{m}_1 = \dot{m}_2;$$

$$\dot{m}_1 h_1 + \dot{Q}_H = \dot{m}_1 h_2$$

Given coefficient of performance

$$\beta' = \frac{\dot{Q}_H}{\dot{W}} = 2.5$$

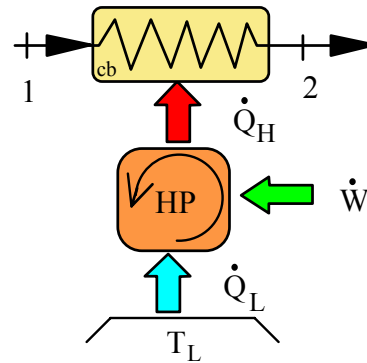


Table B.3.1:

$$h_1 = h_f + x_1 h_{fg} = 140.23 + 0.1 \times 71.71 = 147.4 \text{ kJ/kg},$$

$$h_2 = h_g = 211.94 \text{ kJ/kg}$$

Energy equation for line 1-2: $\dot{Q}_H = \dot{m}_{\text{R-12}}(h_2 - h_1) = 129.1 \text{ kW}$

$$\dot{W} = \frac{\dot{Q}_H}{\beta'} = \frac{129.1}{2.5} = \mathbf{51.6 \text{ kW}}$$

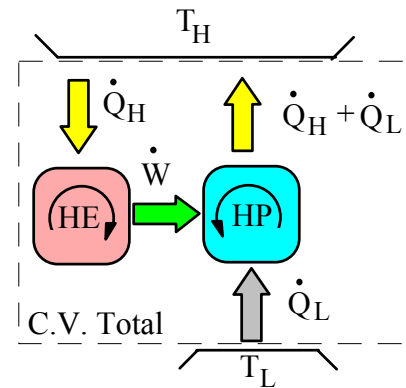
Second Law and Processes

7.33

Prove that a cyclic device that violates the Kelvin–Planck statement of the second law also violates the Clausius statement of the second law.

Solution: Proof very similar to the proof in section 7.2.

H.E. violating Kelvin receives Q_H from T_H and produces net $W = Q_H$.
 This W input to H.P. receiving Q_L from T_L .
 H.P. discharges $Q_H + Q_L$ to T_H . Net Q to T_H is : $-Q_H + Q_H + Q_L = Q_L$.
 H.E. + H.P. together transfers Q_L from T_L to T_H with no W thus violates Clausius.



7.34

Discuss the factors that would make the power plant cycle described in Problem 6.99 an irreversible cycle.

Solution:

General discussion, but here are a few of the most significant factors.

1. Combustion process that generates the hot source of energy.
2. Heat transfer over finite temperature difference in boiler.
3. Flow resistance and friction in turbine results in less work out.
4. Flow friction and heat loss to/from ambient in all pipings.

7.35

Assume a cyclic machine that exchanges 6 kW with a 250°C reservoir and has

a. $\dot{Q}_L = 0 \text{ kW}$, $\dot{W} = 6 \text{ kW}$

b. $\dot{Q}_L = 6 \text{ kW}$, $\dot{W} = 0 \text{ kW}$

and \dot{Q}_L is exchanged with a 30°C ambient. What can you say about the processes in the two cases a and b if the machine is a heat engine? Repeat the question for the case of a heat pump.

Solution:

Heat engine

a. Since $\dot{Q}_L = 0$ impossible Kelvin – Planck

b. Possible, irreversible, $\eta_{\text{eng}} = 0$

Heat pump

a. Possible, irreversible (like an electric heater)

b. Impossible, $\beta \rightarrow \infty$, Clausius

7.36

Discuss the factors that would make the heat pump described in Problem 6.106 an irreversible cycle.

Solution:

General discussion but here are a few of the most significant factors.

1. Unwanted heat transfer in the compressor.
2. Pressure loss (back flow leak) in compressor
3. Heat transfer and pressure drop in line 1 \Rightarrow 2.
4. Pressure drop in all lines.
5. Throttle process 3 \Rightarrow 4.

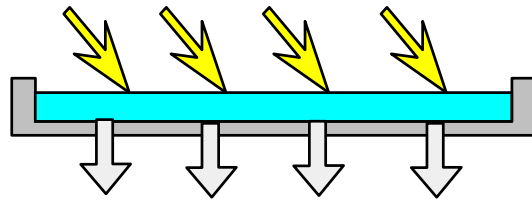
7.37

The water in a shallow pond heats up during the day and cools down during the night. Heat transfer by radiation, conduction and convection with the ambient thus cycles the water temperature. Is such a cyclic process reversible or irreversible?

Solution:

All the heat transfer takes place over a finite ΔT and thus all the heat transfer processes are irreversible.

Conduction and convection have ΔT in the water, which is internally irreversible and ΔT outside the water which is externally irreversible. The radiation is absorbed or given out at the water temperature thus internally (for absorption) and externally (for emission) irreversible.



7.38

Consider a heat engine and heat pump connected as shown in figure P.7.38. Assume $T_{H1} = T_{H2} > T_{amb}$ and determine for each of the three cases if the setup satisfy the first law and/or violates the 2nd law.

	\dot{Q}_{H1}	\dot{Q}_{L1}	\dot{W}_1	\dot{Q}_{H2}	\dot{Q}_{L2}	\dot{W}_2
a	6	4	2	3	2	1
b	6	4	2	5	4	1
c	3	2	1	4	3	1

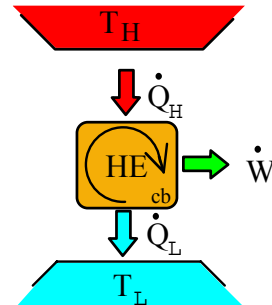
Solution:

	1 st . law	2 nd law
a	Yes	Yes (possible)
b	Yes	No, combine Kelvin - Planck
c	Yes	No, combination clausius

7.39

Consider the four cases of a heat engine in problem 7.25 and determine if any of those are perpetual machines of the first or second kind.

- a. $\dot{Q}_H = 6 \text{ kW}$, $\dot{Q}_L = 4 \text{ kW}$, $\dot{W} = 2 \text{ kW}$
 b. $\dot{Q}_H = 6 \text{ kW}$, $\dot{Q}_L = 0 \text{ kW}$, $\dot{W} = 6 \text{ kW}$
 c. $\dot{Q}_H = 6 \text{ kW}$, $\dot{Q}_L = 2 \text{ kW}$, $\dot{W} = 5 \text{ kW}$
 d. $\dot{Q}_H = 6 \text{ kW}$, $\dot{Q}_L = 6 \text{ kW}$, $\dot{W} = 0 \text{ kW}$



Solution:

	1 st . law	2 nd law
a	Yes	Yes (possible)
b	Yes	No, impossible Kelvin - Planck Perpetual machine second kind
c	No	It violates the 2 nd law converts all \dot{Q} to \dot{W} Yes, but energy not conserved Perpetual machine first kind It generates energy inside
d	Yes	Yes (Irreversible \dot{Q} over ΔT)

Carnot Cycles and Absolute Temperature

7.40

Calculate the thermal efficiency of a Carnot cycle heat engine operating between reservoirs at 300°C and 45°C. Compare the result to that of Problem 7.18.

Solution:

$$\eta_{\text{TH}} = W_{\text{net}} / Q_{\text{H}} = 1 - \frac{T_{\text{L}}}{T_{\text{H}}} = 1 - \frac{45 + 273}{300 + 273} = 0.445 \text{ (Carnot)}$$

$$\eta_{7.18} = 0.225 \text{ (efficiency about } \frac{1}{2} \text{ of the Carnot)}$$

7.41

At a few places where the air is very cold in the winter, like -30°C it is possible to find a temperature of 13°C down below ground. What efficiency will a heat engine have operating between these two thermal reservoirs?

Solution:

$$\eta_{\text{TH}} = \left(1 - \frac{T_{\text{L}}}{T_{\text{H}}}\right)$$

The ground becomes the hot source and the atmosphere becomes the cold side of the heat engine

$$\eta_{\text{TH}} = 1 - \frac{273 - 30}{273 + 13} = 1 - \frac{243}{286} = \mathbf{0.15}$$

This is low because of the modest temperature difference.



7.42

Calculate the coefficient of performance of a Carnot-cycle heat pump operating between reservoirs at 0°C and 45°C . Compare the result with that of Problem 7.21.

Solution:

$$T_L = 0^\circ\text{C} = 273.2 \text{ K}; \quad T_H = 45^\circ\text{C} = 318.2 \text{ K}$$

$$\text{Carnot: } \beta' = \frac{T_H}{T_H - T_L} = \frac{318.2}{45} = \mathbf{7.07} \quad (7.21 \text{ has } \beta' = 2.17)$$

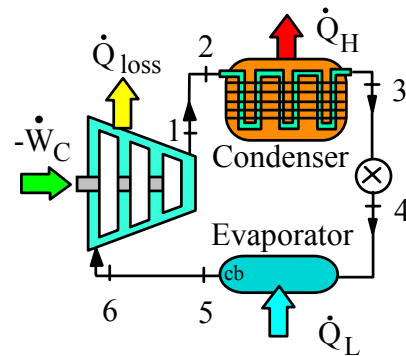
From solution to Problem 6.106,

CV: Condenser

$$\begin{aligned} \dot{Q}_{\text{COND}} &= \dot{m}(h_3 - h_2) \\ &= 0.05(79.7 - 253) \\ &= -8.665 \text{ kW} \end{aligned}$$

Then with the work as $-\dot{W}_{\text{IN}} = 4.0 \text{ kW}$ we have

$$\text{Heat pump: } \beta' = \dot{Q}_H / \dot{W}_{\text{IN}} = \frac{8.665}{4.0} = \mathbf{2.166}$$



7.43

Find the power output and the low T heat rejection rate for a Carnot cycle heat engine that receives 6 kW at 250°C and rejects heat at 30°C as in Problem 7.35.

Solution:

From the definition of the absolute temperature Eq. 7.8

$$\eta_{\text{carnot}} = 1 - \frac{T_L}{T_H} = 1 - \frac{303}{523} = 0.42$$

Definition of the heat engine efficiency gives the work as

$$\dot{W} = \eta \dot{Q}_H = 0.42 \times 6 = \mathbf{2.52 \text{ kW}}$$

Apply the energy equation

$$\dot{Q}_L = \dot{Q}_H - \dot{W} = 6 - 2.52 = \mathbf{3.48 \text{ kW}}$$

7.44

A car engine burns 5 kg fuel (equivalent to addition of Q_H) at 1500 K and rejects energy to the radiator and the exhaust at an average temperature of 750 K. If the fuel provides 40 000 kJ/kg what is the maximum amount of work the engine can provide?

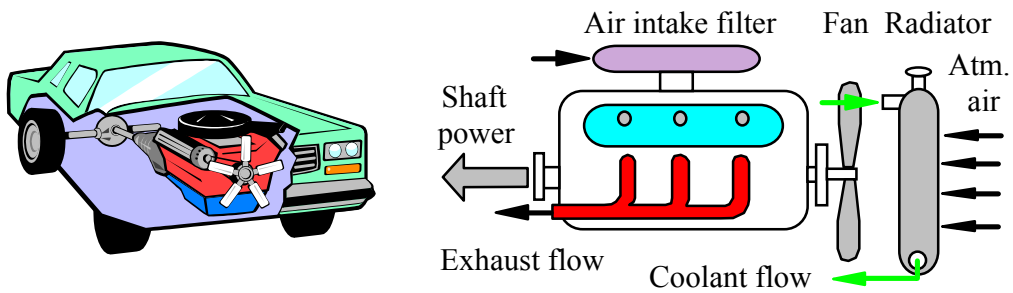
Solution:

$$\text{A heat engine } Q_H = m q_{\text{fuel}} = 5 \times 40000 = 200\,000 \text{ kJ}$$

Assume a Carnot efficiency (maximum theoretical work)

$$\eta = 1 - \frac{T_L}{T_H} = 1 - \frac{750}{1500} = 0.5$$

$$W = \eta Q_H = 100\,000 \text{ kJ}$$



7.45

Differences in surface water and deep water temperature can be utilized for power generation. It is proposed to construct a cyclic heat engine that will operate near Hawaii, where the ocean temperature is 20°C near the surface and 5°C at some depth. What is the possible thermal efficiency of such a heat engine?

Solution:

$$T_H = 20^\circ\text{C} = 293.2 \text{ K}; \quad T_L = 5^\circ\text{C} = 278.2 \text{ K}$$

$$\eta_{\text{TH MAX}} = \frac{T_H - T_L}{T_H} = \frac{293.2 - 278.2}{293.2} = \mathbf{0.051}$$

This is a very low efficiency so it has to be done on a very large scale to be economically feasible and then it will have some environmental impact.



7.46

Find the maximum coefficient of performance for the refrigerator in your kitchen, assuming it runs in a Carnot cycle.

Solution:

The refrigerator coefficient of performance is

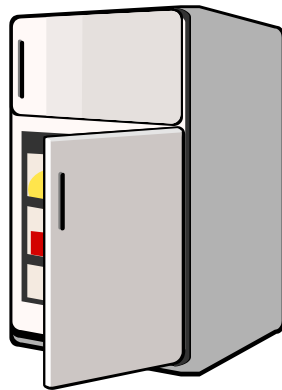
$$\beta = Q_L/W = Q_L/(Q_H - Q_L) = T_L/(T_H - T_L)$$

Assuming $T_L \sim 0^\circ\text{C}$, $T_H \sim 35^\circ\text{C}$,

$$\beta \leq \frac{273.15}{35 - 0} = 7.8$$

Actual working fluid temperatures must be such that

$$T_L < T_{\text{refrigerator}} \quad \text{and} \quad T_H > T_{\text{room}}$$



A refrigerator does not operate in a Carnot cycle. The actual vapor compression cycle is examined in Chapter 11.

7.47

An air-conditioner provides 1 kg/s of air at 15°C cooled from outside atmospheric air at 35°C. Estimate the amount of power needed to operate the air-conditioner. Clearly state all assumptions made.

Solution:

Consider the cooling of air which needs a heat transfer as

$$\dot{Q}_{\text{air}} = \dot{m} \Delta h \cong \dot{m} C_p \Delta T = 1 \text{ kg/s} \times 1.004 \text{ kJ/kg K} \times 20 \text{ K} = 20 \text{ kW}$$

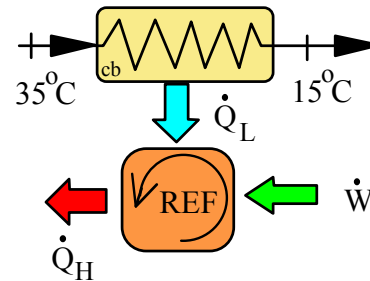
Assume Carnot cycle refrigerator

$$\beta = \frac{\dot{Q}_L}{\dot{W}} = \dot{Q}_L / (\dot{Q}_H - \dot{Q}_L) \cong \frac{T_L}{T_H - T_L} = \frac{273 + 15}{35 - 15} = 14.4$$

$$\dot{W} = \dot{Q}_L / \beta = \frac{20.0}{14.4} = \mathbf{1.39 \text{ kW}}$$

This estimate is the theoretical maximum performance. To do the required heat transfer $T_L \cong 5^\circ\text{C}$ and $T_H = 45^\circ\text{C}$ are more likely; secondly

$$\beta < \beta_{\text{carnot}}$$



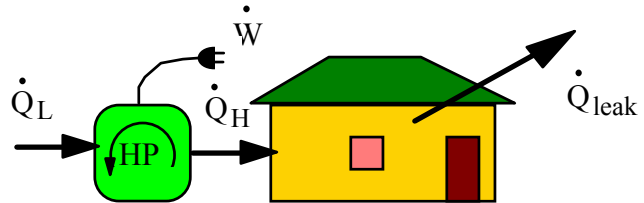
7.48

We propose to heat a house in the winter with a heat pump. The house is to be maintained at 20°C at all times. When the ambient temperature outside drops to -10°C , the rate at which heat is lost from the house is estimated to be 25 kW . What is the minimum electrical power required to drive the heat pump?

Solution:

Minimum power if we assume a Carnot cycle

$$\dot{Q}_H = \dot{Q}_{\text{leak}} = 25\text{ kW}$$



$$\beta' = \frac{\dot{Q}_H}{\dot{W}_{\text{IN}}} = \frac{T_H}{T_H - T_L} = \frac{293.2}{30} = 9.773 \Rightarrow \dot{W}_{\text{IN}} = \frac{25}{9.773} = \mathbf{2.56\text{ kW}}$$

7.49

A sales person selling refrigerators and deep freezers will guarantee a minimum coefficient of performance of 4.5 year round. How would you evaluate that? Are they all the same?

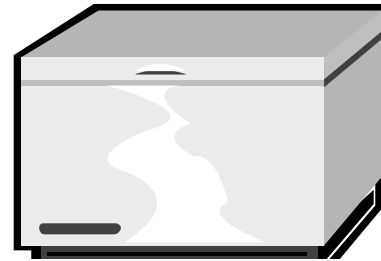
Solution:

Assume a high temperature of 35°C. If a freezer compartment is included $T_L \sim -20^\circ\text{C}$ (deep freezer) and fluid temperature is then $T_L \sim -30^\circ\text{C}$

$$\beta_{\text{deep freezer}} \leq T_L / (T_H - T_L) = (273.15 - 30) / [35 - (-30)] = 3.74$$

A hot summer day may require a higher T_H to push Q_H out into the room, so even lower β .

Claim is possible for a refrigerator, but not for a deep freezer.



7.50

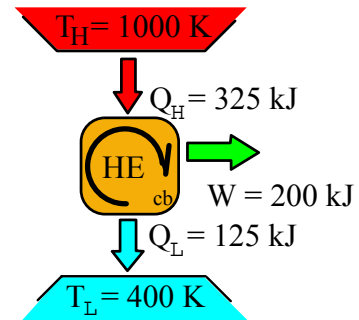
A cyclic machine, shown in Fig. P7.50, receives 325 kJ from a 1000 K energy reservoir. It rejects 125 kJ to a 400 K energy reservoir and the cycle produces 200 kJ of work as output. Is this cycle reversible, irreversible, or impossible?

Solution:

$$\eta_{\text{Carnot}} = 1 - \frac{T_L}{T_H} = 1 - \frac{400}{1000} = 0.6$$

$$\eta_{\text{eng}} = \frac{W}{Q_H} = \frac{200}{325} = 0.615 > \eta_{\text{Carnot}}$$

This is **impossible**.



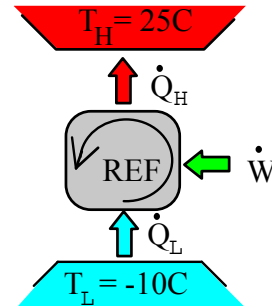
7.51

An inventor has developed a refrigeration unit that maintains the cold space at -10°C , while operating in a 25°C room. A coefficient of performance of 8.5 is claimed. How do you evaluate this?

Solution:

$$\beta_{\text{Carnot}} = \frac{Q_L}{W_{\text{in}}} = \frac{T_L}{T_H - T_L} = \frac{263.15}{25 - (-10)} = 7.52$$

$8.5 > \beta_{\text{Carnot}} \Rightarrow$ **impossible claim**



7.52

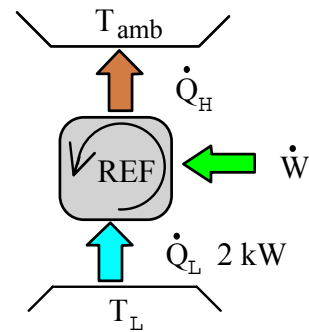
A household freezer operates in a room at 20°C . Heat must be transferred from the cold space at a rate of 2 kW to maintain its temperature at -30°C . What is the theoretically smallest (power) motor required to operate this freezer?

Solution:

Assume a Carnot cycle between $T_L = -30^\circ\text{C}$ and $T_H = 20^\circ\text{C}$:

$$\beta = \frac{\dot{Q}_L}{\dot{W}_{\text{in}}} = \frac{T_L}{T_H - T_L} = \frac{273.15 - 30}{20 - (-30)} = 4.86$$

$$\dot{W}_{\text{in}} = \dot{Q}_L / \beta = 2 / 4.86 = \mathbf{0.41\text{ kW}}$$



This is the theoretical minimum power input.
Any actual machine requires a larger input.

7.53

In a cryogenic experiment you need to keep a container at -125°C although it gains 100 W due to heat transfer. What is the smallest motor you would need for a heat pump absorbing heat from the container and rejecting heat to the room at 20°C ?

Solution:

We do not know the actual device so find the work for a Carnot cycle

$$\beta_{\text{REF}} = \dot{Q}_L / \dot{W} = \frac{T_L}{T_H - T_L} = \frac{148.15}{20 - (-125)} = 1.022$$

$$\Rightarrow \dot{W} = \dot{Q}_L / \beta_{\text{REF}} = 100 / 1.022 = \mathbf{97.8\text{ W}}$$

7.54

A temperature of about 0.01 K can be achieved by magnetic cooling. In this process a strong magnetic field is imposed on a paramagnetic salt, maintained at 1 K by transfer of energy to liquid helium boiling at low pressure. The salt is then thermally isolated from the helium, the magnetic field is removed, and the salt temperature drops. Assume that 1 mJ is removed at an average temperature of 0.1 K to the helium by a Carnot-cycle heat pump. Find the work input to the heat pump and the coefficient of performance with an ambient at 300 K.

Solution:

$$\beta = \dot{Q}_L / \dot{W}_{\text{IN}} = \frac{T_L}{T_H - T_L} = \frac{0.1}{299.9} = \mathbf{0.00033}$$

$$\dot{W}_{\text{IN}} = \frac{1 \times 10^{-3}}{0.00033} = \mathbf{3 \text{ J}}$$

Remark: This is an extremely large temperature difference for a heat pump.

7-55

The lowest temperature that has been achieved is about 1×10^{-6} K. To achieve this an additional stage of cooling is required beyond that described in the previous problem, namely nuclear cooling. This process is similar to magnetic cooling, but it involves the magnetic moment associated with the nucleus rather than that associated with certain ions in the paramagnetic salt. Suppose that $10 \mu\text{J}$ is to be removed from a specimen at an average temperature of 10^{-5} K (ten microjoules is about the potential energy loss of a pin dropping 3 mm). Find the work input to a Carnot heat pump and its coefficient of performance to do this assuming the ambient is at 300 K.

Solution:

$$Q_L = 10 \mu\text{J} = 10 \times 10^{-6} \text{ J} \quad \text{at } T_L = 10^{-5} \text{ K}$$

$$\Rightarrow Q_H = Q_L \times \frac{T_H}{T_L} = 10 \times 10^{-6} \times \frac{300}{10^{-5}} = 300 \text{ J}$$

$$W_{\text{in}} = Q_H - Q_L = 300 - 10 \times 10^{-6} \cong \mathbf{300 \text{ J}}$$

$$\beta = \frac{Q_L}{W_{\text{in}}} = \frac{10 \times 10^{-6}}{300} = \mathbf{3.33 \times 10^{-8}}$$

7.56

A certain solar-energy collector produces a maximum temperature of 100°C . The energy is used in a cyclic heat engine that operates in a 10°C environment. What is the maximum thermal efficiency? What is it, if the collector is redesigned to focus the incoming light to produce a maximum temperature of 300°C ?

Solution:

$$\text{For } T_H = 100^{\circ}\text{C} = 373.2 \text{ K} \quad \& \quad T_L = 283.2 \text{ K}$$

$$\eta_{\text{th max}} = \frac{T_H - T_L}{T_H} = \frac{90}{373.2} = \mathbf{0.241}$$

$$\text{For } T_H = 300^{\circ}\text{C} = 573.2 \text{ K} \quad \& \quad T_L = 283.2 \text{ K}$$

$$\eta_{\text{th max}} = \frac{T_H - T_L}{T_H} = \frac{290}{573.2} = \mathbf{0.506}$$



7.57

Helium has the lowest normal boiling point of any of the elements at 4.2 K. At this temperature the enthalpy of evaporation is 83.3 kJ/kmol. A Carnot refrigeration cycle is analyzed for the production of 1 kmol of liquid helium at 4.2 K from saturated vapor at the same temperature. What is the work input to the refrigerator and the coefficient of performance for the cycle with an ambient at 300 K?

Solution:

For the Carnot cycle the ratio of the heat transfers is the ratio of temperatures

$$Q_H = Q_L \times \frac{T_H}{T_L} = 83.3 \times \frac{300}{4.2} = 5950 \text{ kJ}$$

$$W_{IN} = Q_H - Q_L = 5950 - 83.3 = \mathbf{5886.7 \text{ kJ}}$$

$$\beta = \frac{Q_L}{W_{IN}} = \frac{83.3}{5886.7} = \mathbf{0.0142} \quad \left[= \frac{T_L}{T_H - T_L} \right]$$

7.58

Calculate the amount of work input a refrigerator needs to make ice cubes out of a tray of 0.25 kg liquid water at 10°C. Assume the refrigerator works in a Carnot cycle between -8°C and 35°C with a motor-compressor of 750 W. How much time does it take if this is the only cooling load?

Solution:

C.V. Water in tray. We neglect tray mass.

$$\text{Energy Eq.: } m(u_2 - u_1) = {}_1Q_2 - {}_1W_2$$

$$\text{Process : } P = \text{constant} + P_o$$

$${}_1W_2 = \int P dV = P_o m(v_2 - v_1)$$

$${}_1Q_2 = m(u_2 - u_1) + {}_1W_2 = m(h_2 - h_1)$$

$$\text{Tbl. B.1.1 : } h_1 = 41.99 \text{ kJ/kg, Tbl. B.1.5 : } h_2 = -333.6 \text{ kJ/kg}$$

$${}_1Q_2 = 0.25(-333.4 - 41.99) = -93.848 \text{ kJ}$$

Consider now refrigerator

$$\beta = \frac{Q_L}{W} = \frac{Q_L}{Q_H - Q_L} = \frac{T_L}{T_H - T_L} = \frac{273 - 8}{35 - (-8)} = 6.16$$

$$W = \frac{Q_L}{\beta} = -\frac{{}_1Q_2}{\beta} = \frac{93.848}{6.16} = 15.24 \text{ kJ}$$

For the motor to transfer that amount of energy the time is found as

$$W = \int \dot{W} dt = \dot{W} \Delta t$$

$$\Delta t = \frac{W}{\dot{W}} = \frac{15.24 \times 1000}{750} = \mathbf{20.3 \text{ s}}$$

Comment: We neglected a baseload of the refrigerator so not all the 750 W are available to make ice, also our coefficient of performance is very optimistic and finally the heat transfer is a transient process. All this means that it will take much more time to make ice-cubes.

7.59

A steel bottle $V = 0.1 \text{ m}^3$ contains R-134a at 20°C , 200 kPa. It is placed in a deep freezer where it is cooled to -20°C . The deep freezer sits in a room with ambient temperature of 20°C and has an inside temperature of -20°C . Find the amount of energy the freezer must remove from the R-134a and the extra amount of work input to the freezer to do the process.

Solution:

C.V. R-134a out to the -20°C space.

$$\text{Energy equation: } m(u_2 - u_1) = {}_1Q_2 - {}_1W_2$$

$$\text{Process: } V = \text{Const} \quad \Rightarrow \quad v_2 = v_1 \quad \Rightarrow \quad {}_1W_2 = 0$$

$$\text{Table B.5.2: } v_1 = 0.11436 \text{ m}^3/\text{kg}, \quad u_1 = 395.27 \text{ kJ/kg}$$

$$m = V/v_1 = 0.87443 \text{ kg}$$

$$\text{State 2: } v_2 = v_1 < v_g = 0.14649 \text{ Table B.5.1} \Rightarrow \text{2 phase}$$

$$\Rightarrow x_2 = \frac{v - v_f}{v_{fg}} = \frac{0.11436 - 0.000738}{0.14576} = 0.77957$$

$$u_2 = 173.65 + 0.77957 \times 192.85 = 323.99 \text{ kJ/kg}$$

$${}_1Q_2 = m(u_2 - u_1) = -\mathbf{62.334 \text{ kJ}}$$

Consider the freezer and assume Carnot cycle

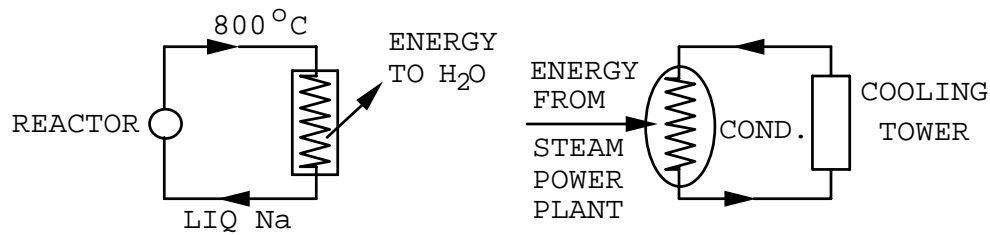
$$\beta = \frac{Q_L}{W} = \frac{Q_L}{Q_H - Q_L} = \frac{T_L}{T_H - T_L} = \frac{273 - 20}{20 - (-20)} = 6.33$$

$$W_{\text{in}} = Q_L / \beta = 62.334 / 6.33 = \mathbf{9.85 \text{ kJ}}$$

7.60

Liquid sodium leaves a nuclear reactor at 800°C and is used as the energy source in a steam power plant. The condenser cooling water comes from a cooling tower at 15°C . Determine the maximum thermal efficiency of the power plant. Is it misleading to use the temperatures given to calculate this value?

Solution:



$$T_H = 800^\circ\text{C} = 1073.2 \text{ K}, \quad T_L = 15^\circ\text{C} = 288.2 \text{ K}$$

$$\eta_{\text{TH MAX}} = \frac{T_H - T_L}{T_H} = \frac{1073.2 - 288.2}{1073.2} = \mathbf{0.731}$$

It might be misleading to use 800°C as the value for T_H , since there is not a supply of energy available at a constant temperature of 800°C (liquid Na is cooled to a lower temperature in the heat exchanger).

\Rightarrow The Na cannot be used to boil H_2O at 800°C .

Similarly, the H_2O leaves the cooling tower and enters the condenser at 15°C , and leaves the condenser at some higher temperature.

\Rightarrow The water does not provide for condensing steam at a constant temperature of 15°C .

7.61

A thermal storage is made with a rock (granite) bed of 2 m^3 which is heated to 400 K using solar energy. A heat engine receives a Q_H from the bed and rejects heat to the ambient at 290 K . The rock bed therefore cools down and as it reaches 290 K the process stops. Find the energy the rock bed can give out. What is the heat engine efficiency at the beginning of the process and what is it at the end of the process?

Solution:

Assume the whole setup is reversible and that the heat engine operates in a Carnot cycle. The total change in the energy of the rock bed is

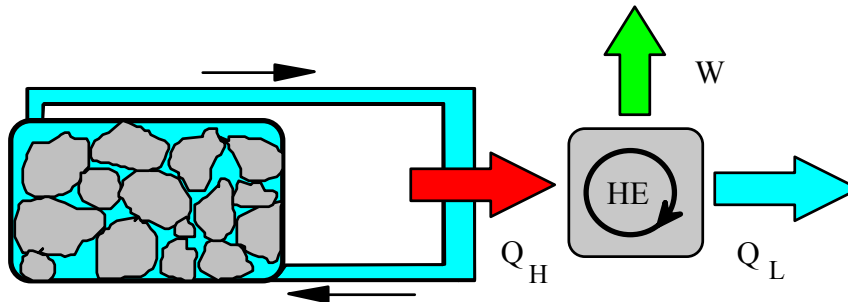
$$u_2 - u_1 = q = C \Delta T = 0.89 (400 - 290) = 97.9 \text{ kJ/kg}$$

$$m = \rho V = 2750 \times 2 = 5500 \text{ kg} , \quad Q = mq = 5500 \times 97.9 = \mathbf{538\,450 \text{ kJ}}$$

To get the efficiency use the CARNOT as

$$\eta = 1 - T_o/T_H = 1 - 290/400 = \mathbf{0.275} \text{ at the beginning of process}$$

$$\eta = 1 - T_o/T_H = 1 - 290/290 = \mathbf{0.0} \text{ at the end of process}$$



7.62

A heat engine has a solar collector receiving 0.2 kW per square meter inside which a transfer media is heated to 450 K. The collected energy powers a heat engine which rejects heat at 40°C. If the heat engine should deliver 2.5 kW what is the minimum size (area) solar collector?


Solution:

$$T_H = 450 \text{ K} \quad T_L = 40^\circ\text{C} = 313.15 \text{ K}$$

$$\eta_{\text{HE}} = 1 - \frac{T_L}{T_H} = 1 - \frac{313.15}{450} = 0.304$$

$$\dot{W} = \eta \dot{Q}_H \Rightarrow \dot{Q}_H = \frac{\dot{W}}{\eta} = \frac{2.5}{0.304} = 8.224 \text{ kW}$$

$$\dot{Q}_H = 0.2 \text{ A} \Rightarrow A = \frac{\dot{Q}_H}{0.2} = 41 \text{ m}^2$$



7.63

Sixty kilograms per hour of water runs through a heat exchanger, entering as saturated liquid at 200 kPa and leaving as saturated vapor. The heat is supplied by a Carnot heat pump operating from a low-temperature reservoir at 16°C. Find the rate of work into the heat pump.

Solution:

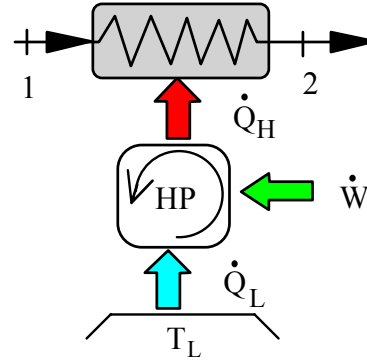
C.V. Heat exchanger

$$\dot{m}_1 = \dot{m}_2; \quad \dot{m}_1 h_1 + \dot{Q}_H = \dot{m}_1 h_2$$

$$\text{Table B.1.2: } h_1 = 504.7, \quad h_2 = 2706.7$$

$$T_H = T_{\text{sat}}(P) = 120.93 + 273.15 = 394.08$$

$$\dot{Q}_H = \frac{1}{60}(2706.7 - 504.7) = 36.7 \text{ kW}$$



Assume a Carnot heat pump.

$$\beta' = \dot{Q}_H / \dot{W} = T_H / (T_H - T_L) = 394.08 / 104.93 = 3.76$$

$$\dot{W} = \dot{Q}_H / \beta' = 36.7 / 3.76 = \mathbf{9.76 \text{ kW}}$$

7.64

A heat pump is driven by the work output of a heat engine as shown in figure P7.64. If we assume ideal devices find the ratio of the total power $\dot{Q}_{L1} + \dot{Q}_{H2}$ that heats the house to the power from the hot energy source \dot{Q}_{H1} in terms of the temperatures.

$$\begin{aligned} \beta_{HP} &= \dot{Q}_{H2} / \dot{W} = \dot{Q}_{H2} / (\dot{Q}_{H2} - \dot{Q}_{L2}) = \frac{T_{room}}{T_{room} - T_{amb}} \\ \dot{W} &= \eta_{HE} \cdot \dot{Q}_{H1} = \left(1 - \frac{T_{room}}{T_H}\right) \dot{Q}_{H1} \\ \dot{W} &= \dot{Q}_{H2} / \beta_{HP} = \frac{T_{room}}{T_{room} - T_{amb}} \dot{Q}_{H2} \\ \dot{Q}_{L1} &= \dot{Q}_{H1} - \dot{W} = \left[1 - 1 + \frac{T_{room}}{T_H}\right] \dot{Q}_{H1} \\ \frac{\dot{Q}_{H2} + \dot{Q}_{L1}}{\dot{Q}_{H1}} &= 1 - 1 + \frac{T_{room}}{T_H} + \frac{1 - \frac{T_{room}}{T_H}}{\frac{T_{room} - T_{amb}}{T_{room}}} \\ &= \frac{T_{room}}{T_H} + \frac{T_{room} - T_{room}^2 / T_H}{T_{room} - T_{amb}} \\ &= T_{room} \left[\frac{1}{T_H} + \frac{1 - \frac{T_{room}}{T_H}}{T_{room} - T_{amb}} \right] \\ &= \frac{T_{room}}{T_H} \left[1 + \frac{T_H - T_{room}}{T_{room} - T_{amb}} \right] \\ &= \frac{T_{room}}{T_H} \left[\frac{T_H - T_{amb}}{T_{room} - T_{amb}} \right] \end{aligned}$$

7.65

It is proposed to build a 1000-MW electric power plant with steam as the working fluid. The condensers are to be cooled with river water (see Fig. P7.65). The maximum steam temperature is 550°C, and the pressure in the condensers will be 10 kPa. Estimate the temperature rise of the river downstream from the power plant.

Solution:

$$\dot{W}_{\text{NET}} = 10^6 \text{ kW}, \quad T_{\text{H}} = 550^\circ\text{C} = 823.3 \text{ K}$$

$$P_{\text{COND}} = 10 \text{ kPa} \rightarrow T_{\text{L}} = T_{\text{G}} (P = 10 \text{ kPa}) = 45.8^\circ\text{C} = 319 \text{ K}$$


$$\eta_{\text{TH CARNOT}} = \frac{T_{\text{H}} - T_{\text{L}}}{T_{\text{H}}} = \frac{823.2 - 319}{823.2} = 0.6125$$

$$\Rightarrow \dot{Q}_{\text{L MIN}} = 10^6 \left(\frac{1 - 0.6125}{0.6125} \right) = 0.6327 \times 10^6 \text{ kW}$$

$$\text{But } \dot{m}_{\text{H}_2\text{O}} = \frac{60 \times 8 \times 10/60}{0.001} = 80\,000 \text{ kg/s} \text{ having an energy flow of}$$

$$\dot{Q}_{\text{L MIN}} = \dot{m}_{\text{H}_2\text{O}} \Delta h = \dot{m}_{\text{H}_2\text{O}} C_{\text{P LIQ H}_2\text{O}} \Delta T_{\text{H}_2\text{O MIN}}$$

$$\Rightarrow \Delta T_{\text{H}_2\text{O MIN}} = \frac{\dot{Q}_{\text{L MIN}}}{\dot{m}_{\text{H}_2\text{O}} C_{\text{P LIQ H}_2\text{O}}} = \frac{0.6327 \times 10^6}{80000 \times 4.184} = 1.9^\circ\text{C}$$



7.66

Two different fuels can be used in a heat engine operating between the fuel burning temperature and a low temperature of 350 K. Fuel A burns at 2200 K delivering 30 000 kJ/kg and costs \$1.50/kg. Fuel B burns at 1200 K, delivering 40 000 kJ/kg and costs \$1.30/kg. Which fuel will you buy and why?

Solution:

$$\text{Fuel A: } \eta_{\text{TH,A}} = 1 - \frac{T_L}{T_H} = 1 - \frac{350}{2200} = 0.84$$

$$W_A = \eta_{\text{TH,A}} \times Q_A = 0.84 \times 30\,000 = 25\,200 \text{ kJ/kg}$$

$$W_A/\$_A = 25\,200/1.5 = 16\,800 \text{ kJ/\$}$$

$$\text{Fuel B: } \eta_{\text{TH,B}} = 1 - \frac{T_L}{T_H} = 1 - \frac{350}{1200} = 0.708$$

$$W_B = \eta_{\text{TH,B}} \times Q_B = 0.708 \times 40\,000 = 28\,320 \text{ kJ/kg}$$

$$W_B/\$_B = 28\,320/1.3 = 21\,785 \text{ kJ/\$}$$

Select fuel B for more work per dollar though it has a lower thermal efficiency.

Finite ΔT Heat Transfer**7.67**

A refrigerator keeping 5°C inside is located in a 30°C room. It must have a high temperature ΔT above room temperature and a low temperature ΔT below the refrigerated space in the cycle to actually transfer the heat. For a ΔT of 0, 5 and 10°C respectively calculate the COP assuming a Carnot cycle.

Solution:

From the definition of COP and assuming Carnot cycle

$$\beta = \frac{Q_L}{W_{\text{IN}}} = \frac{T_L}{T_H - T_L} \quad \text{when } T\text{'s are absolute temperatures}$$

	ΔT	T_H $^{\circ}\text{C}$	T_H K	T_L $^{\circ}\text{C}$	T_L K	β
a	0	30	303	5	278	11.1
b	5	35	308	0	273	7.8
c	10	40	313	-5	268	5.96

Notice how the COP drops significantly with the increase in ΔT .

7.68

A refrigerator uses a power input of 2.5 kW to cool a 5°C space with the high temperature in the cycle as 50°C. The \dot{Q}_H is pushed to the ambient air at 35°C in a heat exchanger where the transfer coefficient is 50 W/m²K. Find the required minimum heat transfer area.

Solution:

$$\dot{W} = 2.5 \text{ kW} = \dot{Q}_H / \beta_{HP}$$

$$\dot{Q}_H = \dot{W} \times \beta_{HP} = 2.5 \times [323 / (50 - 5)] = 17.95 \text{ kW} = h A \Delta T$$

$$A = \frac{\dot{Q}_H}{h \Delta T} = \frac{17.95 \times 10^3}{50 \times 15} = \mathbf{23.9 \text{ m}^2}$$

7.69

A house is heated by a heat pump driven by an electric motor using the outside as the low-temperature reservoir. The house loses energy directly proportional to the temperature difference as $\dot{Q}_{\text{loss}} = K(T_H - T_L)$. Determine the minimum electric power to drive the heat pump as a function of the two temperatures.

Solution:

$$\text{Heat pump COP: } \beta' = \dot{Q}_H / \dot{W}_{\text{in}} \leq T_H / (T_H - T_L) ;$$

$$\text{Heat loss must be added: } \dot{Q}_H = \dot{Q}_{\text{loss}} = K(T_H - T_L)$$

Solve for required work and substitute in for β'

$$\dot{W}_{\text{in}} = \dot{Q}_H / \beta' \geq K(T_H - T_L) \times (T_H - T_L) / T_H$$

$$\dot{W}_{\text{in}} \geq K(T_H - T_L)^2 / T_H$$

7.70

A farmer runs a heat pump with a motor of 2 kW. It should keep a chicken hatchery at 30°C which loses energy at a rate of 0.5 kW per degree difference to the colder ambient. The heat pump has a coefficient of performance that is 50% of a Carnot heat pump. What is the minimum ambient temperature for which the heat pump is sufficient?

Solution:

C.V. Hatchery, steady state.

To have steady state at 30°C for the hatchery

$$\text{Energy Eq.: } \dot{Q}_H = \dot{Q}_{\text{Loss}} = \beta_{AC} \dot{W}$$

$$\text{Process Eq.: } \dot{Q}_{\text{Loss}} = 0.5 (T_H - T_{\text{amb}}); \quad \beta_{AC} = \frac{1}{2} \beta_{\text{CARNOT}}$$

COP for the reference Carnot heat pump

$$\beta_{\text{CARNOT}} = \frac{\dot{Q}_H}{\dot{W}} = \frac{\dot{Q}_H}{\dot{Q}_H - \dot{Q}_L} = \frac{T_H}{T_H - T_L} = \frac{T_H}{T_H - T_{\text{amb}}}$$

Substitute the process equations and this β_{CARNOT} into the energy Eq.

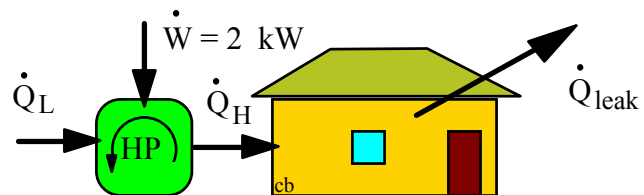
$$0.5 (T_H - T_{\text{amb}}) = \frac{1}{2} \frac{T_H}{T_H - T_{\text{amb}}} \dot{W}$$

$$(T_H - T_{\text{amb}})^2 = \frac{1}{2} T_H \dot{W} / 0.5 = T_H \dot{W} = (273 + 30) \times 2 = 606 \text{ K}^2$$

$$T_H - T_{\text{amb}} = 24.62 \text{ K}$$

$$T_{\text{amb}} = 30 - 24.62 = \mathbf{5.38^\circ\text{C}}$$

Comment: That of course is not a very low temperature and the size of the system is not adequate for most locations.



7.71

Consider a Carnot cycle heat engine operating in outer space. Heat can be rejected from this engine only by thermal radiation, which is proportional to the radiator area and the fourth power of absolute temperature, $Q_{\text{rad}} \sim KAT^4$. Show that for a given engine work output and given T_H , the radiator area will be minimum when the ratio $T_L/T_H = 3/4$.

Solution:

$$W_{\text{NET}} = Q_H \left(\frac{T_H - T_L}{T_H} \right) = Q_L \left(\frac{T_H - T_L}{T_L} \right); \quad \text{also } Q_L = KAT_L^4$$

$$\frac{W_{\text{NET}}}{KT_H^4} = \frac{AT_L^4}{T_H^4} \left(\frac{T_H}{T_L} - 1 \right) = A \left[\left(\frac{T_L}{T_H} \right)^3 - \left(\frac{T_L}{T_H} \right)^4 \right] = \text{const}$$


Differentiating,

$$dA \left[\left(\frac{T_L}{T_H} \right)^3 - \left(\frac{T_L}{T_H} \right)^4 \right] + A \left[3 \left(\frac{T_L}{T_H} \right)^2 - 4 \left(\frac{T_L}{T_H} \right)^3 \right] d \left(\frac{T_L}{T_H} \right) = 0$$

$$\frac{dA}{d(T_L/T_H)} = -A \left[3 \left(\frac{T_L}{T_H} \right)^2 - 4 \left(\frac{T_L}{T_H} \right)^3 \right] / \left[\left(\frac{T_L}{T_H} \right)^3 - \left(\frac{T_L}{T_H} \right)^4 \right] = 0$$

$$\frac{T_L}{T_H} = \frac{3}{4} \quad \text{for min. } A$$

Check that it is minimum and not maximum with the 2nd derivative > 0 .



7.72

A house is heated by an electric heat pump using the outside as the low-temperature reservoir. For several different winter outdoor temperatures, estimate the percent savings in electricity if the house is kept at 20°C instead of 24°C. Assume that the house is losing energy to the outside as in Eq. 7.17.

Solution:

$$\text{Heat Pump } \dot{Q}_{\text{loss}} \propto (T_H - T_L)$$

$$\text{Max Perf. } \frac{\dot{Q}_H}{\dot{W}_{\text{IN}}} = \frac{T_H}{T_H - T_L} = \frac{K(T_H - T_L)}{\dot{W}_{\text{IN}}}, \quad \dot{W}_{\text{IN}} = \frac{K(T_H - T_L)^2}{T_H}$$

$$\text{A: } T_{H_A} = 24^\circ\text{C} = 297.2 \text{ K} \quad \text{B: } T_{H_B} = 20^\circ\text{C} = 293.2 \text{ K}$$

$T_L, ^\circ\text{C}$	$\dot{W}_{\text{IN}_A}/\text{K}$	$\dot{W}_{\text{IN}_B}/\text{K}$	% saving
-20	6.514	5.457	16.2 %
-10	3.890	3.070	21.1 %
0	1.938	1.364	29.6 %
10	0.659	0.341	48.3 %

7.73

A house is cooled by an electric heat pump using the outside as the high-temperature reservoir. For several different summer outdoor temperatures, estimate the percent savings in electricity if the house is kept at 25°C instead of 20°C. Assume that the house is gaining energy from the outside directly proportional to the temperature difference as in Eq. 7.17.

Solution:

Air-conditioner (Refrigerator) $\dot{Q}_{\text{LEAK}} \propto (T_H - T_L)$

$$\text{Max Perf. } \frac{\dot{Q}_L}{\dot{W}_{\text{IN}}} = \frac{T_L}{T_H - T_L} = \frac{K(T_H - T_L)}{\dot{W}_{\text{IN}}}, \quad \dot{W}_{\text{IN}} = \frac{K(T_H - T_L)^2}{T_L}$$

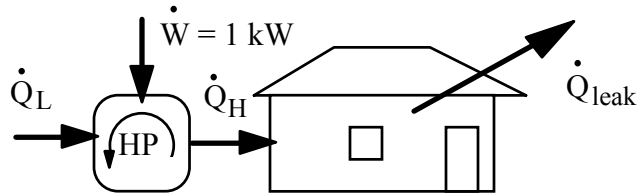
$$\text{A: } T_{L_A} = 20^\circ\text{C} = 293.2 \text{ K} \quad \text{B: } T_{L_B} = 25^\circ\text{C} = 298.2 \text{ K}$$

$T_H, ^\circ\text{C}$	$\dot{W}_{\text{IN}_A}/\text{K}$	$\dot{W}_{\text{IN}_B}/\text{K}$	% saving
45	2.132	1.341	37.1 %
40	1.364	0.755	44.6 %
35	0.767	0.335	56.3 %

7.74

A heat pump has a coefficient of performance that is 50% of the theoretical maximum. It maintains a house at 20°C , which leaks energy of 0.6 kW per degree temperature difference to the ambient. For a maximum of 1.0 kW power input find the minimum outside temperature for which the heat pump is a sufficient heat source.

Solution:



C.V. House. For constant 20°C the heat pump must provide $\dot{Q}_{\text{leak}} = 0.6 \Delta T$

$$\dot{Q}_H = \dot{Q}_{\text{leak}} = 0.6 (T_H - T_L) = \beta' \dot{W}$$

C.V. Heat pump. Definition of the coefficient of performance and the fact that the maximum is for a Carnot heat pump.

$$\beta' = \dot{Q}_H / \dot{W} = \dot{Q}_H / (\dot{Q}_H - \dot{Q}_L) = 0.5 \beta'_{\text{Carnot}} = 0.5 \times T_H / (T_H - T_L)$$

Substitute into the first equation to get

$$0.6 (T_H - T_L) = [0.5 \times T_H / (T_H - T_L)] 1 \quad \Rightarrow$$

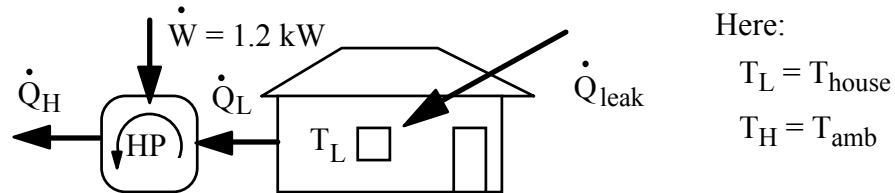
$$(T_H - T_L)^2 = (0.5 / 0.6) T_H \times 1 = 0.5 / 0.6 \times 293.15 = 244.29$$

$$T_H - T_L = 15.63 \quad \Rightarrow \quad T_L = 20 - 15.63 = \mathbf{4.4^\circ\text{C}}$$

7.75

An air conditioner cools a house at $T_L = 20^\circ\text{C}$ with a maximum of 1.2 kW power input. The house gains 0.6 kW per degree temperature difference to the ambient and the refrigeration COP is $\beta = 0.6 \beta_{\text{Carnot}}$. Find the maximum outside temperature, T_H , for which the air conditioner provides sufficient cooling.

Solution:



In this setup the low temperature space is the house and the high temperature space is the ambient. The heat pump must remove the gain or leak heat transfer to keep it at a constant temperature.

$$\dot{Q}_{\text{leak}} = 0.6 (T_{\text{amb}} - T_{\text{house}}) = \dot{Q}_L \quad \text{which must be removed by the heat pump.}$$

$$\beta = \dot{Q}_L / \dot{W} = 0.6 \beta_{\text{Carnot}} = 0.6 T_{\text{house}} / (T_{\text{amb}} - T_{\text{house}})$$

Substitute in for \dot{Q}_L and multiply with $(T_{\text{amb}} - T_{\text{house}})\dot{W}$:

$$0.6 (T_{\text{amb}} - T_{\text{house}})^2 = 0.6 T_{\text{house}} \dot{W}$$

Since $T_{\text{house}} = 293.15 \text{ K}$ and $\dot{W} = 1.2 \text{ kW}$ it follows

$$(T_{\text{amb}} - T_{\text{house}})^2 = T_{\text{house}} \dot{W} = 293.15 \times 1.2 = 351.78 \text{ K}^2$$

$$\text{Solving } \Rightarrow (T_{\text{amb}} - T_{\text{house}}) = 18.76 \quad \Rightarrow \quad T_{\text{amb}} = \mathbf{311.9 \text{ K} = 38.8^\circ\text{C}}$$

7.76

A Carnot heat engine, shown in Fig. P7.76, receives energy from a reservoir at T_{res} through a heat exchanger where the heat transferred is proportional to the temperature difference as $\dot{Q}_H = K(T_{res} - T_H)$. It rejects heat at a given low temperature T_L . To design the heat engine for maximum work output show that the high temperature, T_H , in the cycle should be selected as $T_H = \sqrt{T_{res} T_L}$

Solution:

$$W = \eta_{TH} Q_H = \frac{T_H - T_L}{T_H} \times K(T_{res} - T_H); \quad \text{maximize } W(T_H) \Rightarrow \frac{\delta W}{\delta T_H} = 0$$

$$\frac{\delta W}{\delta T_H} = K(T_{res} - T_H) T_L T_H^{-2} - K(1 - T_L/T_H) = 0$$

$$\Rightarrow T_H = \sqrt{T_{res} T_L}$$

Ideal Gas Carnot Cycles

7.77

Hydrogen gas is used in a Carnot cycle having an efficiency of 60% with a low temperature of 300 K. During the heat rejection the pressure changes from 90 kPa to 120 kPa. Find the high and low temperature heat transfer and the net cycle work per unit mass of hydrogen.

Solution:

As the efficiency is known, the high temperature is found as

$$\eta = 0.6 = 1 - \frac{T_L}{T_H} \quad \Rightarrow T_H = T_L / (1 - 0.6) = 750 \text{ K}$$

Now the volume ratio needed for the heat transfer, $T_3 = T_4 = T_L$, is

$$v_3 / v_4 = (RT_3 / P_3) / (RT_4 / P_4) = P_4 / P_3 = 120 / 90 = 1.333$$

so from Eq.7.9 we have with $R = 4.1243$ from Table A.5

$$q_L = RT_L \ln (v_3/v_4) = \mathbf{355.95 \text{ kJ/kg}}$$

Using the efficiency from Eq.7.4 then

$$q_H = q_L / (1 - 0.6) = \mathbf{889.9 \text{ kJ/kg}}$$

The net work equals the net heat transfer

$$w = q_H - q_L = \mathbf{533.9 \text{ kJ/kg}}$$

7.78

An ideal gas Carnot cycle with air in a piston cylinder has a high temperature of 1200 K and a heat rejection at 400 K. During the heat addition the volume triples. Find the two specific heat transfers (q) in the cycle and the overall cycle efficiency.

Solution:

The P-v diagram of the cycle is shown to the right.

From the integration along the process curves done in the main text we have Eq.7.7

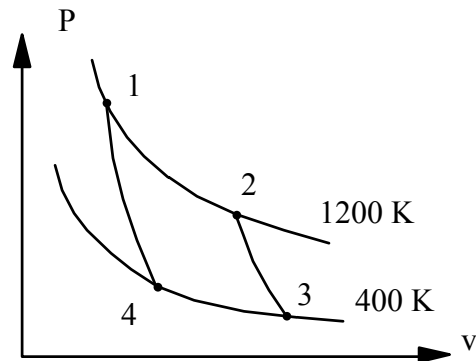
$$\begin{aligned} q_H &= R T_H \ln(v_2/v_1) \\ &= 0.287 \times 1200 \ln(3) \\ &= \mathbf{378.4 \text{ kJ/kg}} \end{aligned}$$

Since it is a Carnot cycle the knowledge of the temperatures gives the cycle efficiency as

$$\eta_{\text{TH}} = \eta_{\text{TH}} = 1 - \frac{T_L}{T_H} = 1 - \frac{400}{1200} = \mathbf{0.667}$$

from which we can get the other heat transfer from Eq.7.4

$$q_L = q_H T_L / T_H = 378.4 \cdot 400 / 1200 = \mathbf{126.1 \text{ kJ/kg}}$$



7.79

Air in a piston/cylinder goes through a Carnot cycle with the P-v diagram shown in Fig. 7.24. The high and low temperatures are 600 K and 300 K respectively. The heat added at the high temperature is 250 kJ/kg and the lowest pressure in the cycle is 75 kPa. Find the specific volume and pressure after heat rejection and the net work per unit mass.

Solution:

$$q_H = 250 \text{ kJ/kg}, \quad T_H = 600 \text{ K}, \quad T_L = 300 \text{ K}, \quad P_3 = 75 \text{ kPa}$$

The states as shown in figure 7.21

$$1: 600 \text{ K}, \quad 2: 600 \text{ K}, \quad 3: 75 \text{ kPa}, 300 \text{ K} \quad 4: 300 \text{ K}$$

Since this is a Carnot cycle and we know the temperatures the efficiency is

$$\eta = 1 - \frac{T_L}{T_H} = 1 - \frac{300}{600} = 0.5$$

and the net work becomes

$$\begin{aligned} w_{\text{NET}} &= \eta q_H = 0.5 \times 250 \\ &= \mathbf{125 \text{ kJ/kg}} \end{aligned}$$

The heat rejected is

$$q_L = q_H - w_{\text{NET}} = 125 \text{ kJ/kg}$$

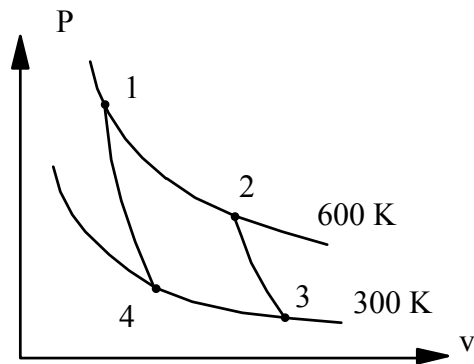
After heat rejection is state 4. From equation 7.9

$$3 \rightarrow 4 \text{ Eq. 7.9 :} \quad q_L = RT_L \ln(v_3/v_4)$$

$$v_3 = RT_3 / P_3 = 0.287 \times 300 / 75 = 1.148 \text{ m}^3/\text{kg}$$

$$v_4 = v_3 \exp(-q_L/RT_L) = 1.148 \exp(-125/0.287 \times 300) = \mathbf{0.2688 \text{ m}^3/\text{kg}}$$

$$P_4 = RT_4 / v_4 = 0.287 \times 300 / 0.2688 = \mathbf{320 \text{ kPa}}$$



Review Problems

7.80

A car engine operates with a thermal efficiency of 35%. Assume the air-conditioner has a coefficient of performance of $\beta = 3$ working as a refrigerator cooling the inside using engine shaft work to drive it. How much fuel energy should be spend extra to remove 1 kJ from the inside?

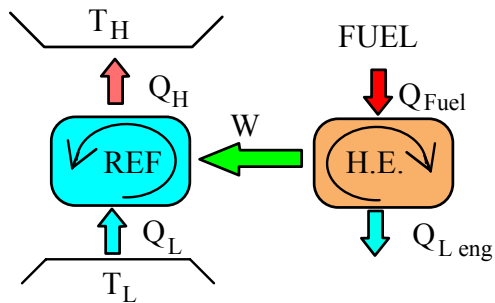
Solution:

$$\text{Car engine:} \quad W = \eta_{\text{eng}} Q_{\text{fuel}}$$

$$\text{Air conditioner:} \quad \beta = \frac{Q_L}{W}$$

$$W = \eta_{\text{eng}} Q_{\text{fuel}} = \frac{Q_L}{\beta}$$

$$Q_{\text{fuel}} = Q_L / (\eta_{\text{eng}} \beta) = \frac{1}{0.35 \times 3} = \mathbf{0.952 \text{ kJ}}$$



7.81

An air-conditioner with a power input of 1.2 kW is working as a refrigerator ($\beta = 3$) or as a heat pump ($\beta' = 4$). It maintains an office at 20°C year round which exchanges 0.5 kW per degree temperature difference with the atmosphere. Find the maximum and minimum outside temperature for which this unit is sufficient.

Solution:

Analyze the unit in heat pump mode

Replacement heat transfer equals the loss: $\dot{Q} = 0.5 (T_H - T_{\text{amb}})$

$$\dot{W} = \frac{\dot{Q}_H}{\beta'} = 0.5 \frac{T_H - T_{\text{amb}}}{4}$$

$$T_H - T_{\text{amb}} = 4 \frac{\dot{W}}{0.5} = 9.6 \text{ K}$$

Heat pump mode: Minimum $T_{\text{amb}} = 20 - 9.6 = \mathbf{10.4} \text{ }^\circ\text{C}$

The unit as a refrigerator must cool with rate: $\dot{Q} = 0.5 (T_{\text{amb}} - T_{\text{house}})$

$$\dot{W} = \frac{\dot{Q}_L}{\beta} = 0.5 (T_{\text{amb}} - T_{\text{house}}) / 3$$

$$T_{\text{amb}} - T_{\text{house}} = 3 \frac{\dot{W}}{0.5} = 7.2 \text{ K}$$

Refrigerator mode: Maximum $T_{\text{amb}} = 20 + 7.2 = \mathbf{27.2} \text{ }^\circ\text{C}$

7.82

A rigid insulated container has two rooms separated by a membrane. Room A contains 1 kg air at 200°C and room B has 1.5 kg air at 20°C, both rooms at 100 kPa. Consider two different cases

- 1) Heat transfer between A and B creates a final uniform T.
- 2) The membrane breaks and the air comes to a uniform state.

For both cases find the final temperature. Are the two processes reversible and different? Explain.

Solution:

C.V. Total A+B

$$1) \quad \text{Energy Eq.:} \quad U_2 - U_1 = {}_1Q_2 - {}_1W_2 = 0 - 0 = 0$$

$$U_2 - U_1 = 0 = m_A (U_2 - U_1)_A + m_B (U_2 - U_1)_B \\ \cong m_A C_v (T_2 - T_{A1}) + m_B C_v (T_2 - T_{B1})$$

$$\Rightarrow T_2 = \frac{m_A}{m_A + m_B} T_{A1} + \frac{m_B}{m_A + m_B} T_{B1} = \frac{1}{2.5} \times 200 + \frac{1.5}{2.5} \times 20 \\ = 92^\circ\text{C}$$

$$P_{A2} = P_{A1} \times T_2 / T_{A1} = 100 \times (273 + 92) / 473 = 77.2 \text{ kPa}$$

$$P_{B2} = P_{B1} \times T_2 / T_{B1} = 100 \times (273 + 92) / 293 = 124.6 \text{ kPa}$$

2) Same energy eq. Since ideal gas $u(T)$ same $T_2 = 92^\circ\text{C}$, but now also same P_2

$$P_2 = mRT_2 / V_1; \quad V_1 = V_A + V_B$$

$$V_1 = m_{A1}RT_{A1} / P_1 + m_{B1}RT_{B1} / P_1$$

$$P_2 = (m_2RT_2 / (m_{A1}RT_{A1} / P_1 + m_{B1}RT_{B1} / P_1))$$

$$= P_1 (m_2T_2 / (m_{A1}T_{A1} + m_{B1}T_{B1})) = 100 \frac{2.5 (273 + 92)}{1 \times 473 + 1.5 \times 293}$$

$$= 100 \text{ kPa}$$

Both cases irreversible 1) Q over a finite ΔT and in 2) mixing of 2 different states (internal u redistribution)

(Case 2) is more irreversible as the final state in 1 could drive a turbine between the two different pressures until equal.

7.83

At certain locations geothermal energy in underground water is available and used as the energy source for a power plant. Consider a supply of saturated liquid water at 150°C. What is the maximum possible thermal efficiency of a cyclic heat engine using this source of energy with the ambient at 20°C? Would it be better to locate a source of saturated vapor at 150°C than use the saturated liquid at 150°C?

Solution:

$$T_{\text{MAX}} = 150^\circ\text{C} = 423.2 \text{ K} = T_{\text{H}}; \quad T_{\text{Min}} = 20^\circ\text{C} = 293.2 \text{ K} = T_{\text{L}}$$

$$\eta_{\text{TH MAX}} = \frac{T_{\text{H}} - T_{\text{L}}}{T_{\text{H}}} = \frac{130}{423.2} = \mathbf{0.307}$$

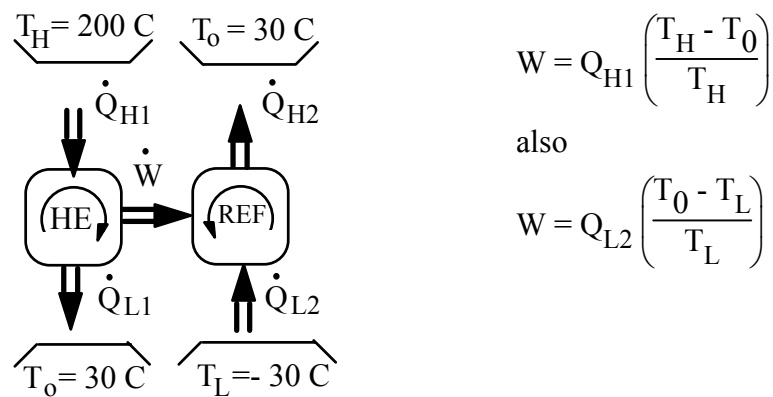
Yes. Saturated vapor source at 150°C would remain at 150°C as it condenses to liquid, providing a large energy supply at that temperature.

7.84

We wish to produce refrigeration at -30°C . A reservoir, shown in Fig. P7.84, is available at 200°C and the ambient temperature is 30°C . Thus, work can be done by a cyclic heat engine operating between the 200°C reservoir and the ambient. This work is used to drive the refrigerator. Determine the ratio of the heat transferred from the 200°C reservoir to the heat transferred from the -30°C reservoir, assuming all processes are reversible.

Solution:

Equate the work from the heat engine to the refrigerator.



$$W = Q_{H1} \left(\frac{T_H - T_0}{T_H} \right)$$

also

$$W = Q_{L2} \left(\frac{T_0 - T_L}{T_L} \right)$$

$$\frac{Q_{H1}}{Q_{L2}} = \left(\frac{T_0 - T_L}{T_L} \right) \left(\frac{T_H}{T_H - T_0} \right) = \left(\frac{60}{243.2} \right) \left(\frac{473.2}{170} \right) = \mathbf{0.687}$$

7.85

A 4L jug of milk at 25°C is placed in your refrigerator where it is cooled down to 5°C. The high temperature in the Carnot refrigeration cycle is 45°C and the properties of milk are the same as for liquid water. Find the amount of energy that must be removed from the milk and the additional work needed to drive the refrigerator.

Solution:

C.V milk + out to the 5 °C refrigerator space

$$\text{Energy Eq.:} \quad m(u_2 - u_1) = {}_1Q_2 - {}_1W_2$$

$$\text{Process : } P = \text{constant} = 1 \text{ atm} \Rightarrow {}_1W_2 = Pm (v_2 - v_1)$$

State 1: Table B.1.1, $v_1 \cong v_f = 0.001003 \text{ m}^3/\text{kg}$, $h_1 \cong h_f = 104.87 \text{ kJ/kg}$

$$m_2 = m_1 = V_1/v_1 = 0.004 / 0.001003 = \mathbf{3.988 \text{ kg}}$$

State 2: Table B.1.1, $h_2 \cong h_f = 20.98 \text{ kJ/kg}$

$${}_1Q_2 = m(u_2 - u_1) + {}_1W_2 = m(u_2 - u_1) + Pm (v_2 - v_1) = m(h_2 - h_1)$$

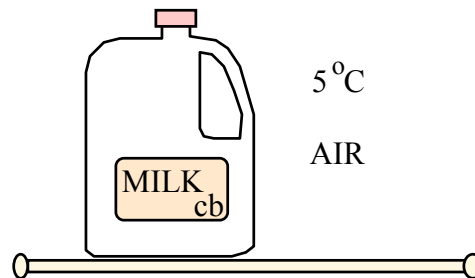
$${}_1Q_2 = 3.998 (20.98 - 104.87) = -3.988 \times 83.89 = \mathbf{-334.55 \text{ kJ}}$$

C.V. Refrigeration cycle $T_L = 5 \text{ }^\circ\text{C}$; $T_H = 45 \text{ }^\circ\text{C}$, assume Carnot

$$\text{Ideal : } \beta = Q_L / W = Q_L / (Q_H - Q_L) = T_L / (T_H - T_L)$$

$$= 278.15 / 40 = \mathbf{6.954}$$

$$W = Q_L / \beta = 334.55 / 6.954 = \mathbf{48.1 \text{ kJ}}$$



7.86

A combination of a heat engine driving a heat pump (see Fig. P7.86) takes waste energy at 50°C as a source \dot{Q}_{w1} to the heat engine rejecting heat at 30°C. The remainder \dot{Q}_{w2} goes into the heat pump that delivers a \dot{Q}_H at 150°C. If the total waste energy is 5 MW find the rate of energy delivered at the high temperature.

Solution:

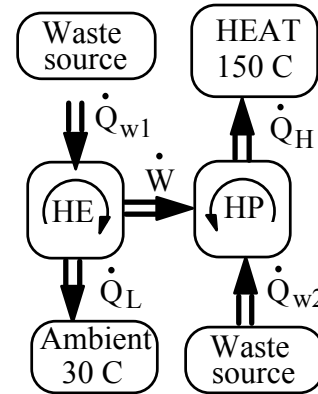
Waste supply: $\dot{Q}_{w1} + \dot{Q}_{w2} = 5 \text{ MW}$

Heat Engine:

$$\dot{W} = \eta \dot{Q}_{w1} = (1 - T_{L1} / T_{H1}) \dot{Q}_{w1}$$

Heat pump:

$$\begin{aligned} \dot{W} &= \dot{Q}_H / \beta_{HP} = \dot{Q}_{w2} / \beta' \\ &= \dot{Q}_{w2} / [T_{H1} / (T_H - T_{H1})] \end{aligned}$$



Equate the two work terms:

$$(1 - T_{L1} / T_{H1}) \dot{Q}_{w1} = \dot{Q}_{w2} \times (T_H - T_{H1}) / T_{H1}$$

Substitute $\dot{Q}_{w1} = 5 \text{ MW} - \dot{Q}_{w2}$

$$(1 - 303.15/323.15)(5 - \dot{Q}_{w2}) = \dot{Q}_{w2} \times (150 - 50) / 323.15$$

$$20 (5 - \dot{Q}_{w2}) = \dot{Q}_{w2} \times 100 \Rightarrow \dot{Q}_{w2} = 0.8333 \text{ MW}$$

$$\dot{Q}_{w1} = 5 - 0.8333 = 4.1667 \text{ MW}$$

$$\dot{W} = \eta \dot{Q}_{w1} = 0.06189 \times 4.1667 = 0.258 \text{ MW}$$

$$\dot{Q}_H = \dot{Q}_{w2} + \dot{W} = \mathbf{1.09 \text{ MW}}$$

(For the heat pump $\beta' = 423.15 / 100 = 4.23$)

7.87

Air in a rigid 1 m³ box is at 300 K, 200 kPa. It is heated to 600 K by heat transfer from a reversible heat pump that receives energy from the ambient at 300 K besides the work input. Use constant specific heat at 300 K. Since the coefficient of performance changes write $dQ = m_{\text{air}} C_v dT$ and find dW . Integrate dW with temperature to find the required heat pump work.

Solution:

$$\text{COP:} \quad \beta' = \frac{Q_H}{W} = \frac{Q_H}{Q_H - Q_L} \cong \frac{T_H}{T_H - T_L}$$

$$m_{\text{air}} = P_1 V_1 / RT_1 = 200 \times 1 / 0.287 \times 300 = 2.322 \text{ kg}$$

$$dQ_H = m_{\text{air}} C_v dT_H = \beta' dW \cong \frac{T_H}{T_H - T_L} dW$$

$$\Rightarrow dW = m_{\text{air}} C_v \left[\frac{T_H}{T_H - T_L} \right] dT_H$$

$${}_1W_2 = \int m_{\text{air}} C_v \left(1 - \frac{T_L}{T} \right) dT = m_{\text{air}} C_v \int \left(1 - \frac{T_L}{T} \right) dT$$

$$= m_{\text{air}} C_v \left[T_2 - T_1 - T_L \ln \frac{T_2}{T_1} \right]$$

$$= 2.322 \times 0.717 \left[600 - 300 - 300 \ln \frac{600}{300} \right] = \mathbf{153.1 \text{ kJ}}$$

7.88

Consider the rock bed thermal storage in Problem 7.61. Use the specific heat so you can write dQ_H in terms of dT_{rock} and find the expression for dW out of the heat engine. Integrate this expression over temperature and find the total heat engine work output.

Solution:

The rock provides the heat Q_H

$$dQ_H = -dU_{\text{rock}} = -mC dT_{\text{rock}}$$

$$dW = \eta dQ_H = - (1 - T_o / T_{\text{rock}}) mC dT_{\text{rock}}$$

$$m = \rho V = 2750 \times 2 = 5500 \text{ kg}$$

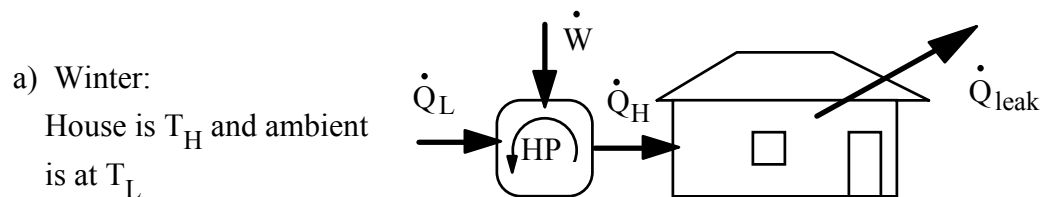
$$\begin{aligned} {}_1W_2 &= \int - (1 - T_o / T_{\text{rock}}) mC dT_{\text{rock}} = - mC [T_2 - T_1 - T_o \ln \frac{T_2}{T_1}] \\ &= - 5500 \times 0.89 [290 - 400 - 290 \ln \frac{290}{400}] = \mathbf{81\ 945\ kJ} \end{aligned}$$

7.89

A heat pump heats a house in the winter and then reverses to cool it in the summer. The interior temperature should be 20°C in the winter and 25°C in the summer. Heat transfer through the walls and ceilings is estimated to be 2400 kJ per hour per degree temperature difference between the inside and outside.

- a. If the winter outside temperature is 0°C , what is the minimum power required to drive the heat pump?
 b. For the same power as in part (a), what is the maximum outside summer temperature for which the house can be maintained at 25°C ?

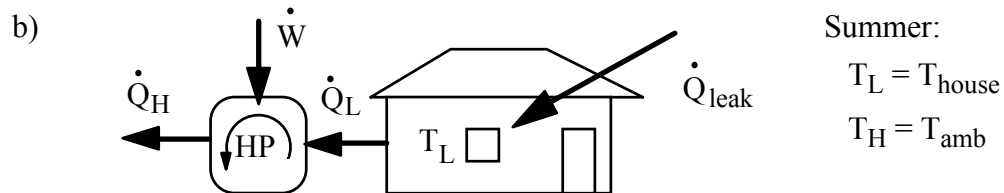
Solution:



$$T_H = 20^\circ\text{C} = 293.2\text{ K}, \quad T_L = 0^\circ\text{C} = 273.2\text{ K} \quad \text{and} \quad \dot{Q}_H = 2400(20 - 0)\text{ kJ/h}$$

$$\beta' = \frac{\dot{Q}_H}{\dot{W}_{\text{IN}}} = \frac{2400(20 - 0)}{\dot{W}_{\text{IN}}} = \frac{T_H}{T_H - T_L} = \frac{293.2}{20}$$

$$\Rightarrow \dot{W}_{\text{IN}} = 3275\text{ kJ/h} = \mathbf{0.91\text{ kW}} \quad (\text{For Carnot cycle})$$



$$T_L = 25^\circ\text{C} = 298.2\text{ K}, \quad \dot{W}_{\text{IN}} = 3275\text{ kJ/h} \quad \text{and} \quad \dot{Q}_L = 2400(T_H - 298.2)\text{ kJ/h}$$

$$\beta = \frac{\dot{Q}_L}{\dot{W}_{\text{IN}}} = \frac{2400(T_H - 298.2)}{3275} = \frac{T_L}{T_H - T_L} = \frac{298.2}{T_H - 298.2}$$

$$\text{or, } (T_H - 298.2)^2 = \frac{298.2 \times 3275}{2400} = 406.92$$

$$T_H = 318.4\text{ K} = \mathbf{45.2^\circ\text{C}}$$

7.90

A furnace, shown in Fig. P7.90, can deliver heat, Q_{H1} at T_{H1} and it is proposed to use this to drive a heat engine with a rejection at T_{atm} instead of direct room heating. The heat engine drives a heat pump that delivers Q_{H2} at T_{room} using the atmosphere as the cold reservoir. Find the ratio Q_{H2}/Q_{H1} as a function of the temperatures. Is this a better set-up than direct room heating from the furnace?

Solution:

$$\text{C.V.: Heat Eng.: } \dot{W}_{HE} = \eta \dot{Q}_{H1} \quad \text{where } \eta = 1 - T_{atm}/T_{H1}$$

$$\text{C.V.: Heat Pump: } \dot{W}_{HP} = \dot{Q}_{H2}/\beta' \quad \text{where } \beta' = T_{rm}/(T_{rm} - T_{atm})$$

Work from heat engine goes into heat pump so we have

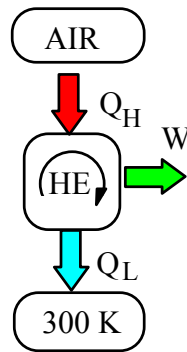
$$\dot{Q}_{H2} = \beta' \dot{W}_{HP} = \beta' \eta \dot{Q}_{H1}$$

and we may substitute T's for β' , η . If furnace is used directly $\dot{Q}_{H2} = \dot{Q}_{H1}$, so if $\beta'\eta > 1$ this proposed setup is better. Is it? For $T_{H1} > T_{atm}$ formula shows that it is good for Carnot cycles. In actual devices it depends whether $\beta'\eta > 1$ is obtained.

7.91

A 10-m³ tank of air at 500 kPa, 600 K acts as the high-temperature reservoir for a Carnot heat engine that rejects heat at 300 K. A temperature difference of 25°C between the air tank and the Carnot cycle high temperature is needed to transfer the heat. The heat engine runs until the air temperature has dropped to 400 K and then stops. Assume constant specific heat capacities for air and find how much work is given out by the heat engine.

Solution:



$$T_H = T_{\text{air}} - 25^\circ\text{C} \quad T_L = 300 \text{ K}$$

$$m_{\text{air}} = \frac{P_1 V}{RT_1} = \frac{500 \times 10}{0.287 \times 600} = 29.04 \text{ kg}$$

$$dW = \eta dQ_H = \left(1 - \frac{T_L}{T_{\text{air}} - 25}\right) dQ_H$$

$$dQ_H = -m_{\text{air}} du = -m_{\text{air}} C_v dT_{\text{air}}$$

$$W = \int dW = -m_{\text{air}} C_v \int \left[1 - \frac{T_L}{T_a - 25}\right] dT_a = -m_{\text{air}} C_v \left[T_{a2} - T_{a1} - T_L \ln \frac{T_{a2} - 25}{T_{a1} - 25} \right]$$

$$= -29.04 \times 0.717 \times \left[400 - 600 - 300 \ln \frac{375}{575} \right] = \mathbf{1494.3 \text{ kJ}}$$

**SOLUTION MANUAL
ENGLISH UNIT PROBLEMS
CHAPTER 7**

SONNTAG • BORGNAKKE • VAN WYLEN



FUNDAMENTALS
of
Thermodynamics
Sixth Edition

CHAPTER 7

SUBSECTION	PROB NO.
Concept-Study Guide Problems	92-96
Heat Engines and Refrigerators	97-100
Carnot Cycles and Absolute Temperature	101-110
Finite ΔT Heat Transfer	111-114
Review Problems	115-117
Ideal Gas Carnot Cycles	118

This problem set compared to the fifth edition chapter 7 set and the current chapter 7 SI problem set.

New	5th	SI	New	5th	SI	New	5th	SI
92	new	2	101	55	40	110	70	63
93	new	3	102	56	44	111	59	80
94	new	5	103	58	47	112	61	75
95	new	7	104	60	48	113	66	73
96	new	15	105	63	51	114	62	61
97	54	20	106	64	60	115	67	84
98	new	22	107	65	72	116	71	87
99	new	30	108	68	-	117	72	91
100	57	26	109	69	62	118	73	79mod

Concept Problems


7.92E

A gasoline engine produces 20 hp using 35 Btu/s of heat transfer from burning fuel. What is its thermal efficiency and how much power is rejected to the ambient?

Conversion Table A.1: $20 \text{ hp} = 20 \times 2544.4/3600 \text{ Btu/s} = 14.14 \text{ Btu/s}$

Efficiency: $\eta_{\text{TH}} = \dot{W}_{\text{out}}/\dot{Q}_{\text{H}} = \frac{14.14}{35} = \mathbf{0.40}$

Energy equation: $\dot{Q}_{\text{L}} = \dot{Q}_{\text{H}} - \dot{W}_{\text{out}} = 35 - 14.14 = \mathbf{20.9 \text{ Btu/s}}$



7.93E

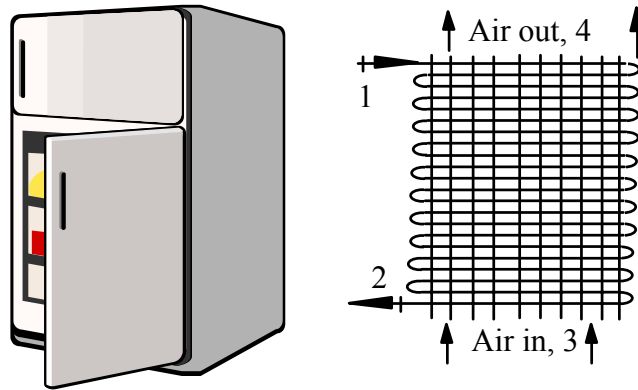
A refrigerator removes 1.5 Btu from the cold space using 1 Btu work input. How much energy goes into the kitchen and what is its coefficient of performance?

C.V. Refrigerator. The energy Q_H goes into the kitchen air.

$$\text{Energy Eq.:} \quad Q_H = W + Q_L = 1 + 1.5 = \mathbf{2.5 \text{ btu}}$$

$$\text{COP:} \quad \beta = \frac{Q_L}{W} = 1.5 / 1 = \mathbf{1.5}$$

The back side of the refrigerator has a black grille that heats the kitchen air. Other models have that at the bottom with a fan to drive the air over it.



7.94E

A window air-conditioner unit is placed on a laboratory bench and tested in cooling mode using 0.75 Btu/s of electric power with a COP of 1.75. What is the cooling power capacity and what is the net effect on the laboratory?

$$\text{Definition of COP:} \quad \beta = \dot{Q}_L / \dot{W}$$

$$\text{Cooling capacity:} \quad \dot{Q}_L = \beta \dot{W} = 1.75 \times 0.75 = \mathbf{1.313 \text{ Btu/s}}$$

For steady state operation the \dot{Q}_L comes from the laboratory and \dot{Q}_H goes to the laboratory giving a net to the lab of $\dot{W} = \dot{Q}_H - \dot{Q}_L = 0.75 \text{ Btu/s}$, that is heating it.

7.95E

A car engine takes atmospheric air in at 70 F, no fuel, and exhausts the air at 0 F producing work in the process. What do the first and the second laws say about that?

$$\text{Energy Eq.:} \quad W = Q_H - Q_L = \text{change in energy of air.} \quad \mathbf{OK}$$

2nd law: Exchange energy with only one reservoir. **NOT OK.**

This is a violation of the statement of Kelvin-Planck.

Remark: You cannot create and maintain your own energy reservoir.

7.96E

A large stationary diesel engine produces 20 000 hp with a thermal efficiency of 40%. The exhaust gas, which we assume is air, flows out at 1400 R and the intake is 520 R. How large a mass flow rate is that if that accounts for half the \dot{Q}_L ? Can the exhaust flow energy be used?

$$\text{Power} \quad 20\,000 \text{ hp} = 20\,000 \times 2544.4 / 3600 = 14\,136 \text{ Btu/s}$$

$$\text{Heat engine:} \quad \dot{Q}_H = \dot{W}_{\text{out}} / \eta_{\text{TH}} = \frac{14\,136}{0.4} = 35\,339 \text{ Btu/s}$$

$$\text{Energy equation:} \quad \dot{Q}_L = \dot{Q}_H - \dot{W}_{\text{out}} = 35\,339 - 14\,136 = 21\,203 \text{ Btu/s}$$

$$\text{Exhaust flow:} \quad \frac{1}{2} \dot{Q}_L = \dot{m}_{\text{air}} (h_{1400} - h_{520})$$

$$\dot{m}_{\text{air}} = \frac{1}{2} \frac{\dot{Q}_L}{h_{1400} - h_{520}} = \frac{1}{2} \frac{21\,203}{343.02 - 124.38} = \mathbf{48.49 \text{ lbm/s}}$$

Heat Engines and Refrigerators**7.97E**

Calculate the thermal efficiency of the steam power plant cycle described in Problem 6.167.

Solution:

From solution to problem 6.167, 168

$$\dot{W}_{\text{NET}} = 33\,000 - 400 = 32\,600 \text{ hp} = 8.3 \times 10^7 \text{ Btu/h}$$

$$\dot{Q}_{\text{H,tot}} = \dot{Q}_{\text{econ}} + \dot{Q}_{\text{gen}}$$

$$= 4.75 \times 10^7 + 2.291 \times 10^8 = 2.766 \times 10^8 \text{ Btu/h;}$$

$$\eta = \frac{\dot{W}}{\dot{Q}_{\text{H}}} = \frac{8.3 \times 10^7}{2.766 \times 10^8} = \mathbf{0.30}$$

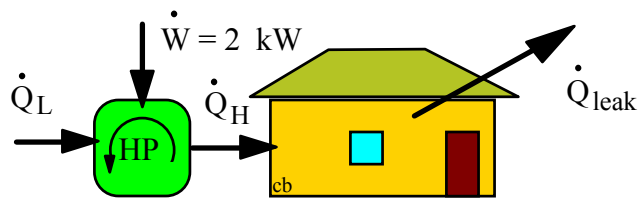
7.98E

A farmer runs a heat pump with a 2 kW motor. It should keep a chicken hatchery at 90 F, which loses energy at a rate of 10 Btu/s to the colder ambient T_{amb} . What is the minimum coefficient of performance that will be acceptable for the heat pump?

Power input: $\dot{W} = 2 \text{ kW} = 2 \times 2544.4 / 3600 = 1.414 \text{ Btu/s}$

Energy Eq. for hatchery: $\dot{Q}_H = \dot{Q}_{\text{Loss}} = 10 \text{ Btu/s}$

Definition of COP: $\beta = \text{COP} = \frac{\dot{Q}_H}{\dot{W}} = \frac{10}{1.414} = 7.07$



7.99E

Calculate the amount of work input a refrigerator needs to make ice cubes out of a tray of 0.5 lbm liquid water at 50 F. Assume the refrigerator has $\beta = 3.5$ and a motor-compressor of 750 W. How much time does it take if this is the only cooling load?

Solution:

C.V. Water in tray. We neglect tray mass.

$$\text{Energy Eq.: } m(u_2 - u_1) = {}_1Q_2 - {}_1W_2$$

$$\text{Process : } P = \text{constant} = P_o$$

$${}_1W_2 = \int P dV = P_o m(v_2 - v_1)$$

$${}_1Q_2 = m(u_2 - u_1) + {}_1W_2 = m(h_2 - h_1)$$

$$\text{Tbl. F.7.1 : } h_1 = 18.05 \text{ btu/lbm, Tbl. F.7.4 : } h_2 = -143.34 \text{ kJ/kg}$$

$${}_1Q_2 = 0.5(-143.34 - 18.05) = -80.695 \text{ Btu}$$

Consider now refrigerator

$$\beta = Q_L/W$$

$$W = Q_L/\beta = -{}_1Q_2/\beta = 80.695/3.5 = \mathbf{23.06 \text{ Btu}}$$

For the motor to transfer that amount of energy the time is found as

$$W = \int \dot{W} dt = \dot{W} \Delta t$$

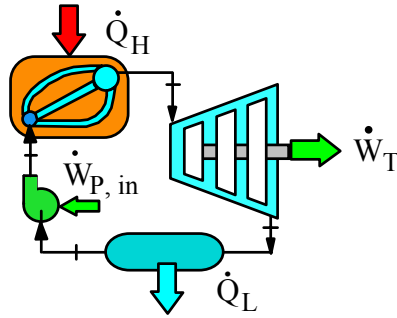
$$\Delta t = W/\dot{W} = (23.06 \times 1055)/750 = \mathbf{32.4 \text{ s}}$$

Comment: We neglected a baseload of the refrigerator so not all the 750 W are available to make ice, also our coefficient of performance is very optimistic and finally the heat transfer is a transient process. All this means that it will take much more time to make ice-cubes.

7.100E

In a steam power plant 1000 Btu/s is added at 1200 F in the boiler, 580 Btu/s is taken out at 100 F in the condenser and the pump work is 20 Btu/s. Find the plant thermal efficiency. Assume the same pump work and heat transfer to the boiler as given, how much turbine power could be produced if the plant were running in a Carnot cycle?

Solution:



CV. Total plant:

Energy Eq.:

$$\dot{Q}_H + \dot{W}_{P,in} = \dot{W}_T + \dot{Q}_L$$

$$\dot{W}_T = 1000 + 20 - 580 = 440 \text{ Btu/s}$$

$$\eta_{TH} = \frac{\dot{W}_T - \dot{W}_{P,in}}{\dot{Q}_H} = \frac{420}{1000} = \mathbf{0.42}$$

$$\eta_{\text{carnot}} = \dot{W}_{\text{net}} / \dot{Q}_H = 1 - T_L / T_H = 1 - \frac{100 + 459.67}{1200 + 459.67} = 0.663$$

$$\dot{W}_T - \dot{W}_{P,in} = \eta_{\text{carnot}} \dot{Q}_H = 663 \text{ Btu/s} \Rightarrow \dot{W}_T = \mathbf{683 \frac{Btu}{s}}$$

Carnot Cycles and Absolute T**7.101E**

Calculate the thermal efficiency of a Carnot-cycle heat engine operating between reservoirs at 920 F and 110 F. Compare the result with that of Problem 7.97.

Solution:

$$T_H = 920 \text{ F}, \quad T_L = 110 \text{ F}$$

$$\eta_{\text{Carnot}} = 1 - \frac{T_L}{T_H} = 1 - \frac{110 + 459.67}{920 + 459.67} = \mathbf{0.587} \quad (\text{about twice 7.97: 0.3})$$

7.102E

A car engine burns 10 lbm of fuel (equivalent to addition of Q_H) at 2600 R and rejects energy to the radiator and the exhaust at an average temperature of 1300 R. If the fuel provides 17 200 Btu/lbm what is the maximum amount of work the engine can provide?

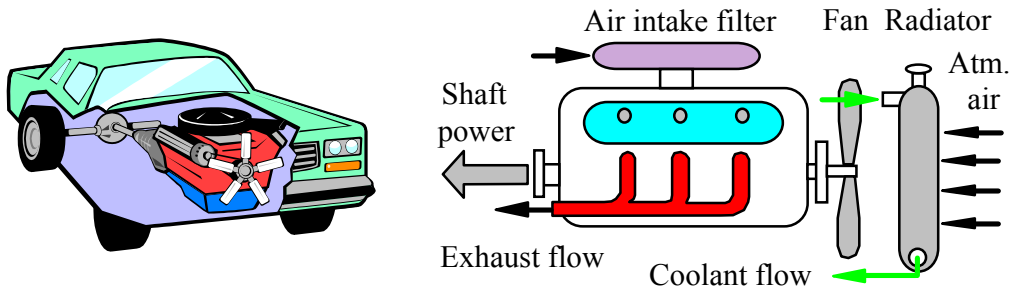
Solution:

$$\text{A heat engine } Q_H = m q_{\text{fuel}} = 10 \times 17200 = 170\,200 \text{ Btu}$$

Assume a Carnot efficiency (maximum theoretical work)

$$\eta = 1 - \frac{T_L}{T_H} = 1 - \frac{1300}{2600} = 0.5$$

$$W = \eta Q_H = 0.5 \times 170\,200 = \mathbf{85\,100 \text{ Btu}}$$



7.103E

An air-conditioner provides 1 lbm/s of air at 60 F cooled from outside atmospheric air at 95 F. Estimate the amount of power needed to operate the air-conditioner. Clearly state all assumptions made.

Solution:

Consider the cooling of air which needs a heat transfer as

$$\dot{Q}_{\text{air}} = \dot{m} \Delta h \cong \dot{m} C_p \Delta T = 1 \times 0.24 \times (95 - 60) = 8.4 \text{ Btu/s}$$

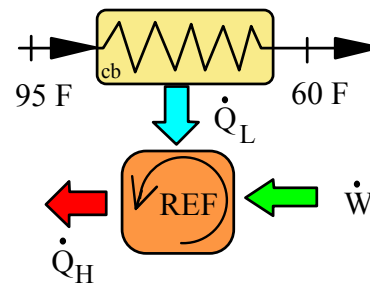
Assume Carnot cycle refrigerator

$$\beta = \frac{\dot{Q}_L}{\dot{W}} = \dot{Q}_L / (\dot{Q}_H - \dot{Q}_L) \cong \frac{T_L}{T_H - T_L} = \frac{60 + 459.67}{95 - 60} = 14.8$$

$$\dot{W} = \dot{Q}_L / \beta = \frac{8.4}{14.8} = 0.57 \text{ Btu/s}$$

This estimate is the theoretical maximum performance. To do the required heat transfer $T_L \cong 40 \text{ F}$ and $T_H = 110 \text{ F}$ are more likely; secondly

$$\beta < \beta_{\text{carnot}}$$



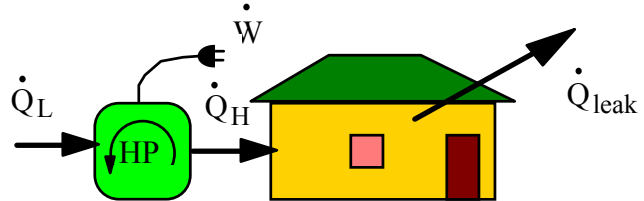
7.104E

We propose to heat a house in the winter with a heat pump. The house is to be maintained at 68 F at all times. When the ambient temperature outside drops to 15 F, the rate at which heat is lost from the house is estimated to be 80000 Btu/h. What is the minimum electrical power required to drive the heat pump?

Solution:

Minimum power if we assume a Carnot cycle

$$\dot{Q}_H = \dot{Q}_{\text{leak}} = 80\,000 \text{ Btu/h}$$



$$\beta' = \frac{\dot{Q}_H}{\dot{W}_{\text{IN}}} = \frac{T_H}{T_H - T_L} = \frac{527.7}{53} = 9.957$$

$$\Rightarrow \dot{W}_{\text{IN}} = 80\,000 / 9.957 = 8035 \text{ Btu/h} = \mathbf{2.355 \text{ kW}}$$

7.105E

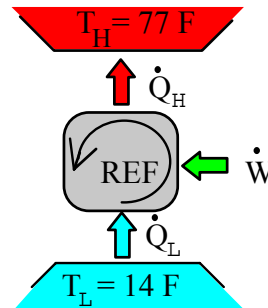
An inventor has developed a refrigeration unit that maintains the cold space at 14 F, while operating in a 77 F room. A coefficient of performance of 8.5 is claimed. How do you evaluate this?

Solution:

Assume Carnot cycle then

$$\beta_{\text{Carnot}} = \frac{Q_L}{W_{\text{in}}} = \frac{T_L}{T_H - T_L} = \frac{14 + 459.67}{77 - 14} = 7.5$$

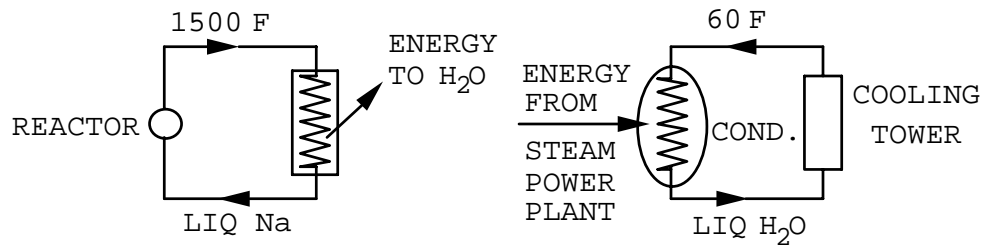
$$8.5 > \beta_{\text{Carnot}} \Rightarrow \text{impossible claim}$$



7.106E

Liquid sodium leaves a nuclear reactor at 1500 F and is used as the energy source in a steam power plant. The condenser cooling water comes from a cooling tower at 60 F. Determine the maximum thermal efficiency of the power plant. Is it misleading to use the temperatures given to calculate this value?

Solution:



$$T_H = 1500 \text{ F} = 1960 \text{ R}, \quad T_L = 60 \text{ F} = 520 \text{ R}$$

$$\eta_{\text{TH MAX}} = \frac{T_H - T_L}{T_H} = \frac{1960 - 520}{1960} = 0.735$$

It might be misleading to use 1500 F as the value for T_H , since there is not a supply of energy available at a constant temperature of 1500 F (liquid Na is cooled to a lower temperature in the heat exchanger).

⇒ The Na cannot be used to boil H_2O at 1500 F.

Similarly, the H_2O leaves the cooling tower and enters the condenser at 60 F, and leaves the condenser at some higher temperature.

⇒ The water does not provide for condensing steam at a constant temperature of 60 F.

7.107E

A house is heated by an electric heat pump using the outside as the low-temperature reservoir. For several different winter outdoor temperatures, estimate the percent savings in electricity if the house is kept at 68 F instead of 75 F. Assume that the house is losing energy to the outside directly proportional to the temperature difference as $\dot{Q}_{\text{loss}} = K(T_H - T_L)$.

Solution:

$$\text{Heat Pump } \dot{Q}_{\text{LOSS}} \propto (T_H - T_L)$$

$$\text{Max Perf. } \frac{\dot{Q}_H}{\dot{W}_{\text{in}}} = \frac{T_H}{T_H - T_L} = \frac{K(T_H - T_L)}{\dot{W}_{\text{in}}}, \quad \dot{W}_{\text{in}} = \frac{K(T_H - T_L)^2}{T_H}$$

$$\text{A: } T_{H_A} = 75 \text{ F} = 534.7 \text{ R} \quad \text{B: } T_{H_B} = 68 \text{ F} = 527.7 \text{ R}$$

$T_L, \text{ F}$	$\dot{W}_{\text{IN}_A}/\text{K}$	$\dot{W}_{\text{IN}_B}/\text{K}$	% saving
-10	13.512	11.529	14.7 %
10	7.902	6.375	19.3 %
30	3.787	2.736	27.8 %
50	1.169	0.614	47.5 %

7.108E

Refrigerant-22 at 180 F, $x = 0.1$ flowing at 4 lbm/s is brought to saturated vapor in a constant-pressure heat exchanger. The energy is supplied by a heat pump with a low temperature of 50 F. Find the required power input to the heat pump.

Solution:

C.V. Heat exchanger

$$\dot{m}_1 = \dot{m}_2;$$

$$\dot{m}_1 h_1 + \dot{Q}_H = \dot{m}_1 h_2$$

Assume a Carnot heat pump, $T_H = 640$ R,

$T_L = 510$ R

$$\beta' = \frac{\dot{Q}_H}{\dot{W}} = \frac{T_H}{T_H - T_L} = 4.923$$

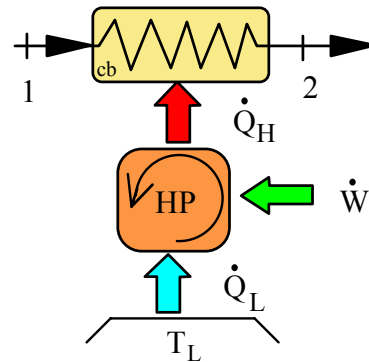


Table F.9.1:

$$h_1 = h_f + x_1 h_{fg} = 68.5 + 0.1 \times 41.57 = 72.66 \text{ Btu/lbm,}$$

$$h_2 = h_g = 110.07 \text{ Btu/lbm}$$

Energy equation for line 1-2:

$$\dot{Q}_H = \dot{m}_{R-12}(h_2 - h_1) = 4(110.07 - 72.66) = 149.64 \text{ Btu/s}$$

$$\dot{W} = \frac{\dot{Q}_H}{\beta'} = \frac{149.64}{4.923} = \mathbf{30.4 \text{ Btu/s}}$$

7.109E

A heat engine has a solar collector receiving 600 Btu/h per square foot inside which a transfer media is heated to 800 R. The collected energy powers a heat engine which rejects heat at 100 F. If the heat engine should deliver 8500 Btu/h what is the minimum size (area) solar collector?


Solution:

$$T_H = 800 \text{ R} \qquad T_L = 100 + 459.67 = 560 \text{ R}$$

$$\eta_{HE} = 1 - \frac{T_L}{T_H} = 1 - \frac{560}{800} = 0.30$$

$$\dot{W} = \eta \dot{Q}_H \Rightarrow \dot{Q}_H = \frac{\dot{W}}{\eta} = \frac{8500}{0.30} = 28\,333 \text{ Btu/h}$$

$$\dot{Q}_H = 600 A \Rightarrow A = \frac{\dot{Q}_H}{600} = 47 \text{ ft}^2$$



7.110E

Six-hundred pound-mass per hour of water runs through a heat exchanger, entering as saturated liquid at 250 F and leaving as saturated vapor. The heat is supplied by a Carnot heat pump operating from a low-temperature reservoir at 60 F. Find the rate of work into the heat pump.

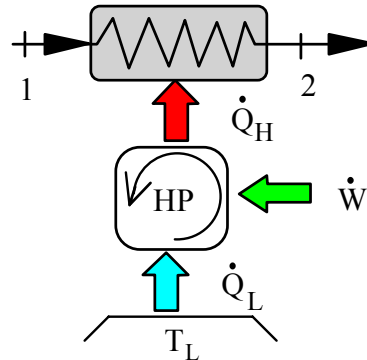
Solution:

C.V. Heat exchanger

$$\dot{m}_1 = \dot{m}_2 ; \quad \dot{m}_1 h_1 + \dot{Q}_H = \dot{m}_1 h_2$$

Table F.7.1: $h_1 = 218.58$ Btu/lbm

$h_2 = 1164.19$ Btu/lbm



$$\dot{Q}_H = \frac{600}{3600} (1164.19 - 218.58) = 157.6 \text{ Btu/s}$$

Assume a Carnot heat pump, $T_H = 250 \text{ F} = 710 \text{ R}$.

$$\beta = \dot{Q}_H / \dot{W} = \frac{T_H}{T_H - T_L} = \frac{710}{190} = 3.737$$

$$\dot{W} = \dot{Q}_H / \beta = 157.6 / 3.737 = \mathbf{42.2 \text{ Btu/s}}$$

Finite ΔT Heat Transfer

7.111E

A car engine operates with a thermal efficiency of 35%. Assume the air-conditioner has a coefficient of performance that is one third of the theoretical maximum and it is mechanically pulled by the engine. How much fuel energy should you spend extra to remove 1 Btu at 60 F when the ambient is at 95 F?

Solution:

Air conditioner

$$\beta = \frac{Q_L}{W} = \frac{T_L}{T_H - T_L} = \frac{60 + 459.67}{95 - 60} = 14.8$$

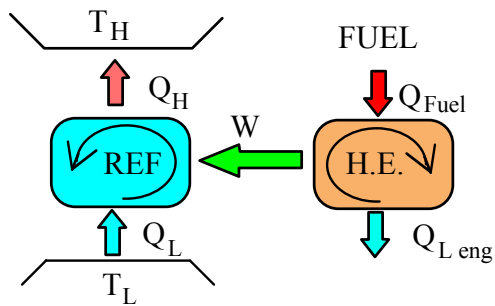
$$\beta_{\text{actual}} = \beta / 3 = 4.93$$

$$W = Q_L / \beta = 1 / 4.93 = 0.203 \text{ Btu}$$

Work from engine

$$W = \eta_{\text{eng}} Q_{\text{fuel}} = 0.203 \text{ Btu}$$

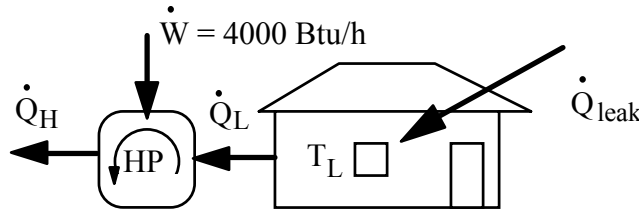
$$Q_{\text{fuel}} = W / \eta_{\text{eng}} = \frac{0.203}{0.35} = \mathbf{0.58 \text{ Btu}}$$



7.112E

A heat pump cools a house at 70 F with a maximum of 4000 Btu/h power input. The house gains 2000 Btu/h per degree temperature difference to the ambient and the heat pump coefficient of performance is 60% of the theoretical maximum. Find the maximum outside temperature for which the heat pump provides sufficient cooling.

Solution:



Here:

$$T_L = T_{\text{house}}$$

$$T_H = T_{\text{amb}}$$

In this setup the low temperature space is the house and the high temperature space is the ambient. The heat pump must remove the gain or leak heat transfer to keep it at a constant temperature.

$$\dot{Q}_{\text{leak}} = 2000 (T_{\text{amb}} - T_{\text{house}}) = \dot{Q}_L$$

which must be removed by the heat pump.

$$\beta' = \dot{Q}_H / \dot{W} = 1 + \dot{Q}_L / \dot{W} = 0.6 \beta'_{\text{carnot}} = 0.6 T_{\text{amb}} / (T_{\text{amb}} - T_{\text{house}})$$

Substitute in for \dot{Q}_L and multiply with $(T_{\text{amb}} - T_{\text{house}})$:

$$(T_{\text{amb}} - T_{\text{house}}) + 2000 (T_{\text{amb}} - T_{\text{house}})^2 / \dot{W} = 0.6 T_{\text{amb}}$$

Since $T_{\text{house}} = 529.7 \text{ R}$ and $\dot{W} = 4000 \text{ Btu/h}$ it follows

$$T_{\text{amb}}^2 - 1058.6 T_{\text{amb}} + 279522.7 = 0$$

$$\text{Solving } \Rightarrow T_{\text{amb}} = 554.5 \text{ R} = 94.8 \text{ F}$$

7.113E

A house is cooled by an electric heat pump using the outside as the high-temperature reservoir. For several different summer outdoor temperatures estimate the percent savings in electricity if the house is kept at 77 F instead of 68 F. Assume that the house is gaining energy from the outside directly proportional to the temperature difference.

Solution:

Air-conditioner (Refrigerator) $\dot{Q}_{\text{LEAK}} \propto (T_H - T_L)$

$$\text{Max Perf. } \frac{\dot{Q}_L}{\dot{W}_{\text{in}}} = \frac{T_L}{T_H - T_L} = \frac{K(T_H - T_L)}{\dot{W}_{\text{in}}}, \quad \dot{W}_{\text{in}} = \frac{K(T_H - T_L)^2}{T_L}$$

$$\text{A: } T_{L_A} = 68 \text{ F} = 527.7 \text{ R} \quad \text{B: } T_{L_B} = 77 \text{ F} = 536.7 \text{ R}$$

T_H , F	$\dot{W}_{\text{IN}_A}/\text{K}$	$\dot{W}_{\text{IN}_B}/\text{K}$	% saving
115	4.186	2.691	35.7 %
105	2.594	1.461	43.7 %
95	1.381	0.604	56.3 %

7.114E

A thermal storage is made with a rock (granite) bed of 70 ft^3 which is heated to 720 R using solar energy. A heat engine receives a Q_H from the bed and rejects heat to the ambient at 520 R . The rock bed therefore cools down and as it reaches 520 R the process stops. Find the energy the rock bed can give out. What is the heat engine efficiency at the beginning of the process and what is it at the end of the process?

Solution:

Assume the whole setup is reversible and that the heat engine operates in a Carnot cycle. The total change in the energy of the rock bed is

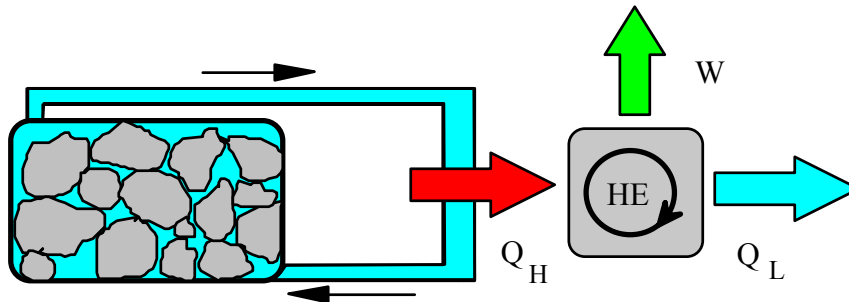
$$u_2 - u_1 = q = C \Delta T = 0.21 (720 - 520) = 42 \text{ Btu/lbm}$$

$$m = \rho V = 172 \times 70 = 12040 \text{ lbm}; \quad Q = mq = \mathbf{505\,680 \text{ Btu}}$$

To get the efficiency assume a Carnot cycle device

$$\eta = 1 - T_o / T_H = 1 - 520/720 = \mathbf{0.28} \quad \text{at the beginning of process}$$

$$\eta = 1 - T_o / T_H = 1 - 520/520 = \mathbf{0} \quad \text{at the end of process}$$

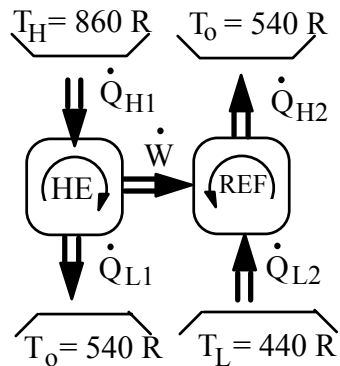


Review Problems

7.115E

We wish to produce refrigeration at -20 F . A reservoir is available at 400 F and the ambient temperature is 80 F , as shown in Fig. P7.84. Thus, work can be done by a cyclic heat engine operating between the 400 F reservoir and the ambient. This work is used to drive the refrigerator. Determine the ratio of the heat transferred from the 400 F reservoir to the heat transferred from the -20 F reservoir, assuming all processes are reversible.

Solution: Equate the work from the heat engine to the refrigerator.



$$W = Q_{H1} \left(\frac{T_H - T_O}{T_H} \right)$$

also

$$W = Q_{L2} \left(\frac{T_O - T_L}{T_L} \right)$$

$$\frac{Q_H}{Q_L} = \left(\frac{T_O - T_L}{T_L} \right) \left(\frac{T_H}{T_H - T_O} \right) = \frac{100}{440} \times \frac{860}{320} = 0.611$$

7.116E

Air in a rigid 40 ft³ box is at 540 R, 30 lbf/in.². It is heated to 1100 R by heat transfer from a reversible heat pump that receives energy from the ambient at 540 R besides the work input. Use constant specific heat at 540 R. Since the coefficient of performance changes write $dQ = m_{\text{air}} C_v dT$ and find dW . Integrate dW with temperature to find the required heat pump work.

Solution:

$$\text{COP: } \beta' = \frac{Q_H}{W} = \frac{Q_H}{Q_H - Q_L} \cong \frac{T_H}{T_H - T_L}$$

$$m_{\text{air}} = P_1 V_1 / R T_1 = (30 \times 40 \times 144) / (540 \times 53.34) = 6.0 \text{ lbm}$$

$$dQ_H = m_{\text{air}} C_v dT_H = \beta' dW \cong \frac{T_H}{T_H - T_L} dW$$

$$\Rightarrow dW = m_{\text{air}} C_v \left[\frac{T_H}{T_H - T_L} \right] dT_H$$

$${}_1W_2 = \int m_{\text{air}} C_v \left(1 - \frac{T_L}{T} \right) dT = m_{\text{air}} C_v \int \left(1 - \frac{T_L}{T} \right) dT$$

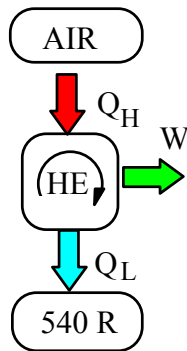
$$= m_{\text{air}} C_v \left[T_2 - T_1 - T_L \ln \frac{T_2}{T_1} \right]$$

$$= 6.0 \times 0.171 \left[1100 - 540 - 540 \ln \left(\frac{1100}{540} \right) \right] = \mathbf{180.4 \text{ Btu}}$$

7.117E

A 350-ft³ tank of air at 80 lbf/in.², 1080 R acts as the high-temperature reservoir for a Carnot heat engine that rejects heat at 540 R. A temperature difference of 45 F between the air tank and the Carnot cycle high temperature is needed to transfer the heat. The heat engine runs until the air temperature has dropped to 700 R and then stops. Assume constant specific heat capacities for air and find how much work is given out by the heat engine.

Solution:



$$T_H = T_{\text{air}} - 45, \quad T_L = 540 \text{ R}$$

$$m_{\text{air}} = \frac{P_1 V}{RT_1} = \frac{80 \times 350 \times 144}{53.34 \times 1080} = 69.991$$

lbm

$$dW = \eta dQ_H = \left(1 - \frac{T_L}{T_{\text{air}} - 45}\right) dQ_H$$

$$dQ_H = -m_{\text{air}} du = -m_{\text{air}} C_v dT_{\text{air}}$$

$$\begin{aligned} W &= \int dW = -m_{\text{air}} C_v \int \left[1 - \frac{T_L}{T_a - 45}\right] dT_a = -m_{\text{air}} C_v \left[T_{a2} - T_{a1} - T_L \ln \frac{T_{a2} - 45}{T_{a1} - 45} \right] \\ &= -69.991 \times 0.171 \times \left[700 - 1080 - 540 \ln \frac{655}{1035} \right] = \mathbf{1591 \text{ Btu}} \end{aligned}$$

Ideal Gas Carnot Cycle

7.118E

Air in a piston/cylinder goes through a Carnot cycle with the P-v diagram shown in Fig. 7.24. The high and low temperatures are 1200 R and 600 R respectively. The heat added at the high temperature is 100 Btu/lbm and the lowest pressure in the cycle is 10 lbf/in.². Find the specific volume and pressure at all 4 states in the cycle assuming constant specific heats at 80 F.

Solution:

$$\begin{aligned} q_H &= 100 \text{ Btu/lbm} & T_H &= 1200 \text{ R} \\ T_L &= 600 \text{ R} & P_3 &= 10 \text{ lbf/in.}^2 \\ C_v &= 0.171 \text{ Btu/lbm R} & R &= 53.34 \text{ ft-lbf/lbm-R} \end{aligned}$$

The states as shown in figure 7.21

$$1: 1200 \text{ R}, \quad 2: 1200 \text{ R}, \quad 3: 10 \text{ psi}, 600 \text{ R} \quad 4: 600 \text{ R}$$

$$v_3 = RT_3 / P_3 = 53.34 \times 600 / (10 \times 144) = 22.225 \text{ ft}^3/\text{lbm}$$

2→3 Eq.7.11 & $C_v = \text{constant}$

$$\Rightarrow C_v \ln (T_L / T_H) + R \ln (v_3/v_2) = 0$$

$$\Rightarrow \ln (v_3/v_2) = - (C_v / R) \ln (T_L / T_H)$$

$$= - (0.171/53.34) \ln (600/1200) = 1.7288$$

$$\Rightarrow v_2 = v_3 / \exp (1.7288) = 22.225/5.6339 = 3.9449 \text{ ft}^3/\text{lbm}$$

1→2 $q_H = RT_H \ln (v_2 / v_1)$

$$\ln (v_2 / v_1) = q_H / RT_H = 100 \times 778 / (53.34 \times 1200) = 1.21547$$

$$v_1 = v_2 / \exp (1.21547) = 1.1699 \text{ ft}^3/\text{lbm}$$

$$v_4 = v_1 \times v_3 / v_2 = 1.1699 \times 22.225 / 3.9449 = 6.591 \text{ ft}^3/\text{lbm}$$

$$P_1 = RT_1 / v_1 = 53.34 \times 1200 / (1.1699 \times 144) = 379.9 \text{ psia}$$

$$P_2 = RT_2 / v_2 = 53.34 \times 1200 / (3.9449 \times 144) = 112.7 \text{ psia}$$

$$P_4 = RT_4 / v_4 = 53.34 \times 600 / (6.591 \times 144) = 33.7 \text{ psia}$$

**SOLUTION MANUAL
SI UNIT PROBLEMS
CHAPTER 8**

SONNTAG • BORGNAKKE • VAN WYLEN



FUNDAMENTALS
of
Thermodynamics
Sixth Edition

CONTENT

SUBSECTION	PROB NO.
Correspondence table	
Concept-Study Guide problems	1-20
Inequality of Clausius	21-25
Entropy of a pure substance	26-30
Reversible processes	31-60
Entropy generation	61-74
Entropy of a liquid or solid	75-86
Entropy of ideal gases	87-105
Polytropic processes	106-119
Rates or fluxes of entropy	120-125
Review problems	126-139
Problem solution repeated, but using the Pr and vr functions in Table A.7.2:	
88, 95, 107, 112	

Correspondence table

CHAPTER 8 **6th edition** **Sonntag/Borgnakke/Wylen**

The correspondence between this problem set and the 5th edition chapter 8 problem set.

The study guide problems 8.1-8.20 are all new

New	Old	New	Old	New	Old	New	Old
21	new	51	22 mod	81	42	111	64
22	new	52	new	82	43	112	new
23	new	53	new	83	new	113	62
24	new	54	new	84	new	114	new
25	new	55	new	85	new	115	69
26	new	56	new	86	44	116	70
27	2	57	17	87	45	117	new
28	new	58	new	88	new	118	71
29	new	59	19	89	47	119	66
30	new	60	24	90	51	120	new
31	3	61	new	91	new	121	26 mod
32	4mod	62	new	92	new	122	new
33	5	63	29	93	49	123	new
34	6	64	new	94	50	124	new
35	7	65	27	95	53	125	new
36	8	66	28	96	54	126	25
37	new	67	new	97	new	127	18
38	new	68	30	98	52	128	34
39	9	69	new	99	48	129	23
40	10	70	32	100	new	130	33
41	11	71	new	101	56	131	14
42	12	72	36	102	57	132	35
43	13	73	37	103	new	133	39
44	new	74	new	104	59	134	new
45	15 mod	75	new	105	60	135	58
46	new	76	41	106	61	136	68
47	16	77	31	107	46	137	74
48	new	78	40	108	67	138	78
49	18 mod	79	new	109	63	139	82
50	20	80	new	110	65		

Concept-Study Guide Problems

8.1

Does Clausius say anything about the sign for $\oint dQ$?

No.

The total (net) heat transfer can be coming in like in a heat engine ($W_{\text{out}} = Q_H - Q_L$) in which case it is positive. It can also be net going out like in a refrigerator or heat pump ($W_{\text{in}} = Q_H - Q_L$) in which case the sign is negative. Finally if you look at a transmission gearbox there could be no heat transfer (first approximation) in which case the integral is zero.

8.2

When a substance has completed a cycle v , u , h and s are unchanged. Did anything happen? Explain.

Yes.

During various parts of the cycle work and heat transfer may be transferred. That happens at different P and T . The net work out equals the net heat transfer in (energy conservation) so dependent upon the sign it is a heat engine or a heat pump (refrigerator). The net effect is thus a conversion of energy from one storage location to another and it may also change nature (some Q got changed to W or the opposite)

8.3

Assume a heat engine with a given Q_H . Can you say anything about Q_L if the engine is reversible? If it is irreversible?

For a reversible heat engine it must be that:

$$\oint \frac{dQ}{T} = 0 = \frac{Q_H}{T_H} - \frac{Q_L}{T_L} \quad \text{or integrals if } T \text{ not constant}$$

So as T_L is lower than T_H then Q_L must be correspondingly lower than Q_H to obtain the net zero integral.

For an irreversible heat engine we have

$$\oint \frac{dQ}{T} = \frac{Q_H}{T_H} - \frac{Q_L}{T_L} < 0$$

This means that Q_L is larger than before (given Q_H and the T 's). The irreversible heat engine rejects more energy and thus gives less out as work.

8.4

How can you change s of a substance going through a reversible process?

From the definition of entropy

$$ds = \frac{dq}{T}$$

for a reversible process. Thus only heat transfer gives a change in s , expansion/compression involving work does not give such a contribution.

8.5

Does the statement of Clausius require a constant T for the heat transfer as in a Carnot cycle?

No.

The statement for a cycle involves an integral of dQ/T so T can vary, which it does during most processes in actual devices. This just means that you cannot that easily get a closed expression for the integral.

8.6

A reversible process adds heat to a substance. If T is varying does that influence the change in s ?

Yes.

$$\text{Reversible: } ds = \frac{dq}{T}$$

So if T goes up it means that s changes less per unit of dq , and the opposite if T decreases then s changes more per unit of dq .

8.7

Water at 100 kPa, 150°C receives 75 kJ/kg in a reversible process by heat transfer. Which process changes s the most: constant T , constant v or constant P ?

$$ds = \frac{dq}{T}$$

Look at the constant property lines in a T - s diagram, Fig. 8.5. The constant v line has a higher slope than the constant P line also at positive slope. Thus both the constant P and v processes have an increase in T . As T goes up the change in s is smaller.

The constant T (isothermal) process therefore changes s the most.

8.8

A substance has heat transfer out. Can you say anything about changes in s if the process is reversible? If it is irreversible?

Reversible: $ds = \frac{dq}{T} < 0$ since $dq < 0$

Irreversible: $ds = \frac{dq}{T} + ds_{\text{gen}} = ?$ $dq < 0$ but $ds_{\text{gen}} > 0$

You cannot say, ds depends on the magnitude of dq/T versus ds_{gen}

8.9

A substance is compressed adiabatically so P and T go up. Does that change s?

If the process is reversible then s is constant, $ds = \frac{dq}{T} = 0$

If the process is irreversible then s goes up, $ds = \frac{dq}{T} + ds_{\text{gen}} = ds_{\text{gen}} > 0$

8.10

Saturated water vapor at 200 kPa is compressed to 600 kPa in a reversible adiabatic process. Find the new v and T.

Process adiabatic: $dq = 0$

Process reversible: $ds_{\text{gen}} = 0$

Change in s: $ds = dq/T + ds_{\text{gen}} = 0 + 0 = 0$ thus s is constant

Table B.1.3: $T_1 = 120.23^\circ\text{C}$, $v_1 = 0.88573 \text{ m}^3/\text{kg}$, $s_1 = 7.1271 \text{ kJ/kg-K}$

Table B.1.3 at 600 kPa and $s = s_1 = 7.1271 \text{ kJ/kg-K}$

$$T = 200 + 50 \frac{7.1271 - 6.9665}{7.1816 - 6.9665} = 200 + 50 \times 0.74663 = \mathbf{237.3^\circ\text{C}}$$

$$v = 0.35202 + (0.39383 - 0.35202) \times 0.74663 = \mathbf{0.38324 \text{ m}^3/\text{kg}}$$

8.11

A computer chip dissipates 2 kJ of electric work over time and rejects that as heat transfer from its 50°C surface to 25°C air. How much entropy is generated in the chip? How much if any is generated outside the chip?

C.V.1 Chip with surface at 50°C, we assume chip state is constant.

$$\text{Energy: } U_2 - U_1 = 0 = {}_1Q_2 - {}_1W_2 = W_{\text{electrical in}} - Q_{\text{out 1}}$$

$$\text{Entropy: } S_2 - S_1 = 0 = -\frac{Q_{\text{out 1}}}{T_{\text{surf}}} + {}_1S_2_{\text{gen1}}$$

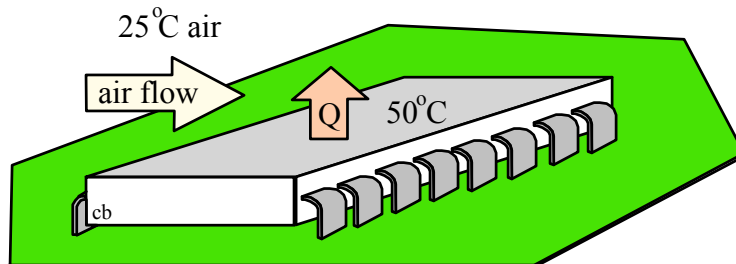
$${}_1S_2_{\text{gen1}} = \frac{Q_{\text{out 1}}}{T_{\text{surf}}} = \frac{W_{\text{electrical in}}}{T_{\text{surf}}} = \frac{2 \text{ kJ}}{323.15 \text{ K}} = \mathbf{6.19 \text{ J/K}}$$

C.V.2 From chip surface at 50°C to air at 25°C, assume constant state.

$$\text{Energy: } U_2 - U_1 = 0 = {}_1Q_2 - {}_1W_2 = Q_{\text{out 1}} - Q_{\text{out 2}}$$

$$\text{Entropy: } S_2 - S_1 = 0 = \frac{Q_{\text{out 1}}}{T_{\text{surf}}} - \frac{Q_{\text{out 2}}}{T_{\text{air}}} + {}_1S_2_{\text{gen2}}$$

$${}_1S_2_{\text{gen2}} = \frac{Q_{\text{out 2}}}{T_{\text{air}}} - \frac{Q_{\text{out 1}}}{T_{\text{surf}}} = \frac{2 \text{ kJ}}{298.15 \text{ K}} - \frac{2 \text{ kJ}}{323.15 \text{ K}} = \mathbf{0.519 \text{ J/K}}$$



8.12

A car uses an average power of 25 hp for a one hour round trip. With a thermal efficiency of 35% how much fuel energy was used? What happened to all the energy? What change in entropy took place if we assume ambient at 20°C?

Since it is a round trip, there are no changes in storage of energy for the car after it has cooled down again. All the energy is given out to the ambient in the form of exhaust flow (hot air) and heat transfer from the radiator and underhood air flow.

$$E = \int \dot{W} dt = 25 \text{ hp} \times 0.7457 \text{ (kW/hp)} \times 3600 \text{ s} = 67\,113 \text{ kJ} = \eta Q$$

$$Q = E / \eta = 67\,113 / 0.35 = \mathbf{191\,751 \text{ kJ}}$$

$$\Delta S = Q / T = 191\,751 / 293.15 = \mathbf{654.1 \text{ kJ/K}}$$

All the energy ends up in the ambient at the ambient temperature.

8.13

A liquid is compressed in a reversible adiabatic process. What is the change in T?

If the process is reversible then s is constant, $ds = \frac{dq}{T} = 0$

Change in s for a liquid (an incompressible substance) is

$$\text{Eq. 8.19} \quad ds = \frac{C}{T} dT$$

From this it follows that if $ds = 0$ then **T is constant**.

8.14

Two 5 kg blocks of steel, one at 250°C the other at 25°C, come in thermal contact. Find the final temperature and the total entropy generation in the process?

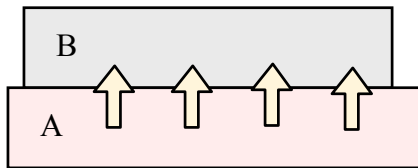
C.V. Both blocks, no external heat transfer, C from Table A.3.

$$\begin{aligned}\text{Energy Eq.: } U_2 - U_1 &= m_A(u_2 - u_1)_A + m_B(u_2 - u_1)_B = 0 - 0 \\ &= m_A C(T_2 - T_{A1}) + m_B C(T_2 - T_{B1})\end{aligned}$$

$$T_2 = \frac{m_A T_{A1} + m_B T_{B1}}{m_A + m_B} = \frac{1}{2} T_{A1} + \frac{1}{2} T_{B1} = \mathbf{137.5^\circ\text{C}}$$

$$\text{Entropy Eq.: } S_2 - S_1 = m_A(s_2 - s_1)_A + m_B(s_2 - s_1)_B = {}_1S_2 \text{ gen}$$

$$\begin{aligned}{}_1S_2 \text{ gen} &= m_A C \ln \frac{T_2}{T_{A1}} + m_B C \ln \frac{T_2}{T_{B1}} \\ &= 5 \times 0.46 \ln \frac{137.5 + 273.15}{250 + 273.15} + 5 \times 0.46 \ln \frac{137.5 + 273.15}{298.15} \\ &= -0.5569 + 0.7363 = \mathbf{0.1794 \text{ kJ/K}}\end{aligned}$$



Heat transfer over a finite temperature difference is an irreversible process

8.15

One kg of air at 300 K is mixed with one kg air at 400 K in a process at a constant 100 kPa and $Q = 0$. Find the final T and the entropy generation in the process.

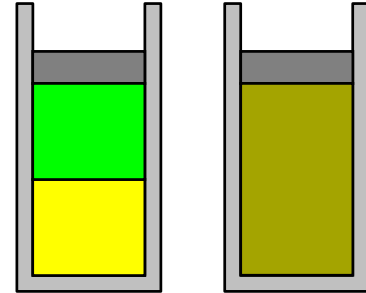
C.V. All the air.

$$\text{Energy Eq.: } U_2 - U_1 = 0 - W$$

$$\text{Entropy Eq.: } S_2 - S_1 = 0 + {}_1S_2 \text{ gen}$$

$$\text{Process Eq.: } P = C; \quad W = P(V_2 - V_1)$$

Substitute W into energy Eq.



$$U_2 - U_1 + W = U_2 - U_1 + P(V_2 - V_1) = H_2 - H_1 = 0$$

Due to the low T let us use constant specific heat

$$\begin{aligned} H_2 - H_1 &= m_A(h_2 - h_1)_A + m_B(h_2 - h_1)_B \\ &= m_A C_p (T_2 - T_{A1}) + m_B C_p (T_2 - T_{B1}) = 0 \end{aligned}$$

$$T_2 = \frac{m_A T_{A1} + m_B T_{B1}}{m_A + m_B} = \frac{1}{2} T_{A1} + \frac{1}{2} T_{B1} = \mathbf{350 \text{ K}}$$

Entropy change is from Eq. 8.25 with no change in P

$$\begin{aligned} {}_1S_2 \text{ gen} &= S_2 - S_1 = m_A C_p \ln \frac{T_2}{T_{A1}} + m_B C_p \ln \frac{T_2}{T_{B1}} \\ &= 1 \times 1.004 \ln \frac{350}{300} + 1 \times 1.004 \ln \frac{350}{400} \\ &= 0.15477 - 0.13407 = \mathbf{0.0207 \text{ kJ/K}} \end{aligned}$$

Remark: If you check, the volume does not change and there is no work.

8.16

One kg of air at 100 kPa is mixed with one kg air at 200 kPa, both at 300 K, in a rigid insulated tank. Find the final state (P, T) and the entropy generation in the process.

C.V. All the air.

$$\text{Energy Eq.: } U_2 - U_1 = 0 - 0$$

$$\text{Entropy Eq.: } S_2 - S_1 = 0 + {}_1S_{2 \text{ gen}}$$

$$\text{Process Eqs.: } V = C; \quad W = 0, \quad Q = 0$$

$$\text{States A1, B1: } u_{A1} = u_{B1}$$

$$V_A = m_A RT_1 / P_{A1}; \quad V_B = m_B RT_1 / P_{B1}$$

$$U_2 - U_1 = m_2 u_2 - m_A u_{A1} - m_B u_{B1} = 0 \Rightarrow u_2 = (u_{A1} + u_{B1}) / 2 = u_{A1}$$

$$\text{State 2: } T_2 = T_1 = \mathbf{300 \text{ K}} \text{ (from } u_2); \quad m_2 = m_A + m_B = 2 \text{ kg};$$

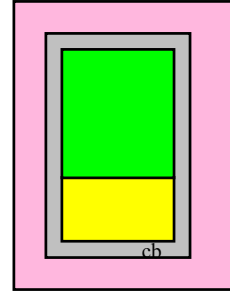
$$V_2 = m_2 RT_1 / P_2 = V_A + V_B = m_A RT_1 / P_{A1} + m_B RT_1 / P_{B1}$$

Divide with $m_A RT_1$ and get

$$2/P_2 = 1/P_{A1} + 1/P_{B1} = \frac{1}{100} + \frac{1}{200} = 0.015 \text{ kPa}^{-1} \Rightarrow P_2 = \mathbf{133.3 \text{ kPa}}$$

Entropy change from Eq. 8.25 with the same T, so only P changes

$$\begin{aligned} {}_1S_{2 \text{ gen}} &= S_2 - S_1 = -m_A R \ln \frac{P_2}{P_{A1}} - m_B R \ln \frac{P_2}{P_{B1}} \\ &= -1 \times 0.287 \left[\ln \frac{133.3}{100} + \ln \frac{133.3}{200} \right] \\ &= -0.287 (0.2874 - 0.4057) = \mathbf{0.034 \text{ kJ/K}} \end{aligned}$$



8.17

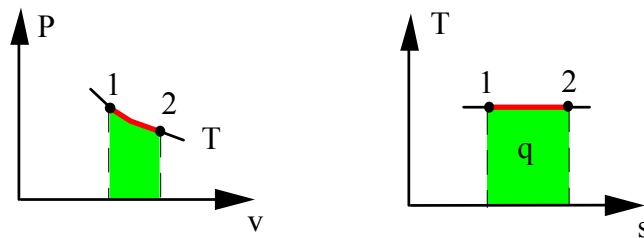
An ideal gas goes through a constant T reversible heat addition process. How do the properties (v , u , h , s , P) change (up, down or constant)?

Ideal gas: $u(T)$, $h(T)$ so they are both constant

Eq. 8.11 gives: $ds = dq/T + ds_{\text{gen}} = dq/T + 0 > 0$ so s goes up by q/T

Eq. 8.21 gives: $ds = (R/v) dv$ so v increases

Eq. 8.23 gives: $ds = -(R/P) dP$ so P decreases

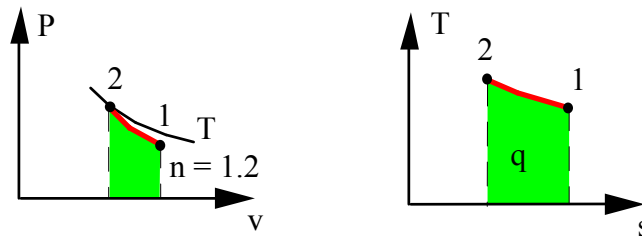


8.18

Carbon dioxide is compressed to a smaller volume in a polytropic process with $n = 1.2$. How do the properties (u , h , s , P , T) change (up, down or constant)?

For carbon dioxide Table A.5 $k = 1.4$ so we have $n < k$ and the process curve can be recognized in Figure 8.18. From this we see a smaller volume means moving to the left in the P - v diagram and thus also up.

P up, T up and s down. As T is up so is h and u .



8.19

Hot combustion air at 1500 K expands in a polytropic process to a volume 6 times as large with $n = 1.5$. Find the specific boundary work and the specific heat transfer.

$$\text{Energy Eq.: } u_2 - u_1 = {}_1q_2 - {}_1w_2$$

$$\text{Reversible work Eq. 8.38: } {}_1w_2 = \frac{1}{1-n} (P_2v_2 - P_1v_1) = \frac{R}{1-n} (T_2 - T_1)$$

$$\text{Process Eq: } Pv^n = C; \quad T_2 = T_1 (v_1/v_2)^{n-1} = 1500 \left(\frac{1}{6}\right)^{0.5} = 612.4 \text{ K}$$

Properties from Table A.7.1: $u_1 = 444.6 \text{ kJ/kg}$, $u_2 = 1205.25 \text{ kJ/kg}$

$${}_1w_2 = \frac{0.287}{1 - 1.5} (612.4 - 1500) = \mathbf{509.5 \text{ kJ/kg}}$$

$${}_1q_2 = u_2 - u_1 + {}_1w_2 = 1205.25 - 444.6 + 509.5 = \mathbf{1270 \text{ kJ/kg}}$$

8.20

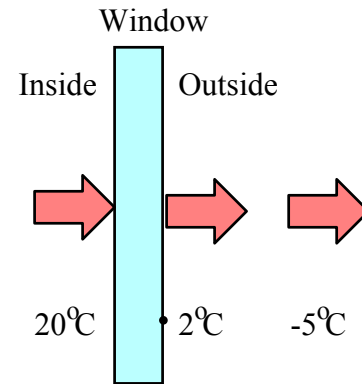
A window receives 200 W of heat transfer at the inside surface of 20°C and transmits the 200 W from its outside surface at 2°C continuing to ambient air at –5°C. Find the flux of entropy at all three surfaces and the window's rate of entropy generation.

$$\text{Flux of entropy: } \dot{S} = \frac{\dot{Q}}{T}$$

$$\dot{S}_{\text{inside}} = \frac{200 \text{ W}}{293.15 \text{ K}} = 0.682 \text{ W/K}$$

$$\dot{S}_{\text{win}} = \frac{200 \text{ W}}{275.15 \text{ K}} = 0.727 \text{ W/K}$$

$$\dot{S}_{\text{amb}} = \frac{200 \text{ W}}{268.15 \text{ K}} = 0.746 \text{ W/K}$$



$$\text{Window only: } \dot{S}_{\text{gen win}} = \dot{S}_{\text{win}} - \dot{S}_{\text{inside}} = 0.727 - 0.682 = \mathbf{0.045 \text{ W/K}}$$

If you want to include the generation in the outside air boundary layer where T changes from 2°C to the ambient –5°C then it is

$$\dot{S}_{\text{gen tot}} = \dot{S}_{\text{amb}} - \dot{S}_{\text{inside}} = 0.746 - 0.682 = 0.064 \text{ W/K}$$

Inequality of Clausius

8.21

Consider the steam power plant in Example 6.9 and assume an average T in the line between 1 and 2. Show that this cycle satisfies the inequality of Clausius.

Solution:

Show Clausius:
$$\int \frac{dQ}{T} \leq 0$$

For this problem we have three heat transfer terms:

$$q_b = 2831 \text{ kJ/kg}, \quad q_{\text{loss}} = 21 \text{ kJ/kg}, \quad q_c = 2173.3 \text{ kJ/kg}$$

$$\begin{aligned} \int \frac{dq}{T} &= \frac{q_b}{T_b} - \frac{q_{\text{loss}}}{T_{\text{avg } 1-2}} - \frac{q_c}{T_c} \\ &= \frac{2831}{573} - \frac{21}{568} - \frac{2173.3}{318} \\ &= -1.93 \text{ kJ/kg K} < 0 \quad \mathbf{OK} \end{aligned}$$

8.22

Assume the heat engine in Problem 7.25 has a high temperature of 1200 K and a low temperature of 400 K. What does the inequality of Clausius say about each of the four cases?

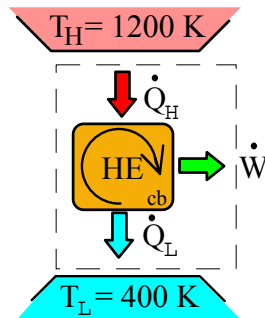
Solution:

$$\text{Cases a) } \int \frac{d\dot{Q}}{T} = \frac{6}{1200} - \frac{4}{400} = -0.005 \text{ kW/K} < 0 \quad \mathbf{OK}$$

$$\text{b) } \int \frac{d\dot{Q}}{T} = \frac{6}{1200} - \frac{0}{400} = 0.005 \text{ kW/K} > 0 \quad \mathbf{Impossible}$$

$$\text{c) } \int \frac{d\dot{Q}}{T} = \frac{6}{1200} - \frac{2}{400} = 0 \text{ kW/K} \quad \mathbf{Possible if reversible}$$

$$\text{d) } \int \frac{d\dot{Q}}{T} = \frac{6}{1200} - \frac{6}{400} = -0.001 \text{ kW/K} < 0 \quad \mathbf{OK}$$



8.23

Let the steam power plant in Problem 7.26 have 700°C in the boiler and 40°C during the heat rejection in the condenser. Does that satisfy the inequality of Clausius? Repeat the question for the cycle operated in reverse as a refrigerator.

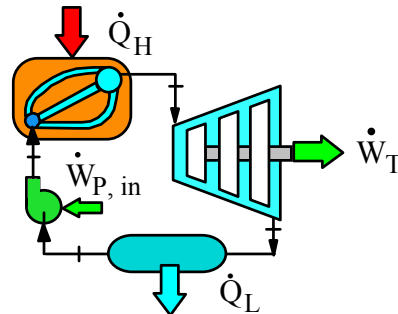
Solution:

$$\dot{Q}_H = 1 \text{ MW} \quad \dot{Q}_L = 0.58 \text{ MW}$$

$$\int \frac{d\dot{Q}}{T} = \frac{1000}{973} - \frac{580}{313} = -0.82 \text{ kW/K} < 0 \quad \text{OK}$$

Refrigerator

$$\int \frac{d\dot{Q}}{T} = \frac{580}{313} - \frac{1000}{973} = 0.82 > 0 \quad \text{Cannot be possible}$$



8.24

A heat engine receives 6 kW from a 250°C source and rejects heat at 30°C. Examine each of three cases with respect to the inequality of Clausius.

- a. $\dot{W} = 6 \text{ kW}$ b. $\dot{W} = 0 \text{ kW}$ c. Carnot cycle

Solution:

$$T_H = 250 + 273 = 523 \text{ K}; \quad T_L = 30 + 273 = 303 \text{ K}$$

$$\text{Case a) } \int \frac{d\dot{Q}}{T} = \frac{6000}{523} - \frac{0}{303} = 11.47 \text{ kW/K} > 0 \quad \textbf{Impossible}$$

$$\text{b) } \int \frac{d\dot{Q}}{T} = \frac{6000}{523} - \frac{6000}{303} = -8.33 \text{ kW/K} < 0 \quad \textbf{OK}$$

$$\text{c) } \int \frac{d\dot{Q}}{T} = 0 = \frac{6000}{523} - \frac{\dot{Q}_L}{303} \quad \Rightarrow$$

$$\dot{Q}_L = \frac{303}{523} \times 6 = 3.476 \text{ kW}$$

$$\dot{W} = \dot{Q}_H - \dot{Q}_L = 2.529 \text{ kW}$$

8.25

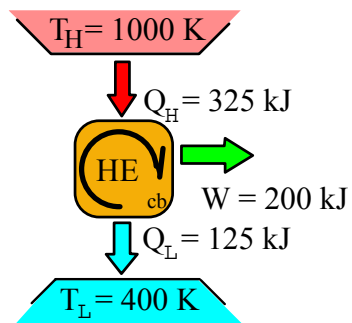
Examine the heat engine given in Problem 7.50 to see if it satisfies the inequality of Clausius.

Solution:

$$Q_H = 325 \text{ kJ} \quad \text{at} \quad T_H = 1000 \text{ K}$$

$$Q_L = 125 \text{ kJ} \quad \text{at} \quad T_L = 400 \text{ K}$$

$$\int \frac{dQ}{T} = \frac{325}{1000} - \frac{125}{400} = 0.0125 \text{ kJ/K} > 0 \quad \text{Impossible}$$



Entropy of a pure substance

8.26

Find the entropy for the following water states and indicate each state on a T-s diagram relative to the two-phase region.

- 250°C, $v = 0.02 \text{ m}^3/\text{kg}$
- 250°C, 2000 kPa
- 2°C, 100 kPa
- 20°C, 100 kPa
- 20°C, 10 000 kPa

Solution:

a) Table B.1.1: $x = \frac{0.02 - 0.001251}{0.04887} = 0.38365$

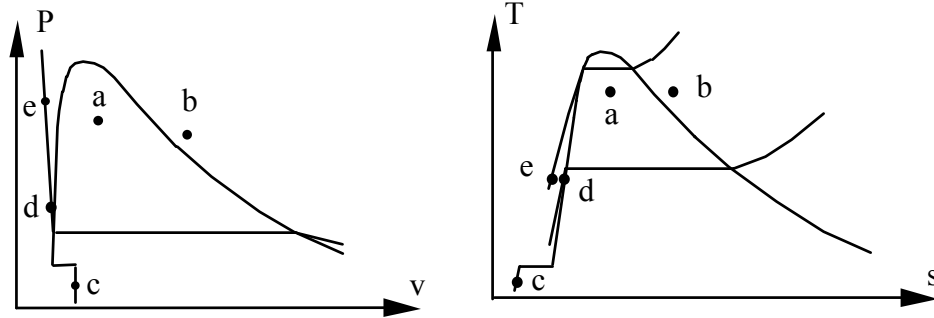
$$s = s_f + x s_{fg} = 2.7927 + 0.38365 \times 3.2802 = \mathbf{4.05 \text{ kJ/kg K}}$$

b) Table B.1.3: $s = \mathbf{6.5452 \text{ kJ/kg K}}$

c) Table B.1.5: $s = \mathbf{-1.2369 \text{ kJ/kg K}}$

d) Table B.1.1: $s = \mathbf{0.2966 \text{ kJ/kg K}}$

e) Table B.1.4 $s = \mathbf{0.2945 \text{ kJ/kg K}}$



8.27

Find the missing properties and give the phase of the substance

- H_2O $s = 7.70 \text{ kJ/kg K}$, $P = 25 \text{ kPa}$ $h = ?$ $T = ?$ $x = ?$
- H_2O $u = 3400 \text{ kJ/kg}$, $P = 10 \text{ MPa}$ $T = ?$ $x = ?$ $s = ?$
- R-12 $T = 0^\circ\text{C}$, $P = 200 \text{ kPa}$ $s = ?$ $x = ?$
- R-134a $T = -10^\circ\text{C}$, $x = 0.45$ $v = ?$ $s = ?$
- NH_3 $T = 20^\circ\text{C}$, $s = 5.50 \text{ kJ/kg K}$ $u = ?$ $x = ?$

Solution:

a) Table B.1.1 $T = T_{\text{sat}}(P) = 64.97^\circ\text{C}$

$$x = (s - s_f)/s_{fg} = \frac{7.70 - 0.893}{6.9383} = 0.981$$

$$h = 271.9 + 0.981 \times 2346.3 = 2573.8 \text{ kJ/kg}$$

b) Table B.1.2 $u > u_g \Rightarrow$ Sup.vap Table B.1.3, $x = \text{undefined}$

$$T \cong 682^\circ\text{C}, \quad s \cong 7.1223 \text{ kJ/kg K}$$

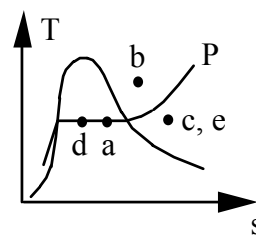
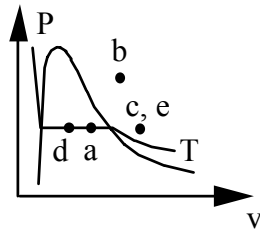
c) Table B.3.2, superheated vapor, $x = \text{undefined}$, $s = 0.7325 \text{ kJ/kg K}$

d) Table B.5.1 $v = v_f + xv_{fg} = 0.000755 + 0.45 \times 0.098454 = 0.04506 \text{ m}^3/\text{kg}$

$$s = s_f + xs_{fg} = 0.9507 + 0.45 \times 0.7812 = 1.3022 \text{ kJ/kg K}$$

e) Table B.2.1, $s > s_g \Rightarrow$ Sup.vap. Table B.2.2, $x = \text{undefined}$

$$u = h - Pv = 1492.8 - 439.18 \times 0.3100 = 1356.7 \text{ kJ/kg}$$



8.28

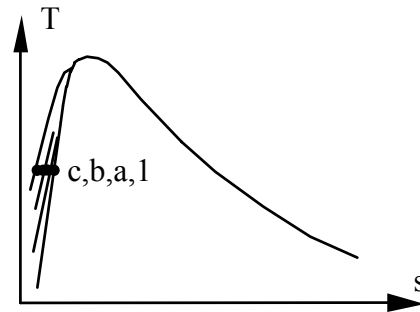
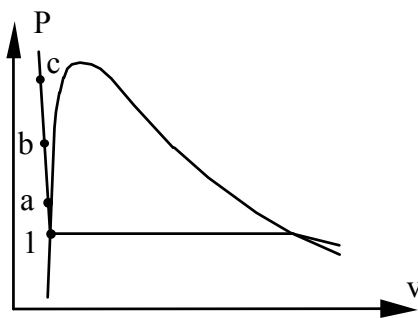
Saturated liquid water at 20°C is compressed to a higher pressure with constant temperature. Find the changes in u and s when the final pressure is is

- a. 500 kPa b. 2000 kPa c. 20 000 kPa

Solution:

	kJ/kg	kJ/kg K		
B.1.1:	$u_1 = 83.94$	$s_1 = 0.2966$		
B.1.4:	$u_a = 83.91$	$s_a = 0.2965$	$\Delta u = -0.03$	$\Delta s = -0.0001$
B.1.4:	$u_b = 83.82$	$s_b = 0.2962$	$\Delta u = -0.12$	$\Delta s = -0.0004$
B.1.4:	$u_c = 82.75$	$s_c = 0.2922$	$\Delta u = -1.19$	$\Delta s = -0.0044$

Nearly constant u and s , incompressible media



8.29

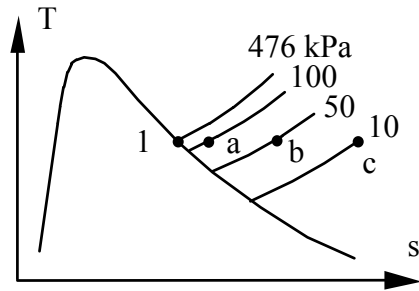
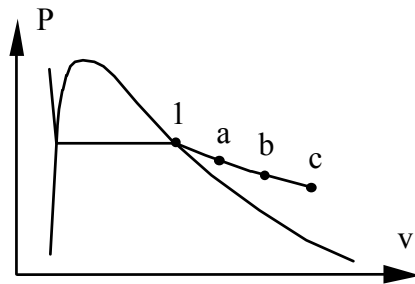
Saturated vapor water at 150°C is expanded to a lower pressure with constant temperature. Find the changes in u and s when the final pressure is is

- a. 100 kPa b. 50 kPa c. 10 kPa

Solution:

Table B.1.1 for the first state then B.1.3 for the a, b and c states.

	kJ/kg	kJ/kg K		
$u_1 =$	2559.54	$s_1 =$	6.8378	
$u_a =$	2582.75	$s_a =$	7.6133	$\Delta u = 23.21$ $\Delta s = 0.7755$
$u_b =$	2585.61	$s_b =$	7.94	$\Delta u = 26.07$ $\Delta s = 1.1022$
$u_c =$	2587.86	$s_c =$	8.6881	$\Delta u = 28.32$ $\Delta s = 1.8503$



8.30

Determine the missing property among P , T , s , x for the following states:

- a. Ammonia 25°C , $v = 0.10 \text{ m}^3/\text{kg}$
- b. Ammonia 1000 kPa , $s = 5.2 \text{ kJ/kg K}$
- c. R-134a 5°C , $s = 1.7 \text{ kJ/kg K}$
- d. R-134a 50°C , $s = 1.9 \text{ kJ/kg K}$
- e. R-22 100 kPa , $v = 0.3 \text{ m}^3/\text{kg}$

Solution:

	Table	P kPa	T °C	s kJ/kg K	x
a)	B2.1	1003	25	4.1601	0.7776
b)	B2.2	1000	42.53	5.2	-----
c)	B5.1	350.9	5	1.7	0.96598
d)	B5.2	232.3	50	1.9	-----
e)	B4.2	100	42.6	1.1975	-----

a) $x = (0.1 - 0.001658)/0.12647 = \mathbf{0.7776}$

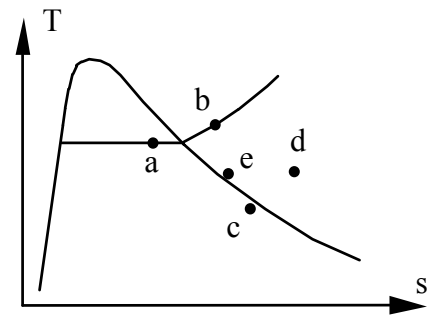
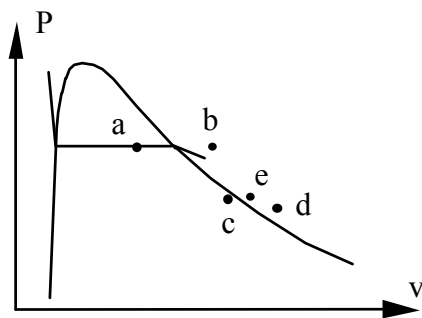
$s = s_f + x s_{fg} = 1.121 + x \times 3.9083 = \mathbf{4.1601 \text{ kJ/kg K}}$

b) $T = 40 + 10 \times (5.2 - 5.1778)/(5.2654 - 5.1778) = \mathbf{42.53^\circ\text{C}}$
 superheated vapor so x is undefined

c) $x = (1.7 - 1.0243)/0.6995 = \mathbf{0.96598}$
 $P = P_{\text{sat}} = \mathbf{350.9 \text{ kPa}}$

d) superheated vapor between 200 and 300 kPa
 $P = 200 + 100 \times (1.9 - 1.9117)/(1.8755 - 1.9117) = \mathbf{232.3 \text{ kPa}}$

e) $T = 40 + 10 \times (0.3 - 0.29739)/(0.30729 - 0.29739) = \mathbf{42.636^\circ\text{C}}$
 $s = 1.1919 + 0.2636 \times (1.2132 - 1.1919) = \mathbf{1.1975 \text{ kJ/kg K}}$



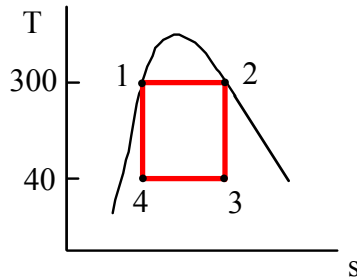
Reversible processes

8.31

Consider a Carnot-cycle heat engine with water as the working fluid. The heat transfer to the water occurs at 300°C, during which process the water changes from saturated liquid to saturated vapor. The heat is rejected from the water at 40°C. Show the cycle on a T - s diagram and find the quality of the water at the beginning and end of the heat rejection process. Determine the net work output per kilogram of water and the cycle thermal efficiency.

Solution:

From the definition of the Carnot cycle, two constant s and two constant T processes.



From table B.1.1

State 2 is saturated vapor so

$$s_3 = s_2 = 5.7044 \text{ kJ/kg K} \\ = 0.5724 + x_3(7.6845)$$

$$x_3 = \mathbf{0.6678}$$

State 1 is saturated liquid so

$$s_4 = s_1 = 3.2533 \text{ kJ/kg K} = 0.5724 + x_4(7.6845)$$

$$x_4 = \mathbf{0.3489}$$

$$\eta_{\text{TH}} = \frac{w_{\text{NET}}}{q_{\text{H}}} = \frac{T_{\text{H}} - T_{\text{L}}}{T_{\text{H}}} = \frac{260}{573.2} = \mathbf{0.4536}$$

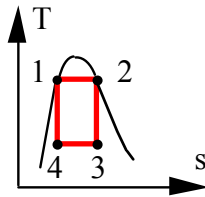
$$q_{\text{H}} = T_{\text{H}}(s_2 - s_1) = 573.2 \text{ K} (5.7044 - 3.2533) \text{ kJ/kg K} = 1405.0 \text{ kJ/kg}$$

$$w_{\text{NET}} = \eta_{\text{TH}} \times q_{\text{H}} = \mathbf{637.3 \text{ kJ/kg}}$$

8.32

In a Carnot engine with ammonia as the working fluid, the high temperature is 60°C and as Q_H is received, the ammonia changes from saturated liquid to saturated vapor. The ammonia pressure at the low temperature is 190 kPa. Find T_L , the cycle thermal efficiency, the heat added per kilogram, and the entropy, s , at the beginning of the heat rejection process.

Solution:



Constant $T \Rightarrow$ constant P from 1 to 2, Table B.2.1

$$q_H = \int T ds = T (s_2 - s_1) = T s_{fg}$$

$$= h_2 - h_1 = h_{fg} = \mathbf{997.0 \text{ kJ/kg}}$$

States 3 & 4 are two-phase, Table B.2.1

$$\Rightarrow T_L = T_3 = T_4 = T_{\text{sat}}(P) = \mathbf{-20^\circ\text{C}}$$

$$\eta_{\text{cycle}} = 1 - \frac{T_L}{T_H} = 1 - \frac{253.2}{333.2} = \mathbf{0.24}$$

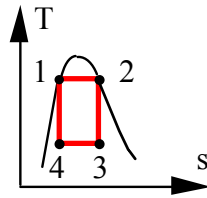
Table B.2.1: $s_3 = s_2 = s_g(60^\circ\text{C}) = \mathbf{4.6577 \text{ kJ/kg K}}$

8.33

Water is used as the working fluid in a Carnot cycle heat engine, where it changes from saturated liquid to saturated vapor at 200°C as heat is added. Heat is rejected in a constant pressure process (also constant T) at 20 kPa . The heat engine powers a Carnot cycle refrigerator that operates between -15°C and $+20^\circ\text{C}$. Find the heat added to the water per kg water. How much heat should be added to the water in the heat engine so the refrigerator can remove 1 kJ from the cold space?

Solution:

Carnot cycle heat engine:



Constant $T \Rightarrow$ constant P from 1 to 2, Table B.2.1

$$q_H = \int T ds = T (s_2 - s_1) = T s_{fg} = h_{fg}$$

$$= 473.15 (4.1014) = \mathbf{1940\text{ kJ/kg}}$$

States 3 & 4 are two-phase, Table B.2.1

$$\Rightarrow T_L = T_3 = T_4 = T_{\text{sat}}(P) = 60.06^\circ\text{C}$$

Carnot cycle refrigerator (T_L and T_H are different from above):

$$\beta_{\text{ref}} = \frac{Q_L}{W} = \frac{T_L}{T_H - T_L} = \frac{273 - 15}{20 - (-15)} = \frac{258}{35} = 7.37$$

$$W = \frac{Q_L}{\beta} = \frac{1}{7.37} = 0.136\text{ kJ}$$

The needed work comes from the heat engine

$$W = \eta_{\text{HE}} Q_{H\text{H}_2\text{O}} ; \quad \eta_{\text{HE}} = 1 - \frac{T_L}{T_H} = 1 - \frac{333}{473} = 0.296$$

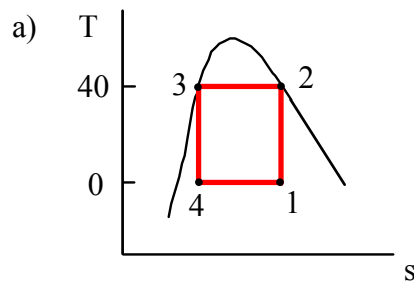
$$Q_{H\text{H}_2\text{O}} = \frac{W}{\eta_{\text{HE}}} = \frac{0.136}{0.296} = \mathbf{0.46\text{ kJ}}$$

8.34

Consider a Carnot-cycle heat pump with R-22 as the working fluid. Heat is rejected from the R-22 at 40°C, during which process the R-22 changes from saturated vapor to saturated liquid. The heat is transferred to the R-22 at 0°C.

- Show the cycle on a T - s diagram.
- Find the quality of the R-22 at the beginning and end of the isothermal heat addition process at 0°C.
- Determine the coefficient of performance for the cycle.

Solution:



- b) From Table B.4.1, state 3 is saturated liquid

$$\begin{aligned}
 s_4 = s_3 &= 0.3417 \text{ kJ/kg K} \\
 &= 0.1751 + x_4(0.7518) \\
 \Rightarrow x_4 &= \mathbf{0.2216}
 \end{aligned}$$

State 2 is saturated vapor so from Table B.4.1

$$\begin{aligned}
 s_1 = s_2 &= 0.8746 \text{ kJ/kg K} = 0.1751 + x_1(0.7518) \\
 \Rightarrow x_1 &= \mathbf{0.9304}
 \end{aligned}$$

c)

$$\beta' = \frac{q_H}{w_{IN}} = \frac{T_H}{T_H - T_L} = \frac{313.2}{40} = \mathbf{7.83}$$

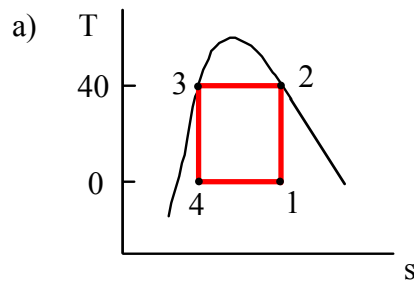
8.35

Do Problem 8.34 using refrigerant R-134a instead of R-22.

Consider a Carnot-cycle heat pump with R-22 as the working fluid. Heat is rejected from the R-22 at 40°C, during which process the R-22 changes from saturated vapor to saturated liquid. The heat is transferred to the R-22 at 0°C.

- Show the cycle on a T - s diagram.
- Find the quality of the R-22 at the beginning and end of the isothermal heat addition process at 0°C.
- Determine the coefficient of performance for the cycle.

Solution:



- b) From Table B.5.1, state 3 is saturated liquid

$$s_4 = s_3 = 1.1909 \text{ kJ/kg K} \\ = 1.00 + x_4(0.7262)$$

$$\Rightarrow x_4 = \mathbf{0.2629}$$

State 2 is saturated vapor so from Table B.5.1

$$s_1 = s_2 = 1.7123 \text{ kJ/kg K} = 1.00 + x_1(0.7262)$$

$$\Rightarrow x_1 = \mathbf{0.9809}$$

c)

$$\beta' = \frac{q_H}{w_{IN}} = \frac{T_H}{T_H - T_L} = \frac{313.2}{40} = \mathbf{7.83}$$

8.36

Water at 200 kPa, $x = 1.0$ is compressed in a piston/cylinder to 1 MPa, 250°C in a reversible process. Find the sign for the work and the sign for the heat transfer.

Solution:

State 1: Table B.1.1:

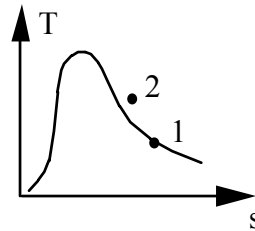
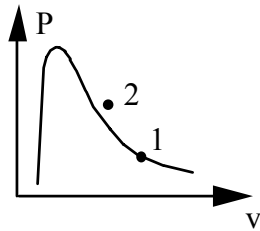
$$v_1 = 0.8857 \text{ m}^3/\text{kg}; \quad u_1 = 2529.5 \text{ kJ/kg}; \quad s_1 = 7.1271 \text{ kJ/kg K}$$

State 2: Table B.1.3:

$$v_2 = 0.23268 \text{ m}^3/\text{kg}; \quad u_2 = 2709.9 \text{ kJ/kg}; \quad s_2 = 6.9246 \text{ kJ/kg K}$$

$$v_2 < v_1 \quad \Rightarrow \quad {}_1w_2 = \int P \, dv < 0$$

$$s_2 < s_1 \quad \Rightarrow \quad {}_1q_2 = \int T \, ds < 0$$



8.37

Water at 200 kPa, $x = 1.0$ is compressed in a piston/cylinder to 1 MPa, 350°C in a reversible process. Find the sign for the work and the sign for the heat transfer.

Solution:

$${}_1w_2 = \int P \, dv$$

so sign dv

$${}_1q_2 = \int T \, ds$$

so sign ds

B1.2 $v_1 = 0.88573 \text{ m}^3/\text{kg}$

$s_1 = 7.1271 \text{ kJ/kg K}$

B1.3 $v_2 = 0.28247 \text{ m}^3/\text{kg}$

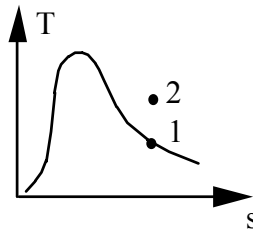
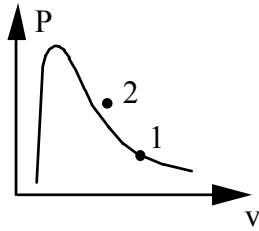
$s_2 = 7.301 \text{ kJ/kg K}$

$dv < 0 \quad \Rightarrow$

w is negative

$ds > 0 \quad \Rightarrow$

q is positive



8.38

Ammonia at 1 MPa, 50°C is expanded in a piston/cylinder to 500 kPa, 20°C in a reversible process. Find the sign for both the work and the heat transfer.

Solution:

$${}_1w_2 = \int P \, dv \quad \text{so sign } dv$$

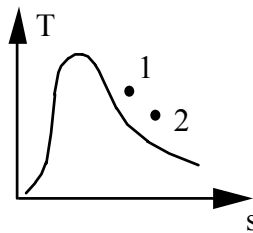
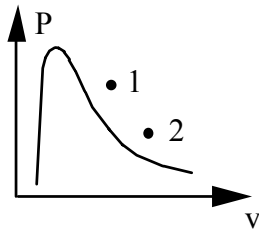
$${}_1q_2 = \int T \, ds \quad \text{so sign } ds$$

$$\text{B.2.2 } v_1 = 0.14499 \, \text{m}^3/\text{kg} \quad s_1 = 5.2654 \, \text{kJ/kg K}$$

$$\text{B.2.2 } v_2 = 0.26949 \, \text{m}^3/\text{kg} \quad s_2 = 5.4244 \, \text{kJ/kg K}$$

$$dv > 0 \quad \Rightarrow \quad \mathbf{w \text{ is positive}}$$

$$ds > 0 \quad \Rightarrow \quad \mathbf{q \text{ is positive}}$$



8.39

One kilogram of ammonia in a piston/cylinder at 50°C, 1000 kPa is expanded in a reversible isothermal process to 100 kPa. Find the work and heat transfer for this process.

Solution:

C.V.: NH₃ This is a control mass $m_2 = m_1$ with a reversible process

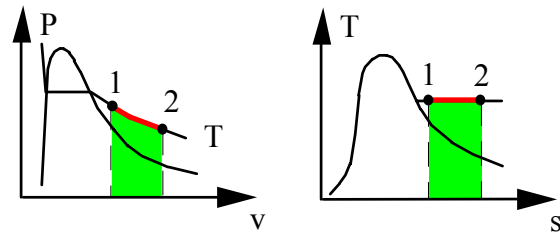
$$\text{Energy Eq.5.11: } m(u_2 - u_1) = {}_1Q_2 - {}_1W_2$$

$$\text{Entropy Eq.8.3: } m(s_2 - s_1) = \int (1/T) dQ = {}_1Q_2/T \quad (= \text{since reversible})$$

$$\text{Rev.: } {}_1W_2 = \int PdV$$

$${}_1Q_2 = \int Tm ds = mT(s_2 - s_1)$$

From Table B.2.2



$$\text{State 1: } u_1 = 1391.3 \text{ kJ/kg; } s_1 = 5.265 \text{ kJ/kg K}$$

$$\text{State 2: } u_2 = 1424.7 \text{ kJ/kg; } s_2 = 6.494 \text{ kJ/kg K; } v_2 = 1.5658 \text{ m}^3/\text{kg;}$$

$$h_2 = 1581.2 \text{ kJ/kg}$$

$${}_1Q_2 = 1 \text{ kg } (273 + 50) \text{ K } (6.494 - 5.265) \text{ kJ/kg K} = \mathbf{396.967 \text{ kJ}}$$

$${}_1W_2 = {}_1Q_2 - m(u_2 - u_1) = \mathbf{363.75 \text{ kJ}}$$

8.40

One kilogram of ammonia in a piston/cylinder at 50°C, 1000 kPa is expanded in a reversible isobaric process to 140°C. Find the work and heat transfer for this process.

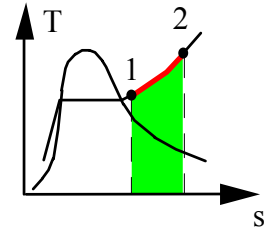
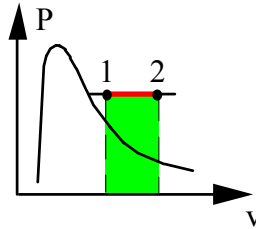
Solution:

Control mass.

$$m(u_2 - u_1) = {}_1Q_2 - {}_1W_2$$

Process: $P = \text{constant}$

$$\Rightarrow {}_1W_2 = mP(v_2 - v_1)$$



State 1: Table B.2.2 $v_1 = 0.145 \text{ m}^3/\text{kg}$, $u_1 = 1391.3 \text{ kJ/kg}$

State 2: Table B.2.2 $v_2 = 0.1955 \text{ m}^3/\text{kg}$, $u_2 = 1566.7 \text{ kJ/kg}$

$${}_1W_2 = 1 \times 1000(0.1955 - 0.145) = \mathbf{50.5 \text{ kJ}}$$

$${}_1Q_2 = m(u_2 - u_1) + {}_1W_2 = 1 \times (1566.7 - 1391.3) + 50.5 = \mathbf{225.9 \text{ kJ}}$$

8.41

One kilogram of ammonia in a piston/cylinder at 50°C, 1000 kPa is expanded in a reversible adiabatic process to 100 kPa. Find the work and heat transfer for this process.

Solution:

Control mass: Energy Eq.5.11: $m(u_2 - u_1) = {}_1Q_2 - {}_1W_2$

Entropy Eq.8.3: $m(s_2 - s_1) = \int dQ/T$ (= since reversible)

Process: ${}_1Q_2 = 0 \Rightarrow s_2 = s_1$

State 1: (P, T) Table B.2.2, $u_1 = 1391.3$ kJ/kg, $s_1 = 5.2654$ kJ/kg K

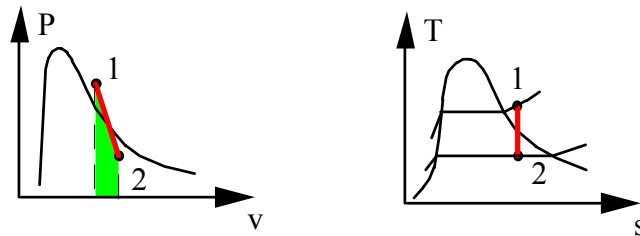
State 2: $P_2, s_2 \Rightarrow$ 2 phase Table B.2.1

Interpolate: $s_{g2} = 5.8404$ kJ/kg K, $s_f = 0.1192$ kJ/kg K

$$x_2 = \frac{s - s_f}{s_{fg}} = \frac{5.2654 - 0.1192}{5.7212} = 0.90,$$

$$u_2 = u_f + x_2 u_{fg} = 27.66 + 0.9 \times 1257.0 = 1158.9 \text{ kJ/kg}$$

$${}_1W_2 = 1 \times (1391.3 - 1158.9) = \mathbf{232.4 \text{ kJ}}$$



8.42

A cylinder fitted with a piston contains ammonia at 50°C, 20% quality with a volume of 1 L. The ammonia expands slowly, and during this process heat is transferred to maintain a constant temperature. The process continues until all the liquid is gone. Determine the work and heat transfer for this process.

Solution:

C.V. Ammonia in the cylinder.

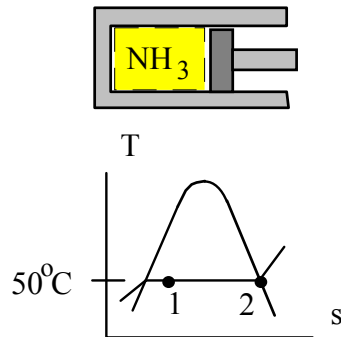


Table B.2.1: $T_1 = 50^\circ\text{C}$, $x_1 = 0.20$, $V_1 = 1 \text{ L}$

$$v_1 = 0.001777 + 0.2 \times 0.06159 = 0.014095 \text{ m}^3/\text{kg}$$

$$s_1 = 1.5121 + 0.2 \times 3.2493 = 2.1620 \text{ kJ/kg K}$$

$$m = V_1/v_1 = 0.001/0.014095 = 0.071 \text{ kg}$$

$$v_2 = v_g = 0.06336 \text{ m}^3/\text{kg},$$

$$s_2 = s_g = 4.7613 \text{ kJ/kg K}$$

Process: $T = \text{constant to } x_2 = 1.0$, $P = \text{constant} = 2.033 \text{ MPa}$

From the constant pressure process

$${}_1W_2 = \int PdV = Pm(v_2 - v_1) = 2033 \times 0.071 \times (0.06336 - 0.014095) = \mathbf{7.11 \text{ kJ}}$$

From the second law Eq.8.3 with constant T

$${}_1Q_2 = \int TdS = Tm(s_2 - s_1) = 323.2 \times 0.071(4.7613 - 2.1620) = \mathbf{59.65 \text{ kJ}}$$

or ${}_1Q_2 = m(u_2 - u_1) + {}_1W_2 = m(h_2 - h_1)$

$$h_1 = 421.48 + 0.2 \times 1050.01 = 631.48 \text{ kJ/kg}, \quad h_2 = 1471.49 \text{ kJ/kg}$$

$${}_1Q_2 = 0.071(1471.49 - 631.48) = \mathbf{59.65 \text{ kJ}}$$

8.43

An insulated cylinder fitted with a piston contains 0.1 kg of water at 100°C, 90% quality. The piston is moved, compressing the water until it reaches a pressure of 1.2 MPa. How much work is required in the process?

Solution:

C.V. Water in cylinder.

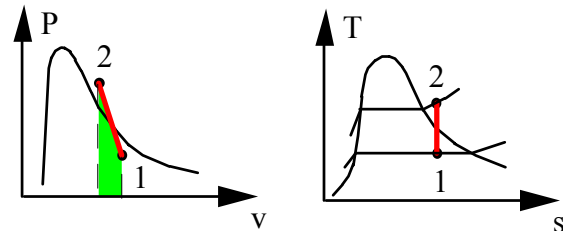
$$\text{Energy Eq.5.11: } {}_1Q_2 = 0 = m(u_2 - u_1) + {}_1W_2$$

$$\text{Entropy Eq.8.3: } m(s_2 - s_1) = \int dQ/T = 0 \quad (\text{assume reversible})$$

State 1: 100°C, $x_1 = 0.90$:

Table B.1.1,

$$s_1 = 1.3068 + 0.90 \times 6.048 \\ = 6.7500 \text{ kJ/kg K}$$



$$u_1 = 418.91 + 0.9 \times 2087.58 = 2297.7 \text{ kJ/kg}$$

$$\text{State 2: Given by (P, s) B.1.3 } \left. \begin{array}{l} s_2 = s_1 = 6.7500 \\ P_2 = 1.2 \text{ MPa} \end{array} \right\} \Rightarrow \left\{ \begin{array}{l} T_2 = 232.3^\circ\text{C} \\ u_2 = 2672.9 \end{array} \right.$$

$${}_1W_2 = -m(u_2 - u_1) = -0.1(2672.9 - 2297.7) = \mathbf{-37.5 \text{ kJ}}$$

8.44

Compression and heat transfer brings R-134a in a piston/cylinder from 500 kPa, 50°C to saturated vapor in an isothermal process. Find the specific heat transfer and the specific work.

Solution:

$m = \text{constant}$

Energy Eq.5.11: $u_2 - u_1 = {}_1q_2 - {}_1w_2$

Entropy Eq.8.3: $s_2 - s_1 = \int dq/T = {}_1q_2/T$

Process: $T = C$ and assume reversible $\Rightarrow {}_1q_2 = T(s_2 - s_1)$

State 1: Table B.5.2:

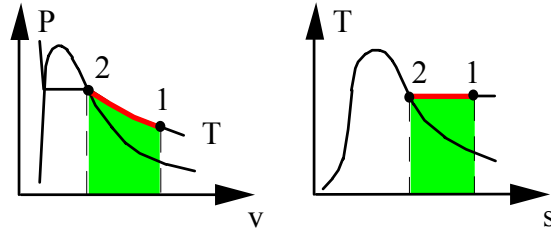
$$u_1 = 415.91 \text{ kJ/kg,}$$

$$s_1 = 1.827 \text{ kJ/kg K}$$

State 2: Table B.5.1

$$u_2 = 403.98 \text{ kJ/kg,}$$

$$s_2 = 1.7088 \text{ kJ/kg K}$$



$${}_1q_2 = (273 + 50) \times (1.7088 - 1.827) = \mathbf{-38.18 \text{ kJ/kg}}$$

$${}_1w_2 = {}_1q_2 + u_1 - u_2 = -38.18 + 415.91 - 403.98$$

$$= \mathbf{-26.25 \text{ kJ/kg}}$$

8.45

One kilogram of water at 300°C expands against a piston in a cylinder until it reaches ambient pressure, 100 kPa, at which point the water has a quality of 90.2%. It may be assumed that the expansion is reversible and adiabatic. What was the initial pressure in the cylinder and how much work is done by the water?

Solution:

C.V. Water. Process: Rev., $Q = 0$

$$\text{Energy Eq.5.11: } m(u_2 - u_1) = {}_1Q_2 - {}_1W_2 = -{}_1W_2$$

$$\text{Entropy Eq.8.3: } m(s_2 - s_1) = \int dQ/T$$

Process: Adiabatic $Q = 0$ and reversible $\Rightarrow s_2 = s_1$

State 2: $P_2 = 100 \text{ kPa}$, $x_2 = 0.902$ from Table B.1.2

$$s_2 = 1.3026 + 0.902 \times 6.0568 = 6.7658 \text{ kJ/kg K}$$

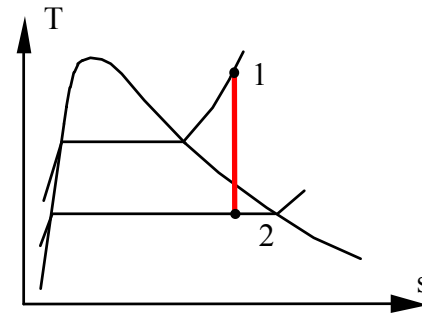
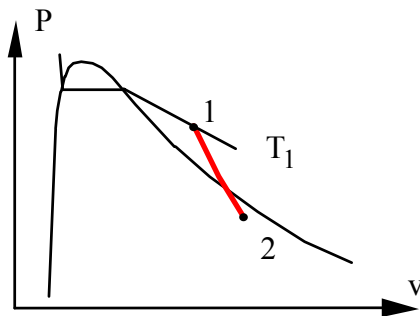
$$u_2 = 417.36 + 0.902 \times 2088.7 = 2301.4 \text{ kJ/kg}$$

State 1 At $T_1 = 300^\circ\text{C}$, $s_1 = 6.7658$ Find it in Table B.1.3

$$\Rightarrow P_1 = \mathbf{2000 \text{ kPa}}, \quad u_1 = 2772.6 \text{ kJ/kg}$$

From the energy equation

$${}_1W_2 = m(u_1 - u_2) = 1(2772.6 - 2301.4) = \mathbf{471.2 \text{ kJ}}$$



8.46

Water in a piston/cylinder at 400°C , 2000 kPa is expanded in a reversible adiabatic process. The specific work is measured to be 415.72 kJ/kg out. Find the final P and T and show the P - v and the T - s diagram for the process.

Solution:

C.V. Water, which is a control mass. Adiabatic so: ${}_1q_2 = 0$

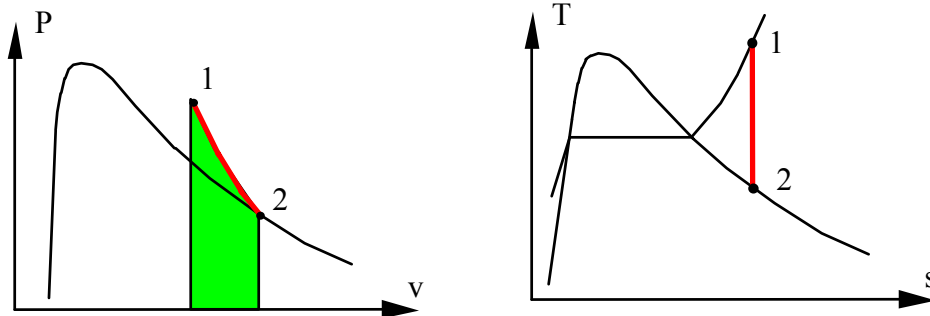
Energy Eq.5.11: $u_2 - u_1 = {}_1q_2 - {}_1w_2 = -{}_1w_2$

Entropy Eq.8.3: $s_2 - s_1 = \int dq/T = 0$ (= since reversible)

State 1: Table B.1.3 $u_1 = 2945.21\text{ kJ/kg}$; $s_1 = 7.127\text{ kJ/kg K}$

State 2: (s, u): $u_2 = u_1 - {}_1w_2 = 2945.21 - 415.72 = 2529.49\text{ kJ/kg}$

\Rightarrow **sat. vapor 200 kPa , $T = 120.23^\circ\text{C}$**



8.47

A piston/cylinder has 2 kg ammonia at 50°C, 100 kPa which is compressed to 1000 kPa. The process happens so slowly that the temperature is constant. Find the heat transfer and work for the process assuming it to be reversible.

Solution:

CV : NH₃ Control Mass

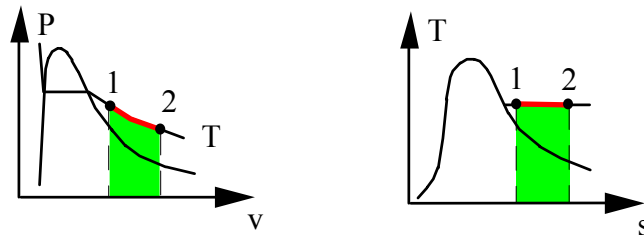
Energy Eq.5.11: $m(u_2 - u_1) = {}_1Q_2 - {}_1W_2$;

Entropy Eq.8.3: $m(s_2 - s_1) = \int dQ/T$

Process: $T = \text{constant}$ and assume reversible process

1: (T,P), Table B.2.2: $v_1 = 1.5658 \text{ m}^3/\text{kg}$, $u_1 = 1424.7 \text{ kJ/kg}$,
 $s_1 = 6.4943 \text{ kJ/kg K}$

2: (T,P), Table B.2.2: $v_2 = 0.1450 \text{ m}^3/\text{kg}$, $u_2 = 1391.3 \text{ kJ/kg}$,
 $s_2 = 5.2654 \text{ kJ/kg K}$



From the entropy equation (2nd law)

$${}_1Q_2 = mT(s_2 - s_1) = 2 \times 323.15 (5.2654 - 6.4943) = \mathbf{-794.2 \text{ kJ}}$$

From the energy equation

$${}_1W_2 = {}_1Q_2 - m(u_2 - u_1) = -794.24 - 2(1391.3 - 1424.62) = \mathbf{-727.6 \text{ kJ}}$$

8.48

A piston cylinder has R-134a at -20°C , 100 kPa which is compressed to 500 kPa in a reversible adiabatic process. Find the final temperature and the specific work.

Solution:

C.V. R-134a, Control mass of unknown size, adiabatic ${}_1q_2 = 0$

Energy Eq.5.11: $u_2 - u_1 = {}_1q_2 - {}_1w_2 = -{}_1w_2$

Entropy Eq.8.3: $s_2 - s_1 = \int dq/T$

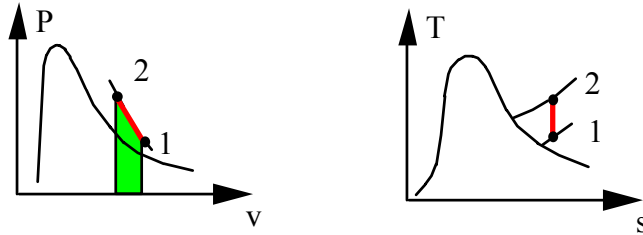
Process: Adiabatic and reversible $\Rightarrow s_2 = s_1$

State 1: (T, P) B.5.2 $u_1 = 367.36 \text{ kJ/kg}$, $s_1 = 1.7665 \text{ kJ/kg K}$

State 2: (P, s) B.5.2 $P_2 = 500 \text{ kPa}$, $s_2 = s_1 = 1.7665 \text{ kJ/kg K}$

very close at 30°C $u_2 = 398.99 \text{ kJ/kg}$

${}_1w_2 = u_2 - u_1 = 367.36 - 398.99 = \mathbf{-31.63 \text{ kJ/kg}}$



8.49

A closed tank, $V = 10$ L, containing 5 kg of water initially at 25°C , is heated to 175°C by a heat pump that is receiving heat from the surroundings at 25°C . Assume that this process is reversible. Find the heat transfer to the water and the change in entropy.

Solution:

C.V.: Water from state 1 to state 2.

$$\text{Energy Eq. 5.11: } m(u_2 - u_1) = {}_1Q_2 - {}_1W_2$$

$$\text{Entropy Eq. 8.3: } m(s_2 - s_1) = \int dQ/T$$

Process: constant volume (reversible isometric) so ${}_1W_2 = 0$

State 1: $v_1 = V/m = 0.002$ from Table B.1.1

$$x_1 = (0.002 - 0.001003)/43.358 = 0.000023$$

$$u_1 = 104.86 + 0.000023 \times 2304.9 = 104.93 \text{ kJ/kg}$$

$$s_1 = 0.3673 + 0.000023 \times 8.1905 = 0.36759 \text{ kJ/kg K}$$

Continuity eq. (same mass) and $V = C$ fixes v_2

State 2: $T_2, v_2 = v_1$ so from Table B.1.1

$$x_2 = (0.002 - 0.001121)/0.21568 = 0.004075$$

$$u_2 = 740.16 + 0.004075 \times 1840.03 = 747.67 \text{ kJ/kg}$$

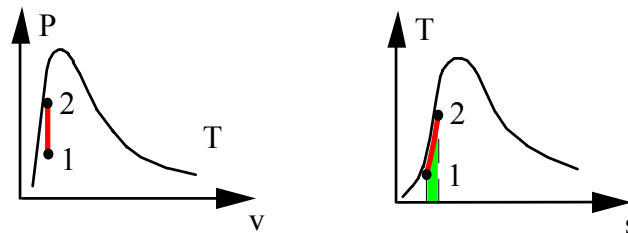
$$s_2 = 2.0909 + 0.004075 \times 4.5347 = 2.1094 \text{ kJ/kg K}$$

Energy eq. has $W = 0$, thus provides heat transfer as

$${}_1Q_2 = m(u_2 - u_1) = 3213.7 \text{ kJ}$$

The entropy change becomes

$$m(s_2 - s_1) = 5(2.1094 - 0.36759) = \mathbf{8.709 \text{ kJ/K}}$$



Notice we do not perform the integration $\int dQ/T$ to find change in s as the equation for the dQ as a function of T is not known.

8.50

A cylinder containing R-134a at 10°C, 150 kPa, has an initial volume of 20 L. A piston compresses the R-134a in a reversible, isothermal process until it reaches the saturated vapor state. Calculate the required work and heat transfer to accomplish this process.

Solution:

C.V. R-134a.

Cont.Eq.: $m_2 = m_1 = m$;

Energy Eq.:5.11 $m(u_2 - u_1) = {}_1Q_2 - {}_1W_2$

Entropy Eq.8.3: $m(s_2 - s_1) = \int dQ/T$

Process: $T = \text{constant}$, reversible

State 1: (T, P) Table B.5.2 $u_1 = 388.36 \text{ kJ/kg}$, $s_1 = 1.822 \text{ kJ/kg K}$

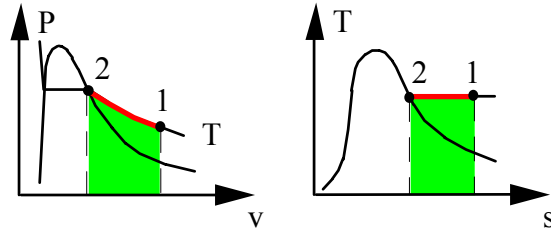
$$m = V/v_1 = 0.02/0.148283 = 0.1349 \text{ kg}$$

State 2: (10°C, sat. vapor)

Table B.5.1

$$u_2 = 383.67 \text{ kJ/kg},$$

$$s_2 = 1.7218 \text{ kJ/kg K}$$



As T is constant we can find Q by integration as

$${}_1Q_2 = \int T ds = mT(s_2 - s_1) = 0.1349 \times 283.15 \times (1.7218 - 1.822) = \mathbf{-3.83 \text{ kJ}}$$

The work is then from the energy equation

$${}_1W_2 = m(u_1 - u_2) + {}_1Q_2 = 0.1349 \times (388.36 - 383.67) - 3.83 = \mathbf{-3.197 \text{ kJ}}$$

8.51

A heavily-insulated cylinder fitted with a frictionless piston, as shown in Fig. P8.51 contains ammonia at 5°C, 92.9% quality, at which point the volume is 200 L. The external force on the piston is now increased slowly, compressing the ammonia until its temperature reaches 50°C. How much work is done by the ammonia during this process?

Solution:

C.V. ammonia in cylinder, insulated so assume adiabatic $Q = 0$.

Cont.Eq.: $m_2 = m_1 = m$;

Energy Eq.5.11: $m(u_2 - u_1) = {}_1Q_2 - {}_1W_2$

Entropy Eq.8.3: $m(s_2 - s_1) = \int dQ/T$

State 1: $T_1 = 5^\circ\text{C}$, $x_1 = 0.929$, $V_1 = 200 \text{ L} = 0.2 \text{ m}^3$

Table B.2.1 saturated vapor, $P_1 = P_g = 515.9 \text{ kPa}$

$$v_1 = v_f + x_1 v_{fg} = 0.001583 + 0.929 \times 0.2414 = 0.2258 \text{ m}^3/\text{kg},$$

$$u_1 = u_f + x_1 u_{fg} = 202.8 + 0.929 \times 1119.2 = 1242.5 \text{ kJ/kg}$$

$$s_1 = s_f + x_1 s_{fg} = 0.7951 + 0.929 \times 4.44715 = 4.9491 \text{ kJ/kg K},$$

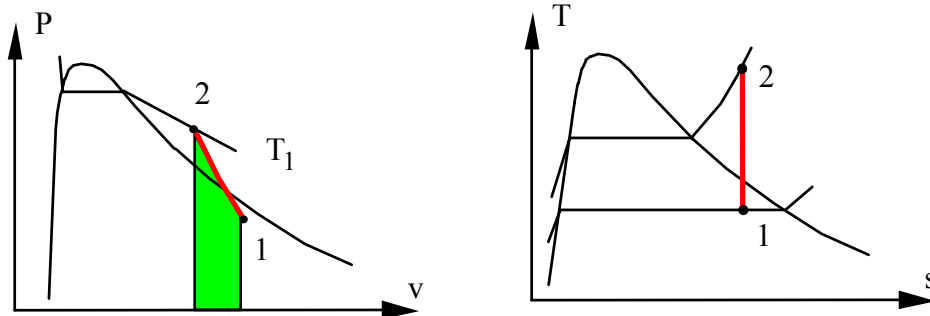
$$m_1 = V_1/v_1 = 0.2 / 0.2258 = 0.886 \text{ kg}$$

Process: $1 \rightarrow 2$ Adiabatic ${}_1Q_2 = 0$ & Reversible $\Rightarrow s_1 = s_2$

State 2: $T_2 = 50^\circ\text{C}$, $s_2 = s_1 = 4.9491 \text{ kJ/kg K}$

superheated vapor, interpolate in Table B.2.2 \Rightarrow

$$P_2 = 1600 \text{ kPa}, \quad u_2 = 1364.9 \text{ kJ/kg}$$



Energy equation gives the work as

$${}_1W_2 = m(u_1 - u_2) = 0.886 (1242.5 - 1364.9) = -108.4 \text{ kJ}$$

8.52

A piston/cylinder has 2 kg water at 1000 kPa, 250°C which is now cooled with a constant loading on the piston. This isobaric process ends when the water has reached a state of saturated liquid. Find the work and heat transfer and sketch the process in both a P-v and a T-s diagram.

Solution:

C.V. H₂O

$$\text{Energy Eq.5.11: } m(u_2 - u_1) = {}_1Q_2 - {}_1W_2$$

$$\text{Entropy Eq.8.3: } m(s_2 - s_1) = \int dQ/T$$

$$\text{Process: } P = C \Rightarrow W = \int P dV = P(V_2 - V_1)$$

$$\text{State 1: B.1.3 } v_1 = 0.23268 \text{ m}^3/\text{kg}, s_1 = 6.9246 \text{ kJ/kg K}, u_1 = 2709.91 \text{ kJ/kg}$$

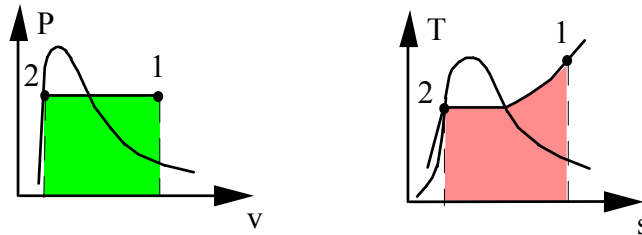
$$\text{State 2: B.1.2 } v_2 = 0.001127 \text{ m}^3/\text{kg}, s_2 = 2.1386 \text{ kJ/kg K}, u_2 = 761.67 \text{ kJ/kg}$$

From the process equation

$${}_1W_2 = m P (v_2 - v_1) = 2 \times 1000 (0.001127 - 0.23268) = \mathbf{-463.1 \text{ kJ}}$$

From the energy equation we get

$${}_1Q_2 = m(u_2 - u_1) + {}_1W_2 = 2 (761.67 - 2709.91) - 463.1 = \mathbf{-4359.6 \text{ kJ}}$$



8.53

Water at 1000 kPa, 250°C is brought to saturated vapor in a piston/cylinder with an isothermal process. Find the specific work and heat transfer. Estimate the specific work from the area in the P-v diagram and compare it to the correct value.

Solution:

$$\text{Continuity Eq.: } m_2 = m_1 = m ;$$

$$\text{Energy Eq.:5.11 } m(u_2 - u_1) = {}_1Q_2 - {}_1W_2$$

$$\text{Entropy Eq.8.3: } m(s_2 - s_1) = \int dQ/T$$

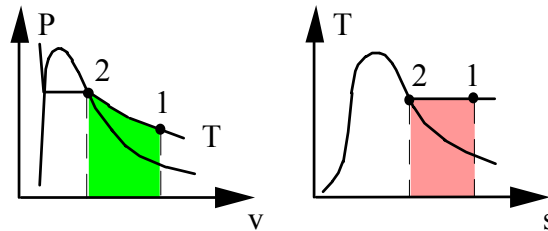
Process: $T = \text{constant}$, reversible

State 1: Table B.1.3:

$$v_1 = 0.23268 \text{ m}^3/\text{kg}; \quad u_1 = 2709.91 \text{ kJ/kg}; \quad s_1 = 6.9246 \text{ kJ/kg K}$$

State 2: (T, x) Table B.1.1 $P_2 = 3973 \text{ kPa}$

$$v_2 = 0.05013 \text{ m}^3/\text{kg}, \quad u_2 = 2602.37 \text{ kJ/kg}, \quad s_2 = 6.0729 \text{ kJ/kg K}$$



From the entropy equation

$${}_1q_2 = \int T ds = T(s_2 - s_1) = (250 + 273)(6.0729 - 6.9246) = \mathbf{-445.6 \text{ kJ/kg}}$$

From the energy equation

$${}_1w_2 = {}_1q_2 + u_1 - u_2 = -445.6 + 2709.91 - 2602.37 = \mathbf{-338 \text{ kJ/kg}}$$

Estimation of the work term from the area in the P-v diagram

$$\begin{aligned} {}_1w_2 \text{ area} &\cong \frac{1}{2} (P_1 + P_2)(v_2 - v_1) = \frac{1}{2}(1000 + 3973)(0.05013 - 0.23268) \\ &= \mathbf{-454 \text{ kJ/kg}} \end{aligned}$$

Not extremely accurate estimate; P-v curve not linear more like $Pv = \text{constant}$ as curve has positive curvature the linear variation over-estimates area.

8.54

Water at 1000 kPa, 250°C is brought to saturated vapor in a rigid container, shown in Fig. P8.54. Find the final T and the specific heat transfer in this isometric process.

Solution:

$$\text{Energy Eq.5.11: } u_2 - u_1 = {}_1q_2 - {}_1w_2$$

$$\text{Entropy Eq.8.3: } s_2 - s_1 = \int dq/T$$

$$\text{Process: } v = \text{constant} \Rightarrow {}_1w_2 = 0$$

$$\text{State 1: (T, P) Table B.1.3 } u_1 = 2709.91 \text{ kJ/kg, } v_1 = 0.23268 \text{ m}^3/\text{kg}$$

$$\text{State 2: } x = 1 \text{ and } v_2 = v_1 \text{ so from Table B.1.1 we see } P_2 \cong 800 \text{ kPa}$$

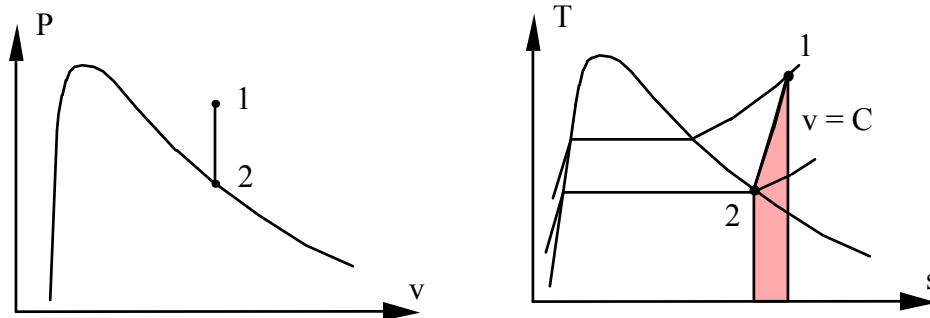
$$T_2 = 170 + 5 \times (0.23268 - 0.24283)/(0.2168 - 0.24283)$$

$$= 170 + 5 \times 0.38993 = \mathbf{171.95^\circ\text{C}}$$

$$u_2 = 2576.46 + 0.38993 \times (2580.19 - 2576.46) = 2577.9 \text{ kJ/kg}$$

From the energy equation

$${}_1q_2 = u_2 - u_1 = 2577.9 - 2709.91 = \mathbf{-132 \text{ kJ/kg}}$$



Notice to get ${}_1q_2 = \int T ds$ we must know the function $T(s)$ which we do not readily have for this process.

8.55

Estimate the specific heat transfer from the area in the T-s diagram and compare it to the correct value for the states and process in Problem 8.54.

Solution:

$$\text{Energy Eq.5.11: } u_2 - u_1 = {}_1q_2 - {}_1w_2$$

$$\text{Entropy Eq.8.3: } s_2 - s_1 = \int dq/T$$

$$\text{Process: } v = \text{constant} \Rightarrow {}_1w_2 = 0$$

$$\begin{aligned} \text{State 1: (T, P) Table B.1.3 } u_1 &= 2709.91 \text{ kJ/kg, } v_1 = 0.23268 \text{ m}^3/\text{kg}, \\ s_1 &= 6.9246 \text{ kJ/kg K} \end{aligned}$$

$$\text{State 2: } x = 1 \text{ and } v_2 = v_1 \text{ so from Table B.1.1 we see } P_2 \cong 800 \text{ kPa}$$

$$\begin{aligned} T_2 &= 170 + 5 \times (0.23268 - 0.24283)/(0.2168 - 0.24283) \\ &= 170 + 5 \times 0.38993 = \mathbf{171.95^\circ\text{C}} \end{aligned}$$

$$u_2 = 2576.46 + 0.38993 \times (2580.19 - 2576.46) = 2577.9 \text{ kJ/kg}$$

$$s_2 = 6.6663 + 0.38993 (6.6256 - 6.6663) = 6.6504 \text{ kJ/kg K}$$

From the energy equation

$${}_1q_2 \text{ actual} = u_2 - u_1 = 2577.9 - 2709.91 = \mathbf{-132 \text{ kJ/kg}}$$

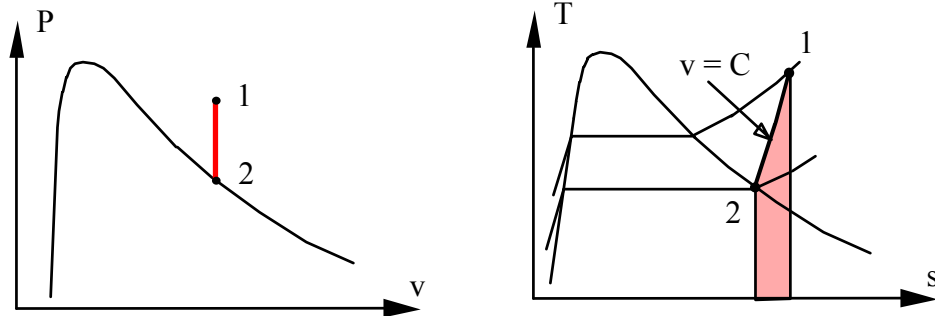
Assume a linear variation of T versus s.

$${}_1q_2 = \int T ds = \text{area} \cong \frac{1}{2} (T_1 + T_2)(s_2 - s_1)$$

$$= \frac{1}{2} (171.95 + (2 \times 273.15) + 250)(6.6504 - 6.9246)$$

$$= \mathbf{-132.74 \text{ kJ/kg}}$$

very close i.e. the $v = C$ curve is close to a straight line in the T-s diagram. Look at the constant v curves in Fig. E.1. In the two-phase region they curve slightly and more so in the region above the critical point.



8.56

Water at 1000 kPa, 250°C is brought to saturated vapor in a piston/cylinder with an isobaric process. Find the specific work and heat transfer. Estimate the specific heat transfer from the area in the T-s diagram and compare it to the correct value.

Solution:

C.V. H₂O

$$\text{Energy Eq.5.11: } u_2 - u_1 = {}_1q_2 - {}_1w_2$$

$$\text{Entropy Eq.8.3: } s_2 - s_1 = \int dq/T$$

$$\text{Process: } P = C \quad \Rightarrow \quad w = \int P dv = P(v_2 - v_1)$$

$$1: \text{ B1.3 } v_1 = 0.23268 \text{ m}^3/\text{kg}, \quad s_1 = 6.9246 \text{ kJ/kgK}, \quad u_1 = 2709.91 \text{ kJ/kg}$$

$$2: \text{ B1.3 } v_2 = 0.19444 \text{ m}^3/\text{kg}, \quad s_2 = 6.5864 \text{ kJ/kg K}, \quad u_2 = 2583.64 \text{ kJ/kg}, \\ T_2 = 179.91^\circ\text{C}$$

From the process equation

$${}_1w_2 = P(v_2 - v_1) = 1000(0.1944 - 0.23268) = \mathbf{-38.28 \text{ kJ/kg}}$$

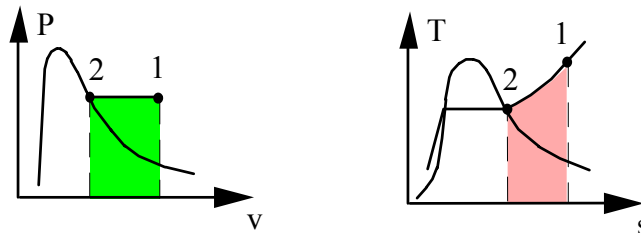
From the energy equation

$${}_1q_2 = u_2 - u_1 + {}_1w_2 = 2583.64 - 2709.91 - 38.28 = \mathbf{-164.55 \text{ kJ/kg}}$$

Now estimate the heat transfer from the T-s diagram.

$${}_1q_2 = \int T ds = \text{AREA} \cong \frac{1}{2}(T_1 + T_2)(s_2 - s_1) \\ = \frac{1}{2}(250 + 179.91 + 2 \times 273.15)(6.5864 - 6.9246) \\ = 488.105 \times (-0.3382) = \mathbf{-165.1 \text{ kJ/kg}}$$

very close approximation. The $P = C$ curve in the T-s diagram is nearly a straight line. Look at the constant P curves on Fig.E.1. Up over the critical point they curve significantly.



8.57

A heavily insulated cylinder/piston contains ammonia at 1200 kPa, 60°C. The piston is moved, expanding the ammonia in a reversible process until the temperature is -20°C. During the process 600 kJ of work is given out by the ammonia. What was the initial volume of the cylinder?

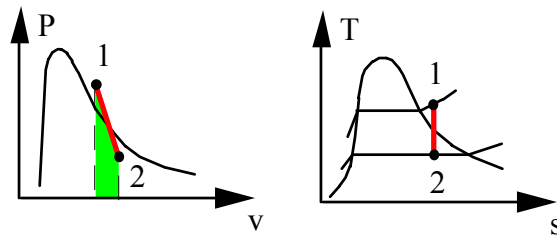
C.V. ammonia. Control mass with no heat transfer.

State 1: Table B.2.2 $v_1 = 0.1238 \text{ m}^3/\text{kg}$, $s_1 = 5.2357 \text{ kJ/kg K}$

$$u_1 = h - Pv = 1553.3 - 1200 \times 0.1238 = 1404.9 \text{ kJ/kg}$$

Entropy Eq.: $m(s_2 - s_1) = \int dQ/T + {}_1S_2_{\text{gen}}$

Process: reversible (${}_1S_2_{\text{gen}} = 0$) and adiabatic ($dQ = 0$) $\Rightarrow s_2 = s_1$



State 2: $T_2, s_2 \Rightarrow x_2 = (5.2357 - 0.3657)/5.2498 = 0.928$

$$u_2 = 88.76 + 0.928 \times 1210.7 = 1211.95 \text{ kJ/kg}$$

$${}_1Q_2 = 0 = m(u_2 - u_1) + {}_1W_2 = m(1211.95 - 1404.9) + 600$$

$$\Rightarrow m = 3.110 \text{ kg}$$

$$V_1 = mv_1 = 3.11 \times 0.1238 = \mathbf{0.385 \text{ m}^3}$$

8.58

Water at 1000 kPa, 250°C is brought to saturated vapor in a piston/cylinder with an adiabatic process. Find the final T and the specific work. Estimate the specific work from the area in the P-v diagram and compare it to the correct value.

Solution:

C.V. Water, which is a control mass with unknown size.

$$\text{Energy Eq.5.11: } u_2 - u_1 = 0 - {}_1w_2$$

$$\text{Entropy Eq.8.3: } s_2 - s_1 = \int dq/T = 0$$

Process: Adiabatic ${}_1q_2 = 0$ and reversible as used above

$$\text{State 1: Table B.1.3 } v_1 = 0.23268 \text{ m}^3/\text{kg}, \quad u_1 = 2709.91 \text{ kJ/kg}, \\ s_1 = 6.9246 \text{ kJ/kg K}$$

$$\text{State 2: Table B.1.1 } x = 1 \quad \text{and} \quad s_2 = s_1 = 6.9246 \text{ kJ/kg K}$$

$$\Rightarrow T_2 \cong 140.56^\circ\text{C}, \quad P_2 \cong 367.34 \text{ kPa}, \quad v_2 = 0.50187 \text{ m}^3/\text{kg}, \\ u_2 \cong 2550.56 \text{ kJ/kg}$$

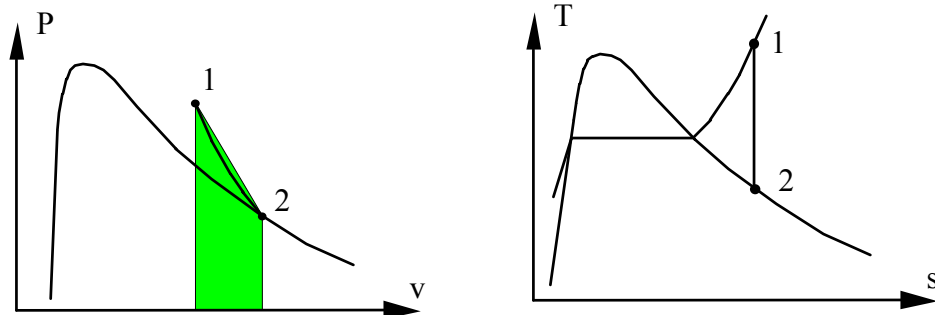
From the energy equation

$${}_1w_2 = u_1 - u_2 = 2709.91 - 2550.56 = 159.35 \text{ kJ/kg}$$

Now estimate the work term from the area in the P-v diagram

$${}_1w_2 \cong \frac{1}{2} (P_1 + P_2)(v_2 - v_1) \\ = \frac{1}{2} (1000 + 367.34)(0.50187 - 0.23268) \\ = \mathbf{184 \text{ kJ/kg}}$$

The $s = \text{constant}$ curve is not a straight line in the the P-v diagram, notice the straight line overestimates the area slightly.



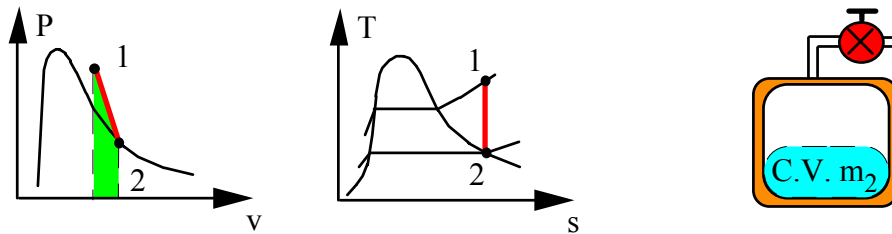
8.59

A rigid, insulated vessel contains superheated vapor steam at 3 MPa, 400°C. A valve on the vessel is opened, allowing steam to escape. The overall process is irreversible, but the steam remaining inside the vessel goes through a reversible adiabatic expansion. Determine the fraction of steam that has escaped, when the final state inside is saturated vapor.

C.V.: steam remaining inside tank. Rev. & Adiabatic (inside only)

Cont.Eq.: $m_2 = m_1 = m$; Energy Eq.: $m(u_2 - u_1) = {}_1Q_2 - {}_1W_2$

Entropy Eq.: $m(s_2 - s_1) = \int dQ/T + {}_1S_2_{\text{gen}}$



Rev (${}_1S_2_{\text{gen}} = 0$) Adiabatic ($Q = 0$) $\Rightarrow s_2 = s_1 = 6.9212 = s_G \text{ at } T_2$

$\Rightarrow T_2 = 141^\circ\text{C}$, $v_2 = v_g \text{ at } T_2 = 0.4972 \text{ m}^3/\text{kg}$

$$\frac{m_e}{m_1} = \frac{m_1 - m_2}{m_1} = 1 - \frac{m_2}{m_1} = 1 - \frac{v_1}{v_2} = 1 - \frac{0.09936}{0.4972} = \mathbf{0.80}$$

8.60

A piston/cylinder contains 2 kg water at 200°C, 10 MPa. The piston is slowly moved to expand the water in an isothermal process to a pressure of 200 kPa. Any heat transfer takes place with an ambient at 200°C and the whole process may be assumed reversible. Sketch the process in a P-V diagram and calculate both the heat transfer and the total work.

Solution:

C.V. Water.

$$\text{Energy Eq. 5.11: } m(u_2 - u_1) = {}_1Q_2 - {}_1W_2$$

$$\text{Entropy Eq. 8.3: } m(s_2 - s_1) = \int dQ/T = {}_1Q_2 / T$$

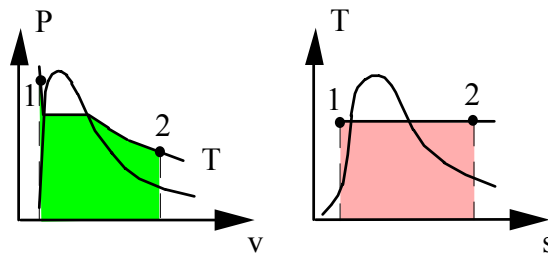
Process: $T = C$ and reversible as used in entropy equation

$$\text{State 1: Table B.1.4: } v_1 = 0.001148 \text{ m}^3/\text{kg}, \quad u_1 = 844.49 \text{ kJ/kg}, \\ s_1 = 2.3178 \text{ kJ/kg K},$$

$$V_1 = mv_1 = 0.0023 \text{ m}^3$$

$$\text{State 2: Table B.1.3: } v_2 = 1.08034 \text{ m}^3/\text{kg}, \quad u_2 = 2654.4 \text{ kJ/kg} \\ s_2 = 7.5066 \text{ kJ/kg K}$$

$$V_2 = mv_2 = 2.1607 \text{ m}^3,$$



From the entropy equation and the process equation

$${}_1Q_2 = mT(s_2 - s_1) = 2 \times 473.15 (7.5066 - 2.3178) = \mathbf{4910 \text{ kJ}}$$

From the energy equation

$${}_1W_2 = {}_1Q_2 - m(u_2 - u_1) = \mathbf{1290.3 \text{ kJ}}$$

Entropy generation

8.61

One kg water at 500°C and 1 kg saturated water vapor both at 200 kPa are mixed in a constant pressure and adiabatic process. Find the final temperature and the entropy generation for the process.

Solution:

$$\text{Continuity Eq.: } m_2 - m_A - m_B = 0$$

$$\text{Energy Eq.5.11: } m_2u_2 - m_Au_A - m_Bu_B = -{}_1W_2$$

$$\text{Entropy Eq.8.14: } m_2s_2 - m_As_A - m_Bs_B = \int dQ/T + {}_1S_2 \text{ gen}$$

$$\text{Process: } P = \text{Constant} \Rightarrow {}_1W_2 = \int PdV = P(V_2 - V_1)$$

$$Q = 0$$

Substitute the work term into the energy equation and rearrange to get

$$m_2u_2 + P_2V_2 = m_2h_2 = m_Au_A + m_Bu_B + PV_1 = m_Ah_A + m_Bh_B$$

where the last rewrite used $PV_1 = PV_A + PV_B$.

$$\text{State A1: Table B.1.3 } h_A = 3487.03 \text{ kJ/kg, } s_A = 8.5132 \text{ kJ/kg K}$$

$$\text{State B1: Table B.1.2 } h_B = 2706.63 \text{ kJ/kg, } s_B = 7.1271 \text{ kJ/kg K}$$

Energy equation gives:

$$h_2 = \frac{m_A}{m_2} h_A + \frac{m_B}{m_2} h_B = \frac{1}{2} 3487.03 + \frac{1}{2} 2706.63 = 3096.83$$

$$\text{State 2: } P_2, h_2 = 3096.83 \text{ kJ/kg} \Rightarrow s_2 = 7.9328 \text{ kJ/kg K; } T_2 = \mathbf{312.2^\circ\text{C}}$$

With the zero heat transfer we have

$$\begin{aligned} {}_1S_2 \text{ gen} &= m_2s_2 - m_As_A - m_Bs_B \\ &= 2 \times 7.9328 - 1 \times 8.5132 - 1 \times 7.1271 = \mathbf{0.225 \text{ kJ/K}} \end{aligned}$$

8.62

The unrestrained expansion of the reactor water in Problem 5.48 has a final state in the two-phase region. Find the entropy generated in the process.

A water-filled reactor with volume of 1 m^3 is at 20 MPa , 360°C and placed inside a containment room as shown in Fig. P5.48. The room is well insulated and initially evacuated. Due to a failure, the reactor ruptures and the water fills the containment room. Find the minimum room volume so the final pressure does not exceed 200 kPa .

Solution:

C.V.: Containment room and reactor.

$$\text{Mass: } m_2 = m_1 = V_{\text{reactor}}/v_1 = 1/0.001823 = 548.5 \text{ kg}$$

$$\text{Energy Eq.5.11: } m(u_2 - u_1) = {}_1Q_2 - {}_1W_2 = 0 - 0 = 0$$

$$\text{Entropy Eq.8.14: } m(s_2 - s_1) = \int dQ/T + {}_1S_2_{\text{gen}}$$

$$\text{State 1: (T, P) Table B.1.4 } u_1 = 1702.8 \text{ kJ/kg, } s_1 = 3.877$$

$$\text{Energy equation implies } u_2 = u_1 = 1702.8 \text{ kJ/kg}$$

$$\text{State 2: } P_2 = 200 \text{ kPa, } u_2 < u_g \Rightarrow \text{Two-phase Table B.1.2}$$

$$x_2 = (u_2 - u_f)/u_{fg} = (1702.8 - 504.47)/2025.02 = 0.59176$$

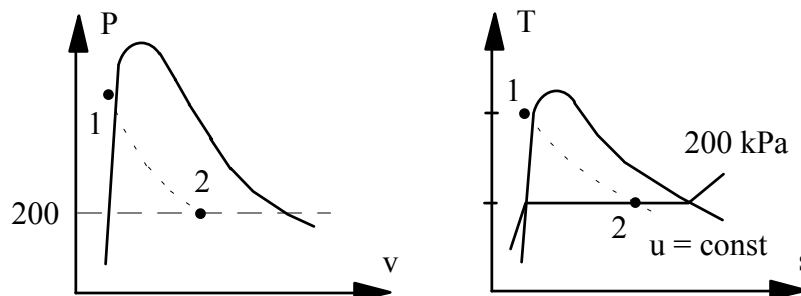
$$v_2 = 0.001061 + 0.59176 \times 0.88467 = 0.52457 \text{ m}^3/\text{kg}$$

$$s_2 = s_f + x_2 s_{fg} = 1.53 + 0.59176 \times 5.597 = 4.8421 \text{ kJ/kg K}$$

$$V_2 = m_2 v_2 = 548.5 \times 0.52457 = \mathbf{287.7 \text{ m}^3}$$

From the entropy equation the generation is

$$\begin{aligned} {}_1S_2_{\text{gen}} &= m(s_2 - s_1) = 548.5 (4.8421 - 3.877) \\ &= \mathbf{529.4 \text{ kJ/K}} \end{aligned}$$



Entropy is generated due to the unrestrained expansion. No work was taken out as the volume goes up.

8.63

A mass and atmosphere loaded piston/cylinder contains 2 kg of water at 5 MPa, 100°C. Heat is added from a reservoir at 700°C to the water until it reaches 700°C. Find the work, heat transfer, and total entropy production for the system and surroundings.

Solution:

C.V. Water out to surroundings at 700°C. This is a control mass.

$$\text{Energy Eq.5.11: } U_2 - U_1 = {}_1Q_2 - {}_1W_2$$

$$\text{Entropy Eq.8.14: } m(s_2 - s_1) = \int dQ/T + {}_1S_{2 \text{ gen}} = {}_1Q_2/T_{\text{res}} + {}_1S_{2 \text{ gen}}$$

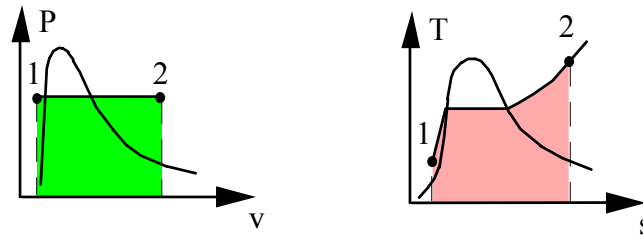
$$\text{Process: } P = \text{constant so } {}_1W_2 = P(V_2 - V_1) = mP(v_2 - v_1)$$

$$\text{State 1: Table B.1.4: } h_1 = 422.72 \text{ kJ/kg, } u_1 = 417.52 \text{ kJ/kg,}$$

$$s_1 = 1.303 \text{ kJ/kg K, } v_1 = 0.00104 \text{ m}^3/\text{kg}$$

$$\text{State 2: Table B.1.3: } h_2 = 3900.1 \text{ kJ/kg, } u_2 = 3457.6 \text{ kJ/kg,}$$

$$s_2 = 7.5122 \text{ kJ/kg K, } v_2 = 0.08849 \text{ m}^3/\text{kg}$$



Work is found from the process (area in P-V diagram)

$${}_1W_2 = mP(v_2 - v_1) = 2 \times 5000(0.08849 - 0.00104) = \mathbf{874.6 \text{ kJ}}$$

The heat transfer from the energy equation is

$${}_1Q_2 = U_2 - U_1 + {}_1W_2 = m(u_2 - u_1) + mP(v_2 - v_1) = m(h_2 - h_1)$$

$${}_1Q_2 = 2(3900.1 - 422.72) = \mathbf{6954.76 \text{ kJ}}$$

Entropy generation from entropy equation (or Eq.8.18)

$${}_1S_{2 \text{ gen}} = m(s_2 - s_1) - {}_1Q_2/T_{\text{res}} = 2(7.5122 - 1.303) - 6954/973 = \mathbf{5.27 \text{ kJ/K}}$$

8.64

Ammonia is contained in a rigid sealed tank unknown quality at 0°C . When heated in boiling water to 100°C its pressure reaches 1200 kPa. Find the initial quality, the heat transfer to the ammonia and the total entropy generation.

Solution:

C.V. Ammonia, which is a control mass of constant volume.

$$\text{Energy Eq.5.11: } u_2 - u_1 = {}_1q_2 - {}_1w_2$$

$$\text{Entropy Eq.8.14: } s_2 - s_1 = \int dq/T + {}_1s_2 \text{ gen}$$

$$\text{State 2: } 1200 \text{ kPa, } 100^\circ\text{C} \Rightarrow \text{Table B.2.2}$$

$$s_2 = 5.5325 \text{ kJ/kg K, } v_2 = 0.14347 \text{ m}^3/\text{kg, } u_2 = 1485.8 \text{ kJ/kg}$$

$$\text{State 1: } v_1 = v_2 \Rightarrow \text{Table B.2.1}$$

$$x_1 = (0.14347 - 0.001566)/0.28763 = 0.49336$$

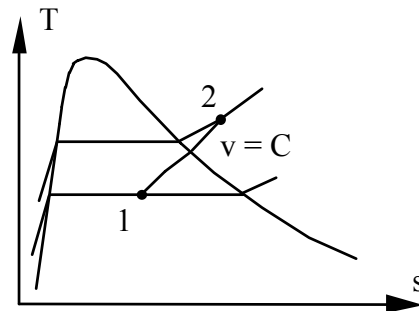
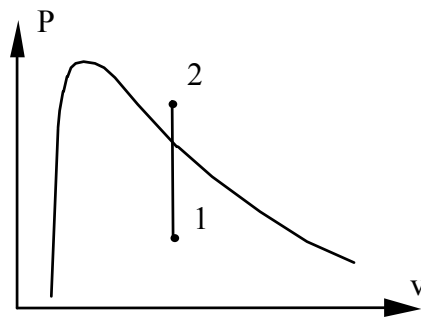
$$u_1 = 741.28 \text{ kJ/kg, } s_1 = 0.7114 + x_1 \times 4.6195 = 2.9905 \text{ kJ/kg K}$$

$$\text{Process: } V = \text{constant} \Rightarrow {}_1w_2 = 0$$

$${}_1q_2 = (u_2 - u_1) = 1485.8 - 741.28 = 744.52 \text{ kJ/kg}$$

To get the total entropy generation take the C.V out to the water at 100°C .

$$\begin{aligned} {}_1s_2 \text{ gen} &= s_2 - s_1 - {}_1q_2/T = 5.5325 - 2.9905 - 744.52/373.15 \\ &= \mathbf{0.547 \text{ kJ/kg K}} \end{aligned}$$



8.65

An insulated cylinder/piston contains R-134a at 1 MPa, 50°C, with a volume of 100 L. The R-134a expands, moving the piston until the pressure in the cylinder has dropped to 100 kPa. It is claimed that the R-134a does 190 kJ of work against the piston during the process. Is that possible?

Solution:

C.V. R-134a in cylinder. Insulated so assume $Q = 0$.

State 1: Table B.5.2, $v_1 = 0.02185 \text{ m}^3/\text{kg}$, $u_1 = 409.39 \text{ kJ/kg}$,

$$s_1 = 1.7494 \text{ kJ/kg K}, \quad m = V_1/v_1 = 0.1/0.02185 = 4.577 \text{ kg}$$

Energy Eq.5.11: $m(u_2 - u_1) = {}_1Q_2 - {}_1W_2 = 0 - 190 \Rightarrow$

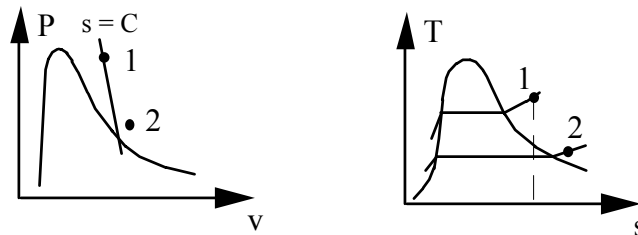
$$u_2 = u_1 - {}_1W_2/m = 367.89 \text{ kJ/kg}$$

State 2: $P_2, u_2 \Rightarrow$ Table B.5.2: $T_2 = -19.25^\circ\text{C}$; $s_2 = 1.7689 \text{ kJ/kg K}$

Entropy Eq.8.14: $m(s_2 - s_1) = \int dQ/T + {}_1S_{2,\text{gen}} = {}_1S_{2,\text{gen}}$

$${}_1S_{2,\text{gen}} = m(s_2 - s_1) = 0.0893 \text{ kJ/K}$$

This is possible since ${}_1S_{2,\text{gen}} > 0$



8.66

A piece of hot metal should be cooled rapidly (quenched) to 25°C, which requires removal of 1000 kJ from the metal. The cold space that absorbs the energy could be one of three possibilities: (1) Submerge the metal into a bath of liquid water and ice, thus melting the ice. (2) Let saturated liquid R-22 at -20°C absorb the energy so that it becomes saturated vapor. (3) Absorb the energy by vaporizing liquid nitrogen at 101.3 kPa pressure.

- Calculate the change of entropy of the cooling media for each of the three cases.
- Discuss the significance of the results.

Solution:

- Melting or boiling at const P & T

$${}_1Q_2 = m(u_2 - u_1) + Pm(v_2 - v_1) = m(h_2 - h_1)$$

$$1) \text{ Ice melting at } 0^\circ\text{C}, \text{ Table B.1.5: } m = {}_1Q_2 / h_{ig} = \frac{1000}{333.41} = 2.9993 \text{ kg}$$

$$\Delta S_{\text{H}_2\text{O}} = ms_{ig} = 2.9993(1.221) = \mathbf{3.662 \text{ kJ/K}}$$

$$2) \text{ R-22 boiling at } -20^\circ\text{C}, \text{ Table B.4.1: } m = {}_1Q_2 / h_{fg} = \frac{1000}{220.327} = 4.539 \text{ kg}$$

$$\Delta S_{\text{R-22}} = ms_{fg} = 4.539(0.8703) = \mathbf{3.950 \text{ kJ/K}}$$

$$3) \text{ N}_2 \text{ boiling at } 101.3 \text{ kPa}, \text{ Table B.6.1: } m = {}_1Q_2 / h_{fg} = \frac{1000}{198.842} = 5.029 \text{ kg}$$

$$\Delta S_{\text{N}_2} = ms_{fg} = 5.029(2.5708) = \mathbf{12.929 \text{ kJ/K}}$$

- The larger the $\Delta(1/T)$ through which the Q is transferred, the larger the ΔS .

8.67

A piston cylinder has 2.5 kg ammonia at 50 kPa, -20°C . Now it is heated to 50°C at constant pressure through the bottom of the cylinder from external hot gas at 200°C . Find the heat transfer to the ammonia and the total entropy generation.

Solution:

C.V. Ammonia plus space out to the hot gas.

$$\text{Energy Eq.5.11:} \quad m(u_2 - u_1) = {}_1Q_2 - {}_1W_2$$

$$\text{Entropy Eq.8.14:} \quad m(s_2 - s_1) = \int dQ/T + {}_1S_{2,\text{gen}} = {}_1Q_2/T_{\text{gas}} + {}_1S_{2,\text{gen}}$$

$$\text{Process:} \quad P = C \Rightarrow {}_1W_2 = Pm(v_2 - v_1)$$

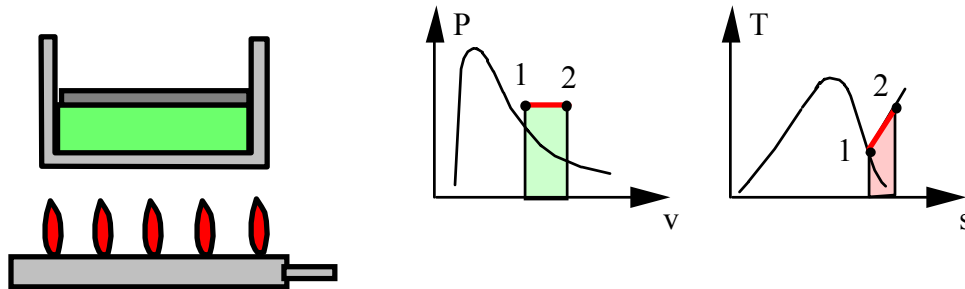
$$\begin{aligned} \text{State 1: Table B.2.2} \quad v_1 &= 2.4463 \text{ m}^3/\text{kg}, \quad h_1 = 1434.6 \text{ kJ/kg}, \\ s_1 &= 6.3187 \text{ kJ/kg K} \end{aligned}$$

$$\begin{aligned} \text{State 2: Table B.2.2} \quad v_2 &= 3.1435 \text{ m}^3/\text{kg}, \quad h_2 = 1583.5 \text{ kJ/kg}, \\ s_2 &= 6.8379 \text{ kJ/kg K} \end{aligned}$$

Substitute the work into the energy equation and solve for the heat transfer

$${}_1Q_2 = m(h_2 - h_1) = 2.5 (1583.5 - 1434.6) = \mathbf{372.25 \text{ kJ}}$$

$$\begin{aligned} {}_1S_{2,\text{gen}} &= m(s_2 - s_1) - {}_1Q_2/T_{\text{gas}} \\ &= 2.5 (6.8379 - 6.3187) - 372.25/473.15 \\ &= \mathbf{0.511 \text{ kJ/K}} \end{aligned}$$



Remark: This is an internally reversible- externally irreversible process. The s is generated in the space between the 200°C gas and the ammonia. If there are any ΔT in the ammonia then it is also internally irreversible.

8.68

A cylinder fitted with a movable piston contains water at 3 MPa, 50% quality, at which point the volume is 20 L. The water now expands to 1.2 MPa as a result of receiving 600 kJ of heat from a large source at 300°C. It is claimed that the water does 124 kJ of work during this process. Is this possible?

Solution:

C.V.: H₂O in Cylinder

State 1: 3 MPa, $x_1 = 0.5$, Table B.1.2: $T_1 = 233.9^\circ\text{C}$

$$v_1 = v_f + x_1 v_{fg} = 0.001216 + 0.5 \times 0.06546 = 0.033948 \text{ m}^3/\text{kg}$$

$$u_1 = u_f + x_1 u_{fg} = 1804.5 \text{ kJ/kg}, \quad s_1 = s_f + x_1 s_{fg} = 4.4162 \text{ kJ/kg-K}$$

$$m_1 = V_1/v_1 = 0.02 / 0.033948 = 0.589 \text{ kg}$$

$$1^{\text{st}} \text{ Law: } 1 \rightarrow 2, \quad m(u_2 - u_1) = {}_1Q_2 - {}_1W_2;$$

$${}_1Q_2 = 600 \text{ kJ}, \quad {}_1W_2 = 124 \text{ kJ} ?$$

Now solve for u_2

$$u_2 = 1804.5 + (600 - 124)/0.589 = 2612.6 \text{ kJ/kg}$$

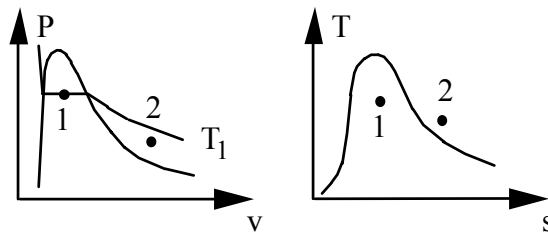
State 2: $P_2 = 1.2 \text{ MPa}$: $u_2 = 2612.6 \text{ kJ/kg}$ Table B.1.3

$$T_2 \cong 200^\circ\text{C}, \quad s_2 = 6.5898 \text{ kJ/kgK}$$

$$2^{\text{nd}} \text{ Law Eq.8.18: } \Delta S_{\text{net}} = m(s_2 - s_1) - \frac{Q_{\text{CV}}}{T_{\text{H}}}; \quad T_{\text{H}} = 300^\circ\text{C}, \quad Q_{\text{CV}} = {}_1Q_2$$

$$\Delta S_{\text{net}} = 0.589 (6.5898 - 4.4162) - \frac{600}{300 + 273} = 0.2335 \text{ kJ/K} \geq 0;$$

Process is possible



8.69

A piston cylinder loaded so it gives constant pressure has 0.75 kg saturated vapor water at 200 kPa. It is now cooled so the volume becomes half the initial volume by heat transfer to the ambient at 20°C. Find the work, the heat transfer and the total entropy generation.

Solution:

$$\text{Continuity Eq.: } m_2 - m_1 = 0$$

$$\text{Energy Eq.5.11: } m(u_2 - u_1) = {}_1Q_2 - {}_1W_2$$

$$\text{Entropy Eq.8.14: } m(s_2 - s_1) = \int dQ/T + {}_1S_2 \text{ gen}$$

$$\text{Process: } P = C \Rightarrow {}_1W_2 = \int PdV = mP(v_2 - v_1)$$

$${}_1Q_2 = m(u_2 - u_1) + {}_1W_2 = m(h_2 - h_1)$$

$$\text{State 1: } v_1 = 0.88573 \text{ m}^3/\text{kg}, \quad h_1 = 2706.63 \text{ kJ/kg}, \quad s_1 = 7.1271 \text{ kJ/kg K}$$

$$\text{State 2: } P_2, \quad v_2 = v_1/2 = 0.444286 \text{ m}^3/\text{kg} \quad \Rightarrow \text{ Table B.1.2}$$

$$x_2 = (0.444286 - 0.001061)/0.88467 = 0.501$$

$$h_2 = 504.68 + x_2 \times 2201.96 = 1607.86 \text{ kJ/kg}$$

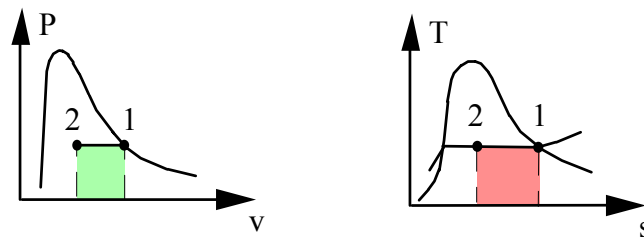
$$s_2 = 1.53 + x_2 \times 5.5970 = 4.3341 \text{ kJ/kg K}$$

$${}_1W_2 = 0.75 \times 200(0.444286 - 0.88573) = \mathbf{-66.22 \text{ kJ}}$$

$${}_1Q_2 = 0.75(1607.86 - 2706.63) = \mathbf{-824.1 \text{ kJ}}$$

$$\begin{aligned} {}_1S_2 \text{ gen} &= m(s_2 - s_1) - {}_1Q_2/T = 0.75(4.3341 - 7.1271) - (-824.1/293.15) \\ &= -2.09475 + 2.81119 = \mathbf{0.716 \text{ kJ/K}} \end{aligned}$$

Notice: The process is externally irreversible (T receiving Q is not T₁)



8.70

A piston/cylinder contains 1 kg water at 150 kPa, 20°C. The piston is loaded so pressure is linear in volume. Heat is added from a 600°C source until the water is at 1 MPa, 500°C. Find the heat transfer and the total change in entropy.

Solution:

CV H₂O out to the source, both ${}_1Q_2$ and ${}_1W_2$

$$\text{Energy Eq.5.11:} \quad m(u_2 - u_1) = {}_1Q_2 - {}_1W_2$$

$$\text{Entropy Eq.8.14:} \quad m(s_2 - s_1) = {}_1Q_2 / T_{\text{SOURCE}} + {}_1S_2_{\text{gen}}$$

$$\text{Process:} \quad P = A + BV \Rightarrow {}_1W_2 = \int P dV = \frac{1}{2} (P_1 + P_2) (V_2 - V_1)$$

State 1: B.1.1 Compressed liquid use saturated liquid at same T:

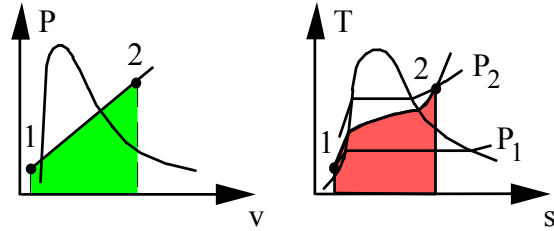
$$v_1 = 0.001002 \text{ m}^3/\text{kg}; \quad u_1 = 83.94 \text{ kJ/kg}; \quad s_1 = 0.2966 \text{ kJ/kg K}$$

State 2: Table B.1.3 sup. vap.

$$v_2 = 0.35411 \text{ m}^3/\text{kg}$$

$$u_2 = 3124.3 \text{ kJ/kg};$$

$$s_2 = 7.7621 \text{ kJ/kg K}$$



$${}_1W_2 = \frac{1}{2} (1000 + 150) 1 (0.35411 - 0.001002) = 203 \text{ kJ}$$

$${}_1Q_2 = 1(3124.3 - 83.94) + 203 = \mathbf{3243.4 \text{ kJ}}$$

$$m(s_2 - s_1) = 1(7.7621 - 0.2968) = 7.4655 \text{ kJ/K}$$

$${}_1Q_2 / T_{\text{source}} = 3.7146 \text{ kJ/K} \quad (\text{for source } Q = -{}_1Q_2 \text{ recall Eq.8.18})$$

$${}_1S_2_{\text{gen}} = m(s_2 - s_1) - {}_1Q_2 / T_{\text{SOURCE}} = \Delta S_{\text{total}}$$

$$= \Delta S_{\text{H}_2\text{O}} + \Delta S_{\text{source}} = 7.4655 - 3.7146 = \mathbf{3.751 \text{ kJ/K}}$$

Remark: This is an external irreversible process (delta T to the source)

8.71

A piston/cylinder has ammonia at 2000 kPa, 80°C with a volume of 0.1 m³. The piston is loaded with a linear spring and outside ambient is at 20°C, shown in Fig. P8.71. The ammonia now cools down to 20°C at which point it has a quality of 10%. Find the work, the heat transfer and the total entropy generation in the process.

CV Ammonia out to the ambient, both ${}_1Q_2$ and ${}_1W_2$

$$\text{Energy Eq.5.11:} \quad m(u_2 - u_1) = {}_1Q_2 - {}_1W_2$$

$$\text{Entropy Eq.8.14:} \quad m(s_2 - s_1) = {}_1Q_2 / T_{\text{ambient}} + {}_1S_2 \text{ gen}$$

$$\text{Process: } P = A + BV \Rightarrow {}_1W_2 = \int P dV = \frac{1}{2} m(P_1 + P_2)(v_2 - v_1)$$

State 1: Table B.2.2

$$v_1 = 0.07595 \text{ m}^3/\text{kg}, \quad u_1 = 1421.6 \text{ kJ/kg}, \quad s_1 = 5.0707 \text{ kJ/kg K}$$

$$m = V_1/v_1 = 0.1/0.07595 = 1.31665 \text{ kg}$$

State 2: Table B.2.1

$$v_2 = 0.001638 + 0.1 \times 0.14758 = 0.016396 \text{ m}^3/\text{kg}$$

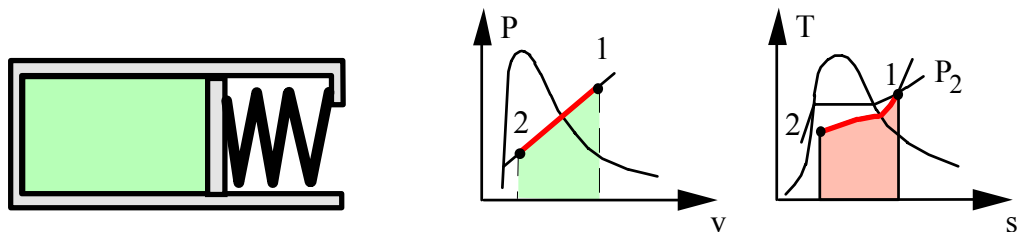
$$u_2 = 272.89 + 0.1 \times 1059.3 = 378.82 \text{ kJ/kg}$$

$$s_2 = 1.0408 + 0.1 \times 4.0452 = 1.44532 \text{ kJ/kg K}$$

$$\begin{aligned} {}_1W_2 &= \frac{1}{2} m(P_1 + P_2)(v_2 - v_1) \\ &= \frac{1}{2} \times 1.31665 (2000 + 857.5)(0.016396 - 0.07595) \\ &= -112 \text{ kJ} \end{aligned}$$

$$\begin{aligned} {}_1Q_2 &= m(u_2 - u_1) + {}_1W_2 = 1.31665 (378.82 - 1421.6) - 112 \\ &= -1484.98 \text{ kJ} \end{aligned}$$

$$\begin{aligned} {}_1S_2 \text{ gen} &= m(s_2 - s_1) - ({}_1Q_2 / T_{\text{amb}}) \\ &= 1.31665 (1.44532 - 5.0707) - \frac{-1484.98}{293.15} \\ &= -4.77336 + 5.0656 = 0.292 \text{ kJ/k} \end{aligned}$$



8.72

A cylinder/piston contains water at 200 kPa, 200°C with a volume of 20 L. The piston is moved slowly, compressing the water to a pressure of 800 kPa. The loading on the piston is such that the product PV is a constant. Assuming that the room temperature is 20°C, show that this process does not violate the second law.

Solution:

C.V.: Water + cylinder out to room at 20°C

$$\text{Energy Eq.5.11:} \quad m(u_2 - u_1) = {}_1Q_2 - {}_1W_2$$

$$\text{Entropy Eq.8.14:} \quad m(s_2 - s_1) = {}_1Q_2 / T_{\text{room}} + {}_1S_2 \text{ gen}$$

$$\text{Process: } PV = \text{constant} = Pmv \Rightarrow v_2 = P_1 v_1 / P_2$$

$${}_1w_2 = \int P dv = P_1 v_1 \ln(v_2/v_1)$$

$$\text{State 1: Table B.1.3, } v_1 = 1.0803 \text{ m}^3/\text{kg}, \quad u_1 = 2654.4 \text{ kJ/kg}, \\ s_1 = 7.5066 \text{ kJ/kg K}$$

$$\text{State 2: } P_2, v_2 = P_1 v_1 / P_2 = 200 \times 1.0803 / 800 = 0.2701 \text{ m}^3/\text{kg}$$

$$\text{Table B.1.3: } u_2 = 2655.0 \text{ kJ/kg}, \quad s_2 = 6.8822 \text{ kJ/kg K}$$

$${}_1w_2 = 200 \times 1.0803 \ln\left(\frac{0.2701}{1.0803}\right) = -299.5 \text{ kJ/kg}$$

$${}_1q_2 = u_2 - u_1 + {}_1w_2 = 2655.0 - 2654.4 - 299.5 = -298.9 \text{ kJ/kg}$$

$${}_1s_{2,\text{gen}} = s_2 - s_1 - \frac{{}_1q_2}{T_{\text{room}}} = 6.8822 - 7.5066 + \frac{298.9}{293.15}$$

$$= 0.395 \text{ kJ/kg K} > 0 \quad \text{satisfy 2nd law.}$$

8.73

One kilogram of ammonia (NH_3) is contained in a spring-loaded piston/cylinder, Fig. P8.73, as saturated liquid at -20°C . Heat is added from a reservoir at 100°C until a final condition of 800 kPa, 70°C is reached. Find the work, heat transfer, and entropy generation, assuming the process is internally reversible.

Solution:

C.V. = NH_3 out to the reservoir.

Continuity Eq.: $m_2 = m_1 = m$

Energy Eq.5.11: $E_2 - E_1 = m(u_2 - u_1) = {}_1Q_2 - {}_1W_2$

Entropy Eq.8.14: $S_2 - S_1 = \int dQ/T + {}_1S_{2,\text{gen}} = {}_1Q_2/T_{\text{res}} + {}_1S_{2,\text{gen}}$

Process: $P = A + BV$ linear in $V \Rightarrow$

$${}_1W_2 = \int P dV = \frac{1}{2}(P_1 + P_2)(V_2 - V_1) = \frac{1}{2}(P_1 + P_2)m(v_2 - v_1)$$

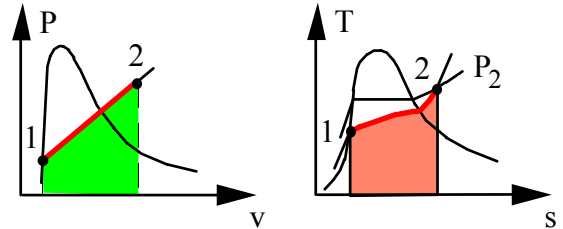
State 1: Table B.2.1

$P_1 = 190.08 \text{ kPa}$,

$v_1 = 0.001504 \text{ m}^3/\text{kg}$

$u_1 = 88.76 \text{ kJ/kg}$,

$s_1 = 0.3657 \text{ kJ/kg K}$



State 2: Table B.2.2 sup. vapor

$v_2 = 0.199 \text{ m}^3/\text{kg}$, $u_2 = 1438.3 \text{ kJ/kg}$, $s_2 = 5.5513 \text{ kJ/kg K}$

$${}_1W_2 = \frac{1}{2}(190.08 + 800)1(0.1990 - 0.001504) = \mathbf{97.768 \text{ kJ}}$$

$${}_1Q_2 = m(u_2 - u_1) + {}_1W_2 = 1(1438.3 - 88.76) + 97.768 = \mathbf{1447.3 \text{ kJ}}$$

$${}_1S_{2,\text{gen}} = m(s_2 - s_1) - {}_1Q_2/T_{\text{res}} = 1(5.5513 - 0.3657) - \frac{1447.3}{373.15} = \mathbf{1.307 \text{ kJ/K}}$$

8.74

A piston/cylinder device keeping a constant pressure has 1 kg water at 20°C and 1 kg of water at 100°C both at 500 kPa separated by a thin membrane. The membrane is broken and the water comes to a uniform state with no external heat transfer. Find the final temperature and the entropy generation for the process.

Solution:

$$\text{Continuity Eq.: } m_2 - m_A - m_B = 0$$

$$\text{Energy Eq.5.11: } m_2 u_2 - m_A u_A - m_B u_B = -{}_1W_2$$

$$\text{Entropy Eq.8.14: } m_2 s_2 - m_A s_A - m_B s_B = \int dQ/T + {}_1S_2 \text{ gen}$$

$$\text{Process: } P = \text{Constant} \Rightarrow {}_1W_2 = \int PdV = P(V_2 - V_1)$$

$$Q = 0$$

Substitute the work term into the energy equation and rearrange to get

$$m_2 u_2 + P_2 V_2 = m_2 h_2 = m_A u_A + m_B u_B + P V_1 = m_A h_A + m_B h_B$$

where the last rewrite used $P V_1 = P V_A + P V_B$.

$$\text{State A1: Table B.1.4 } h_A = 84.41 \text{ kJ/kg} \quad s_A = 0.2965 \text{ kJ/kg K}$$

$$\text{State B1: Table B.1.4 } h_B = 419.32 \text{ kJ/kg} \quad s_B = 1.3065 \text{ kJ/kg K}$$

Energy equation gives:

$$h_2 = \frac{m_A}{m_2} h_A + \frac{m_B}{m_2} h_B = \frac{1}{2} 84.41 + \frac{1}{2} 419.32 = 251.865 \text{ kJ/kg}$$

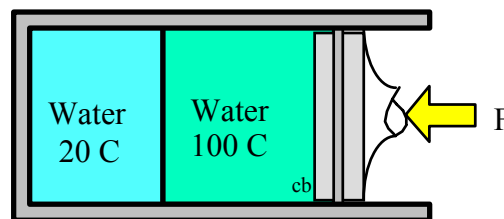
$$\text{State 2: } h_2 = 251.865 \text{ kJ/kg} \ \& \ P_2 = 500 \text{ kPa} \ \text{from Table B.1.4}$$

$$T_2 = 60.085^\circ\text{C}, \quad s_2 = 0.83184 \text{ kJ/kg K}$$

With the zero heat transfer we have

$${}_1S_2 \text{ gen} = m_2 s_2 - m_A s_A - m_B s_B$$

$$= 2 \times 0.83184 - 1 \times 0.2965 - 1 \times 1.3065 = \mathbf{0.0607 \text{ kJ/K}}$$



Entropy of a liquid or a solid

8.75

A piston cylinder has constant pressure of 2000 kPa with water at 20°C. It is now heated up to 100°C. Find the heat transfer and the entropy change using the steam tables. Repeat the calculation using constant heat capacity and incompressibility.

Solution:

C.V. Water. Constant pressure heating.

$$\text{Energy Eq.5.11:} \quad u_2 - u_1 = {}_1q_2 - {}_1w_2$$

$$\text{Entropy Eq.8.3:} \quad s_2 - s_1 = {}_1q_2 / T_{\text{SOURCE}} + {}_1s_2 \text{ gen}$$

$$\text{Process:} \quad P = P_1 \Rightarrow {}_1w_2 = P(v_2 - v_1)$$

The energy equation then gives the heat transfer as

$${}_1q_2 = u_2 - u_1 + {}_1w_2 = h_2 - h_1$$

$$\text{Steam Tables B.1.4:} \quad h_1 = 85.82 \text{ kJ/kg}; \quad s_1 = 0.2962 \text{ kJ/kg K}$$

$$h_2 = 420.45 \text{ kJ/kg}; \quad s_2 = 1.3053 \text{ kJ/kg K}$$

$${}_1q_2 = h_2 - h_1 = -85.82 + 420.45 = \mathbf{334.63 \text{ kJ/kg}}$$

$$s_2 - s_1 = 1.3053 - 0.2962 = \mathbf{1.0091 \text{ kJ/kg K}}$$

Now using values from Table A.4: Liquid water $C_p = 4.18 \text{ kJ/kg K}$

$$h_2 - h_1 \cong C_p(T_2 - T_1) = 4.18 \times 80 = \mathbf{334.4 \text{ kJ/kg}}$$

$$s_2 - s_1 \cong C_p \ln(T_2/T_1) = 4.18 \ln \frac{373.15}{293.15} = \mathbf{1.0086 \text{ kJ/kg K}}$$

Approximations are very good

8.76

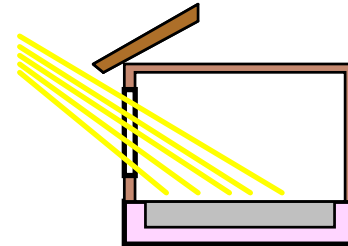
A large slab of concrete, $5 \times 8 \times 0.3$ m, is used as a thermal storage mass in a solar-heated house. If the slab cools overnight from 23°C to 18°C in an 18°C house, what is the net entropy change associated with this process?

Solution:

C.V.: Control mass concrete.

$$V = 5 \times 8 \times 0.3 = 12 \text{ m}^3$$

$$m = \rho V = 2200 \times 12 = 26\,400 \text{ kg}$$



Energy Eq.: $m(u_2 - u_1) = {}_1Q_2 - {}_1W_2$

Entropy Eq.: $m(s_2 - s_1) = \frac{{}_1Q_2}{T_0} + {}_1S_{2 \text{ gen}}$

Process: $V = \text{constant}$ so ${}_1W_2 = 0$

Use heat capacity (Table A.3) for change in u of the slab

$${}_1Q_2 = mC\Delta T = 26400 \times 0.88(-5) = -116\,160 \text{ kJ}$$

Eq.8.18 provides the equivalent of total entropy generation:

$$\Delta S_{\text{SYST}} = m(s_2 - s_1) = mC \ln \frac{T_2}{T_1} = 26400 \times 0.88 \ln \frac{291.2}{296.2} = -395.5 \text{ kJ/K}$$

$$\Delta S_{\text{SURR}} = \frac{-{}_1Q_2}{T_0} = \frac{+116\,160}{291.2} = +398.9 \text{ kJ/K}$$

$$\Delta S_{\text{NET}} = -395.5 + 398.9 = +3.4 \text{ kJ/K}$$

$$= m(s_2 - s_1) - \frac{{}_1Q_2}{T_0} = {}_1S_{2 \text{ gen}}$$

8.77

A 4 L jug of milk at 25°C is placed in your refrigerator where it is cooled down to the refrigerators inside constant temperature of 5°C. Assume the milk has the property of liquid water and find the entropy generated in the cooling process.

Solution:

C.V. Jug of milk. Control mass at constant pressure.

Continuity Eq.: $m_2 = m_1 = m$;

Energy Eq.5.11: $m(u_2 - u_1) = {}_1Q_2 - {}_1W_2$

Entropy Eq.8.14: $m(s_2 - s_1) = \int dQ/T + {}_1S_2_{gen}$

State 1: Table B.1.1: $v_1 \cong v_f = 0.001003 \text{ m}^3/\text{kg}$, $h = h_f = 104.87 \text{ kJ/kg}$;
 $s_f = 0.3673 \text{ kJ/kg K}$

State 2: Table B.1.1: $h = h_f = 20.98 \text{ kJ/kg}$, $s = s_f = 0.0761 \text{ kJ/kg K}$

Process: $P = \text{constant} = 101 \text{ kPa} \Rightarrow {}_1W_2 = mP(v_2 - v_1)$

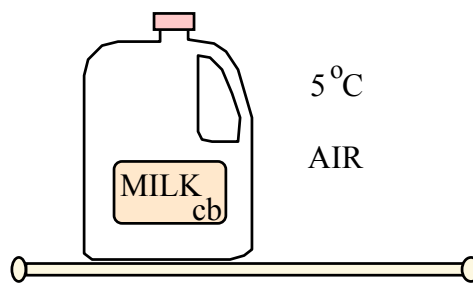
$$m = V/v_1 = 0.004 / 0.001003 = 3.988 \text{ kg}$$

Substitute the work into the energy equation and solve for the heat transfer

$${}_1Q_2 = m(h_2 - h_1) = 3.988 (20.98 - 104.87) = -3.988 \times 83.89 = -334.55 \text{ kJ}$$

The entropy equation gives the generation as

$$\begin{aligned} {}_1S_2_{gen} &= m(s_2 - s_1) - {}_1Q_2/T_{refrig} \\ &= 3.988 (0.0761 - 0.3673) - (-334.55 / 278.15) \\ &= -1.1613 + 1.2028 = \mathbf{0.0415 \text{ kJ/K}} \end{aligned}$$



8.78

A foundry form box with 25 kg of 200°C hot sand is dumped into a bucket with 50 L water at 15°C. Assuming no heat transfer with the surroundings and no boiling away of liquid water, calculate the net entropy change for the process.

Solution:

C.V. Sand and water, constant pressure process

$$m_{\text{sand}}(u_2 - u_1)_{\text{sand}} + m_{\text{H}_2\text{O}}(u_2 - u_1)_{\text{H}_2\text{O}} = -P(V_2 - V_1)$$

$$\Rightarrow m_{\text{sand}}\Delta h_{\text{sand}} + m_{\text{H}_2\text{O}}\Delta h_{\text{H}_2\text{O}} = 0$$

For this problem we could also have said that the work is nearly zero as the solid sand and the liquid water will not change volume to any measurable extent. Now we get changes in u 's instead of h 's. For these phases $C_V = C_p = C$ which is a consequence of the incompressibility. Now the energy equation becomes

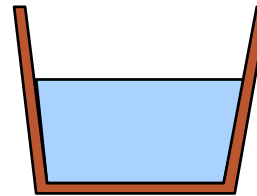
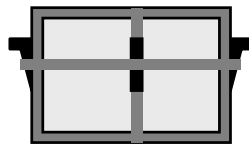
$$m_{\text{sand}}C\Delta T_{\text{sand}} + m_{\text{H}_2\text{O}}C_{\text{H}_2\text{O}}\Delta T_{\text{H}_2\text{O}} = 0$$

$$25 \times 0.8 \times (T_2 - 200) + (50 \times 10^{-3} / 0.001001) \times 4.184 \times (T_2 - 15) = 0$$

$$T_2 = 31.2^\circ\text{C}$$

$$\Delta S = 25 \times 0.8 \ln\left(\frac{304.3}{473.15}\right) + 49.95 \times 4.184 \ln\left(\frac{304.3}{288.15}\right) = \mathbf{2.57 \text{ kJ/K}}$$

Box holds the sand for form of the cast part



8.79

A 5-kg steel container is cured at 500°C. An amount of liquid water at 15°C, 100 kPa is added to the container so a final uniform temperature of the steel and the water becomes 75°C. Neglect any water that might evaporate during the process and any air in the container. How much water should be added and how much entropy was generated?

Heat steel

$$m(u_2 - u_1) = {}_1Q_2 = mC (T_2 + T_4)$$

$${}_1Q_2 = 5(0.46)(500-20) = \mathbf{1104 \text{ kJ}}$$

$$m_{\text{H}_2\text{O}}(u_3 - u_2)_{\text{H}_2\text{O}} + m_{\text{st}}(u_3 - u_2) = 0$$

$$m_{\text{H}_2\text{O}}(313.87 - 62.98) + m_{\text{st}}C (T_3 - T_2) = 0$$

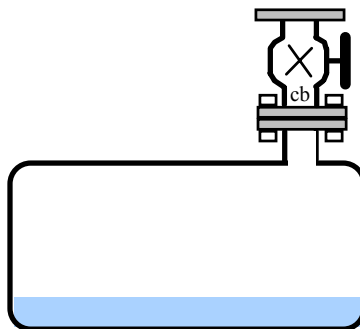
$$m_{\text{H}_2\text{O}} 250.89 + 5 \times 0.46 \times (75 - 500) = 0$$

$$m_{\text{H}_2\text{O}} = 977.5/250.89 = \mathbf{3.896 \text{ kg}}$$

$$m_{\text{H}_2\text{O}} (s_3 - s_2) + m_{\text{st}}(s_3 - s_2) = \emptyset + {}_2S_3 \text{ gen}$$

$$3.986 (1.0154 - 0.2245) + 5 \times 0.46 \ln \frac{75+273}{773} = {}_2S_3 \text{ gen}$$

$${}_2S_3 \text{ gen} = 3.0813 - 1.8356 = \mathbf{1.246 \text{ kJ/K}}$$



8.80

A pan in an autoshop contains 5 L of engine oil at 20°C, 100 kPa. Now 2 L of hot 100°C oil is mixed into the pan. Neglect any work term and find the final temperature and the entropy generation.

Solution:

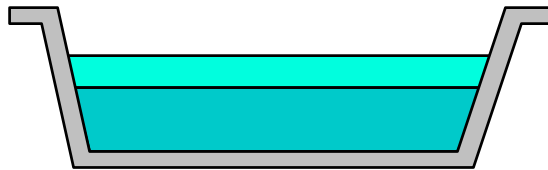
Since we have no information about the oil density, we assume the same for both from Table A.4: $\rho = 885 \text{ kg/m}^3$

Energy Eq.: $m_2 u_2 - m_A u_A - m_B u_B \cong 0 - 0$

$\Delta u \cong C_v \Delta T$ so same $C_v = 1.9 \text{ kJ/kg K}$ for all oil states.

$$T_2 = \frac{m_A}{m_2} T_A + \frac{m_B}{m_2} T_B = \frac{5}{7} \times 20 + \frac{2}{7} \times 100 = 42.868^\circ\text{C} = 316.02 \text{ K}$$

$$\begin{aligned} S_2 - S_1 &= m_2 s_2 - m_A s_A - m_B s_B = m_A (s_2 - s_A) + m_B (s_2 - s_B) \\ &= 0.005 \times 885 \times 1.9 \ln \frac{316.02}{293.15} + 0.002 \times 885 \times 1.9 \ln \frac{316.02}{373.15} \\ &= 0.6316 - 0.5588 = + \mathbf{0.0728 \text{ kJ/K}} \end{aligned}$$



Oils shown before mixed to final uniform state.

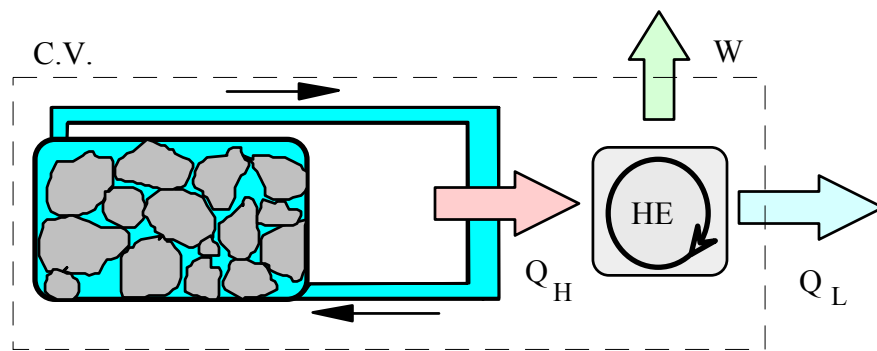
8.81

Find the total work the heat engine can give out as it receives energy from the rock bed as described in Problem 7.61 (see Fig.P 8.81). Hint: write the entropy balance equation for the control volume that is the combination of the rock bed and the heat engine.

Solution:

To get the work we must integrate over the process or do the 2nd law for a control volume around the whole setup out to T_0

C.V. Heat engine plus rock bed out to T_0 . W and Q_L goes out.



$$\text{Energy Eq.5.11: } (U_2 - U_1)_{\text{rock}} = -Q_L - W$$

$$\begin{aligned} \text{Entropy Eq.8.3: } (S_2 - S_1)_{\text{rock}} &= -\frac{Q_L}{T_0} = mC \ln\left(\frac{T_2}{T_1}\right) \\ &= 5500 \times 0.89 \ln\frac{290}{400} = -1574.15 \text{ kJ/K} \end{aligned}$$

$$Q_L = -T_0 (S_2 - S_1)_{\text{rock}} = -290 (-1574.15) = 456\,504 \text{ kJ}$$

The energy drop of the rock $-(U_2 - U_1)_{\text{rock}}$ equals Q_H into heat engine

$$(U_2 - U_1)_{\text{rock}} = mC (T_2 - T_1) = 5500 \times 0.89 (290 - 400) = -538\,450 \text{ kJ}$$

$$W = -(U_2 - U_1)_{\text{rock}} - Q_L = 538450 - 456504 = \mathbf{81\,946 \text{ kJ}}$$

8.82

Two kg of liquid lead initially at 500°C are poured into a form. It then cools at constant pressure down to room temperature of 20°C as heat is transferred to the room. The melting point of lead is 327°C and the enthalpy change between the phases, h_{if} , is 24.6 kJ/kg. The specific heats are in Tables A.3 and A.4. Calculate the net entropy change for this process.

Solution:

C.V. Lead, constant pressure process

$$m_{Pb}(u_2 - u_1)_{Pb} = {}_1Q_2 - P(V_2 - V_1)$$

We need to find changes in enthalpy ($u + Pv$) for each phase separately and then add the enthalpy change for the phase change.

Consider the process in several steps:

Cooling liquid to the melting temperature

Solidification of the liquid to solid

Cooling of the solid to the final temperature

$$\begin{aligned} {}_1Q_2 &= m_{Pb}(h_2 - h_1) = m_{Pb}(h_2 - h_{327,sol} - h_{if} + h_{327,f} - h_{500}) \\ &= 2 \times (0.138 \times (20 - 327) - 24.6 + 0.155 \times (327 - 500)) \\ &= -84.732 - 49.2 - 53.63 = -187.56 \text{ kJ} \end{aligned}$$

$$\begin{aligned} \Delta S_{CV} &= m_{Pb} \left[C_{p,sol} \ln(T_2/600) - (h_{if}/600) + C_{p,liq} \ln(600/T_1) \right] \\ &= 2 \times \left[0.138 \ln \frac{293.15}{600} - \frac{24.6}{600} + 0.155 \ln \frac{600}{773.15} \right] = -0.358 \text{ kJ/K} \end{aligned}$$

$$\Delta S_{SUR} = -{}_1Q_2/T_0 = 187.56/293.15 = 0.64 \text{ kJ/K}$$

The net entropy change from Eq.8.18 is equivalent to total entropy generation

$$\Delta S_{net} = \Delta S_{CV} + \Delta S_{SUR} = \mathbf{0.282 \text{ kJ/K}}$$



8.83

A 12 kg steel container has 0.2 kg superheated water vapor at 1000 kPa, both at 200°C. The total mass is now cooled to ambient temperature 30°C. How much heat transfer was taken out and what is the total entropy generation?

Solution:

C.V.: Steel and the water, control mass of constant volume.

$$\text{Energy Eq. 5.11: } U_2 - U_1 = {}_1Q_2 - {}_1W_2$$

$$\text{Process: } V = \text{constant} \Rightarrow {}_1W_2 = 0$$

$$\text{State 1: } \text{H}_2\text{O Table B.1.3: } u_1 = 2621.9 \text{ kJ/kg, } v_1 = 0.20596 \text{ m}^3/\text{kg}, \\ s_1 = 6.6939 \text{ kJ/kg K}$$

$$\text{State 2: } \text{H}_2\text{O: } T_2, v_2 = v_1 \Rightarrow \text{from Table B.1.1}$$

$$x_2 = \frac{v - v_f}{v_{fg}} = \frac{0.20596 - 0.001004}{32.8922} = 0.006231$$

$$u_2 = 125.77 + x_2 \times 2290.81 = 140.04 \text{ kJ/kg}$$

$$s_2 = 0.4369 + x_2 \times 8.0164 = 0.48685 \text{ kJ/kg K}$$

$${}_1Q_2 = m(u_2 - u_1) = m_{\text{steel}}C_{\text{steel}}(T_2 - T_1) + m_{\text{H}_2\text{O}}(u_2 - u_1)_{\text{H}_2\text{O}} \\ = 12 \times 0.42(30 - 200) + 0.2(140.04 - 2621.9) \\ = \mathbf{-1353.2 \text{ kJ}}$$

Entropy generation from Eq. 8.18

$${}_1S_2 \text{ gen} = m_2 s_2 - m_1 s_1 - \frac{{}_1Q_2}{T_{\text{amb}}} \\ = m_{\text{steel}}C_{\text{steel}} \ln\left(\frac{T_2}{T_1}\right) + m_{\text{H}_2\text{O}}(s_2 - s_1)_{\text{H}_2\text{O}} - \frac{{}_1Q_2}{T_{\text{amb}}} \\ = 12 \times 0.42 \ln\left(\frac{303.15}{473.15}\right) + 0.2(0.48685 - 6.6939) - \left(\frac{-1353.2}{303.15}\right) \\ = -2.2437 - 1.2414 + 4.4638 \\ = \mathbf{0.9787 \text{ kJ/K}}$$

8.84

A 5 kg aluminum radiator holds 2 kg of liquid R-134a both at -10°C . The setup is brought indoors and heated with 220 kJ from a heat source at 100°C . Find the total entropy generation for the process assuming the R-134a remains a liquid.

Solution:

C.V. The aluminum radiator and the R-134a.

$$\text{Energy Eq.5.11: } m_2u_2 - m_1u_1 = {}_1Q_2 - 0$$

Process: No change in volume so no work as used above.

The energy equation now becomes (summing over the mass)

$$m_{\text{al}}(u_2 - u_1)_{\text{al}} + m_{\text{R134a}}(u_2 - u_1)_{\text{R134a}} = {}_1Q_2$$

Use specific heat from Table A.3 and A.4

$$m_{\text{al}}C_{\text{al}}(T_2 - T_1) + m_{\text{R134a}}C_{\text{R134a}} \ln(T_2 - T_1) = {}_1Q_2$$

$$T_2 - T_1 = {}_1Q_2 / [m_{\text{al}}C_{\text{al}} + m_{\text{R134a}}C_{\text{R134a}}]$$

$$= 220 / [5 \times 0.9 + 2 \times 1.43] = 29.89^{\circ}\text{C}$$

$$T_2 = -10 + 29.89 = 19.89^{\circ}\text{C}$$

Entropy generation from Eq.8.18

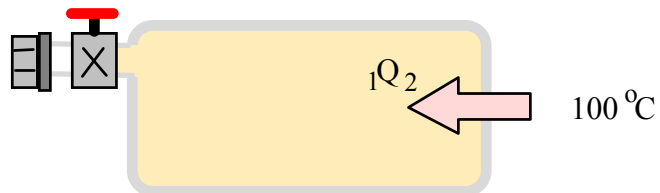
$${}_1S_2_{\text{gen}} = m(s_2 - s_1) - {}_1Q_2/T$$

$$= m_{\text{al}}C_{\text{al}} \ln(T_2/T_1) + m_{\text{R134a}}C_{\text{R134a}} \ln(T_2/T_1) - \frac{{}_1Q_2}{T_{\text{amb}}}$$

$$= (5 \times 0.9 + 2 \times 1.43) \ln \frac{(19.89 + 273.15)}{-10 + 273.15} - \frac{220}{373.15}$$

$$= 0.7918 - 0.5896$$

$$= \mathbf{0.202 \text{ kJ/K}}$$



8.85

A piston/cylinder of total 1 kg steel contains 0.5 kg ammonia at 1600 kPa both masses at 120°C. Some stops are placed so a minimum volume is 0.02 m³, shown in Fig. P8.85. Now the whole system is cooled down to 30°C by heat transfer to the ambient at 20°C, and during the process the steel keeps same temperature as the ammonia. Find the work, the heat transfer and the total entropy generation in the process.

$$1: v_1 = 0.11265 \text{ m}^3/\text{kg}, \quad u_1 = 1516.6 \text{ kJ/kg}, \quad s_1 = 5.5018 \text{ kJ/kg K}$$

$$V_1 = mv_1 = 0.05634 \text{ m}^3$$

$$\text{Stop 1a: } v_{\text{stop}} = V/m = 0.02/0.5 = 0.04 \text{ m}^3/\text{kg}$$

$$P_{\text{stop}} = P_1 \Rightarrow T \sim 42^\circ\text{C (saturated)}$$

$$2: \quad 30^\circ\text{C} < T_{\text{stop}} \text{ so } v_2 = v_{\text{stop}} = 0.04 \text{ m}^3/\text{kg}$$

$$x_2 = \left(\frac{v_2 - v_f}{v_{fg}} \right) = \frac{0.04 - 0.00168}{0.10881} = 0.35217$$

$$u_2 = 320.46 + x_2 \times 1016.9 = 678.58 \text{ kJ/kg}$$

$$s_2 = 1.2005 + x_2 \times 3.7734 = 2.5294 \text{ kJ/kg K}$$

$${}_1W_2 = \int P \, dV = P_1 m (v_2 - v_1) = 1600 \times 0.5 (0.004 - 0.11268) = -58.14 \text{ kJ}$$

$${}_1Q_2 = m(u_2 - u_1) + m_{\text{st}}(u_2 - u_1) + {}_1W_2$$

$$= 0.5(678.58 - 1516.6) + 1 \times 0.46(30 - 120) - 58.14$$

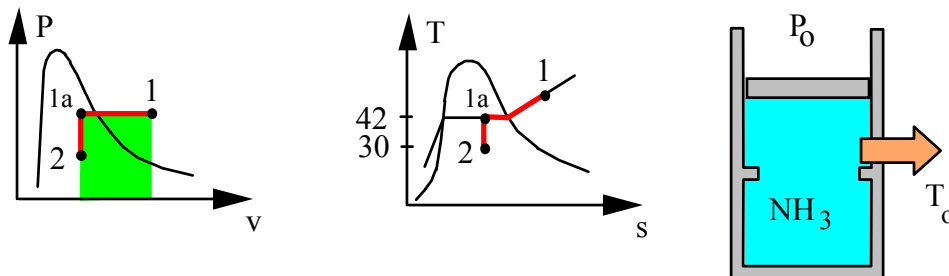
$$= -419.01 - 41.4 - 58.14 = \mathbf{-518.55 \text{ kJ}}$$

$${}_1S_2 \text{ gen} = m(s_2 - s_1) + m_{\text{st}}(s_2 - s_1) - {}_1Q_2/T_{\text{amb}}$$

$$= 0.5(2.5294 - 5.5018) + 1 \times 0.46 \ln \frac{273+30}{273+120} - \frac{-518.5}{293.15}$$

$$= -1.4862 - 0.1196 + 1.6277$$

$$= \mathbf{0.02186 \text{ kJ/K}}$$



8.86

A hollow steel sphere with a 0.5-m inside diameter and a 2-mm thick wall contains water at 2 MPa, 250°C. The system (steel plus water) cools to the ambient temperature, 30°C. Calculate the net entropy change of the system and surroundings for this process.

C.V.: Steel + water. This is a control mass.

$$\text{Energy Eq.: } U_2 - U_1 = {}_1Q_2 - {}_1W_2 = m_{\text{H}_2\text{O}}(u_2 - u_1) + m_{\text{steel}}(u_2 - u_1)$$

$$\text{Process: } V = \text{constant} \Rightarrow {}_1W_2 = 0$$

$$m_{\text{steel}} = (\rho V)_{\text{steel}} = 8050 \times (\pi/6)[(0.504)^3 - (0.5)^3] = 12.746 \text{ kg}$$

$$V_{\text{H}_2\text{O}} = (\pi/6)(0.5)^3, \quad m_{\text{H}_2\text{O}} = V/v = 6.545 \times 10^{-2} / 0.11144 = 0.587 \text{ kg}$$

$$v_2 = v_1 = 0.11144 = 0.001004 + x_2 \times 32.889 \Rightarrow x_2 = 3.358 \times 10^{-3}$$

$$u_2 = 125.78 + 3.358 \times 10^{-3} \times 2290.8 = 133.5 \text{ kJ/kg}$$

$$s_2 = 0.4639 + 3.358 \times 10^{-3} \times 8.0164 = 0.4638 \text{ kJ/kg K}$$

$${}_1Q_2 = m_{\text{H}_2\text{O}}(u_2 - u_1) + m_{\text{steel}}(u_2 - u_1)$$

$$= 0.587(133.5 - 2679.6) + 12.746 \times 0.48(30 - 250)$$

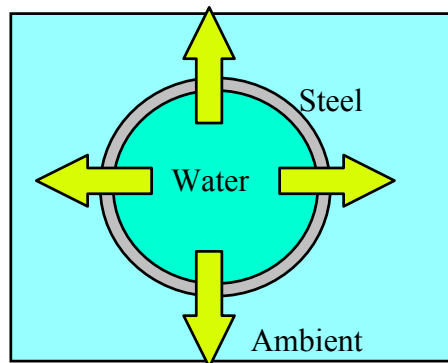
$$= -1494.6 + (-1346) = -2840.6 \text{ kJ}$$

$$\Delta S_{\text{TOT}} = \Delta S_{\text{STEEL}} + \Delta S_{\text{H}_2\text{O}} = 12.746 \times 0.48 \ln(303.15 / 523.15)$$

$$+ 0.587(0.4638 - 6.545) = -6.908 \text{ kJ/K}$$

$$\Delta S_{\text{SURR}} = -{}_1Q_2/T_0 = +2840.6/303.2 = +9.370 \text{ kJ/K}$$

$$\Delta S_{\text{NET}} = -6.908 + 9.370 = +2.462 \text{ kJ/K}$$



Entropy of ideal gases

8.87

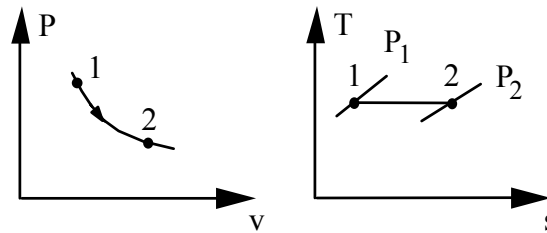
A mass of 1 kg of air contained in a cylinder at 1.5 MPa, 1000 K, expands in a reversible isothermal process to a volume 10 times larger. Calculate the heat transfer during the process and the change of entropy of the air.

Solution:

C.V. Air, control mass.

$$\text{Energy Eq. 5.11: } m(u_2 - u_1) = {}_1Q_2 - {}_1W_2 = 0$$

$$\text{Process: } T = \text{constant so with ideal gas} \Rightarrow u_2 = u_1$$



From the process equation and ideal gas law

$$PV = mRT = \text{constant}$$

we can calculate the work term as in Eq.4.5

$$\begin{aligned} {}_1Q_2 = {}_1W_2 &= \int Pdv = P_1V_1 \ln(V_2/V_1) = mRT_1 \ln(V_2/V_1) \\ &= 1 \times 0.287 \times 1000 \ln(10) = \mathbf{660.84 \text{ kJ}} \end{aligned}$$

The change of entropy from Eq.8.3 is

$$\Delta S_{\text{air}} = m(s_2 - s_1) = {}_1Q_2/T = 660.84/1000 = \mathbf{0.661 \text{ kJ/K}}$$

If instead we use Eq.8.26 we would get

$$\begin{aligned} \Delta S_{\text{air}} &= m(s_2 - s_1) = m\left(C_{v0} \ln \frac{T_2}{T_1} + R \ln \frac{v_2}{v_1}\right) \\ &= 1 [0 + 0.287 \ln(10)] = 0.661 \text{ kJ/K} \end{aligned}$$

consistent with the above result.

8.88

A piston/cylinder setup contains air at 100 kPa, 400 K which is compressed to a final pressure of 1000 kPa. Consider two different processes (i) a reversible adiabatic process and (ii) a reversible isothermal process. Show both processes in P-v and a T-s diagram. Find the final temperature and the specific work for both processes.

Solution:

C.V. Air, control mass of unknown size and mass.

$$\text{Energy Eq.5.11: } u_2 - u_1 = {}_1q_2 - {}_1w_2$$

$$\text{Entropy Eq.8.14: } s_2 - s_1 = \int dq/T + {}_1s_{2 \text{ gen}}$$

$$\text{Process: } \text{Reversible } {}_1s_{2 \text{ gen}} = 0$$

$$\text{i) } dq = 0 \text{ so } {}_1q_2 = 0$$

$$\text{ii) } T = C \text{ so } \int dq/T = {}_1q_2/T$$

i) For this process the entropy equation reduces to:

$$s_2 - s_1 = 0 + 0 \text{ so we have constant } s, \text{ an isentropic process.}$$

The relation for an ideal gas, constant s and k becomes Eq.8.32

$$T_2 = T_1 (P_2 / P_1)^{\frac{k-1}{k}} = 400 \left(\frac{1000}{100} \right)^{\frac{0.4}{1.4}} = 400 \times 10^{0.28575} = 772 \text{ K}$$

From the energy equation we get the work term

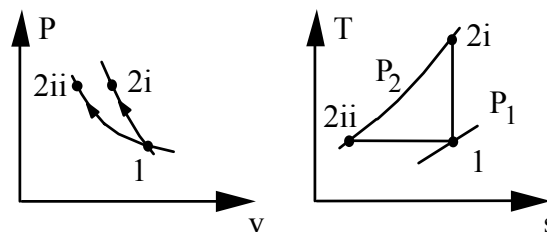
$${}_1w_2 = u_1 - u_2 = C_v(T_1 - T_2) = 0.717(400 - 772) = -266.7 \text{ kJ/kg}$$

ii) For this process $T_2 = T_1$ so since ideal gas we get

$$u_2 = u_1 \text{ also } s_{T_2}^\circ = s_{T_1}^\circ \Rightarrow \text{Energy Eq.: } {}_1w_2 = {}_1q_2$$

Now from the entropy equation we solve for ${}_1q_2$

$$\begin{aligned} {}_1w_2 = {}_1q_2 &= T(s_2 - s_1) = T[s_{T_2}^\circ - s_{T_1}^\circ - R \ln \frac{P_2}{P_1}] = -RT \ln \frac{P_2}{P_1} \\ &= -0.287 \times 400 \ln 10 = -264 \text{ kJ/kg} \end{aligned}$$

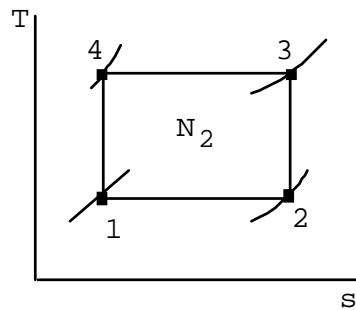


8.89

Consider a Carnot-cycle heat pump having 1 kg of nitrogen gas in a cylinder/piston arrangement. This heat pump operates between reservoirs at 300 K and 400 K. At the beginning of the low-temperature heat addition, the pressure is 1 MPa. During this process the volume triples. Analyze each of the four processes in the cycle and determine

- The pressure, volume, and temperature at each point
- The work and heat transfer for each process

Solution:



$$T_1 = T_2 = 300 \text{ K}, \quad T_3 = T_4 = 400 \text{ K},$$

$$P_1 = 1 \text{ MPa}, \quad V_2 = 3 \times V_1$$

$$a) \quad P_2 V_2 = P_1 V_1 \Rightarrow P_2 = P_1/3 = 0.3333 \text{ MPa}$$

$$V_1 = \frac{mRT_1}{P_1} = \frac{1 \times 0.2968 \times 300}{1000} = 0.08904 \text{ m}^3$$

$$V_2 = 0.26712 \text{ m}^3$$

$$P_3 = P_2 (T_3/T_2)^{\frac{k}{k-1}} = 0.3333 \left(\frac{400}{300} \right)^{3.5} = 0.9123 \text{ MPa}$$

$$V_3 = V_2 \times \frac{P_2}{P_3} \times \frac{T_3}{T_2} = 0.26712 \times \frac{0.3333}{0.9123} \times \frac{400}{300} = 0.1302 \text{ m}^3$$

$$P_4 = P_1 (T_3/T_1)^{\frac{k}{k-1}} = 1 \left(\frac{400}{300} \right)^{3.5} = 2.73707 \text{ MPa}$$

$$V_4 = V_1 \times \frac{P_1}{P_4} \times \frac{T_4}{T_1} = 0.08904 \times \frac{1}{2.737} \times \frac{400}{300} = 0.04337 \text{ m}^3$$

$$b) \quad {}_1W_2 = {}_1Q_2 = mRT_1 \ln(P_1/P_2)$$

$$= 1 \times 0.2968 \times 300 \ln(1/0.333) = 97.82 \text{ kJ}$$

$${}_3W_4 = {}_3Q_4 = mRT_3 \ln(P_3/P_4)$$

$$= 1 \times 0.2968 \times 400 \ln(0.9123/2.737) = -130.43 \text{ kJ}$$

$${}_2W_3 = -mC_{V0}(T_3 - T_2) = -1 \times 0.7448(400 - 300) = -74.48 \text{ kJ}$$

$${}_4W_1 = -mC_{V0}(T_1 - T_4) = -1 \times 0.7448(300 - 400) = +74.48 \text{ kJ}$$

$${}_2Q_3 = 0, \quad {}_4Q_1 = 0$$

8.90

Consider a small air pistol with a cylinder volume of 1 cm^3 at 250 kPa , 27°C . The bullet acts as a piston initially held by a trigger. The bullet is released so the air expands in an adiabatic process. If the pressure should be 100 kPa as the bullet leaves the cylinder find the final volume and the work done by the air.

Solution:

C.V. Air. Assume a reversible, adiabatic process.

$$\text{Energy Eq.5.11:} \quad u_2 - u_1 = 0 - {}_1w_2 \quad ;$$

$$\text{Entropy Eq.8.14:} \quad s_2 - s_1 = \int dq/T + {}_1s_2 \text{ gen} = 0$$

$$\text{State 1:} \quad (T_1, P_1) \quad \text{State 2:} \quad (P_2, ?)$$

So we realize that one piece of information is needed to get state 2.

$$\text{Process:} \quad \text{Adiabatic} \quad {}_1q_2 = 0 \quad \text{Reversible} \quad {}_1s_2 \text{ gen} = 0$$

With these two terms zero we have a zero for the entropy change. So this is a constant s (isentropic) expansion process giving $s_2 = s_1$. From Eq.8.32

$$T_2 = T_1 (P_2 / P_1)^{\frac{k-1}{k}} = 300 \left(\frac{100}{250} \right)^{\frac{0.4}{1.4}} = 300 \times 0.4^{0.28575} = 230.9 \text{ K}$$

The ideal gas law $PV = mRT$ at both states leads to

$$V_2 = V_1 P_1 T_2 / P_2 T_1 = 1 \times 250 \times 230.9 / 100 \times 300 = \mathbf{1.92 \text{ cm}^3}$$

The work term is from Eq.8.38 or Eq.4.4 with polytropic exponent $n = k$

$$\begin{aligned} {}_1W_2 &= \frac{1}{1-k} (P_2 V_2 - P_1 V_1) = \frac{1}{1-1.4} (100 \times 1.92 - 250 \times 1) \times 10^{-6} \\ &= \mathbf{0.145 \text{ J}} \end{aligned}$$

8.91

Oxygen gas in a piston cylinder at 300 K, 100 kPa with volume 0.1 m^3 is compressed in a reversible adiabatic process to a final temperature of 700 K. Find the final pressure and volume using Table A.5.

Solution:

C.V. Air. Assume a reversible, adiabatic process.

$$\text{Energy Eq.5.11:} \quad u_2 - u_1 = 0 - {}_1w_2 \quad ;$$

$$\text{Entropy Eq.8.14:} \quad s_2 - s_1 = \int dq/T + {}_1s_2 \text{ gen} = 0$$

$$\text{Process:} \quad \text{Adiabatic} \quad {}_1q_2 = 0 \quad \text{Reversible} \quad {}_1s_2 \text{ gen} = 0$$

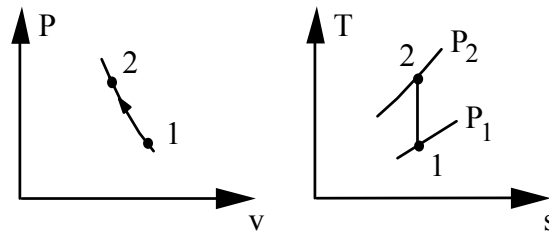
$$\text{Properties:} \quad \text{Table A.5:} \quad k = 1.393$$

With these two terms zero we have a zero for the entropy change. So this is a constant s (isentropic) expansion process. From Eq.8.32

$$P_2 = P_1 \left(T_2 / T_1 \right)^{\frac{k}{k-1}} = \mathbf{2015 \text{ kPa}}$$

Using the ideal gas law to eliminate P from this equation leads to Eq.8.33

$$V_2 = V_1 \left(T_2 / T_1 \right)^{\frac{1}{1-k}} = 0.1 \times \left(\frac{700}{300} \right)^{\frac{1}{1-1.393}} = \mathbf{0.0116 \text{ m}^3}$$



8.92

Oxygen gas in a piston cylinder at 300 K, 100 kPa with volume 0.1 m^3 is compressed in a reversible adiabatic process to a final temperature of 700 K. Find the final pressure and volume using constant heat capacity from Table A.8.

Solution:

C.V. Air. Assume a reversible, adiabatic process.

Energy Eq.5.11: $u_2 - u_1 = 0 - {}_1w_2$;

Entropy Eq.8.14: $s_2 - s_1 = \int dq/T + {}_1s_2 \text{ gen} = 0$

Process: Adiabatic ${}_1q_2 = 0$ Reversible ${}_1s_2 \text{ gen} = 0$

With these two terms zero we have a zero for the entropy change. So this is a constant s (isentropic) expansion process. From Eq.8.28

$$s_{T2}^o - s_{T1}^o = R \ln \frac{P_2}{P_1}$$

Properties: Table A.8: $s_{T1}^o = 6.4168$, $s_{T2}^o = 7.2336 \text{ kJ/kg K}$

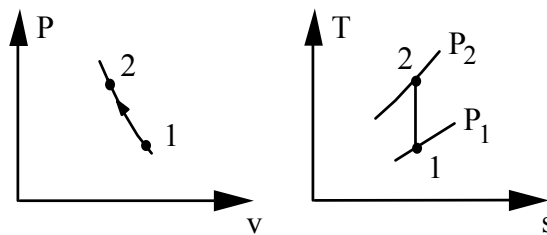
$$\frac{P_2}{P_1} = \exp [(s_{T2}^o - s_{T1}^o)/R] = \exp\left(\frac{7.2336 - 6.4168}{0.2598}\right) = 23.1955$$

$$P_2 = 100 \times 23.1955 = \mathbf{2320 \text{ kPa}}$$

Ideal gas law: $P_1V_1 = mRT_1$ and $P_2V_2 = mRT_2$

Take the ratio of these so mR drops out to give

$$V_2 = V_1 \times (T_2 / T_1) \times (P_1 / P_2) = 0.1 \times \left(\frac{700}{300}\right) \times \left(\frac{100}{2320}\right) = \mathbf{0.01 \text{ m}^3}$$



8.93

A handheld pump for a bicycle has a volume of 25 cm^3 when fully extended. You now press the plunger (piston) in while holding your thumb over the exit hole so that an air pressure of 300 kPa is obtained. The outside atmosphere is at P_0, T_0 . Consider two cases: (1) it is done quickly ($\sim 1 \text{ s}$), and (2) it is done very slowly ($\sim 1 \text{ h}$).

- State assumptions about the process for each case.
- Find the final volume and temperature for both cases.

Solution:

C.V. Air in pump. Assume that both cases result in a reversible process.

State 1: P_0, T_0 State 2: 300 kPa, ?

One piece of information must resolve the ? for a state 2 property.

Case I) Quickly means no time for heat transfer

$Q = 0$, so a reversible adiabatic compression.

$$u_2 - u_1 = -{}_1w_2 ; \quad s_2 - s_1 = \int dq/T + {}_1s_2 \text{ gen} = 0$$

With constant s and constant heat capacity we use Eq.8.32

$$T_2 = T_1 (P_2 / P_1)^{\frac{k-1}{k}} = 298 \left(\frac{300}{101.325} \right)^{\frac{0.4}{1.4}} = \mathbf{405.3 \text{ K}}$$

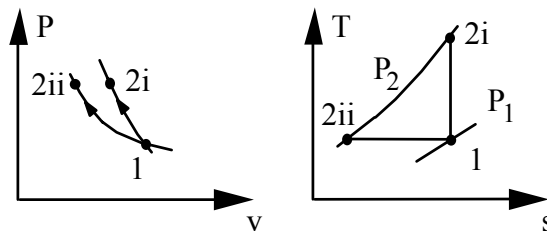
Use ideal gas law $PV = mRT$ at both states so ratio gives

$$\Rightarrow V_2 = P_1 V_1 T_2 / T_1 P_2 = \mathbf{11.48 \text{ cm}^3}$$

Case II) Slowly, time for heat transfer so $T = \text{constant} = T_0$.

The process is then a reversible isothermal compression.

$$T_2 = T_0 = \mathbf{298 \text{ K}} \quad \Rightarrow \quad V_2 = V_1 P_1 / P_2 = \mathbf{8.44 \text{ cm}^3}$$



8.94

An insulated cylinder/piston contains carbon dioxide gas at 120 kPa, 400 K. The gas is compressed to 2.5 MPa in a reversible adiabatic process. Calculate the final temperature and the work per unit mass, assuming

- Variable specific heat, Table A.8
- Constant specific heat, value from Table A.5
- Constant specific heat, value at an intermediate temperature from Table A.6

Solution:

C.V. Air, a control mass undergoing a reversible, adiabatic process.

$$\text{Energy Eq.5.11: } u_2 - u_1 = 0 - {}_1w_2 ;$$

$$\text{Entropy Eq.8.14: } s_2 - s_1 = \int dq/T + {}_1s_2 \text{ gen} = 0$$

$$\text{Process: } \quad \text{Adiabatic } {}_1q_2 = 0 \quad \text{Reversible } {}_1s_2 \text{ gen} = 0$$

$$\text{State 1: (400 K, 120 kPa)} \quad \text{State 2: (2500 kPa, ?)}$$

With two terms zero in the entropy equation we have a zero for the entropy change. So this is a constant s (isentropic) expansion process, $s_2 = s_1$.

- a) Table A.8 for CO₂ and Eq.8.28

$$s_2 - s_1 = 0 = s_{T_2}^\circ - s_{T_1}^\circ - R \ln(P_2/P_1)$$

$$s_{T_2}^\circ = s_{T_1}^\circ + R \ln(P_2/P_1) = 5.1196 + 0.1889 \ln(2500/120) = 5.6932$$

Now interpolate in A.8 to find T_2

$$T_2 = 650 + 50 (5.6932 - 5.6151)/(5.6976 - 5.6151) = \mathbf{697.3 \text{ K}}$$

$${}_1w_2 = -(u_2 - u_1) = -(481.5 - 228.19) = \mathbf{-253.3 \text{ kJ/kg}}$$

- b) Table A.5: $k = 1.289$, $C_{V_0} = 0.653 \text{ kJ/kg K}$ and now Eq.8.32

$$T_2 = T_1 \left(\frac{P_2}{P_1} \right)^{\frac{k-1}{k}} = 400 \left(\frac{2.5}{0.12} \right)^{0.224} = \mathbf{789.7 \text{ K}}$$

$${}_1w_2 = -C_{V_0}(T_2 - T_1) = -0.653 (789.7 - 400) = \mathbf{-254.5 \text{ kJ/kg}}$$

- c) Find a heat capacity at an average temperature from Table A.6.

$$\text{Estimate } T_2 \sim 700 \text{ K giving } T_{\text{AVE}} \sim 550 \text{ K} \Rightarrow \theta = 0.55$$

$$C_{P_0} = 0.45 + 1.67 \times 0.55 - 1.27 \times 0.55^2 + 0.39 \times 0.55^3 = 1.049 \text{ kJ/kg K}$$

$$C_{V_0} = C_{P_0} - R = 1.049 - 0.1889 = 0.8601, \quad k = C_{P_0}/C_{V_0} = 1.2196$$

$$\text{Eq.8.32: } T_2 = T_1 \left(\frac{P_2}{P_1} \right)^{\frac{k-1}{k}} = 400 \left(\frac{2.5}{0.12} \right)^{0.18006} = \mathbf{691 \text{ K}}$$

$${}_1w_2 = -C_{V_0}(T_2 - T_1) = -0.8601 (691 - 400) = \mathbf{-250.3 \text{ kJ/kg}}$$

8.95

A piston/cylinder, shown in Fig. P8.95, contains air at 1380 K, 15 MPa, with $V_1 = 10 \text{ cm}^3$, $A_{\text{cyl}} = 5 \text{ cm}^2$. The piston is released, and just before the piston exits the end of the cylinder the pressure inside is 200 kPa. If the cylinder is insulated, what is its length? How much work is done by the air inside?

Solution:

C.V. Air, Cylinder is insulated so adiabatic, $Q = 0$.

Continuity Eq.: $m_2 = m_1 = m$,

Energy Eq.5.11: $m(u_2 - u_1) = {}_1Q_2 - {}_1W_2 = -{}_1W_2$

Entropy Eq.8.14: $m(s_2 - s_1) = \int dQ/T + {}_1S_2_{\text{gen}} = 0 + {}_1S_2_{\text{gen}}$

State 1: (T_1, P_1) State 2: $(P_2, ?)$

So one piece of information is needed for the ?, assume reversible process.

$${}_1S_2_{\text{gen}} = 0 \Rightarrow s_2 - s_1 = 0$$

State 1: Table A.7: $u_1 = 1095.2 \text{ kJ/kg}$, $s_{T1}^{\circ} = 8.5115 \text{ kJ/kg K}$

$$m = P_1 V_1 / RT_1 = \frac{15000 \times 10 \times 10^{-6}}{0.287 \times 1380} = 0.000379 \text{ kg}$$

State 2: P_2 and from Entropy eq.: $s_2 = s_1$ so from Eq.8.28

$$s_{T2}^{\circ} = s_{T1}^{\circ} + R \ln \frac{P_2}{P_1} = 8.5115 + 0.287 \ln \left(\frac{200}{15000} \right) = 7.2724 \text{ kJ/kg K}$$

Now interpolate in Table A.7 to get T_2

$$T_2 = 440 + 20 (7.2724 - 7.25607) / (7.30142 - 7.25607) = \mathbf{447.2 \text{ K}}$$

$$u_2 = 315.64 + (330.31 - 315.64) 0.36 = 320.92 \text{ kJ/kg}$$

$$V_2 = V_1 \frac{T_2 P_1}{T_1 P_2} = \frac{10 \times 447.2 \times 15000}{1380 \times 200} = \mathbf{243 \text{ cm}^3}$$

$$\Rightarrow L_2 = V_2 / A_{\text{cyl}} = 243/5 = \mathbf{48.6 \text{ cm}}$$

$${}_1w_2 = u_1 - u_2 = 774.3 \text{ kJ/kg}, \quad {}_1W_2 = m_1 w_2 = \mathbf{0.2935 \text{ kJ}}$$

8.96

Two rigid tanks, shown in Fig. P8.96, each contain 10 kg N₂ gas at 1000 K, 500 kPa. They are now thermally connected to a reversible heat pump, which heats one and cools the other with no heat transfer to the surroundings. When one tank is heated to 1500 K the process stops. Find the final (P , T) in both tanks and the work input to the heat pump, assuming constant heat capacities.

Solution:

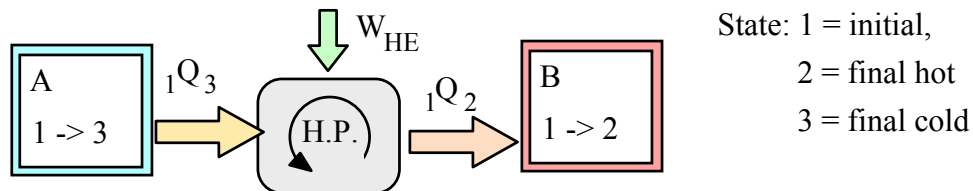
Control volume of hot tank B,

Process = constant volume & mass so no work

Energy equation Eq.5.11 and specific heat in Eq.5.20 gives

$$U_2 - U_1 \cong mC_v(T_2 - T_1) = {}_1Q_2 = 10 \times 0.7448 \times 500 = 3724 \text{ kJ}$$

$$P_2 = P_1 T_2 / T_1 = 1.5(P_1) = \mathbf{750 \text{ kPa}}$$



To fix temperature in cold tank, C.V.: total

For this CV only W_{HP} cross the control surface no heat transfer. The entropy equation Eq.8.14 for a reversible process becomes

$$(S_2 - S_1)_{tot} = 0 = m_{hot}(s_2 - s_1) + m_{cold}(s_3 - s_1)$$

Use specific heats to evaluate the changes in s from Eq.8.25 and division by m

$$C_{p,hot} \ln(T_2 / T_1) - R \ln(P_2 / P_1) + C_{p,cold} \ln(T_3 / T_1) - R \ln(P_3 / P_1) = 0$$

$$P_3 = P_1 T_3 / T_1 \quad \text{and} \quad P_2 = P_1 T_2 / T_1$$

Now everything is in terms of T and $C_p = C_v + R$, so

$$C_{v,hot} \ln(T_2 / T_1) + C_{v,cold} \ln(T_3 / T_1) = 0$$

$$\text{same } C_v: \quad T_3 = T_1(T_1 / T_2) = \mathbf{667 \text{ K}}, \quad P_3 = \mathbf{333 \text{ kPa}}$$

$$Q_{cold} = -{}_1Q_3 = mC_v(T_3 - T_1) = -2480 \text{ kJ},$$

$$W_{HP} = {}_1Q_2 + Q_{cold} = {}_1Q_2 - {}_1Q_3 = \mathbf{1244 \text{ kJ}}$$

8.97

A spring loaded piston cylinder contains 1.5 kg air at 27°C and 160 kPa. It is now heated in a process where pressure is linear in volume, $P = A + BV$, to twice the initial volume where it reaches 900 K. Find the work, the heat transfer and the total entropy generation assuming a source at 900 K.

Solution:

C.V. Air out to the 900 K source. Since air T is lower than the source temperature we know that this is an irreversible process.

Continuity Eq.: $m_2 = m_1 = m$,

Energy Eq.5.11: $m(u_2 - u_1) = {}_1Q_2 - {}_1W_2$

Entropy Eq.8.14: $m(s_2 - s_1) = \int dQ/T + {}_1S_2_{\text{gen}} = {}_1Q_2/T_{\text{SOURCE}} + {}_1S_2_{\text{gen}}$

Process: $P = A + BV$

State 1: (T_1, P_1) Table A.7 $u_1 = 214.36 \text{ kJ/kg}$

$$V_1 = mRT_1/P_1 = (1.5 \times 0.287 \times 300) / 160 = 0.8072 \text{ m}^3$$

State 2: $(T_2, v_2 = 2 v_1)$ Table A.7 $u_2 = 674.824 \text{ kJ/kg}$

$$\begin{aligned} P_2 &= RT_2/v_2 = RT_2/2v_1 = T_2 P_1 / 2T_1 = P_1 T_2/2 T_1 \\ &= 160 \times 900 / 2 \times 300 = \mathbf{240 \text{ kPa}} \end{aligned}$$

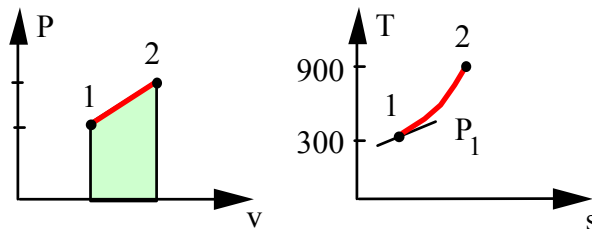
From the process equation we can express the work as

$$\begin{aligned} {}_1W_2 &= \int PdV = 0.5 \times (P_1 + P_2) (V_2 - V_1) = 0.5 \times (P_1 + P_2) V_1 \\ &= 0.5 \times (160 + 240) 0.8072 = \mathbf{161.4 \text{ kJ}} \end{aligned}$$

$${}_1Q_2 = 1.5 \times (674.824 - 214.36) + 161.4 = \mathbf{852.1 \text{ kJ}}$$

Change in s from Eq.8.28 and Table A.7 values

$$\begin{aligned} {}_1S_2_{\text{gen}} &= m(s_{T_2}^0 - s_{T_1}^0 - R \ln \frac{P_2}{P_1}) - {}_1Q_2/T_{\text{SOURCE}} \\ &= 1.5 \times [8.0158 - 6.8693 - 0.287 \ln (\frac{240}{160})] - (\frac{852.1}{900}) \\ &= 1.545 - 0.947 = \mathbf{0.598 \text{ kJ/K}} \end{aligned}$$



8.98

A rigid storage tank of 1.5 m^3 contains 1 kg argon at 30°C . Heat is then transferred to the argon from a furnace operating at 1300°C until the specific entropy of the argon has increased by 0.343 kJ/kg K . Find the total heat transfer and the entropy generated in the process.

Solution:

C.V. Argon out to 1300°C . Control mass. , $m = 1 \text{ kg}$

Argon is an ideal gas with constant heat capacity.

$$\text{Energy Eq.5.11: } m(u_2 - u_1) = m C_v (T_2 - T_1) = {}_1Q_2 - {}_1W_2$$

$$\text{Entropy Eq.8.14: } m(s_2 - s_1) = {}_1Q_2/T_{\text{res}} + {}_1S_2 \text{ gen tot}$$

$$\text{Process: } V = \text{constant} \Rightarrow v_2 = v_1 \text{ also } {}_1W_2 = 0$$

$$\text{Properties: Table A.5 } R = 0.20813, C_v = 0.312 \text{ kJ/kg K}$$

$$\text{State 1: } (T_1, v_1 = V/m) \quad P_1 = mRT_1/V = 42.063 \text{ kPa}$$

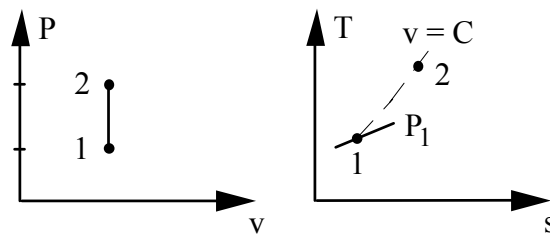
$$\text{State 2: } s_2 = s_1 + 0.343, \text{ and change in } s \text{ from Eq.8.28 or Eq.8.26}$$

$$s_2 - s_1 = C_p \ln(T_2/T_1) - R \ln(T_2/T_1) = C_v \ln(T_2/T_1)$$

$$T_2/T_1 = \exp\left[\frac{s_2 - s_1}{C_v}\right] = \exp\left[\frac{0.343}{0.312}\right] = \exp(1.09936) = 3.0$$

$$Pv = RT \Rightarrow (P_2/P_1)(v_2/v_1) = T_2/T_1 = P_2/P_1$$

$$T_2 = 3.0 \times T_1 = 909.45 \text{ K}, \quad P_2 = 3.0 \times P_1 = 126.189 \text{ kPa}$$



Heat transfer from energy equation

$${}_1Q_2 = 1 \times 0.312 (909.45 - 303.15) = 189.2 \text{ kJ}$$

Entropy generation from entropy equation (2nd law)

$$\begin{aligned} {}_1S_2 \text{ gen tot} &= m(s_2 - s_1) - {}_1Q_2/T_{\text{res}} \\ &= 1 \times 0.343 - 189.2 / (1300 + 273) = \mathbf{0.223 \text{ kJ/K}} \end{aligned}$$

8.99

A rigid tank contains 2 kg of air at 200 kPa and ambient temperature, 20°C. An electric current now passes through a resistor inside the tank. After a total of 100 kJ of electrical work has crossed the boundary, the air temperature inside is 80°C. Is this possible?

Solution:

C.V.: Air in tank out to ambient;

$$\text{Energy Eq. 5.11: } m(u_2 - u_1) = {}_1Q_2 - {}_1W_2, \quad {}_1W_2 = -100 \text{ kJ}$$

$$\text{Entropy Eq. 8.14, 8.18: } m(s_2 - s_1) = \int dQ/T + {}_1S_2 \text{ gen} = {}_1Q_2/T_{\text{amb}} + {}_1S_2 \text{ gen}$$

Process: Constant volume and mass so $v_2 = v_1$

State 1: $T_1 = 20^\circ\text{C}$, $P_1 = 200 \text{ kPa}$, $m_1 = 2 \text{ kg}$

State 2: $T_2 = 80^\circ\text{C}$, $v_2 = v_1$

Ideal gas, Table A.5: $R = 0.287 \text{ kJ/kg-K}$, $C_v = 0.717 \text{ kJ/kg-K}$

Assume constant specific heat then energy equation gives

$${}_1Q_2 = mC_v(T_2 - T_1) + {}_1W_2 = 2 \times 0.717(80 - 20) - 100 = -14.0 \text{ kJ}$$

Change in s from Eq. 8.26 (since second term drops out)

$$s_2 - s_1 = C_v \ln(T_2/T_1) + R \ln \frac{v_2}{v_1}; \quad v_2 = v_1, \quad \ln \frac{v_2}{v_1} = 0$$

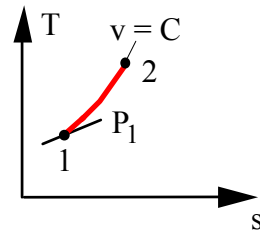
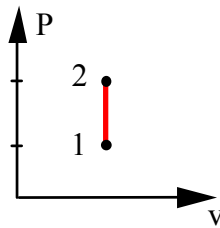
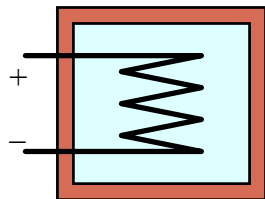
$$s_2 - s_1 = C_v \ln(T_2/T_1) = 0.1336 \text{ kJ/kg-K}$$

Now Eq. 8.18 or from Eq. 8.14

$${}_1S_2 \text{ gen} = m(s_2 - s_1) - {}_1Q_2/T_{\text{amb}} = 2 \times 0.1336 + \frac{14}{293} = 0.315 \text{ kJ/K} \geq 0,$$

Process is Possible

Note: $P_2 = P_1 \frac{T_2}{T_1}$ in Eq. 8.28 $s_2 - s_1 = C_p \ln \frac{T_2}{T_1} - R \ln \frac{P_2}{P_1}$, results in the same answer as Eq. 8.26.



8.100

Argon in a light bulb is at 90 kPa and heated from 20°C to 60°C with electrical power. Do not consider any radiation, nor the glass mass. Find the total entropy generation per unit mass of argon.

Solution:

C.V. Argon gas. Neglect any heat transfer.

$$\text{Energy Eq.5.11: } m(u_2 - u_1) = {}_1W_2 \text{ electrical in}$$

$$\text{Entropy Eq.8.14: } s_2 - s_1 = \int dq/T + {}_1s_2 \text{ gen} = {}_1s_2 \text{ gen}$$

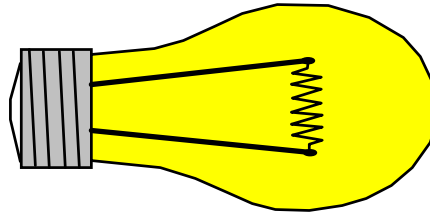
$$\text{Process: } v = \text{constant and ideal gas} \Rightarrow P_2/P_1 = T_2/T_1$$

Evaluate changes in s from Eq.8.26 or 8.28

$${}_1s_2 \text{ gen} = s_2 - s_1 = C_p \ln (T_2/T_1) - R \ln (P_2/P_1) \quad \text{Eq.8.28}$$

$$= C_p \ln (T_2/T_1) - R \ln (T_2/T_1) = C_v \ln(T_2/T_1) \quad \text{Eq.8.26}$$

$$= 0.312 \ln [(60 + 273)/(20 + 273)] = \mathbf{0.04 \text{ kJ/kg K}}$$



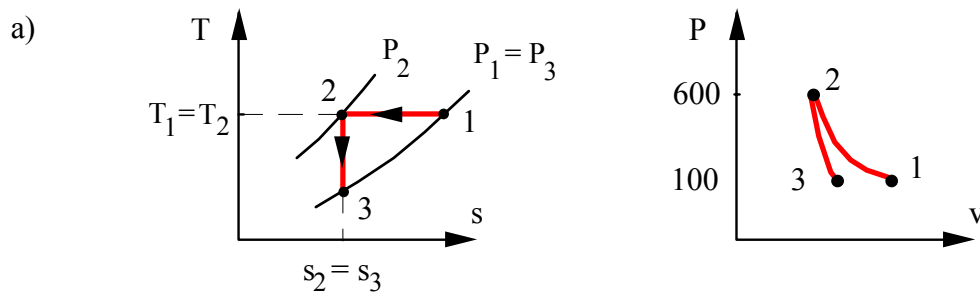
Since there was no heat transfer but work input all the change in s is generated by the process (irreversible conversion of W to internal energy)

8.101

We wish to obtain a supply of cold helium gas by applying the following technique. Helium contained in a cylinder at ambient conditions, 100 kPa, 20°C, is compressed in a reversible isothermal process to 600 kPa, after which the gas is expanded back to 100 kPa in a reversible adiabatic process.

- Show the process on a T - s diagram.
- Calculate the final temperature and the net work per kilogram of helium.

Solution:



- b) The adiabatic reversible expansion gives constant s from the entropy equation Eq.8.14. With ideal gas and constant specific heat this gives relation in Eq.8.32

$$T_3 = T_2(P_3/P_2)^{\frac{k-1}{k}} = 293.15 (100/600)^{0.4} = \mathbf{143.15 \text{ K}}$$

The net work is summed up over the two processes. The isothermal process has work as Eq.8.41

$${}_1w_2 = -RT_1 \ln(P_2/P_1) = -2.0771 \times 293.15 \times \ln(600/100) = -1091.0 \text{ kJ/kg}$$

The adiabatic process has a work term from energy equation with no q

$${}_2w_3 = C_{V_o}(T_2 - T_3) = 3.116 (293.15 - 143.15) = +467.4 \text{ kJ/kg}$$

The net work is the sum

$$w_{\text{NET}} = -1091.0 + 467.4 = \mathbf{-623.6 \text{ kJ/kg}}$$

8.102

A 1-m³ insulated, rigid tank contains air at 800 kPa, 25°C. A valve on the tank is opened, and the pressure inside quickly drops to 150 kPa, at which point the valve is closed. Assuming that the air remaining inside has undergone a reversible adiabatic expansion, calculate the mass withdrawn during the process.

Solution:

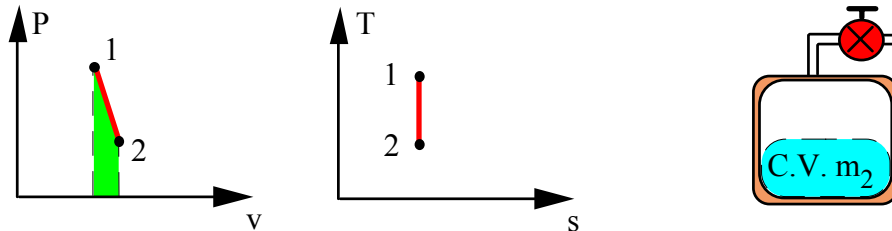
C.V.: Air remaining inside tank, m_2 .

Cont.Eq.: $m_2 = m$;

Energy Eq.5.11: $m(u_2 - u_1) = {}_1Q_2 - {}_1W_2$

Entropy Eq.8.14: $m(s_2 - s_1) = \int dQ/T + {}_1S_2_{\text{gen}}$

Process: adiabatic ${}_1Q_2 = 0$ and reversible ${}_1S_2_{\text{gen}} = 0$



Entropy eq. then gives $s_2 = s_1$ and ideal gas gives the relation in Eq.8.32

$$T_2 = T_1(P_2/P_1)^{\frac{k-1}{k}} = 298.2(150/800)^{0.286} = \mathbf{184.8 \text{ K}}$$

$$m_1 = P_1V/RT_1 = (800 \times 1)/(0.287 \times 298.2) = 9.35 \text{ kg}$$

$$m_2 = P_2V/RT_2 = (150 \times 1)/(0.287 \times 184.8) = 2.83 \text{ kg}$$

$$m_e = m_1 - m_2 = \mathbf{6.52 \text{ kg}}$$

8.103

Nitrogen at 200°C, 300 kPa is in a piston cylinder, volume 5 L, with the piston locked with a pin. The forces on the piston require a pressure inside of 200 kPa to balance it without the pin. The pin is removed and the piston quickly comes to its equilibrium position without any heat transfer. Find the final P, T and V and the entropy generation due to this partly unrestrained expansion.

Solution:

C.V. Nitrogen gas.

$$\text{Energy Eq.5.11: } m(u_2 - u_1) = {}_1Q_2 - {}_1W_2 = - \int P_{\text{eq}} dV = -P_2 (V_2 - V_1)$$

$$\text{Entropy Eq.8.14: } m(s_2 - s_1) = 0 + {}_1S_{2 \text{ gen}}$$

Process: ${}_1Q_2 = 0$ (already used), $P = P_{\text{eq}}$ after pin is out.

State 1: 200 °C, 300 kPa State 2: $P_2 = P_{\text{eq}} = 200$ kPa

$$m = P_1 V_1 / RT_1 = 300 \times 0.005 / 0.2968 \times 473.15 = 0.01068 \text{ kg}$$

The energy equation becomes

$$mu_2 + P_2 V_2 = mu_1 + P_2 V_1 = mh_2 \Rightarrow$$

$$h_2 = u_1 + P_2 V_1 / m = u_1 + P_2 V_1 RT_1 / P_1 V_1 = u_1 + (P_2 / P_1) RT_1$$

Solve using constant C_p , C_v

$$C_p T_2 = C_v T_1 + (P_2 / P_1) RT_1$$

$$T_2 = T_1 [C_v + (P_2 / P_1) R] / C_p$$

$$= 473.15 [0.745 + (200 / 300) \times 0.2368] / 1.042$$

$$= \mathbf{428.13 \text{ K}}$$

$$V_2 = V_1 (T_2 / T_1) \times (P_1 / P_2) = 0.005 \times \frac{428.13}{473.15} \times \frac{300}{200}$$

$$= 0.00679 \text{ m}^3$$

$${}_1S_{2 \text{ gen}} = m(s_2 - s_1) \cong m[C_p \ln (T_2 / T_1) - R \ln (P_2 / P_1)]$$

$$= P_1 V_1 / RT_1 [C_p \ln (T_2 / T_1) - R \ln (P_2 / P_1)]$$

$$= 0.01068 [1.042 \times \ln (428.13 / 473.15) - 0.2968 \times \ln (200 / 300)]$$

$$= \mathbf{0.000173 \text{ kJ/K}}$$

8.104

A rigid container with volume 200 L is divided into two equal volumes by a partition, shown in Fig. P8.104. Both sides contain nitrogen, one side is at 2 MPa, 200°C, and the other at 200 kPa, 100°C. The partition ruptures, and the nitrogen comes to a uniform state at 70°C. Assume the temperature of the surroundings is 20°C, determine the work done and the net entropy change for the process.

Solution:

$$C.V. : A + B \text{ no change in volume. } \quad {}_1W_2 = 0$$

$$m_{A1} = P_{A1} V_{A1} / RT_{A1} = (2000 \times 0.1) / (0.2968 \times 473.2) = 1.424 \text{ kg}$$

$$m_{B1} = P_{B1} V_{B1} / RT_{B1} = (200 \times 0.1) / (0.2968 \times 373.2) = 0.1806 \text{ kg}$$

$$P_2 = m_{TOT} RT_2 / V_{TOT} = (1.6046 \times 0.2968 \times 343.2) / 0.2 = 817 \text{ kPa}$$

From Eq.8.25

$$\begin{aligned} \Delta S_{\text{SYST}} &= 1.424 \left[1.042 \ln \frac{343.2}{473.2} - 0.2968 \ln \frac{817}{2000} \right] \\ &\quad + 0.1806 \left[1.042 \ln \frac{343.2}{373.2} - 0.2968 \ln \frac{817}{200} \right] = -0.1894 \text{ kJ/K} \end{aligned}$$

$$\begin{aligned} {}_1Q_2 = U_2 - U_1 &= 1.424 \times 0.745(70 - 200) + 0.1806 \times 0.745(70 - 100) \\ &= -141.95 \text{ kJ} \end{aligned}$$

From Eq.8.18

$$\Delta S_{\text{SURR}} = -{}_1Q_2 / T_0 = 141.95 / 293.2 = +0.4841 \text{ kJ/K}$$

$$\Delta S_{\text{NET}} = -0.1894 + 0.4841 = +\mathbf{0.2947 \text{ kJ/K}}$$

8.105

Nitrogen at 600 kPa, 127°C is in a 0.5 m³ insulated tank connected to a pipe with a valve to a second insulated initially empty tank of volume 0.5 m³, shown in Fig. P8.105. The valve is opened and the nitrogen fills both tanks at a uniform state. Find the final pressure and temperature and the entropy generation this process causes. Why is the process irreversible?

Solution:

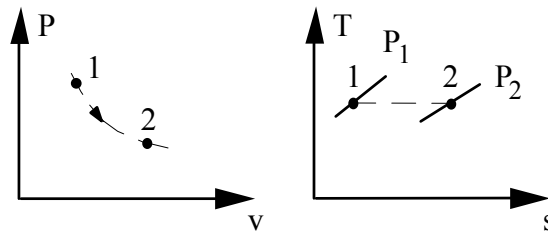
CV Both tanks + pipe + valve Insulated : $Q = 0$ Rigid: $W = 0$

Energy Eq.5.11: $m(u_2 - u_1) = 0 - 0 \Rightarrow u_2 = u_1 = u_{a1}$

Entropy Eq.8.14: $m(s_2 - s_1) = \int dQ/T + {}_1S_2 \text{ gen} = {}_1S_2 \text{ gen} \quad (dQ = 0)$

1: $P_1, T_1, V_a \Rightarrow m = PV/RT = (600 \times 0.5) / (0.2968 \times 400) = 2.527$

2: $V_2 = V_a + V_b$; uniform state $v_2 = V_2 / m$; $u_2 = u_{a1}$



Ideal gas $u(T) \Rightarrow u_2 = u_{a1} \Rightarrow T_2 = T_{a1} = 400 \text{ K}$

$P_2 = mR T_2 / V_2 = (V_1 / V_2) P_1 = \frac{1}{2} \times 600 = 300 \text{ kPa}$

From entropy equation and Eq.8.28 for entropy change

$S_{\text{gen}} = m(s_2 - s_1) = m[s_{T2} - s_{T1} - R \ln(P_2 / P_1)]$

$= m [0 - R \ln(P_2 / P_1)] = -2.527 \times 0.2968 \ln \frac{1}{2} = 0.52 \text{ kJ/K}$

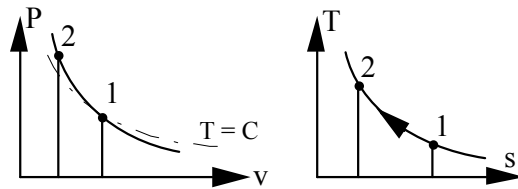
Irreversible due to unrestrained expansion in valve $P \downarrow$ but no work out.

Polytropic processes

8.106

Neon at 400 kPa, 20°C is brought to 100°C in a polytropic process with $n = 1.4$. Give the sign for the heat transfer and work terms and explain.

Solution:



Neon Table A.5

$$k = \gamma = 1.667 \quad \text{so } n < k$$

$$C_v = 0.618, \quad R = 0.412$$

$$\begin{array}{ll} \text{From definition Eq.8.2} & ds = dq/T \quad \text{so} \quad dq = T ds \\ \text{From work term} & dw = P dv \end{array}$$

From figures: v goes down so work in ($\mathbf{W} < \mathbf{0}$);

s goes down so Q out ($\mathbf{Q} < \mathbf{0}$)

We can also calculate the actual specific work from Eq.8.38 and heat transfer from the energy equation as:

$${}_1w_2 = [R/(1-n)](T_2 - T_1) = -82.39 \text{ kJ/kg}$$

$$u_2 - u_1 = C_v(T_2 - T_1) = 49.432, \quad {}_1q_2 = \Delta u + {}_1w_2 = -32.958$$

${}_1W_2$ Negative and ${}_1Q_2$ Negative

8.107

A mass of 1 kg of air contained in a cylinder at 1.5 MPa, 1000 K, expands in a reversible adiabatic process to 100 kPa. Calculate the final temperature and the work done during the process, using

- Constant specific heat, value from Table A.5
- The ideal gas tables, Table A.7

Solution:

C.V. Air.

Continuity Eq.: $m_2 = m_1 = m$;

Energy Eq.5.11: $m(u_2 - u_1) = {}_1Q_2 - {}_1W_2$

Entropy Eq.8.14: $m(s_2 - s_1) = \int dQ/T + {}_1S_2_{\text{gen}}$

Process: ${}_1Q_2 = 0$, ${}_1S_2_{\text{gen}} = 0 \Rightarrow s_2 = s_1$

- Using constant C_p from Table A.5 gives the power relation Eq.8.32.

$$T_2 = T_1(P_2/P_1)^{\frac{k-1}{k}} = 1000\left(\frac{0.1}{1.5}\right)^{0.286} = \mathbf{460.9 \text{ K}}$$

$$\begin{aligned} {}_1W_2 &= -(U_2 - U_1) = mC_{V_o}(T_1 - T_2) \\ &= 1 \times 0.717(1000 - 460.9) = \mathbf{386.5 \text{ kJ}} \end{aligned}$$

- Use the standard entropy function that includes variable heat capacity from A.7.1 and Eq.8.28

$$s_2 - s_1 = s_{T_2}^o - s_{T_1}^o - R \ln \frac{P_2}{P_1} = 0 \Rightarrow s_{T_2}^o = s_{T_1}^o + R \ln \frac{P_2}{P_1}$$

$$s_{T_2}^o = 8.13493 + 0.287 \ln(100/1500) = 7.35772$$

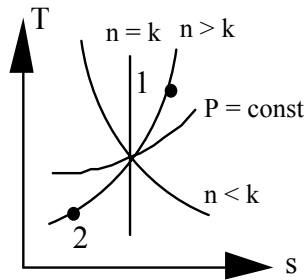
Interpolation gives $T_2 = \mathbf{486 \text{ K}}$ and $u_2 = 349.5 \text{ kJ/kg}$

$${}_1W_2 = m(u_1 - u_2) = 1(759.2 - 349.5) = \mathbf{409.7 \text{ kJ}}$$

8.108

An ideal gas having a constant specific heat undergoes a reversible polytropic expansion with exponent, $n = 1.4$. If the gas is carbon dioxide will the heat transfer for this process be positive, negative, or zero?

Solution:



CO₂: Table A.5 $k = 1.289 < n$

Since $n > k$ and $P_2 < P_1$

it follows that $s_2 < s_1$ and thus Q flows out.

$${}_1Q_2 < 0$$

8.109

A cylinder/piston contains 1 kg methane gas at 100 kPa, 20°C. The gas is compressed reversibly to a pressure of 800 kPa. Calculate the work required if the process is

- a. Adiabatic b. Isothermal
 c. Polytropic, with exponent $n = 1.15$

Solution:

C.V. Methane gas of constant mass $m_2 = m_1 = m$ and reversible process.

$$\text{Energy Eq.5.11: } m(u_2 - u_1) = {}_1Q_2 - {}_1W_2$$

$$\text{Entropy Eq.8.14: } m(s_2 - s_1) = \int dQ/T + {}_1S_2 \text{ gen} = \int dQ/T$$

a)

$$\text{Process: } {}_1Q_2 = 0 \Rightarrow s_2 = s_1$$

thus isentropic process $s = \text{const}$ and ideal gas gives relation in Eq.8.32

$$T_2 = T_1 (P_2/P_1)^{\frac{k-1}{k}} = 293.2 \left(\frac{800}{100} \right)^{0.230} = 473.0 \text{ K}$$

$${}_1W_2 = -mC_{V0}(T_2 - T_1) = -1 \times 1.7354 (473.0 - 293.2) = \mathbf{-312.0 \text{ kJ}}$$

b)

Process: $T = \text{constant}$. For ideal gas then $u_2 = u_1$ and $s_{T2}^\circ = s_{T1}^\circ$

$$\text{Energy eq. gives } {}_1W_2 = {}_1Q_2 \text{ and } \int dQ/T = {}_1Q_2/T$$

with the entropy change found from Eq.8.28

$$\begin{aligned} \Rightarrow {}_1W_2 &= {}_1Q_2 = mT(s_2 - s_1) = -mRT \ln(P_2/P_1) \\ &= -0.51835 \times 293.2 \ln(800/100) = \mathbf{-316.0 \text{ kJ}} \end{aligned}$$

c)

Process: $Pv^n = \text{constant}$ with $n = 1.15$;

The T-P relation is given in Eq.8.37

$$T_2 = T_1 (P_2/P_1)^{\frac{n-1}{n}} = 293.2 \left(\frac{800}{100} \right)^{0.130} = 384.2 \text{ K}$$

and the work term is given by Eq.8.38

$$\begin{aligned} {}_1W_2 &= \int mP dv = m(P_2v_2 - P_1v_1)/(1 - n) = mR (T_2 - T_1)/(1 - n) \\ &= 1 \times \frac{0.51835(384.2 - 293.2)}{1 - 1.15} = \mathbf{-314.5 \text{ kJ}} \end{aligned}$$

8.110

Helium in a piston/cylinder at 20°C, 100 kPa is brought to 400 K in a reversible polytropic process with exponent $n = 1.25$. You may assume helium is an ideal gas with constant specific heat. Find the final pressure and both the specific heat transfer and specific work.

Solution:

C.V. Helium

Continuity Eq.: $m_2 = m_1 = m$;

Energy Eq.5.11: $m(u_2 - u_1) = {}_1Q_2 - {}_1W_2$

Process: $Pv^n = C$ & $Pv = RT \Rightarrow T v^{n-1} = C$

Table A.5: $C_v = 3.116 \text{ kJ/kg K}$, $R = 2.0771 \text{ kJ/kg K}$

From the process equation and $T_1 = 293.15$, $T_2 = 400 \text{ K}$

$$T_1 v_1^{n-1} = T_2 v_2^{n-1} \Rightarrow v_2 / v_1 = (T_1 / T_2)^{1/n-1} = 0.2885$$

$$P_2 / P_1 = (v_1 / v_2)^n = 4.73 \Rightarrow P_2 = \mathbf{473 \text{ kPa}}$$

The work is from Eq.8.38 per unit mass

$$\begin{aligned} {}_1w_2 &= \int P dv = \int C v^{-n} dv = [C / (1-n)] \times (v_2^{1-n} - v_1^{1-n}) \\ &= \frac{1}{1-n} (P_2 v_2 - P_1 v_1) = \frac{R}{1-n} (T_2 - T_1) = \mathbf{-887.7 \text{ kJ/kg}} \end{aligned}$$

The heat transfer follows from the energy equation

$${}_1q_2 = u_2 - u_1 + {}_1w_2 = C_v (T_2 - T_1) + (-887.7) = \mathbf{-554.8 \text{ kJ/kg}}$$

8.111

The power stroke in an internal combustion engine can be approximated with a polytropic expansion. Consider air in a cylinder volume of 0.2 L at 7 MPa, 1800 K, shown in Fig. P8.111. It now expands in a reversible polytropic process with exponent, $n = 1.5$, through a volume ratio of 8:1. Show this process on P - v and T - s diagrams, and calculate the work and heat transfer for the process.

Solution:

C.V. Air of constant mass $m_2 = m_1 = m$.

$$\text{Energy Eq.5.11: } m(u_2 - u_1) = {}_1Q_2 - {}_1W_2$$

$$\text{Entropy Eq.8.14: } m(s_2 - s_1) = \int dQ/T + {}_1S_2_{\text{gen}} = \int dQ/T$$

$$\text{Process: } PV^{1.50} = \text{constant}, \quad V_2/V_1 = 8$$

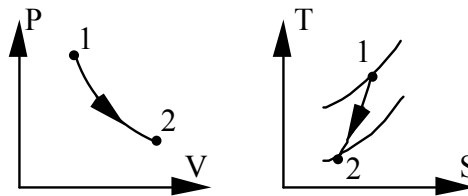
$$\text{State 1: } P_1 = 7 \text{ MPa}, T_1 = 1800 \text{ K}, V_1 = 0.2 \text{ L}$$

$$m_1 = \frac{P_1 V_1}{RT_1} = \frac{7000 \times 0.2 \times 10^{-3}}{0.287 \times 1800} = 2.71 \times 10^{-3} \text{ kg}$$

$$\text{State 2: } (v = V_2/m, ?) \text{ Must be on process curve so Eq.8.37 gives}$$

$$T_2 = T_1 (V_1/V_2)^{n-1} = 1800 (1/8)^{0.5} = 636.4 \text{ K}$$

$$\text{Table A.7: } u_1 = 1486.331 \text{ kJ/kg and interpolate } u_2 = 463.05 \text{ kJ/kg}$$



Notice:
 $n = 1.5, k = 1.4$

$$n > k$$

Work from the process expressed in Eq.8.38

$$\begin{aligned} {}_1W_2 &= \int PdV = mR(T_2 - T_1)/(1 - n) \\ &= \frac{2.71 \times 10^{-3} \times 0.287(636.4 - 1800)}{1 - 1.5} = \mathbf{1.81 \text{ kJ}} \end{aligned}$$

Heat transfer from the energy equation

$$\begin{aligned} {}_1Q_2 &= m(u_2 - u_1) + {}_1W_2 \\ &= 2.71 \times 10^{-3} \times (463.05 - 1486.331) + 1.81 = \mathbf{-0.963 \text{ kJ}} \end{aligned}$$

8.112

A piston/cylinder contains air at 300 K, 100 kPa. It is now compressed in a reversible adiabatic process to a volume 7 times as small. Use constant heat capacity and find the final pressure and temperature, the specific work and specific heat transfer for the process.

Solution:

$$\text{Expansion ratio: } v_2/v_1 = 1/7$$

Process eq.: Rev. adiabatic and ideal gas gives $Pv^n = C$, with $n = k$

$$P_2/P_1 = (v_2/v_1)^{-k} = 7^{1.4} = 15.245$$

$$P_2 = P_1 (7^{1.4}) = 100 \times 15.245 = \mathbf{1524.5 \text{ kPa}}$$

$$T_2 = T_1 (v_1/v_2)^{k-1} = 300 \times 7^{0.4} = \mathbf{653.4 \text{ K}}$$

$${}_1q_2 = \mathbf{0 \text{ kJ/kg}}$$

Polytropic process work term from Eq.8.38

$${}_1w_2 = \frac{R}{1-k} (T_2 - T_1) = \frac{0.287}{-0.4} (653.4 - 300) = \mathbf{-253.6 \text{ kJ/kg}}$$

Notice: $C_v = R/(k-1)$ so the work term is also the change in u consistent with the energy equation.

8.113

A cylinder/piston contains carbon dioxide at 1 MPa, 300°C with a volume of 200 L. The total external force acting on the piston is proportional to V^3 . This system is allowed to cool to room temperature, 20°C. What is the total entropy generation for the process?

Solution:

C.V. Carbon dioxide gas of constant mass $m_2 = m_1 = m$ out to ambient.

$$\text{Energy Eq.5.11: } m(u_2 - u_1) = {}_1Q_2 - {}_1W_2$$

$$\text{Entropy Eq.8.14,18: } m(s_2 - s_1) = \int dQ/T + {}_1S_2 \text{ gen} = {}_1Q_2/T_{\text{amb}} + {}_1S_2 \text{ gen}$$

Process: $P = CV^3$ or $PV^{-3} = \text{constant}$, which is polytropic with $n = -3$

$$\text{State 1: (T, P)} \Rightarrow m = P_1 V_1 / RT_1 = \frac{1000 \times 0.2}{0.18892 \times 573.2} = 1.847 \text{ kg}$$

State 2: (T, ?) state must be on process curve. This and ideal gas leads to Eq.8.37

$$\Rightarrow P_2 = P_1 (T_2/T_1)^{\frac{n}{n-1}} = 1000 (293.2/573.2)^{3/4} = 604.8 \text{ kPa}$$

$$V_2 = V_1 (T_1/T_2)^{\frac{1}{n-1}} = 0.16914 \text{ m}^3$$

$${}_1W_2 = \int PdV = (P_2 V_2 - P_1 V_1) / (1-n)$$

$$= [604.8 \times 0.16914 - 1000 \times 0.2] / [1 - (-3)] = -24.4 \text{ kJ}$$

$${}_1Q_2 = m(u_2 - u_1) + {}_1W_2$$

$$= 1.847 \times 0.653 (20 - 300) - 24.4 = -362.1 \text{ kJ}$$

From Eq.8.25

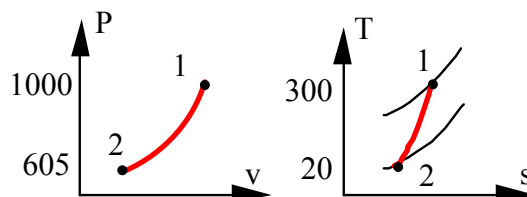
$$m(s_2 - s_1) = 1.847 \left[0.842 \ln \frac{293.2}{573.2} - 0.18892 \ln \frac{604.8}{1000} \right]$$

$$= 1.847 [-0.4694] = -0.87 \text{ kJ/K}$$

$$\Delta S_{\text{SURR}} = -{}_1Q_2/T_{\text{amb}} = +362.1 / 293.2 = +1.235 \text{ kJ/K}$$

From Eq.8.18

$$\begin{aligned} {}_1S_2 \text{ gen} &= m(s_2 - s_1) - {}_1Q_2/T_{\text{amb}} = \Delta S_{\text{NET}} = \Delta S_{\text{CO}_2} + \Delta S_{\text{SURR}} \\ &= -0.87 + 1.235 = \mathbf{+0.365 \text{ kJ/K}} \end{aligned}$$



Notice:

$$n = -3, k = 1.3$$

$$n < k$$

8.114

A device brings 2 kg of ammonia from 150 kPa, -20°C to 400 kPa, 80°C in a polytropic process. Find the polytropic exponent, n , the work and the heat transfer. Find the total entropy generated assuming a source at 100°C .

Solution:

C.V. Ammonia of constant mass $m_2 = m_1 = m$ out to source.

$$\text{Energy Eq.5.11: } m(u_2 - u_1) = {}_1Q_2 - {}_1W_2$$

$$\text{Entropy Eq.8.14, 8.18: } m(s_2 - s_1) = \int dQ/T + {}_1S_{2\text{ gen}} = {}_1Q_2/T + {}_1S_{2\text{ gen}}$$

$$\text{Process: } P_1 v_1^n = P_2 v_2^n \quad \text{Eq. (8.36)}$$

State 1: Table B.2.2

$$v_1 = 0.79774 \text{ m}^3/\text{kg}, \quad s_1 = 5.7465 \text{ kJ/kg K}, \quad u_1 = 1303.3 \text{ kJ/kg}$$

State 2: Table B.2.2

$$v_2 = 0.4216 \text{ m}^3/\text{kg}, \quad s_2 = 5.9907 \text{ kJ/kg K}, \quad u_2 = 1468.0 \text{ kJ/kg}$$

$$\ln(P_2/P_1) = \ln(v_2/v_1)^n = n \times \ln(v_2/v_1)$$

$$\ln\left(\frac{480}{150}\right) = n \times \ln\left(\frac{0.4216}{0.79774}\right) = 0.98083 = n \times 0.63773$$

$$\Rightarrow \quad n = \mathbf{1.538}$$

The work term is integration of PdV as done in text leading to Eq.8.38

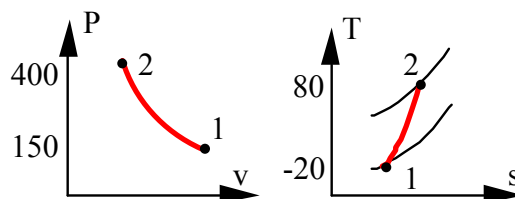
$$\begin{aligned} {}_1W_2 &= \frac{m}{1-n} (P_2 v_2 - P_1 v_1) \\ &= \frac{2}{1-1.538} \times (400 \times 0.4216 - 150 \times 0.79774) = \mathbf{-182.08 \text{ kJ}} \end{aligned}$$

Notice we did not use $Pv = RT$ as we used the ammonia tables.

$$\begin{aligned} {}_1Q_2 &= m(u_2 - u_1) + {}_1W_2 = 2(1468 - 1303.3) - 182.08 \\ &= \mathbf{147.3 \text{ kJ}} \end{aligned}$$

From Eq.8.18

$$\begin{aligned} {}_1S_{2\text{ gen}} &= m(s_2 - s_1) - {}_1Q_2/T = 2(5.9907 - 5.7465) - \frac{147.3}{373.15} \\ &= \mathbf{0.0936 \text{ kJ/K}} \end{aligned}$$



Notice:
 $n = 1.54$, $k = 1.3$
 $n > k$

8.115

A cylinder/piston contains 100 L of air at 110 kPa, 25°C. The air is compressed in a reversible polytropic process to a final state of 800 kPa, 200°C. Assume the heat transfer is with the ambient at 25°C and determine the polytropic exponent n and the final volume of the air. Find the work done by the air, the heat transfer and the total entropy generation for the process.

Solution:

C.V. Air of constant mass $m_2 = m_1 = m$ out to ambient.

$$\text{Energy Eq.5.11: } m(u_2 - u_1) = {}_1Q_2 - {}_1W_2$$

$$\text{Entropy Eq.8.14,18: } m(s_2 - s_1) = \int dQ/T + {}_1S_{2, \text{gen}} = {}_1Q_2/T_0 + {}_1S_{2, \text{gen}}$$

$$\text{Process: } P_1 V_1^n = P_2 V_2^n \quad \text{Eq.8.36}$$

$$\text{State 1: } (T_1, P_1) \quad \text{State 2: } (T_2, P_2)$$

Thus the unknown is the exponent n .

$$m = P_1 V_1 / (RT_1) = 110 \times 0.1 / (0.287 \times 298.15) = 0.1286 \text{ kg}$$

The relation from the process and ideal gas is in Eq.8.37

$$T_2/T_1 = (P_2/P_1)^{\frac{n-1}{n}} \Rightarrow \frac{473.15}{298.15} = \left(\frac{800}{110}\right)^{\frac{n-1}{n}} \Rightarrow \frac{n-1}{n} = 0.2328$$

$$n = \mathbf{1.3034}, \quad V_2 = V_1 (P_1/P_2)^{\frac{1}{n}} = 0.1 \left(\frac{110}{800}\right)^{0.7672} = \mathbf{0.02182 \text{ m}^3}$$

The work is from Eq.8.38

$${}_1W_2 = \int P dV = \frac{P_2 V_2 - P_1 V_1}{1 - n} = \frac{800 \times 0.02182 - 110 \times 0.1}{1 - 1.3034} = \mathbf{-21.28 \text{ kJ}}$$

Heat transfer from the energy equation

$$\begin{aligned} {}_1Q_2 &= mC_v(T_2 - T_1) + {}_1W_2 \\ &= 0.1286 \times 0.717 \times (200 - 25) - 21.28 = \mathbf{-5.144 \text{ kJ}} \end{aligned}$$

Entropy change from Eq.8.25

$$\begin{aligned} s_2 - s_1 &= C_{p0} \ln(T_2/T_1) - R \ln(P_2/P_1) \\ &= 1.004 \ln\left(\frac{473.15}{298.15}\right) - 0.287 \ln\left(\frac{800}{110}\right) = -0.106 \frac{\text{kJ}}{\text{kg K}} \end{aligned}$$

From the entropy equation (also Eq.8.18)

$$\begin{aligned} {}_1S_{2, \text{gen}} &= m(s_2 - s_1) - {}_1Q_2/T_0 \\ &= 0.1286 \times (-0.106) + (5.144/298.15) = \mathbf{0.00362 \text{ kJ/K}} \end{aligned}$$

8.116

A mass of 2 kg ethane gas at 500 kPa, 100°C, undergoes a reversible polytropic expansion with exponent, $n = 1.3$, to a final temperature of the ambient, 20°C. Calculate the total entropy generation for the process if the heat is exchanged with the ambient.

Solution:

C.V. Ethane gas of constant mass $m_2 = m_1 = m$ out to ambient.

$$\text{Energy Eq.5.11: } m(u_2 - u_1) = {}_1Q_2 - {}_1W_2$$

$$\text{Entropy Eq.8.14,18: } m(s_2 - s_1) = \int dQ/T + {}_1S_2 \text{ gen} = {}_1Q_2/T_{\text{amb}} + {}_1S_2 \text{ gen}$$

$$\text{Process: } Pv_1^n = P_2v_2^n \quad \text{Eq.8.36}$$

State 1: (T_1, P_1) State 2: $(T_2, ?)$ on process curve

$$P_2 = P_1 (T_2/T_1)^{\frac{n}{n-1}} = 500 \left(\frac{293.2}{373.2} \right)^{4.333} = 175.8 \text{ kPa}$$

Work is integrated in Eq.8.38

$${}_1W_2 = \int_1^2 P dv = \frac{P_2v_2 - P_1v_1}{1-n} = \frac{R(T_2 - T_1)}{1-n} = \frac{0.2765(293.2 - 373.2)}{1-1.30} = +73.7 \text{ kJ/kg}$$

Heat transfer is from the energy equation

$${}_1q_2 = C_{V0}(T_2 - T_1) + {}_1w_2 = 1.49(293.2 - 373.2) + 73.7 = -45.5 \text{ kJ/kg}$$

Entropy change from Eq.8.25

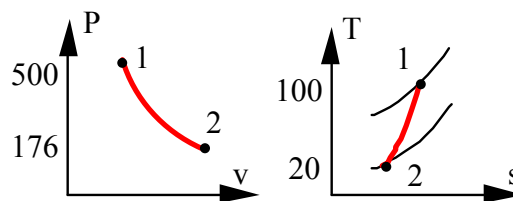
$$\begin{aligned} s_2 - s_1 &= C_{P0} \ln(T_2/T_1) - R \ln(P_2/P_1) \\ &= 1.766 \ln \frac{293.2}{373.2} - 0.2765 \ln \frac{175.8}{500} = -0.1371 \text{ kJ/kg K} \end{aligned}$$

$$m(s_2 - s_1) = \Delta S_{\text{SYST}} = 2(-0.1371) = -0.2742 \text{ kJ/K}$$

$$\Delta S_{\text{SURR}} = -{}_1Q_2/T_0 = +2 \times 45.5/293.2 = +0.3104 \text{ kJ/K}$$

Generation from entropy equation or Eq.8.18

$$\begin{aligned} {}_1S_2 \text{ gen} &= m(s_2 - s_1) - {}_1Q_2/T_{\text{amb}} = \Delta S_{\text{NET}} = \Delta S_{\text{SYST}} + \Delta S_{\text{SURR}} \\ &= -0.2742 + 0.3104 = +0.0362 \text{ kJ/K} \end{aligned}$$



Notice:
 $n = 1.3, k = 1.186$

$n > k$

8.117

A piston/cylinder contains air at 300 K, 100 kPa. A reversible polytropic process with $n = 1.3$ brings the air to 500 K. Any heat transfer if it comes in is from a 325°C reservoir and if it goes out it is to the ambient at 300 K. Sketch the process in a P-v and a T-s diagram. Find the specific work and specific heat transfer in the process. Find the specific entropy generation (external to the air) in the process.

Solution:

$$\text{Process : } Pv^n = C$$

$$\begin{aligned} {}_1w_2 &= \int P \, dv = \left(\frac{P_2 v_2 - P_1 v_1}{1-n} \right) = \frac{R}{1-n} (T_2 - T_1) \\ &= \frac{0.287}{1-1.3} (500 - 300) = \mathbf{-191.3 \text{ kJ/kg}} \end{aligned}$$

Energy equation

$$\begin{aligned} {}_1q_2 &= u_2 - u_1 + {}_1w_2 = C_v (T_2 - T_1) + {}_1w_2 \\ &= 0.717 (500 - 300) - 191.3 = \mathbf{-47.93 \text{ kJ/kg}} \end{aligned}$$

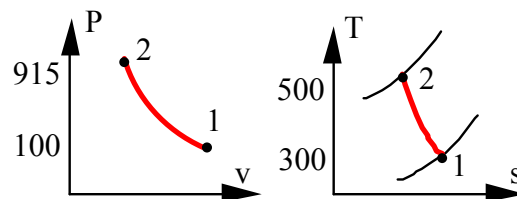
The ${}_1q_2$ is negative and thus goes out. Entropy is generated between the air and ambient.

$$s_2 - s_1 = {}_1q_2/T_{\text{amb}} + {}_1s_2 \text{ gen}$$

$${}_1s_2 \text{ gen} = s_2 - s_1 - {}_1q_2/T_{\text{amb}} = C_p \ln (T_2/T_1) - R \ln (P_2/P_1) - {}_1q_2/T_{\text{amb}}$$

$$P_2/P_1 = (T_2/T_1)^{n/(n-1)} = (500/300)^{1.3/0.3} = 9.148$$

$$\begin{aligned} {}_1s_2 \text{ gen} &= 1.004 \ln \left(\frac{500}{300} \right) - 0.287 \ln 9.148 - \left(\frac{-47.93}{300} \right) \\ &= 0.51287 - 0.635285 + 0.15977 \\ &= \mathbf{0.03736 \text{ kJ/kg K}} \end{aligned}$$



Notice:

$$n = 1.3, \quad k = 1.4$$

$$n < k$$

8.118

A cylinder/piston contains saturated vapor R-22 at 10°C; the volume is 10 L. The R-22 is compressed to 2 MPa, 60°C in a reversible (internally) polytropic process. If all the heat transfer during the process is with the ambient at 10°C, calculate the net entropy change.

Solution:

C.V. R-22 of constant mass $m_2 = m_1 = m$ out to ambient.

$$\text{Energy Eq.5.11: } m(u_2 - u_1) = {}_1Q_2 - {}_1W_2$$

$$\text{Entropy Eq.8.14,18: } m(s_2 - s_1) = \int dQ/T + {}_1S_2 \text{ gen} = {}_1Q_2/T_{\text{amb}} + {}_1S_2 \text{ gen}$$

$$\text{Process: } P_1 v_1^n = P_2 v_2^n \quad \text{Eq.8.36}$$

$$\text{State 1: } (T_1, x_1) \text{ Table B.4.1 } P_1 = 0.681 \text{ MPa, } v_1 = 0.03471$$

$$m = V_1/v_1 = 0.01/0.03471 = 0.288 \text{ kg}$$

$$\text{State 2: } (T_2, P_2) \text{ Table B.4.2 } v_2 = 0.01214 \text{ m}^3/\text{kg}$$

$$\text{From process eq. } P_2/P_1 = \frac{2.0}{0.681} = \left(\frac{0.03471}{0.01214}\right)^n \Rightarrow n = 1.0255$$

The work is from Eq.8.38

$$\begin{aligned} {}_1W_2 &= \int P dV = m \frac{P_2 v_2 - P_1 v_1}{1-n} = 0.288 \frac{2000 \times 0.01214 - 681 \times 0.03471}{1 - 1.0255} \\ &= -7.26 \text{ kJ} \end{aligned}$$

Heat transfer from energy equation

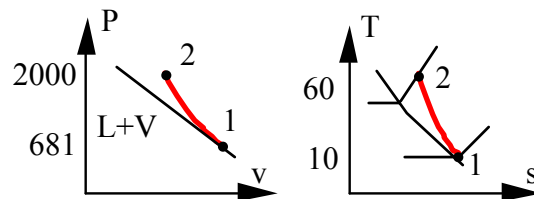
$${}_1Q_2 = m(u_2 - u_1) + {}_1W_2 = 0.288(247.3 - 229.8) - 7.26 = -2.22 \text{ kJ}$$

$$\Delta S_{\text{SYST}} = m(s_2 - s_1) = 0.288(0.8873 - 0.9129) = -0.00737 \text{ kJ/K}$$

$$\Delta S_{\text{SURR}} = -{}_1Q_2/T_0 = +2.22/283.2 = +0.00784 \text{ kJ/K}$$

Generation is from entropy equation or Eq.8.18

$$\begin{aligned} {}_1S_2 \text{ gen} &= m(s_2 - s_1) - {}_1Q_2/T_{\text{amb}} = \Delta S_{\text{NET}} = \Delta S_{\text{SYST}} + \Delta S_{\text{SURR}} \\ &= -0.00737 + 0.00784 = +0.00047 \text{ kJ/K} \end{aligned}$$



Notice:

$$n = 1.03, k = 1.17$$

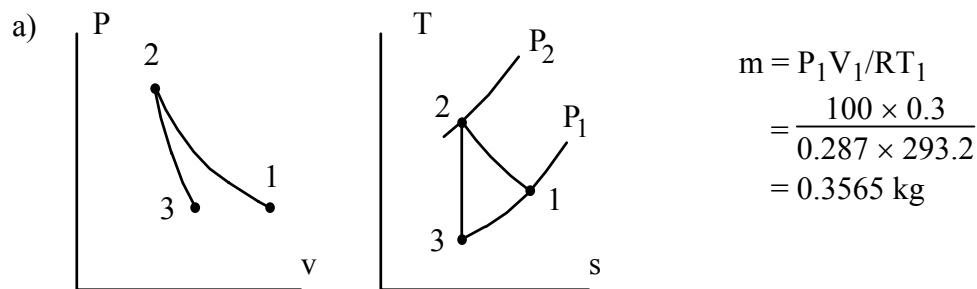
$$n < k$$

8.119

A cylinder/piston contains air at ambient conditions, 100 kPa and 20°C with a volume of 0.3 m³. The air is compressed to 800 kPa in a reversible polytropic process with exponent, $n = 1.2$, after which it is expanded back to 100 kPa in a reversible adiabatic process.

- Show the two processes in $P-v$ and $T-s$ diagrams.
- Determine the final temperature and the net work.

Solution:



- b) The process equation is expressed in Eq.8.37

$$T_2 = T_1 (P_2/P_1)^{\frac{n-1}{n}} = 293.2 \left(\frac{800}{100} \right)^{0.167} = 414.9 \text{ K}$$

The work is from Eq.8.38

$${}_1w_2 = \int_1^2 P dv = \frac{P_2 v_2 - P_1 v_1}{1-n} = \frac{R(T_2 - T_1)}{1-n} = \frac{0.287(414.9 - 293.2)}{1-1.20} = -174.6 \text{ kJ/kg}$$

Isentropic relation is from Eq.8.32

$$T_3 = T_2 (P_3/P_2)^{\frac{k-1}{k}} = 414.9 \left(\frac{100}{800} \right)^{0.286} = \mathbf{228.9 \text{ K}}$$

With zero heat transfer the energy equation gives the work

$${}_2w_3 = C_{V0}(T_2 - T_3) = 0.717(414.9 - 228.9) = +133.3 \text{ kJ/kg}$$

$$w_{\text{NET}} = 0.3565(-174.6 + 133.3) = \mathbf{-14.7 \text{ kJ}}$$

Rates or fluxes of entropy

8.120

A reversible heat pump uses 1 kW of power input to heat a 25°C room, drawing energy from the outside at 15°C. Assuming every process is reversible, what are the total rates of entropy into the heat pump from the outside and from the heat pump to the room?

Solution:

C.V.TOT.

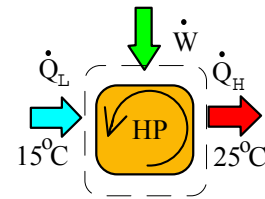
$$\text{Energy Eq.: } \dot{Q}_L + \dot{W} = \dot{Q}_H$$

$$\text{Entropy Eq.: } \frac{\dot{Q}_L}{T_L} - \frac{\dot{Q}_H}{T_H} = 0 \Rightarrow \dot{Q}_L = \dot{Q}_H \frac{T_L}{T_H}$$

$$\dot{Q}_H \frac{T_L}{T_H} + \dot{W} = \dot{Q}_H \Rightarrow \dot{Q}_H = \frac{T_H}{T_H - T_L} \dot{W}$$

$$\frac{\dot{Q}_H}{T_H} = \frac{1}{T_H - T_L} \dot{W} = \frac{1}{25 - 15} (1) = \mathbf{0.1 \text{ kW/K}}$$

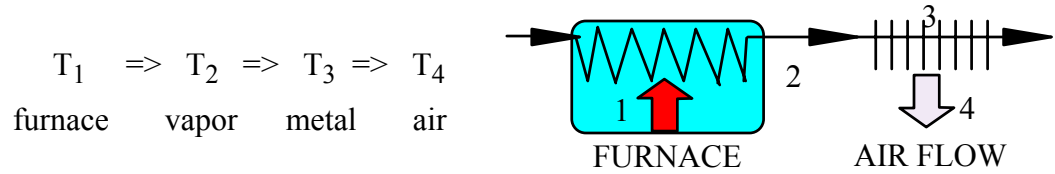
$$\frac{\dot{Q}_L}{T_L} = \frac{\dot{Q}_H}{T_H} = \mathbf{0.1 \text{ kW/K}}$$



8.121

An amount of power, say 1000 kW, comes from a furnace at 800°C going into water vapor at 400°C. From the water the power goes to a solid metal at 200°C and then into some air at 70°C. For each location calculate the flux of s through a surface as (\dot{Q}/T). What makes the flux larger and larger?

Solution:



$T_1 \Rightarrow T_2 \Rightarrow T_3 \Rightarrow T_4$
 furnace vapor metal air

Flux of s: $F_s = \dot{Q}/T$ with T as absolute temperature.

$$F_{s1} = 1000/1073.15 = 0.932 \text{ kW/K}, \quad F_{s2} = 1000/673.15 = 1.486 \text{ kW/K}$$

$$F_{s3} = 1000/473.15 = 2.11 \text{ kW/K}, \quad F_{s4} = 1000/343.15 = 2.91 \text{ kW/K}$$

T	800	400	200	70	(°C)
T _{amb}	1073	673	476	646	K
Q/T	0.932	1.486	2.114	2.915	kW/K

${}_1S_2$ gen for every change in T

Q over ΔT is an irreversible process

8.122

Room air at 23°C is heated by a 2000 W space heater with a surface filament temperature of 700 K, shown in Fig. P8.122. The room at steady state loses the power to the outside which is at 7°C. Find the rate(s) of entropy generation and specify where it is made.

Solution:

For any C.V at steady state.

The entropy equation as a rate form is Eq.8.43

$$\frac{dS_{c.v.}}{dt} = 0 = \int d\dot{Q}/T + \dot{S}_{gen}$$

C.V. Heater Element

$$\dot{S}_{gen} = -\int d\dot{Q}/T = -(-2000/700) = \mathbf{2.857 \text{ W/K}}$$

C.V. Space between heater 700 K and room 23°C

$$\dot{S}_{gen} = -\int d\dot{Q}/T = (-2000 / 700) - [-2000 / (23+273)] = \mathbf{3.9 \text{ W/K}}$$

C.V. Wall between 23°C inside and 7°C outside

$$\dot{S}_{gen} = -\int d\dot{Q}/T = [-2000 / (23+273)] - [2000 / (7 + 273)] = \mathbf{0.389 \text{ W/K}}$$

Notice biggest \dot{S}_{gen} is for the largest change in 1/T.

8.123

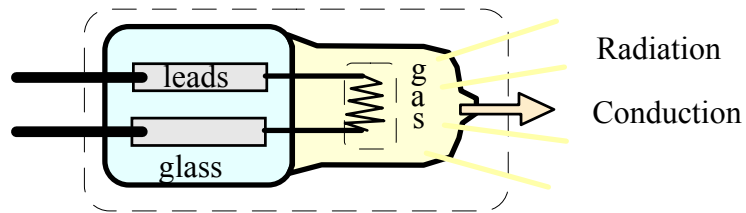
A small halogen light bulb receives an electrical power of 50 W. The small filament is at 1000 K and gives out 20% of the power as light and the rest as heat transfer to the gas, which is at 500 K; the glass is at 400 K. All the power is absorbed by the room walls at 25°C. Find the rate of generation of entropy in the filament, in the total bulb including glass and the total room including bulb.

Solution:

$$\dot{W}_{el} = 50 \text{ W}$$

$$\dot{Q}_{RAD} = 10 \text{ W}$$

$$\dot{Q}_{COND} = 40 \text{ W}$$



We will assume steady state and no storage in the bulb, air or room walls.

C.V. Filament steady-state

$$\text{Energy Eq.5.31: } dE_{c.v.}/dt = 0 = \dot{W}_{el} - \dot{Q}_{RAD} - \dot{Q}_{COND}$$

$$\text{Entropy Eq.8.43: } dS_{c.v.}/dt = 0 = -\frac{\dot{Q}_{RAD}}{T_{FILA}} - \frac{\dot{Q}_{COND}}{T_{FILA}} + \dot{S}_{gen}$$

$$\dot{S}_{gen} = (\dot{Q}_{RAD} + \dot{Q}_{COND})/T_{FILA} = \dot{W}_{el}/T_{FILA} = \frac{50}{1000} = \mathbf{0.05 \text{ W/K}}$$

C.V. Bulb including glass

$$\dot{Q}_{RAD} \text{ leaves at } 1000 \text{ K} \qquad \dot{Q}_{COND} \text{ leaves at } 400 \text{ K}$$

$$\dot{S}_{gen} = \int d\dot{Q}/T = -(-10/1000) - (-40/400) = \mathbf{0.11 \text{ W/K}}$$

C.V. Total room. All energy leaves at 25°C

$$\text{Eq.5.31: } dE_{c.v.}/dt = 0 = \dot{W}_{el} - \dot{Q}_{RAD} - \dot{Q}_{COND}$$

$$\text{Eq.8.43: } dS_{c.v.}/dt = 0 = -\frac{\dot{Q}_{TOT}}{T_{WALL}} + \dot{S}_{gen}$$

$$\dot{S}_{gen} = \frac{\dot{Q}_{TOT}}{T_{WALL}} = 50/(25+273) = \mathbf{0.168 \text{ W/K}}$$

8.124

A farmer runs a heat pump using 2 kW of power input. It keeps a chicken hatchery at a constant 30°C while the room loses 10 kW to the colder outside ambient at 10°C. What is the rate of entropy generated in the heat pump? What is the rate of entropy generated in the heat loss process?

Solution:

C.V. Hatchery, steady state.

To have steady state at 30°C for the hatchery

$$\text{Energy Eq.: } 0 = \dot{Q}_H - \dot{Q}_{\text{Loss}} \quad \Rightarrow \quad \dot{Q}_H = \dot{Q}_{\text{Loss}} = 10 \text{ kW}$$

C.V. Heat pump, steady state

$$\text{Energy eq.: } 0 = \dot{Q}_L + \dot{W} - \dot{Q}_H \quad \Rightarrow \quad \dot{Q}_L = \dot{Q}_H - \dot{W} = 8 \text{ kW}$$

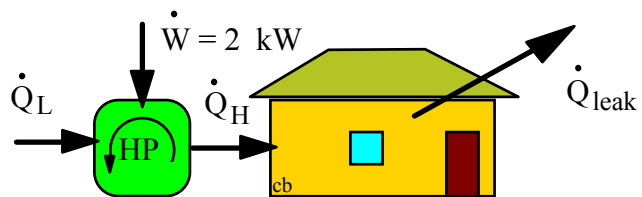
$$\text{Entropy Eq.: } 0 = \frac{\dot{Q}_L}{T_L} - \frac{\dot{Q}_H}{T_H} + \dot{S}_{\text{gen HP}}$$

$$\dot{S}_{\text{gen HP}} = \frac{\dot{Q}_H}{T_H} - \frac{\dot{Q}_L}{T_L} = \frac{10}{273 + 30} - \frac{8}{273 + 10} = \mathbf{0.00473 \text{ kW/K}}$$

C.V. From hatchery at 30°C to the ambient 10°C. This is typically the walls and the outer thin boundary layer of air. Through this goes \dot{Q}_{Loss} .

$$\text{Entropy Eq.: } 0 = \frac{\dot{Q}_{\text{Loss}}}{T_H} - \frac{\dot{Q}_{\text{Loss}}}{T_{\text{amb}}} + \dot{S}_{\text{gen walls}}$$

$$\dot{S}_{\text{gen walls}} = \frac{\dot{Q}_{\text{Loss}}}{T_{\text{amb}}} - \frac{\dot{Q}_{\text{Loss}}}{T_H} = \frac{10}{283} - \frac{10}{303} = \mathbf{0.00233 \text{ kW/K}}$$



8.125

The automatic transmission in a car receives 25 kW shaft work and gives out 24 kW to the drive shaft. The balance is dissipated in the hydraulic fluid and metal casing, all at 45°C, which in turn transmits it to the outer atmosphere at 20°C. What is the rate of entropy generation inside the transmission unit? What is it outside the unit?

Solution:

C.V. Total unit. Steady state and surface at 45°C

Energy Eq:

$$0 = \dot{W}_{in} - \dot{W}_{out} - \dot{Q}_{out}$$

$$\text{Entropy Eq.: } 0 = -\frac{\dot{Q}_{out}}{T_{oil}} + \dot{S}_{gen}$$

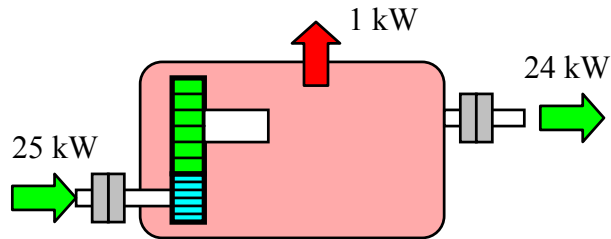
$$\text{From energy Eq.: } \dot{Q}_{out} = \dot{W}_{in} - \dot{W}_{out} = 25 - 24 = 1 \text{ kW}$$

$$\text{From entropy Eq.: } \dot{S}_{gen} = \frac{\dot{Q}_{out}}{T_{oil}} = \frac{1}{273.15 + 45} \frac{\text{kW}}{\text{K}} = \mathbf{3.1 \text{ W/K}}$$

C.V. From surface at 45°C to atm. at 20°C.

$$\text{Entropy Eq.: } 0 = \frac{\dot{Q}_{out}}{T_{oil}} - \frac{\dot{Q}_{out}}{T_{amb}} + \dot{S}_{gen \text{ outside}}$$

$$\dot{S}_{gen \text{ outside}} = \dot{Q}_{out} \left[\frac{1}{T_{amb}} - \frac{1}{T_{oil}} \right] = 1 \text{ kW} \left[\frac{1}{293} - \frac{1}{318} \right] = \mathbf{0.268 \text{ W/K}}$$



Review problems

8.126

An insulated cylinder/piston has an initial volume of 0.15 m^3 and contains steam at 400 kPa , 200°C . The steam is expanded adiabatically, and the work output is measured very carefully to be 30 kJ . It is claimed that the final state of the water is in the two-phase (liquid and vapor) region. What is your evaluation of the claim?

Solution:

C.V. Water.

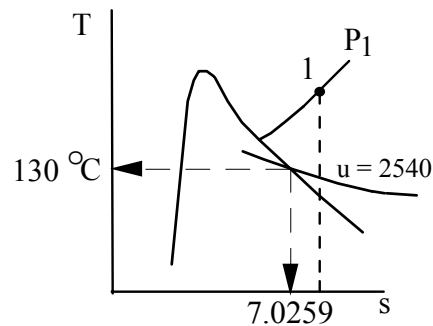
$$\text{Energy Eq.5.11: } m(u_2 - u_1) = {}_1Q_2 - {}_1W_2$$

$$\text{Entropy Eq.8.3: } m(s_2 - s_1) = \int dQ/T$$

Process: ${}_1Q_2 = 0$ and reversible

State 1: (T, P) Table B.1.3

$$v_1 = 0.5342, \quad u_1 = 2646.8, \quad s_1 = 7.1706 \text{ kJ/kg K}$$



$$m = \frac{V_1}{v_1} = \frac{0.15}{0.5342} = 0.2808 \text{ kg}$$

With the assumed reversible process we have from entropy equation

$$s_2 = s_1 = 7.1706 \text{ kJ/kg K}$$

and from the energy equation

$$u_2 = u_1 - {}_1W_2/m = 2646.8 - \frac{30}{0.2808} = 2540.0 \text{ kJ/kg}$$

State 2 given by (u, s) check Table B.1.1: s_G (at $u_G = 2540$) = $7.0259 < s_1$

⇒ **State 2 must be in superheated vapor region.**

8.127

A closed tank, $V = 10 \text{ L}$, containing 5 kg of water initially at 25°C , is heated to 175°C by a heat pump that is receiving heat from the surroundings at 25°C . Assume that this process is reversible. Find the heat transfer to the water and the work input to the heat pump.

C.V.: Water from state 1 to state 2.

Process: constant volume (reversible isometric)

$$1: v_1 = V/m = 0.002 \Rightarrow x_1 = (0.002 - 0.001003)/43.358 = 0.000023$$

$$u_1 = 104.86 + 0.000023 \times 2304.9 = 104.93 \text{ kJ/kg}$$

$$s_1 = 0.3673 + 0.000023 \times 8.1905 = 0.36759 \text{ kJ/kg K}$$

Continuity eq. (same mass) and $V = C$ fixes v_2

$$2: T_2, v_2 = v_1 \Rightarrow$$

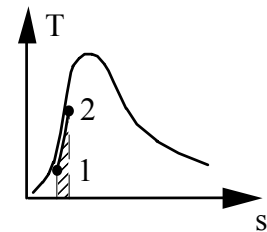
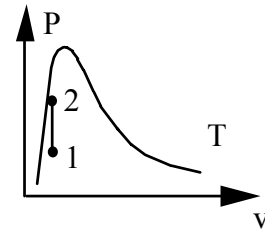
$$x_2 = (0.002 - 0.001121)/0.21568 = 0.004075$$

$$u_2 = 740.16 + 0.004075 \times 1840.03 = 747.67 \text{ kJ/kg}$$

$$s_2 = 2.0909 + 0.004075 \times 4.5347 = 2.1094 \text{ kJ/kg K}$$

Energy eq. has $W = 0$, thus provides heat transfer as

$${}_1Q_2 = m(u_2 - u_1) = \mathbf{3213.7 \text{ kJ}}$$

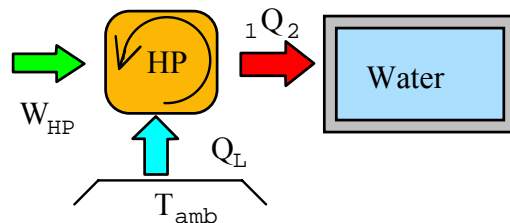


Entropy equation for the total (tank plus heat pump) control volume gives for a reversible process:

$$m(s_2 - s_1) = Q_L/T_0 \Rightarrow Q_L = mT_0(s_2 - s_1) = 2596.6 \text{ kJ}$$

and then the energy equation for the heat pump gives

$$W_{HP} = {}_1Q_2 - Q_L = \mathbf{617.1 \text{ kJ}}$$



8.128

Two tanks contain steam, and they are both connected to a piston/cylinder as shown in Fig. P8.128. Initially the piston is at the bottom and the mass of the piston is such that a pressure of 1.4 MPa below it will be able to lift it. Steam in A is 4 kg at 7 MPa, 700°C and B has 2 kg at 3 MPa, 350°C. The two valves are opened, and the water comes to a uniform state. Find the final temperature and the total entropy generation, assuming no heat transfer.

Solution:

Control mass: All water $m_A + m_B$.

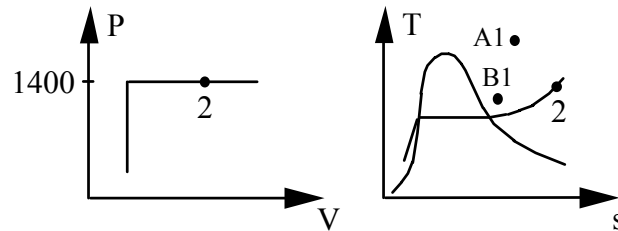
Continuity Eq.: $m_2 = m_A + m_B = 6 \text{ kg}$

Energy Eq.5.11: $m_2 u_2 - m_A u_{A1} - m_B u_{B1} = {}_1Q_2 - {}_1W_2 = - {}_1W_2$

Entropy Eq.8.14: $m_2 s_2 - m_A s_{A1} - m_B s_{B1} = {}_1S_2 \text{ gen}$

B.1.3: $v_{A1} = 0.06283$, $u_{A1} = 3448.5$, $s_{A1} = 7.3476$, $V_A = 0.2513 \text{ m}^3$

B.1.3: $v_{B1} = 0.09053$, $u_{B1} = 2843.7$, $s_{B1} = 6.7428$, $V_B = 0.1811 \text{ m}^3$



The only possible P , V combinations for state 2 are on the two lines.

Assume $V_2 > V_A + V_B \Rightarrow P_2 = P_{\text{lift}}$, ${}_1W_2 = P_2(V_2 - V_A - V_B)$

Substitute into energy equation:

$$\begin{aligned} m_2 h_2 &= m_A u_{A1} + m_B u_{B1} + P_2(V_A + V_B) \\ &= 4 \times 3448.5 + 2 \times 2843.7 + 1400 \times 0.4324 \end{aligned}$$

State 2: $h_2 = 3347.8 \text{ kJ/kg}$, $P_2 = 1400 \text{ kPa}$, $v_2 = 0.2323$, $s_2 = 7.433$

$$T_2 = 441.9 \text{ }^\circ\text{C},$$

Check assumption: $V_2 = m_2 v_2 = 1.394 \text{ m}^3 > V_A + V_B$ **OK.**

$${}_1S_2 \text{ gen} = 6 \times 7.433 - 4 \times 7.3476 - 2 \times 6.7428 = 1.722 \text{ kJ/K}$$

8.129

A piston/cylinder with constant loading of piston contains 1 L water at 400 kPa, quality 15%. It has some stops mounted so the maximum possible volume is 11 L. A reversible heat pump extracting heat from the ambient at 300 K, 100 kPa heats the water to 300°C. Find the total work and heat transfer for the water and the work input to the heat pump.

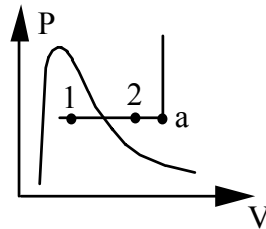
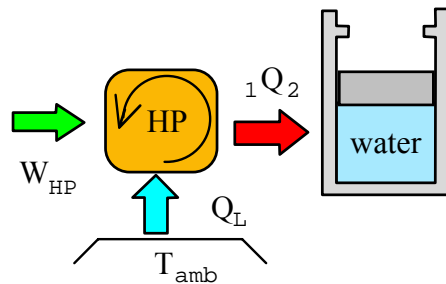
Solution: Take CV around the water and check possible P-V combinations.

$$\text{State 1: } v_1 = 0.001084 + 0.15 \times 0.46138 = 0.07029 \text{ m}^3/\text{kg}$$

$$u_1 = 604.29 + 0.15 \times 1949.26 = 896.68 \text{ kJ/kg}$$

$$s_1 = 1.7766 + 0.15 \times 5.1193 = 2.5445 \text{ kJ/kg K}$$

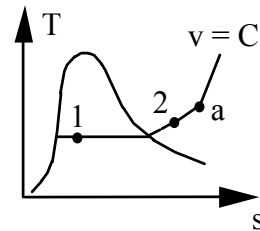
$$m_1 = V_1/v_1 = 0.001/0.07029 = 0.0142 \text{ kg}$$



$$\text{State a: } v = 11 v_1 = 0.77319 \text{ m}^3/\text{kg},$$

$$400 \text{ kPa}$$

$$\Rightarrow \text{Sup. vapor } T_a = 400^\circ\text{C} > T_2$$



State 2: Since $T_2 < T_a$ then piston is not at stops but floating so $P_2 = 400 \text{ kPa}$.

$$(T, P) \Rightarrow v_2 = 0.65484 \text{ m}^3/\text{kg} \Rightarrow V_2 = (v_2/v_1) \times V_1 = 9.316 \text{ L}$$

$${}_1W_2 = \int P \, dV = P(V_2 - V_1) = 400 (9.316 - 1) \times 0.001 = \mathbf{3.33 \text{ kJ}}$$

$${}_1Q_2 = m(u_2 - u_1) + {}_1W_2 = 0.0142 (2804.8 - 896.68) + 3.33 = \mathbf{30.43 \text{ kJ}}$$

Take CV as water plus the heat pump out to the ambient.

$$m(s_2 - s_1) = Q_L/T_o \Rightarrow$$

$$Q_L = mT_o (s_2 - s_1) = 300 \times 0.0142 (7.5661 - 2.5445) = 21.39 \text{ kJ}$$

$$W_{HP} = {}_1Q_2 - Q_L = \mathbf{9.04 \text{ kJ}}$$

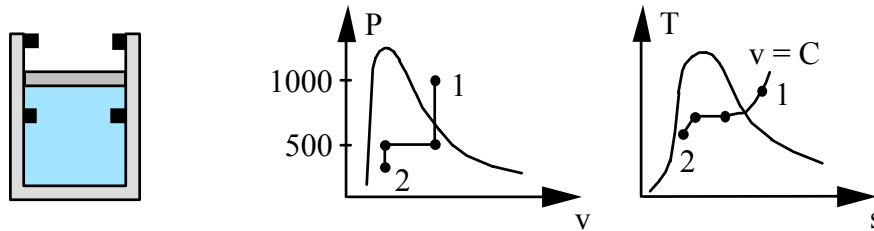
8.130

Water in a piston/cylinder is at 1 MPa, 500°C. There are two stops, a lower one at which $V_{\min} = 1 \text{ m}^3$ and an upper one at $V_{\max} = 3 \text{ m}^3$. The piston is loaded with a mass and outside atmosphere such that it floats when the pressure is 500 kPa. This setup is now cooled to 100°C by rejecting heat to the surroundings at 20°C. Find the total entropy generated in the process.

C.V. Water.

Initial state: Table B.1.3: $v_1 = 0.35411 \text{ m}^3/\text{kg}$, $u_1 = 3124.3$, $s_1 = 7.7621$

$$m = V/v_1 = 3/0.35411 = 8.472 \text{ kg}$$



Final state: 100°C and on line in P-V diagram.

Notice the following: $v_g(500 \text{ kPa}) = 0.3749 > v_1$, $v_1 = v_g(154^\circ\text{C})$

$T_{\text{sat}}(500 \text{ kPa}) = 152^\circ\text{C} > T_2$, so now piston hits bottom stops.

State 2: $v_2 = v_{\text{bot}} = V_{\text{bot}}/m = 0.118 \text{ m}^3/\text{kg}$,

$$x_2 = (0.118 - 0.001044)/1.67185 = 0.0699,$$

$$u_2 = 418.91 + 0.0699 \times 2087.58 = 564.98 \text{ kJ/kg},$$

$$s_2 = 1.3068 + 0.0699 \times 6.048 = 1.73 \text{ kJ/kg K}$$

Now we can do the work and then the heat transfer from the energy equation

$${}_1W_2 = \int P dV = 500(V_2 - V_1) = -1000 \text{ kJ} \quad ({}_1w_2 = -118 \text{ kJ/kg})$$

$${}_1Q_2 = m(u_2 - u_1) + {}_1W_2 = -22683.4 \text{ kJ} \quad ({}_1q_2 = -2677.5 \text{ kJ/kg})$$

Take C.V. total out to where we have 20°C:

$$m(s_2 - s_1) = {}_1Q_2/T_0 + S_{\text{gen}} \Rightarrow$$

$$S_{\text{gen}} = m(s_2 - s_1) - {}_1Q_2/T_0 = 8.472 (1.73 - 7.7621) + 22683 / 293.15$$

$$= \mathbf{26.27 \text{ kJ/K}} \quad (= \Delta S_{\text{water}} + \Delta S_{\text{sur}})$$

8.131

A cylinder fitted with a frictionless piston contains water. A constant hydraulic pressure on the back face of the piston maintains a cylinder pressure of 10 MPa. Initially, the water is at 700°C, and the volume is 100 L. The water is now cooled and condensed to saturated liquid. The heat released during this process is the Q supply to a cyclic heat engine that in turn rejects heat to the ambient at 30°C. If the overall process is reversible, what is the net work output of the heat engine?

C.V.: H_2O , 1→3, this is a control mass:

Continuity Eq.: $m_1 = m_3 = m$

Energy Eq.: $m(u_3 - u_1) = {}_1Q_3 - {}_1W_3$;

Process: $P = C \Rightarrow {}_1W_3 = \int P \, dV = Pm(v_3 - v_1)$

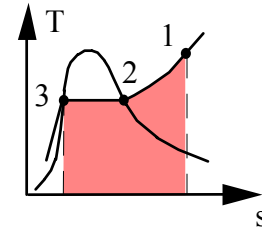
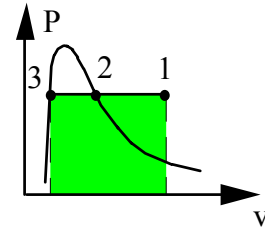
State 1: 700°C, 10 MPa, $V_1 = 100 \text{ L}$ Table B.1.4

$v_1 = 0.04358 \text{ m}^3/\text{kg} \Rightarrow m = m_1 = V_1/v_1 = 2.295 \text{ kg}$

$h_1 = 3870.5 \text{ kJ/kg}$, $s_1 = 7.1687 \text{ kJ/kg K}$

State 3: $P_3 = P_1 = 10 \text{ MPa}$, $x_3 = 0$ Table B.1.2

$h_3 = h_f = 1407.5 \text{ kJ/kg}$, $s_3 = s_f = 3.3595 \text{ kJ/kg K}$



$${}_1Q_3 = m(u_3 - u_1) + Pm(v_3 - v_1) = m(h_3 - h_1)$$

$$= -5652.6 \text{ kJ}$$

Heat transfer to the heat engine:

$$Q_H = -{}_1Q_3 = 5652.6 \text{ kJ}$$

Take control volume as total water and heat engine.

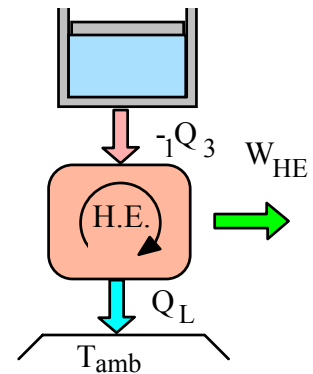
Process: Rev., $\Delta S_{\text{net}} = 0$; $T_L = 30^\circ\text{C}$

2nd Law: $\Delta S_{\text{net}} = m(s_3 - s_1) - Q_{\text{CV}}/T_L$;

$$Q_{\text{CV}} = T_o m(s_3 - s_1) = -2650.6 \text{ kJ}$$

$$\Rightarrow Q_L = -Q_{\text{CV}} = 2650.6 \text{ kJ}$$

$$W_{\text{net}} = W_{\text{HE}} = Q_H - Q_L = \mathbf{3002 \text{ kJ}}$$



8.132

A cylinder/piston contains 3 kg of water at 500 kPa, 600°C. The piston has a cross-sectional area of 0.1 m² and is restrained by a linear spring with spring constant 10 kN/m. The setup is allowed to cool down to room temperature due to heat transfer to the room at 20°C. Calculate the total (water and surroundings) change in entropy for the process.

State 1: Table B.1.3, $v_1 = 0.8041$, $u_1 = 3299.6$, $s_1 = 7.3522$

State 2: T_2 & on line in P-V diagram.

$$P = P_1 + (k_s/A_{\text{cyl}}^2)(V - V_1)$$

Assume state 2 is two-phase, $P_2 = P_{\text{sat}}(T_2) = 2.339$ kPa

$$v_2 = v_1 + (P_2 - P_1)A_{\text{cyl}}^2/mk_s$$

$$v_2 = 0.8041 + (2.339 - 500)0.01/(3 \times 10) = 0.6382 = v_f + x_2v_{fg}$$

$$x_2 = (0.6382 - 0.001002)/57.7887 = 0.011, \quad u_2 = 109.46, \quad s_2 = 0.3887$$

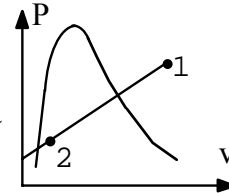
$${}_1W_2 = \frac{1}{2}(P_1 + P_2)m \times (v_2 - v_1)$$

$$= \frac{1}{2}(500 + 2.339) \times 3 \times (0.6382 - 0.8041) = -125 \text{ kJ}$$

$${}_1Q_2 = m(u_2 - u_1) + {}_1W_2 = 3(109.46 - 3299.6) - 125 = -9695.4 \text{ kJ}$$

$$\Delta S_{\text{tot}} = S_{\text{gen,tot}} = m(s_2 - s_1) - {}_1Q_2/T_{\text{room}}$$

$$= 3(0.3887 - 7.3522) + 9695.4/293.15 = \mathbf{12.18 \text{ kJ/K}}$$



8.133

An insulated cylinder fitted with a frictionless piston contains saturated vapor R-12 at ambient temperature, 20°C. The initial volume is 10 L. The R-12 is now expanded to a temperature of -30°C. The insulation is then removed from the cylinder, allowing it to warm at constant pressure to ambient temperature. Calculate the net work and the net entropy change for the overall process.

C.V.: R-12

State 1: $T_1 = 20^\circ\text{C}$, $V_1 = 10 \text{ L} = 0.01 \text{ m}^3$, Sat. Vapor $\rightarrow x_1 = 1.0$

$$P_1 = P_g = 567 \text{ kPa}, \quad v_1 = v_g = 0.03078 \text{ m}^3/\text{kg}, \quad m_1 = V_1/v_1 = 0.325 \text{ kg}$$

$$u_1 = u_g = 178.32 \text{ kJ/kg}, \quad s_1 = s_g = 0.68841 \text{ kJ/kg-K}$$

State 2: $T_2 = -30^\circ\text{C}$

Assume 1 \rightarrow 2 Adiabatic & Reversible: $s_2 = s_1 = 0.68841 \text{ kJ/kg-K}$

$$s_2 = s_f + x_2 s_{fg}; \Rightarrow x_2 = 0.95789, \quad P_2 = P_g = 100.4 \text{ kPa}$$

$$v_2 = v_f + x_2 v_{fg} = 0.15269 \text{ m}^3/\text{kg}, \quad h_2 = h_f + x_2 h_{fg} = 167.23 \text{ kJ/kg}$$

$$u_2 = h_2 - P_2 v_2 = 151.96 \text{ kJ/kg}$$

State 3: $T_3 = 20^\circ\text{C}$, $P_3 = P_2 = 100.41 \text{ kPa}$

$$v_3 = 0.19728 \text{ m}^3/\text{kg}, \quad h_3 = 203.86 \text{ kJ/kg}, \quad s_3 = 0.82812 \text{ kJ/kg-K}$$

1st Law: 1 \rightarrow 2, ${}_1Q_2 = m(u_2 - u_1) + {}_1W_2$; ${}_1Q_2 = 0$

$${}_1W_2 = m(u_1 - u_2) = 8.57 \text{ kJ}$$

2 \rightarrow 3: Process: $P = \text{constant} \Rightarrow {}_2W_3 = \int P m dv = Pm(v_3 - v_2) = 1.45 \text{ kJ}$

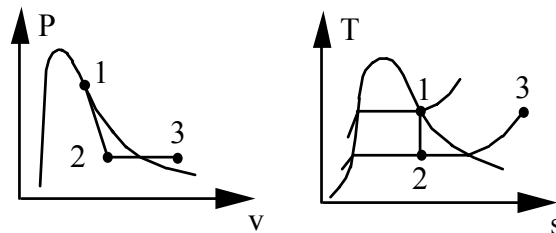
$$W_{\text{TOT}} = {}_1W_2 + {}_2W_3 = 8.57 + 1.45 = \mathbf{10.02 \text{ kJ}}$$

b) 1st Law: 2 \rightarrow 3 ${}_2Q_3 = m(u_3 - u_2) + {}_2W_3$; ${}_2W_3 = Pm(v_3 - v_2)$

$${}_2Q_3 = m(u_3 - u_2) + Pm(v_3 - v_2) = m(h_3 - h_2) = 11.90 \text{ kJ}$$

2nd Law: 1 \rightarrow 3: $T_0 = 20^\circ\text{C}$, $Q_{\text{CV}} = {}_1Q_2 + {}_2Q_3$; ${}_1Q_2 = 0$

$$\Delta S_{\text{net}} = m(s_3 - s_1) - Q_{\text{CV}}/T_0 = \mathbf{0.0048 \text{ kJ/K}}$$



8.134

A piston/cylinder assembly contains 2 kg of liquid water at 20°C, 100 kPa and it is now heated to 300°C by a source at 500°C. A pressure of 1000 kPa will lift the piston off the lower stops. Find the final volume, work, heat transfer and total entropy generation.

Solution:

C.V. Water out to source at 500°C. This is a control mass.

$$\text{Energy Eq.5.11:} \quad m(u_2 - u_1) = {}_1Q_2 - {}_1W_2$$

$$\text{Entropy Eq.8.14:} \quad m(s_2 - s_1) = {}_1Q_2 / T_{\text{SOURCE}} + {}_1S_2_{\text{gen}}$$

$$\text{Process:} \quad V = V_1 \text{ if } P < P_{\text{LIFT}} \text{ or } P = P_{\text{LIFT}} \text{ if } V > V_1$$

Any state of this system must be on the two lines shown in the P-v diagram.

$$\text{Initial state: Table B.1.1: } v_1 = 0.001002, \quad u_1 = 83.94, \quad s_1 = 0.2966$$

$$V_1 = mv_1 = 2 \times 0.001002 = 0.002 \text{ m}^3$$

Final state: 300°C and on line in P-V diagram. Now check at state 1a.

$$\text{State 1a: } v_{1a} = v_1, \quad P = 1000 \text{ kPa} \Rightarrow \text{compressed liquid } T_{1a} < 180^\circ\text{C}$$

As final state is at 300°C higher than T_{1a} we must be further out so

State 2: 1000 kPa, 300°C \Rightarrow Superheated vapor in Table B.1.3

$$v_2 = 0.25794, \quad u_2 = 2793.2, \quad s_2 = 7.1228$$

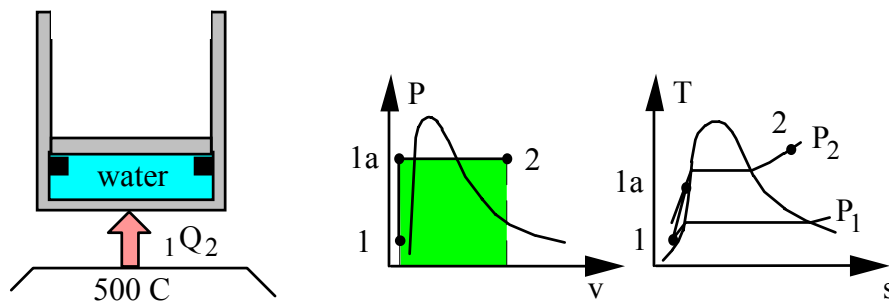
$$V_2 = mv_2 = 2 \times 0.25794 = 0.51588 \text{ m}^3$$

$${}_1W_2 = \int P dV = P_2(V_2 - V_1) = 1000 (0.51588 - 0.002) = \mathbf{513.9 \text{ kJ}}$$

$${}_1Q_2 = m(u_2 - u_1) + {}_1W_2 = 2(2793.2 - 83.94) + 513.9 = \mathbf{5932 \text{ kJ}}$$

$${}_1S_2_{\text{gen}} = m(s_2 - s_1) - {}_1Q_2 / T_{\text{SOURCE}} = 2 (7.1228 - 0.2966) - \frac{5932}{773.15}$$

$$= 13.652 - 7.673 = \mathbf{5.98 \text{ kJ/K}} \quad (= \Delta S_{\text{water}} + \Delta S_{\text{sur}})$$



8.135

An uninsulated cylinder fitted with a piston contains air at 500 kPa, 200°C, at which point the volume is 10 L. The external force on the piston is now varied in such a manner that the air expands to 150 kPa, 25 L volume. It is claimed that in this process the air produces 70% of the work that would have resulted from a reversible, adiabatic expansion from the same initial pressure and temperature to the same final pressure. Room temperature is 20°C.

- a) What is the amount of work claimed?
 b) Is this claim possible?

Solution:

C.V.: Air; $R = 0.287 \text{ kJ/kg-K}$, $C_p = 1.004 \text{ kJ/kg K}$, $C_v = 0.717 \text{ kJ/kg K}$

State 1: $T_1 = 200^\circ\text{C}$, $P_1 = 500 \text{ kPa}$, $V_1 = 10 \text{ L} = 0.01 \text{ m}^3$;

$$m_1 = V_1/v_1 = P_1 V_1 / RT_1 = 0.0368 \text{ kg}$$

State 2: $P_2 = 150 \text{ kPa}$, $V_2 = 25 \text{ L} = 0.025 \text{ m}^3$

$\eta_s = 70\%$; Actual Work is 70% of Isentropic Work

- a) Assume Reversible and Adiabatic Process; $s_1 = s_{2s}$

$$T_{2s} = T_1 \left(\frac{P_2}{P_1} \right)^{\frac{k-1}{k}} = 473.15 (150 / 500) = 335.4 \text{ K}$$

1st Law: ${}_1Q_{2s} = m(u_{2s} - u_1) + {}_1W_{2s}$; ${}_1Q_{2s} = 0$

Assume constant specific heat

$${}_1W_{2s} = mC_v(T_1 - T_{2s}) = 3.63 \text{ kJ}$$

$${}_1W_{2ac} = 0.7 \times {}_1W_{2s} = \mathbf{2.54 \text{ kJ}}$$

- b) Use Ideal Gas Law; $T_{2ac} = T_1 P_2 V_2 / P_1 V_1 = 354.9 \text{ K}$

1st Law: ${}_1Q_{2ac} = mC_v(T_{2ac} - T_1) + {}_1W_{2ac} = -0.58 \text{ kJ}$

2nd Law: $\Delta S_{net} = m(s_2 - s_1) - \frac{Q_{cv}}{T_0}$; $Q_{cv} = {}_1Q_{2ac}$, $T_0 = 20^\circ\text{C}$

$$s_2 - s_1 = C_p \ln \frac{T_2}{T_1} - R \ln \frac{P_2}{P_1} = 0.0569 \text{ kJ/kg-K}$$

$$\Delta S_{net} = 0.00406 \text{ kJ/K} \geq 0; \quad \mathbf{\text{Process is Possible}}$$

8.136

A cylinder fitted with a piston contains 0.5 kg of R-134a at 60°C, with a quality of 50 percent. The R-134a now expands in an internally reversible polytropic process to ambient temperature, 20°C at which point the quality is 100 percent. Any heat transfer is with a constant-temperature source, which is at 60°C. Find the polytropic exponent n and show that this process satisfies the second law of thermodynamics.

Solution:

C.V.: R-134a, Internally Reversible, Polytropic Expansion: $PV^n = \text{Const.}$

Cont.Eq.: $m_2 = m_1 = m$; Energy Eq.: $m(u_2 - u_1) = {}_1Q_2 - {}_1W_2$

Entropy Eq.: $m(s_2 - s_1) = \int dQ/T + {}_1S_2 \text{ gen}$

State 1: $T_1 = 60^\circ\text{C}$, $x_1 = 0.5$, Table B.5.1: $P_1 = P_g = 1681.8 \text{ kPa}$,

$$v_1 = v_f + x_1 v_{fg} = 0.000951 + 0.5 \times 0.010511 = 0.006207 \text{ m}^3/\text{kg}$$

$$s_1 = s_f + x_1 s_{fg} = 1.2857 + 0.5 \times 0.4182 = 1.4948 \text{ kJ/kg K},$$

$$u_1 = u_f + x_1 u_{fg} = 286.19 + 0.5 \times 121.66 = 347.1 \text{ kJ/kg}$$

State 2: $T_2 = 20^\circ\text{C}$, $x_2 = 1.0$, $P_2 = P_g = 572.8 \text{ kPa}$, Table B.5.1

$$v_2 = v_g = 0.03606 \text{ m}^3/\text{kg}, \quad s_2 = s_g = 1.7183 \text{ kJ/kg-K}$$

$$u_2 = u_g = 389.19 \text{ kJ/kg}$$

$$\text{Process: } PV^n = \text{Const.} \Rightarrow \frac{P_1}{P_2} = \left(\frac{v_2}{v_1}\right)^n \Rightarrow n = \ln \frac{P_1}{P_2} / \ln \frac{v_2}{v_1} = \mathbf{0.6122}$$

$$\begin{aligned} {}_1W_2 &= \int PdV = \frac{P_2V_2 - P_1V_1}{1-n} \\ &= 0.5(572.8 \times 0.03606 - 1681.8 \times 0.006207)/(1 - 0.6122) = 13.2 \text{ kJ} \end{aligned}$$

2nd Law for C.V.: R-134a plus wall out to source:

$$\Delta S_{\text{net}} = m(s_2 - s_1) - \frac{Q_H}{T_H}; \quad \text{Check } \Delta S_{\text{net}} \geq 0$$

$$Q_H = {}_1Q_2 = m(u_2 - u_1) + {}_1W_2 = 34.2 \text{ kJ}$$

$$\Delta S_{\text{net}} = 0.5(1.7183 - 1.4948) - 34.2/333.15 = 0.0092 \text{ kJ/K},$$

$\Delta S_{\text{net}} > 0$ Process Satisfies 2nd Law

8.137

A cylinder with a linear spring-loaded piston contains carbon dioxide gas at 2 MPa with a volume of 50 L. The device is of aluminum and has a mass of 4 kg. Everything (Al and gas) is initially at 200°C. By heat transfer the whole system cools to the ambient temperature of 25°C, at which point the gas pressure is 1.5 MPa. Find the total entropy generation for the process.

$$\text{CO}_2: m = P_1 V_1 / RT_1 = 2000 \times 0.05 / (0.18892 \times 473.2) = 1.1186 \text{ kg}$$

$$V_2 = V_1 (P_1 / P_2) (T_2 / T_1) = 0.05 (2 / 1.5) (298.2 / 473.2) = 0.042 \text{ m}^3$$

$${}_1W_2 \text{CO}_2 = \int P dV = \frac{P_1 + P_2}{2} (V_2 - V_1) = \frac{2000 + 1500}{2} (0.042 - 0.050) = -14.0 \text{ kJ}$$

$${}_1Q_2 \text{CO}_2 = m C_{V0} (T_2 - T_1) + {}_1W_2 = 1.1186 \times 0.6529 (25 - 200) - 14.0 = -141.81 \text{ kJ}$$

$${}_1Q_2 \text{Al} = m C (T_2 - T_1) = 4 \times 0.90 (25 - 200) = -630 \text{ kJ}$$

System: CO₂ + Al

$${}_1Q_2 = -141.81 - 630 = -771.81 \text{ kJ}$$

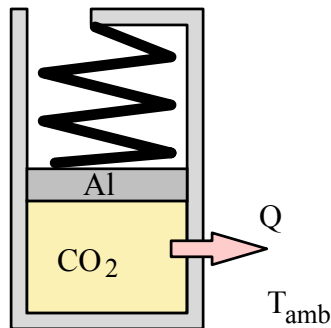
$$\Delta S_{\text{SYST}} = m_{\text{CO}_2} (s_2 - s_1)_{\text{CO}_2} + m_{\text{AL}} (s_2 - s_1)_{\text{AL}}$$

$$= 1.1186 \left[0.8418 \ln \frac{298.2}{473.2} - 0.18892 \ln \frac{1.5}{2.0} \right] + 4 \times 0.9 \ln (298.2 / 473.2)$$

$$= -0.37407 - 1.6623 = -2.0364 \text{ kJ/K}$$

$$\Delta S_{\text{SURR}} = -({}_1Q_2 / T_0) = + (771.81 / 298.15) = +2.5887 \text{ kJ/K}$$

$$\Delta S_{\text{NET}} = -2.0364 + 2.5887 = +0.552 \text{ kJ/K}$$



8.138

A vertical cylinder/piston contains R-22 at -20°C , 70% quality, and the volume is 50 L, shown in Fig. P8.138. This cylinder is brought into a 20°C room, and an electric current of 10 A is passed through a resistor inside the cylinder. The voltage drop across the resistor is 12 V. It is claimed that after 30 min the temperature inside the cylinder is 40°C . Is this possible?

C.V. The R-22 out to the surroundings, i.e. include walls.

$$\text{Energy Eq.5.11: } m(u_2 - u_1) = {}_1Q_2 - {}_1W_2$$

$$\text{Entropy Eq.8.14: } m(s_2 - s_1) = \int dQ/T + {}_1S_2 \text{ gen} = {}_1Q_2/T_{\text{amb}} + {}_1S_2 \text{ gen}$$

Process: Constant pressure $P_1 = P_2 = 245 \text{ kPa}$

State 1: Table B.4.1 $v_1 = 0.06521 \text{ m}^3/\text{kg}$, $h_1 = 176 \text{ kJ/kg}$, $s_1 = 0.6982 \text{ kJ/kg K}$
 $m = V_1/v_1 = 0.05/0.06521 = 0.767 \text{ kg}$

State 2: Table B.4.2 Interpolate between 200 and 300 kPa
 $h_2 = 282.2 \text{ kJ/kg}$, $s_2 = 1.1033 \text{ kJ/kg K}$

Electrical work: $W_{\text{ELEC}} = -Ei \Delta t = -12 \times 10 \times 30 \times 60/1000 = -216 \text{ kJ}$

Total work: ${}_1W_2 = Pm(v_2 - v_1) + W_{\text{ELEC}}$

Now substitute into energy equation and solve for Q

$$\begin{aligned} {}_1Q_2 &= m(u_2 - u_1) + Pm(v_2 - v_1) + W_{\text{ELEC}} = m(h_2 - h_1) + W_{\text{ELEC}} \\ &= 0.767(282.2 - 176.0) - 216 = -134.5 \text{ kJ} \end{aligned}$$

Solve for the entropy generation from entropy equation

$$\begin{aligned} {}_1S_2 \text{ gen} &= m(s_2 - s_1) - {}_1Q_2/T_{\text{amb}} \\ &= 0.767(1.1033 - 0.6982) + \frac{134.5}{293.15} \\ &= 0.3093 + 0.4587 = +0.768 \text{ kJ/K} \quad \text{Claim is OK.} \end{aligned}$$

8.139

A gas in a rigid vessel is at ambient temperature and at a pressure, P_1 , slightly higher than ambient pressure, P_0 . A valve on the vessel is opened, so gas escapes and the pressure drops quickly to ambient pressure. The valve is closed and after a long time the remaining gas returns to ambient temperature at which point the pressure is P_2 . Develop an expression that allows a determination of the ratio of specific heats, k , in terms of the pressures.

C.V.: air remaining in tank,

First part of the process is an isentropic expansion $s = \text{constant}$.

$$P_1, T_0 \rightarrow P_0, T_x \quad T_x/T_0 = (P_0/P_1)^{\frac{k-1}{k}}$$

Second part of the process is a const. vol. heat transfer. $P_0, T_x \rightarrow P_2, T_0$

$$\frac{P_0}{P_2} = \frac{T_x}{T_0} \Rightarrow \frac{P_0}{P_2} = \left(\frac{P_0}{P_1}\right)^{\frac{k-1}{k}} \rightarrow k = \frac{\ln(P_1/P_0)}{\ln(P_1/P_2)}$$

Solutions using the Pr and vr functions in Table A.7.2

8.88

A piston/cylinder setup contains air at 100 kPa, 400 K which is compressed to a final pressure of 1000 kPa. Consider two different processes (i) a reversible adiabatic process and (ii) a reversible isothermal process. Show both processes in P-v and a T-s diagram. Find the final temperature and the specific work for both processes.

Solution:

C.V. Air, control mass of unknown size and mass.

$$\text{Energy Eq.5.11: } u_2 - u_1 = {}_1q_2 - {}_1w_2$$

$$\text{Entropy Eq.8.14: } s_2 - s_1 = \int dq/T + {}_1s_{2\text{ gen}}$$

$$\text{Process: } \quad \text{Reversible} \quad {}_1s_{2\text{ gen}} = 0$$

$$\text{i) } \quad dq = 0 \quad \text{so} \quad {}_1q_2 = 0$$

$$\text{ii) } \quad T = C \quad \text{so} \quad \int dq/T = {}_1q_2/T$$

i) For this process the entropy equation reduces to:

$$s_2 - s_1 = 0 + 0 \quad \text{so we have constant } s, \text{ an isentropic process.}$$

The relation for air from table A.7.2, constant s becomes

$$P_{r2} = P_{r1} (P_2 / P_1) = 3.06119 \times 10 = 30.6119$$

$$\text{From A.7.2 } \Rightarrow \mathbf{T_2 = 753.6 \text{ K}} \quad \text{and} \quad u_2 = 555.24 \text{ kJ/kg}$$

From the energy equation we get the work term

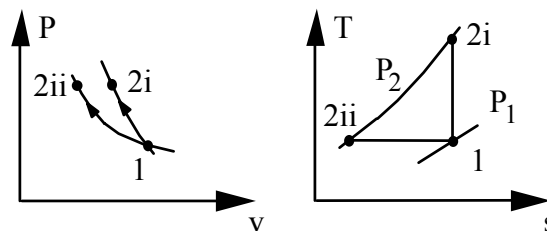
$${}_1w_2 = u_1 - u_2 = 286.5 - 555.2 = \mathbf{-268.7 \text{ kJ/kg}}$$

ii) For this process $T_2 = T_1$ so since ideal gas we get

$$u_2 = u_1 \quad \text{also} \quad s_{T2}^o = s_{T1}^o \quad \Rightarrow \quad \text{Energy Eq.: } {}_1w_2 = {}_1q_2$$

Now from the entropy equation we solve for ${}_1q_2$

$$\begin{aligned} {}_1w_2 = {}_1q_2 &= T(s_2 - s_1) = T[s_{T2}^o - s_{T1}^o - R \ln \frac{P_2}{P_1}] = -RT \ln \frac{P_2}{P_1} \\ &= -0.287 \times 400 \ln 10 = \mathbf{-264 \text{ kJ/kg}} \end{aligned}$$



8.95

A piston/cylinder, shown in Fig. P8.95, contains air at 1380 K, 15 MPa, with $V_1 = 10 \text{ cm}^3$, $A_{\text{cyl}} = 5 \text{ cm}^2$. The piston is released, and just before the piston exits the end of the cylinder the pressure inside is 200 kPa. If the cylinder is insulated, what is its length? How much work is done by the air inside?

Solution:

C.V. Air, Cylinder is insulated so adiabatic, $Q = 0$.

Continuity Eq.: $m_2 = m_1 = m$,

Energy Eq.5.11: $m(u_2 - u_1) = {}_1Q_2 - {}_1W_2 = -{}_1W_2$

Entropy Eq.8.14: $m(s_2 - s_1) = \int dQ/T + {}_1S_2_{\text{gen}} = 0 + {}_1S_2_{\text{gen}}$

State 1: (T_1, P_1) State 2: $(P_2, ?)$

So one piece of information is needed for the ?, assume reversible process.

$${}_1S_2_{\text{gen}} = 0 \Rightarrow s_2 - s_1 = 0$$

State 1: Table A.7.1: $u_1 = 1095.2 \text{ kJ/kg}$,

Table A.7.2: $P_{r1} = 340.53$, $v_{r1} = 2.7024$

$$m = P_1 V_1 / RT_1 = \frac{15000 \times 10 \times 10^{-6}}{0.287 \times 1380} = 0.000379 \text{ kg}$$

State 2: P_2 and from Entropy eq.: $s_2 = s_1$

$$\Rightarrow P_{r2} = P_{r1} P_2 / P_1 = 340.53 \times 200 / 15000 = 4.5404$$

Interpolate in A.7.2 to match the P_{r2} value

$$T_2 = 447 \text{ K}, \quad u_2 = 320.85 \text{ kJ/kg}, \quad v_{r2} = 65.67$$

$$\Rightarrow V_2 = V_1 v_{r2} / v_{r1} = 10 \times 65.67 / 2.7024 = \mathbf{243 \text{ cm}^3}$$

$$\Rightarrow L_2 = V_2 / A_{\text{cyl}} = 243 / 5 = \mathbf{48.6 \text{ cm}}$$

$$\Rightarrow {}_1w_2 = u_1 - u_2 = 774.4 \text{ kJ/kg}, \quad {}_1W_2 = m_1 w_2 = \mathbf{0.2935 \text{ kJ}}$$

We could also have done $V_2 = V_1 (T_2 P_1 / T_1 P_2)$ from ideal gas law and thus did not need the v_r function for this problem

8.107

A mass of 1 kg of air contained in a cylinder at 1.5 MPa, 1000 K, expands in a reversible adiabatic process to 100 kPa. Calculate the final temperature and the work done during the process, using

- Constant specific heat, value from Table A.5
- The ideal gas tables, Table A.7

Solution:

C.V. Air.

Continuity Eq.: $m_2 = m_1 = m$;

Energy Eq.5.11: $m(u_2 - u_1) = {}_1Q_2 - {}_1W_2$

Entropy Eq.8.14: $m(s_2 - s_1) = \int dQ/T + {}_1S_2_{\text{gen}}$

Process: ${}_1Q_2 = 0$, ${}_1S_2_{\text{gen}} = 0 \Rightarrow s_2 = s_1$

- Using constant C_p from Table A.5 gives the power relation Eq.8.32.

$$T_2 = T_1(P_2/P_1)^{\frac{k-1}{k}} = 1000\left(\frac{0.1}{1.5}\right)^{0.286} = \mathbf{460.9 \text{ K}}$$

$$\begin{aligned} {}_1W_2 &= -(U_2 - U_1) = mC_{V_o}(T_1 - T_2) \\ &= 1 \times 0.717(1000 - 460.9) = \mathbf{386.5 \text{ kJ}} \end{aligned}$$

- Use the tabulated **reduced pressure function** that includes variable heat capacity from A.7.2

$$P_{r2} = P_{r1} \times P_2/P_1 = 91.65 \times \frac{0.1}{1.5} = 6.11$$

Interpolation gives $T_2 = \mathbf{486 \text{ K}}$ and $u_2 = 349.4 \text{ kJ/kg}$

$${}_1W_2 = m(u_1 - u_2) = 1(759.2 - 349.4) = \mathbf{409.8 \text{ kJ}}$$

8.112

A piston/cylinder contains air at 300 K, 100 kPa. It is now compressed in a reversible adiabatic process to a volume 7 times as small. Use constant heat capacity and find the final pressure and temperature, the specific work and specific heat transfer for the process.

Solution: Here we use the v_r function from Table A.7.2

$$\text{Expansion ratio: } v_2/v_1 = 1/7$$

$$\text{Process eq.: Rev. adiabatic and ideal gas gives } Pv^n = C, \text{ with } n = k$$

$$v_{r1} = 179.49 \Rightarrow v_{r2} = v_{r1} v_2/v_1 = 179.49/7 = 25.641$$

Table A.7.2: Interpolate $T_2 = \mathbf{640.7 \text{ K}}$

$$P_2 = P_1 \times (T_2 / T_1) \times (v_1/v_2) = 100 \times (640.7/300) \times 7 = \mathbf{1495 \text{ kPa}}$$

$$\text{Adiabatic: } {}_1q_2 = \mathbf{0 \text{ kJ/kg}}$$

Polytropic process work term from Eq.8.38

$${}_1w_2 = -(u_2 - u_1) = -(466.37 - 214.36) = \mathbf{-252.0 \text{ kJ/kg}}$$

Notice: Here the solution is done with variable heat capacity..

**SOLUTION MANUAL
ENGLISH UNIT PROBLEMS
CHAPTER 8**

SONNTAG • BORGNAKKE • VAN WYLEN



FUNDAMENTALS
of
Thermodynamics
Sixth Edition

CHAPTER 8

SUBSECTION	PROB NO.
Concept-Study Guide Problems	140-146
Entropy, Clausius	147-148
Reversible Processes	149-158
Entropy Generation	159-163
Entropy of a Liquid or Solid	164-166
Entropy of Ideal Gases	167-173
Polytropic Processes	174-177
Rates or Fluxes of Entropy	178-179
Review problems	180-182

This problem set compared to the fifth edition chapter 8 set.

New	5th	SI	New	5th	SI	New	5th	SI
140	new	7	154	90	42	168	new	92
141	new	10	155	91	45	169	104	93
142	new	11	156	92	49mod	170	105	95
143	new	14	157	93	50	171	106	102
144	new	15	158	94	59	172	107	104
145	new	16	159	96	65	173	108	105
146	new	20	160	97	63	174	110	110
147	83	21	161	98	77	175	111	119
148	84	27	162	100	72	176	109	113
149	85	32	163	101	73	177	112	115
150	86	34	164	102	78	178	new	120
151	87	35	165	new	82	179	new	124
152	88	36	166	103	86	180	95	132
153	89	39	167	new	91	181	99	130
						182	113	137

Concept Problems**8.140E**

Water at 20 psia, 240 F receives 40 Btu/lbm in a reversible process by heat transfer. Which process changes s the most: constant T , constant v or constant P ?

$$ds = \frac{dq}{T}$$

Look at the constant property lines in a T - s diagram, Fig. 8.5. The constant v line has a higher slope than the constant P line also at positive slope. Thus both the constant P and v processes have an increase in T . As T goes up the change in s is smaller.

The constant T (isothermal) process therefore changes s the most.

8.141E

Saturated water vapor at 20 psia is compressed to 60 psia in a reversible adiabatic process. Find the change in v and T .

Process adiabatic: $dq = 0$

Process reversible: $ds_{\text{gen}} = 0$

Change in s : $ds = dq/T + ds_{\text{gen}} = 0 + 0 = 0$ thus s is constant

Table F.7.2: $T_1 = 227.96$ F, $v_1 = 20.091$ ft³/lbm, $s_1 = 1.732$ Btu/lbm R

Table F.7.2 at 60 psia and $s = s_1 = 1.732$ Btu/lbm R

$$T = 400 + 40 \frac{1.732 - 1.7134}{1.736 - 1.7134} = 400 + 40 \times 0.823 = \mathbf{432.9 \text{ F}}$$

$$v = 8.353 + (8.775 - 8.353) \times 0.823 = \mathbf{8.700 \text{ ft}^3/\text{lbm}}$$

8.142E

A computer chip dissipates 2 Btu of electric work over time and rejects that as heat transfer from its 125 F surface to 70 F air. How much entropy is generated in the chip? How much if any is generated outside the chip?

C.V.1 Chip with surface at 125 F, we assume chip state is constant.

$$\text{Energy: } U_2 - U_1 = 0 = {}_1Q_2 - {}_1W_2 = W_{\text{electrical in}} - Q_{\text{out 1}}$$

$$\text{Entropy: } S_2 - S_1 = 0 = -\frac{Q_{\text{out 1}}}{T_{\text{surf}}} + {}_1S_2_{\text{gen1}}$$

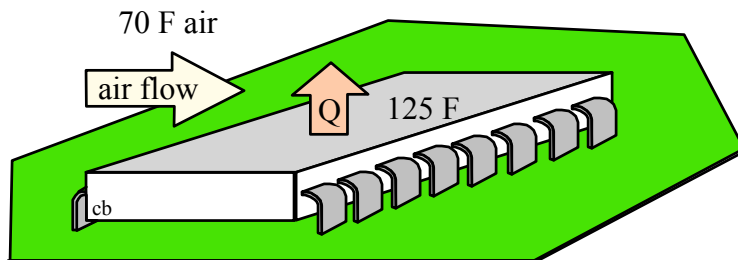
$${}_1S_2_{\text{gen1}} = \frac{Q_{\text{out 1}}}{T_{\text{surf}}} = \frac{W_{\text{electrical in}}}{T_{\text{surf}}} = \frac{2 \text{ Btu}}{(125 + 459.7) \text{ R}} = \mathbf{0.0034 \text{ Btu/R}}$$

C.V.2 From chip surface at 125 F to air at 70 F, assume constant state.

$$\text{Energy: } U_2 - U_1 = 0 = {}_1Q_2 - {}_1W_2 = Q_{\text{out 1}} - Q_{\text{out 2}}$$

$$\text{Entropy: } S_2 - S_1 = 0 = \frac{Q_{\text{out 1}}}{T_{\text{surf}}} - \frac{Q_{\text{out 2}}}{T_{\text{air}}} + {}_1S_2_{\text{gen2}}$$

$${}_1S_2_{\text{gen2}} = \frac{Q_{\text{out 2}}}{T_{\text{air}}} - \frac{Q_{\text{out 1}}}{T_{\text{surf}}} = \frac{2 \text{ Btu}}{529.7 \text{ R}} - \frac{2 \text{ Btu}}{584.7 \text{ R}} = \mathbf{0.00036 \text{ Btu/R}}$$



8.143E

Two 10 lbm blocks of steel, one at 400 F the other at 70 F, come in thermal contact. Find the final temperature and the total entropy generation in the process?

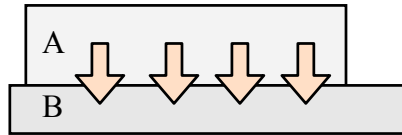
C.V. Both blocks, no external heat transfer, C from table F.2.

$$\begin{aligned} \text{Energy Eq.: } U_2 - U_1 &= m_A(u_2 - u_1)_A + m_B(u_2 - u_1)_B = 0 - 0 \\ &= m_A C(T_2 - T_{A1}) + m_B C(T_2 - T_{B1}) \end{aligned}$$

$$T_2 = \frac{m_A T_{A1} + m_B T_{B1}}{m_A + m_B} = \frac{1}{2} T_{A1} + \frac{1}{2} T_{B1} = \mathbf{235 \text{ F}}$$

$$\text{Entropy Eq.: } S_2 - S_1 = m_A(s_2 - s_1)_A + m_B(s_2 - s_1)_B = {}_1S_2 \text{ gen}$$

$$\begin{aligned} {}_1S_2 \text{ gen} &= m_A C \ln \frac{T_2}{T_{A1}} + m_B C \ln \frac{T_2}{T_{B1}} \\ &= 10 \times 0.11 \ln \frac{235 + 459.7}{400 + 459.7} + 10 \times 0.11 \ln \frac{235 + 459.7}{529.7} \\ &= -0.2344 + 0.2983 = \mathbf{0.0639 \text{ Btu/R}} \end{aligned}$$



8.144E

One lbm of air at 540 R is mixed with one lbm air at 720 R in a process at a constant 15 psia and $Q = 0$. Find the final T and the entropy generation in the process.

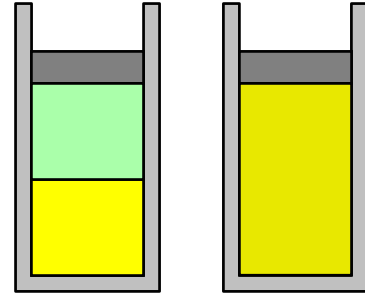
C.V. All the air.

$$\text{Energy Eq.: } U_2 - U_1 = 0 - W$$

$$\text{Entropy Eq.: } S_2 - S_1 = 0 + {}_1S_2 \text{ gen}$$

$$\text{Process Eq.: } P = C; \quad W = P(V_2 - V_1)$$

Substitute W into energy Eq.



$$U_2 - U_1 + W = U_2 - U_1 + P(V_2 - V_1) = H_2 - H_1 = 0$$

Due to the low T let us use constant specific heat

$$\begin{aligned} H_2 - H_1 &= m_A(h_2 - h_1)_A + m_B(h_2 - h_1)_B \\ &= m_A C_p (T_2 - T_{A1}) + m_B C_p (T_2 - T_{B1}) = 0 \end{aligned}$$

$$T_2 = \frac{m_A T_{A1} + m_B T_{B1}}{m_A + m_B} = \frac{1}{2} T_{A1} + \frac{1}{2} T_{B1} = \mathbf{630 \text{ R}}$$

Entropy change is from Eq. 8.25 with no change in P and Table F.4 for C_p

$$\begin{aligned} {}_1S_2 \text{ gen} &= S_2 - S_1 = m_A C_p \ln \frac{T_2}{T_{A1}} + m_B C_p \ln \frac{T_2}{T_{B1}} \\ &= 1 \times 0.24 \ln \frac{630}{540} + 1 \times 0.24 \ln \frac{630}{720} \\ &= 0.037 - 0.032 = \mathbf{0.005 \text{ Btu/R}} \end{aligned}$$

Remark: If you check the volume does not change and there is no work.

8.145E

One lbm of air at 15 psia is mixed with one lbm air at 30 psia, both at 540 R, in a rigid insulated tank. Find the final state (P, T) and the entropy generation in the process.

C.V. All the air.

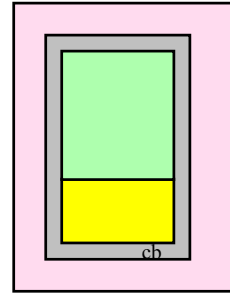
$$\text{Energy Eq.: } U_2 - U_1 = 0 - 0$$

$$\text{Entropy Eq.: } S_2 - S_1 = 0 + {}_1S_2_{\text{gen}}$$

$$\text{Process Eqs.: } V = C; \quad W = 0, \quad Q = 0$$

$$\text{States A1, B1: } u_{A1} = u_{B1}$$

$$V_A = m_A RT_1 / P_{A1}; \quad V_B = m_B RT_1 / P_{B1}$$



$$U_2 - U_1 = m_2 u_2 - m_A u_{A1} - m_B u_{B1} = 0 \Rightarrow u_2 = (u_{A1} + u_{B1})/2 = u_{A1}$$

$$\text{State 2: } T_2 = T_1 = \mathbf{540 \text{ R}} \text{ (from } u_2); \quad m_2 = m_A + m_B = 2 \text{ kg;}$$

$$V_2 = m_2 RT_1 / P_2 = V_A + V_B = m_A RT_1 / P_{A1} + m_B RT_1 / P_{B1}$$

Divide with $m_A RT_1$ and get

$$2/P_2 = 1/P_{A1} + 1/P_{B1} = \frac{1}{15} + \frac{1}{30} = 0.1 \text{ psia}^{-1} \Rightarrow P_2 = \mathbf{20 \text{ psia}}$$

Entropy change from Eq. 8.25 with the same T, so only P changes

$${}_1S_2_{\text{gen}} = S_2 - S_1 = -m_A R \ln \frac{P_2}{P_{A1}} - m_B R \ln \frac{P_2}{P_{B1}}$$

$$= -1 \times 53.34 \left[\ln \frac{20}{15} + \ln \frac{20}{30} \right]$$

$$= -53.34 (0.2877 - 0.4055) = \mathbf{6.283 \text{ lbf-ft/R} = \mathbf{0.0081 \text{ Btu/R}}$$

8.146E

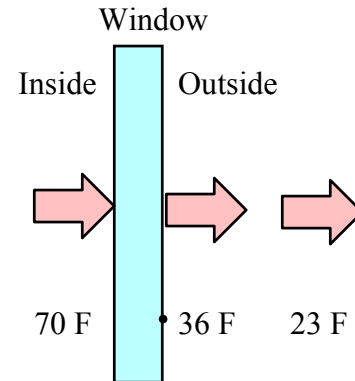
A window receives 600 Btu/h of heat transfer at the inside surface of 70 F and transmits the 600 Btu/h from its outside surface at 36 F continuing to ambient air at 23 F. Find the flux of entropy at all three surfaces and the window's rate of entropy generation.

$$\text{Flux of entropy: } \dot{S} = \frac{\dot{Q}}{T}$$

$$\dot{S}_{\text{inside}} = \frac{600 \text{ Btu}}{529.7 \text{ h-R}} = 1.133 \text{ Btu/h-R}$$

$$\dot{S}_{\text{win}} = \frac{600 \text{ Btu}}{495.7 \text{ h-R}} = 1.210 \text{ Btu/h-R}$$

$$\dot{S}_{\text{amb}} = \frac{600 \text{ Btu}}{482.7 \text{ h-R}} = 1.243 \text{ Btu/h-R}$$



$$\text{Window only: } \dot{S}_{\text{gen win}} = \dot{S}_{\text{win}} - \dot{S}_{\text{inside}} = 1.21 - 1.133 = \mathbf{0.077 \text{ Btu/h-R}}$$

If you want to include the generation in the outside air boundary layer where T changes from 36 F to the ambient 23 F then it is

$$\dot{S}_{\text{gen tot}} = \dot{S}_{\text{amb}} - \dot{S}_{\text{inside}} = 1.243 - 1.133 = 0.11 \text{ Btu/h-R}$$

Entropy, Clausius**8.147E**

Consider the steam power plant in Problem 7.100E and show that this cycle satisfies the inequality of Clausius.

Solution:

Show Clausius:
$$\int \frac{dQ}{T} \leq 0$$

For this problem we have two heat transfer terms:

Boiler: 1000 Btu/s at 1200 F = 1660 R

Condenser: 580 Btu/s at 100 F = 560 R

$$\int \frac{dQ}{T} = \frac{Q_H}{T_H} - \frac{Q_L}{T_L} = \frac{1000}{1660} - \frac{580}{560}$$

$$= 0.6024 - 1.0357 = \mathbf{-0.433 \text{ Btu/s R} < 0} \quad \mathbf{OK}$$

8.148E

Find the missing properties and give the phase of the substance

- a. H₂O $s = 1.75 \text{ Btu/lbm R}, P = 4 \text{ lbf/in.}^2 \quad h = ? \quad T = ? \quad x = ?$
- b. H₂O $u = 1350 \text{ Btu/lbm}, P = 1500 \text{ lbf/in.}^2 \quad T = ? \quad x = ? \quad s = ?$
- c. R-22 $T = 30 \text{ F}, P = 60 \text{ lbf/in.}^2 \quad s = ? \quad x = ?$
- d. R-134a $T = 10 \text{ F}, x = 0.45 \quad v = ? \quad s = ?$
- e. NH₃ $T = 60 \text{ F}, s = 1.35 \text{ Btu/lbm R} \quad u = ? \quad x = ?$

a) Table F.7.1: $s < s_g$ so 2 phase $T = T_{\text{sat}}(P) = 152.93 \text{ F}$

$$x = (s - s_f)/s_{fg} = (1.75 - 0.2198)/1.6426 = 0.9316$$

$$h = 120.9 + 0.9316 \times 1006.4 = 1058.5 \text{ Btu/lbm}$$

b) Table F.7.2, $x = \text{undefined}, T = 1020 \text{ F}, s = 1.6083 \text{ Btu/lbm R}$

c) Table F.9.1, $x = \text{undefined}, s_g(P) = 0.2234 \text{ Btu/lbm R}, T_{\text{sat}} = 22.03 \text{ F}$

$$s = 0.2234 + (30 - 22.03) (0.2295 - 0.2234) / (40 - 22.03) = 0.2261 \text{ Btu/lbm R}$$

d) Table F.10.1 $v = v_f + xv_{fg} = 0.01202 + 0.45 \times 1.7162 = 0.7843 \text{ ft}^3/\text{lbm},$

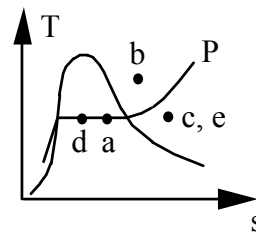
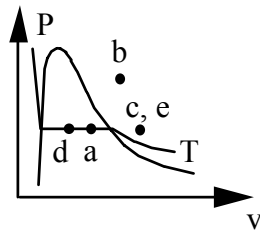
$$s = s_f + xs_{fg} = 0.2244 + 0.45 \times 0.1896 = 0.3097 \text{ Btu/lbm R}$$

e) Table F.8.1: $s > s_g$ so superheated vapor Table F.8.2: $x = \text{undefined}$

$$P = 40 + (50 - 40) \times (1.35 - 1.3665) / (1.3372 - 1.3665) = 45.6 \text{ psia}$$

Interpolate to get $v = 6.995 \text{ ft}^3/\text{lbm}, h = 641.0 \text{ Btu/lbm}$

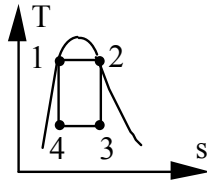
$$u = h - Pv = 641.0 - 45.6 \times 6.995 \times \frac{144}{778} = 581.96 \text{ Btu/lbm}$$



Reversible Processes

8.149E

In a Carnot engine with water as the working fluid, the high temperature is 450 F and as Q_L is received, the water changes from saturated liquid to saturated vapor. The water pressure at the low temperature is 14.7 lbf/in.². Find T_L , cycle thermal efficiency, heat added per pound-mass, and entropy, s , at the beginning of the heat rejection process.



Constant $T \Rightarrow$ constant P from 1 to 2 Table F.8.1

$$q_H = \int T ds = T (s_2 - s_1) = T s_{fg}$$

$$= h_2 - h_1 = h_{fg} = \mathbf{775.4 \text{ Btu/lbm}}$$

States 3 & 4 are two-phase Table F.8.1

$$\Rightarrow T_L = T_3 = T_4 = \mathbf{212 \text{ F}}$$

$$\eta_{\text{cycle}} = 1 - T_L/T_H = 1 - \frac{212 + 459.67}{450 + 459.67} = \mathbf{0.262}$$

Table F.8.1: $s_3 = s_2 = s_g(T_H) = \mathbf{1.4806 \text{ Btu/lbm R}}$

8.150E

Consider a Carnot-cycle heat pump with R-22 as the working fluid. Heat is rejected from the R-22 at 100 F, during which process the R-22 changes from saturated vapor to saturated liquid. The heat is transferred to the R-22 at 30 F.

- Show the cycle on a T - s diagram.
- Find the quality of the R-22 at the beginning and end of the isothermal heat addition process at 30 F.
- Determine the coefficient of performance for the cycle.

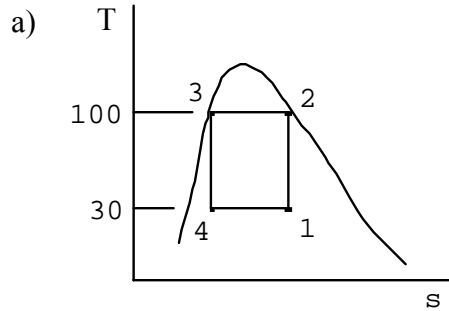


Table F.9.1

b) State 3 is saturated liquid

$$s_4 = s_3 = 0.0794 \text{ Btu/lbm R} \\ = 0.0407 + x_4(0.1811)$$

$$x_4 = \mathbf{0.214}$$

State 2 is saturated vapor

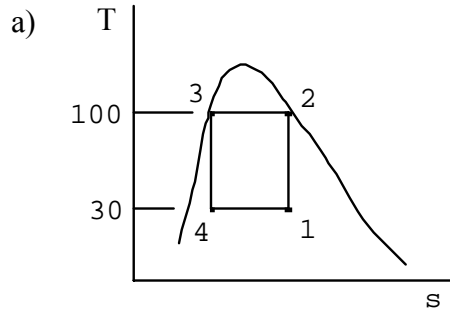
$$s_1 = s_2 = 0.2096 \text{ Btu/lbm R} \\ = 0.0407 + x_1(0.1811)$$

$$x_1 = \mathbf{0.9326}$$

$$c) \quad \beta' = \frac{q_H}{w_{IN}} = \frac{T_H}{T_H - T_L} = \frac{559.67}{100 - 30} = \mathbf{7.995}$$

8.151E

Do Problem 8.150 using refrigerant R-134a instead of R-22.



b) Table F.10.1

State 3 is saturated liquid
 $s_4 = s_3 = 0.2819 \text{ Btu/lbm R}$
 $= 0.2375 + x_4(0.1749)$

$x_4 = \mathbf{0.254}$

State 2 is saturated vapor
 $s_1 = s_2 = 0.4091 \text{ Btu/lbm R}$
 $= 0.2375 + x_1(0.1749)$

$x_1 = \mathbf{0.9811}$

c)
$$\beta' = \frac{q_H}{w_{IN}} = \frac{T_H}{T_H - T_L} = \frac{559.67}{100 - 30} = \mathbf{7.995}$$

8.152E

Water at 30 lbf/in.², $x = 1.0$ is compressed in a piston/cylinder to 140 lbf/in.², 600 F in a reversible process. Find the sign for the work and the sign for the heat transfer.

Solution:

$${}_1w_2 = \int P \, dv \quad \text{so sign } dv$$

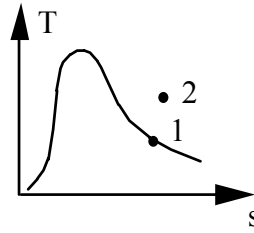
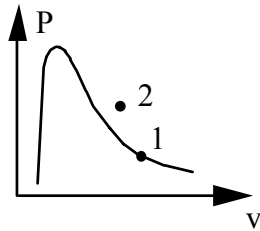
$${}_1q_2 = \int T \, ds \quad \text{so sign } ds$$

Table F.7.1: $s_1 = 1.70$ Btu/lbm R $v_1 = 13.76$ ft³/lbm

Table F.7.2: $s_2 = 1.719$ Btu/lbm R $v_2 = 4.41$ ft³/lbm =>

$ds > 0$: $dq = Tds > 0$ => **q is positive**

$dv < 0$: $dw = Pd v < 0$ => **w is negative**



8.153E

Two pound-mass of ammonia in a piston/cylinder at 120 F, 150 lbf/in.² is expanded in a reversible adiabatic process to 15 lbf/in.². Find the work and heat transfer for this process.

Control mass Energy Eq.5.11: $m(u_2 - u_1) = {}_1Q_2 - {}_1W_2$

Entropy Eq.8.3: $m(s_2 - s_1) = \int_1^2 dQ/T + {}_1S_{2,gen}$

Process: ${}_1Q_2 = 0$, ${}_1S_{2,gen} = 0 \Rightarrow s_2 = s_1$

State 1: T, P Table F.8.2, $u_1 = 596.6$ Btu/lbm, $s_1 = 1.2504$ Btu/lbm R

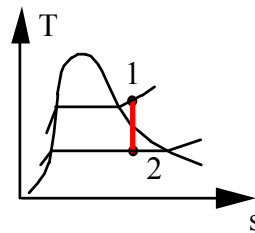
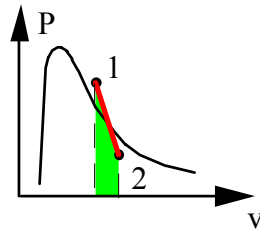
State 2: $P_2, s_2 \Rightarrow$ 2 phase Table F.8.1 (sat. vapor F.8.2 also)

Interpolate: $s_{g2} = 1.3921$ Btu/lbm R, $s_f = 0.0315$ Btu/lbm R

$$x_2 = (1.2504 - 0.0315) / 1.3606 = 0.896,$$

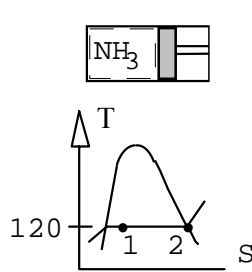
$$u_2 = 13.36 + 0.896 \times 539.35 = 496.6 \text{ Btu/lbm}$$

$${}_1W_2 = m(u_1 - u_2) = 2 \times (596.6 - 496.6) = \mathbf{100 \text{ Btu}}$$



8.154E

A cylinder fitted with a piston contains ammonia at 120 F, 20% quality with a volume of 60 in.³. The ammonia expands slowly, and during this process heat is transferred to maintain a constant temperature. The process continues until all the liquid is gone. Determine the work and heat transfer for this process.



$$T_1 = 120 \text{ F}, \quad x_1 = 0.20, \quad V_1 = 60 \text{ in}^3$$

$$T = \text{const to } x_2 = 1, \quad \text{Table F.8.1: } P = 286.5 \text{ lbf/in}^2$$

$$v_1 = 0.02836 + 0.2 \times 1.0171 = 0.2318 \text{ ft}^3/\text{lbm}$$

$$s_1 = 0.3571 + 0.2 \times 0.7829 = 0.5137 \text{ Btu/lbm R},$$

$$m = V/v = \frac{60}{1728 \times 0.2318} = 0.15 \text{ lbm}$$

$$\text{State 2: Saturated vapor, } v_2 = 1.045 \text{ ft}^3/\text{lbm}, \quad s_2 = 1.140 \text{ Btu/lbm R}$$

Process: $T = \text{constant}$, since two-phase then $P = \text{constant}$

$${}_1W_2 = \frac{286.5 \times 144}{778} \times 0.15 \times (1.045 - 0.2318) = \mathbf{6.47 \text{ Btu}}$$

$${}_1Q_2 = 579.7 \times 0.15(1.1400 - 0.5137) = \mathbf{54.46 \text{ Btu}}$$

$$\text{- or - } h_1 = 178.79 + 0.2 \times 453.84 = 269.56 \text{ Btu/lbm}; \quad h_2 = 632.63 \text{ Btu/lbm}$$

$${}_1Q_2 = m(h_2 - h_1) = 0.15(632.63 - 269.56) = \mathbf{54.46 \text{ Btu}}$$

8.155E

One pound-mass of water at 600 F expands against a piston in a cylinder until it reaches ambient pressure, 14.7 lbf/in.², at which point the water has a quality of 90%. It may be assumed that the expansion is reversible and adiabatic.

- What was the initial pressure in the cylinder?
- How much work is done by the water?

Solution:

C.V. Water. Process: Rev., $Q = 0$

$$\text{Energy Eq.5.11: } m(u_2 - u_1) = {}_1Q_2 - {}_1W_2 = -{}_1W_2$$

$$\text{Entropy Eq.8.3: } m(s_2 - s_1) = \int dQ/T$$

Process: Adiabatic $Q = 0$ and reversible $\Rightarrow s_2 = s_1$

State 2: $P_2 = 14.7 \text{ lbf/in}^2$, $x_2 = 0.90$ from Table F.7.1

$$s_2 = 0.3121 + 0.9 \times 1.4446 = 1.6123 \text{ Btu/lbm R}$$

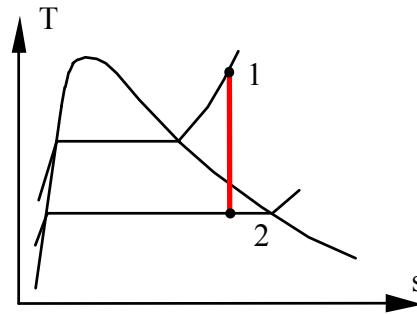
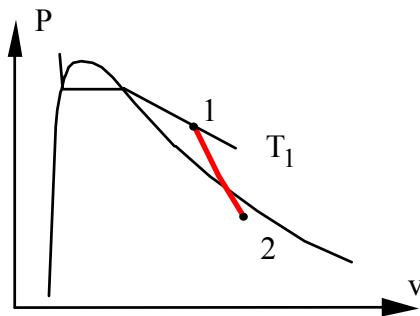
$$u_2 = 180.1 + 0.9 \times 897.5 = 987.9 \text{ Btu/lbm}$$

State 1 Table F.7.2: at $T_1 = 600 \text{ F}$, $s_1 = s_2$

$$\Rightarrow P_1 = \mathbf{335 \text{ lbf/in}^2} \quad u_1 = 1201.2 \text{ Btu/lbm}$$

From the energy equation

$${}_1W_2 = m(u_1 - u_2) = 1(1201.2 - 987.9) = \mathbf{213.3 \text{ Btu}}$$



8.156E

A closed tank, $V = 0.35 \text{ ft}^3$, containing 10 lbm of water initially at 77 F is heated to 350 F by a heat pump that is receiving heat from the surroundings at 77 F. Assume that this process is reversible. Find the heat transfer to the water and the work input to the heat pump.

C.V.: Water from state 1 to state 2.

Process: constant volume (reversible isometric)

$$1: v_1 = V/m = 0.35/10 = 0.035 \text{ ft}^3/\text{lbm} \Rightarrow x_1 = 2.692 \times 10^{-5}$$

$$u_1 = 45.11 \text{ Btu/lbm}, \quad s_1 = 0.08779 \text{ Btu/lbm R}$$

Continuity eq. (same mass) and constant volume fixes v_2

$$\text{State 2: } T_2, v_2 = v_1 \Rightarrow x_2 = (0.035 - 0.01799) / 3.3279 = 0.00511$$

$$u_2 = 321.35 + 0.00511 \times 788.45 = 325.38 \text{ Btu/lbm}$$

$$s_2 = 0.5033 + 0.00511 \times 1.076 = 0.5088 \text{ Btu/lbm R}$$

Energy eq. has zero work, thus provides heat transfer as

$${}_1Q_2 = m(u_2 - u_1) = 10(325.38 - 45.11) = \mathbf{2802.7 \text{ Btu}}$$

Entropy equation for the total control volume gives for a reversible process:

$$m(s_2 - s_1) = Q_L/T_0$$

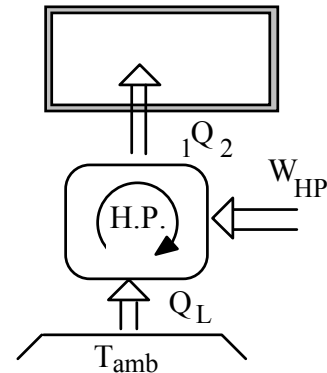
$$\Rightarrow Q_L = mT_0(s_2 - s_1)$$

$$= 10(77 + 459.67)(0.5088 - 0.08779)$$

$$= 2259.4 \text{ Btu}$$

and the energy equation for the heat pump gives

$$W_{\text{HP}} = {}_1Q_2 - Q_L = 2802.7 - 2259.4 = \mathbf{543.3 \text{ Btu}}$$



8.157E

A cylinder containing R-134a at 60 F, 30 lbf/in.², has an initial volume of 1 ft³. A piston compresses the R-134a in a reversible, isothermal process until it reaches the saturated vapor state. Calculate the required work and heat transfer to accomplish this process.

Solution:

C.V. R-134a.

Continuity Eq.: $m_2 = m_1 = m$;

Energy Eq.:5.11 $m(u_2 - u_1) = {}_1Q_2 - {}_1W_2$

Entropy Eq.8.3: $m(s_2 - s_1) = \int dQ/T + {}_1S_2_{gen}$

Process: $T = \text{constant}$, reversible so ${}_1S_2_{gen} = 0$

State 1: (T, P) Table F.10.2 $u_1 = 168.41$ Btu/lbm, $s_1 = 0.4321$ Btu/lbm R

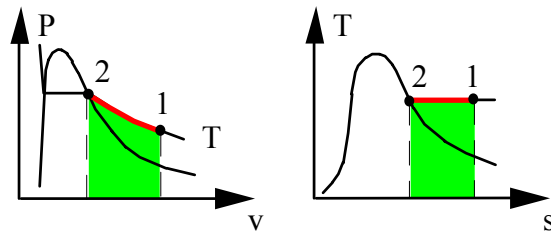
$$m = V/v_1 = 1/1.7367 = 0.5758 \text{ lbm}$$

State 2: (60 F sat. vapor)

Table F.10.1

$u_2 = 166.28$ Btu/lbm,

$s_2 = 0.4108$ Btu/lbm R



As T is constant we can find Q by integration as

$${}_1Q_2 = \int T ds = mT(s_2 - s_1) = 0.5758 \times 519.7 \times (0.4108 - 0.4321) = \mathbf{-6.374 \text{ Btu}}$$

The work is then from the energy equation

$${}_1W_2 = m(u_1 - u_2) + {}_1Q_2 = 0.5758 \times (168.41 - 166.28) - 6.374 = \mathbf{-5.15 \text{ Btu}}$$

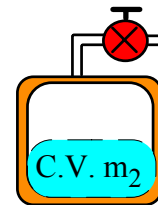
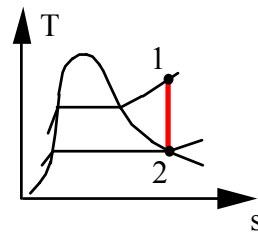
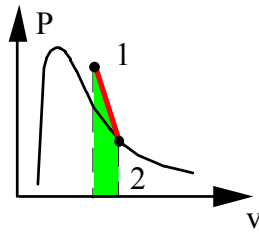
8.158E

A rigid, insulated vessel contains superheated vapor steam at 450 lbf/in.², 700 F. A valve on the vessel is opened, allowing steam to escape. It may be assumed that the steam remaining inside the vessel goes through a reversible adiabatic expansion. Determine the fraction of steam that has escaped, when the final state inside is saturated vapor.

C.V.: steam remaining inside tank. Rev. & Adiabatic (inside only)

Cont.Eq.: $m_2 = m_1 = m$; Energy Eq.: $m(u_2 - u_1) = {}_1Q_2 - {}_1W_2$

Entropy Eq.: $m(s_2 - s_1) = \int dQ/T + {}_1S_2_{gen} = 0 + 0$



State 1: Table F.7.2 $v_1 = 1.458 \text{ ft}^3/\text{lbm}$, $s_1 = 1.6248 \text{ Btu}/\text{lbm R}$

State 2: Table F.7.1 $s_2 = s_1 = 1.6248 \text{ Btu}/\text{lbm R} = s_g \text{ at } P_2$

$\Rightarrow P_2 = 76.67 \text{ lbf}/\text{in}^2$, $v_2 = v_g = 5.703 \text{ ft}^3/\text{lbm}$

$$\frac{m_e}{m_1} = \frac{m_1 - m_2}{m_1} = 1 - \frac{m_2}{m_1} = 1 - \frac{v_1}{v_2} = 1 - \frac{1.458}{5.703} = \mathbf{0.744}$$

Entropy Generation

8.159E

An insulated cylinder/piston contains R-134a at 150 lbf/in.^2 , 120 F , with a volume of 3.5 ft^3 . The R-134a expands, moving the piston until the pressure in the cylinder has dropped to 15 lbf/in.^2 . It is claimed that the R-134a does 180 Btu of work against the piston during the process. Is that possible?

Solution:

C.V. R-134a in cylinder. Insulated so assume $Q = 0$.

State 1: Table F.10.2, $v_1 = 0.3332 \text{ ft}^3/\text{lbm}$, $u_1 = 175.33 \text{ Btu/lbm}$,

$$s_1 = 0.41586 \text{ Btu/lbm R}, \quad m = V_1/v_1 = 3.5/0.3332 = 10.504 \text{ lbm}$$

Energy Eq.5.11: $m(u_2 - u_1) = {}_1Q_2 - {}_1W_2 = 0 - 180 \Rightarrow$

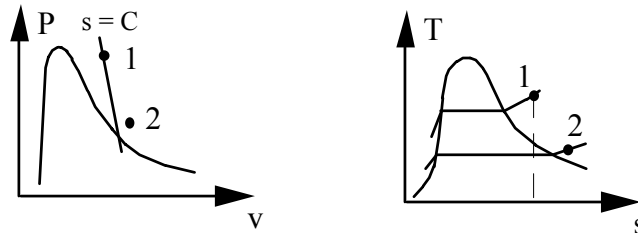
$$u_2 = u_1 - {}_1W_2/m = 158.194 \text{ Btu/lbm}$$

State 2: $P_2, u_2 \Rightarrow$ Table F.10.2: $T_2 = -2 \text{ F}$; $s_2 = 0.422 \text{ Btu/lbm R}$

Entropy Eq.8.14: $m(s_2 - s_1) = \int dQ/T + {}_1S_2, \text{gen} = {}_1S_2, \text{gen}$

$${}_1S_2, \text{gen} = m(s_2 - s_1) = 10.504 (0.422 - 0.41586) = \mathbf{0.0645 \text{ Btu/R}}$$

This is **possible** since ${}_1S_2, \text{gen} > 0$



8.160E

A mass and atmosphere loaded piston/cylinder contains 4 lbm of water at 500 lbf/in.², 200 F. Heat is added from a reservoir at 1200 F to the water until it reaches 1200 F. Find the work, heat transfer, and total entropy production for the system and surroundings.

Solution:

C.V. Water out to surroundings at 1200 F. This is a control mass.

$$\text{Energy Eq.5.11: } U_2 - U_1 = {}_1Q_2 - {}_1W_2$$

$$\text{Entropy Eq.8.14: } m(s_2 - s_1) = \int dQ/T + {}_1S_{2 \text{ gen}} = {}_1Q_2/T_{\text{res}} + {}_1S_{2 \text{ gen}}$$

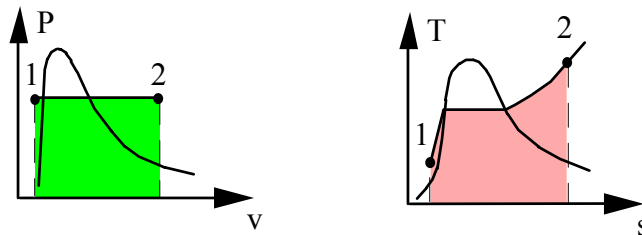
$$\text{Process: } P = \text{constant so } {}_1W_2 = P(V_2 - V_1) = mP(v_2 - v_1)$$

State 1: Table F.7.3, $v_1 = 0.01661 \text{ ft}^3/\text{lbm}$

$$h_1 = 169.18 \text{ Btu/lbm}, \quad s_1 = 0.2934 \text{ Btu/lbm R}$$

State 2: Table F.7.2, $v_2 = 1.9518 \text{ ft}^3/\text{lbm}, \quad h_2 = 1629.8 \text{ Btu/lbm},$

$$s_2 = 1.8071 \text{ Btu/lbm R}$$



Work is found from the process (area in P-V diagram)

$${}_1W_2 = mP(v_2 - v_1) = 4 \times 500(1.9518 - 0.01661) \frac{144}{778} = \mathbf{716.37 \text{ Btu}}$$

The heat transfer from the energy equation is

$${}_1Q_2 = U_2 - U_1 + {}_1W_2 = m(u_2 - u_1) + mP(v_2 - v_1) = m(h_2 - h_1)$$

$${}_1Q_2 = 4(1629.8 - 169.18) = \mathbf{5842.48 \text{ Btu}}$$

Entropy generation from entropy equation (or Eq.8.18)

$${}_1S_{2 \text{ gen}} = m(s_2 - s_1) - \frac{{}_1Q_2}{T_{\text{res}}} = 4(1.8071 - 0.2934) - \frac{5842.48}{1659.67} = \mathbf{2.535 \text{ Btu/R}}$$

8.161E

A 1 gallon jug of milk at 75 F is placed in your refrigerator where it is cooled down to the refrigerators inside temperature of 40 F. Assume the milk has the properties of liquid water and find the entropy generated in the cooling process.

Solution:

C.V. Jug of milk. Control mass at constant pressure.

Continuity Eq.: $m_2 = m_1 = m$;

Energy Eq.5.11: $m(u_2 - u_1) = {}_1Q_2 - {}_1W_2$

Entropy Eq.8.14: $m(s_2 - s_1) = \int dQ/T + {}_1S_2_{gen}$

State 1: Table F.7.1: $v_1 \cong v_f = 0.01606 \text{ ft}^3/\text{lbm}$, $h_1 = h_f = 43.085 \text{ Btu/lbm}$;
 $s_f = 0.08395 \text{ Btu/lbm R}$

State 2: Table F.7.1: $h_2 = h_f = 8.01 \text{ Btu/lbm}$, $s_2 = s_f = 0.0162 \text{ Btu/lbm R}$

Process: $P = \text{constant} = 14.7 \text{ psia} \Rightarrow {}_1W_2 = mP(v_2 - v_1)$

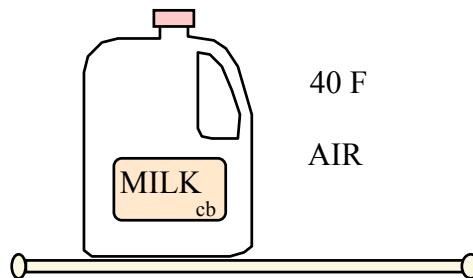
$V_1 = 1 \text{ Gal} = 231 \text{ in}^3 \Rightarrow m = 231 / 0.01606 \times 12^3 = 8.324 \text{ lbm}$

Substitute the work into the energy equation and solve for the heat transfer

$${}_1Q_2 = m(h_2 - h_1) = 8.324 (8.01 - 43.085) = -292 \text{ Btu}$$

The entropy equation gives the generation as

$$\begin{aligned} {}_1S_2_{gen} &= m(s_2 - s_1) - {}_1Q_2/T_{refrig} \\ &= 8.324 (0.0162 - 0.08395) - (-292 / 500) \\ &= -0.564 + 0.584 = \mathbf{0.02 \text{ Btu/R}} \end{aligned}$$



8.162E

A cylinder/piston contains water at 30 lbf/in.², 400 F with a volume of 1 ft³. The piston is moved slowly, compressing the water to a pressure of 120 lbf/in.². The loading on the piston is such that the product PV is a constant. Assuming that the room temperature is 70 F, show that this process does not violate the second law.

Solution:

C.V.: Water + cylinder out to room at 70 F

$$\text{Energy Eq.5.11:} \quad m(u_2 - u_1) = {}_1Q_2 - {}_1W_2$$

$$\text{Entropy Eq.8.14:} \quad m(s_2 - s_1) = {}_1Q_2 / T_{\text{room}} + {}_1S_2_{\text{gen}}$$

$$\text{Process: } PV = \text{constant} = Pmv \Rightarrow v_2 = P_1 v_1 / P_2$$

$${}_1W_2 = \int P dv = P_1 v_1 \ln(v_2/v_1)$$

$$\text{State 1: Table B.1.3, } v_1 = 16.891 \text{ ft}^3/\text{lbm}, \quad u_1 = 1144 \text{ Btu/lbm}, \\ s_1 = 1.7936 \text{ Btu/lbm R}$$

$$\text{State 2: } P_2, v_2 = P_1 v_1 / P_2 = 30 \times 16.891 / 120 = 4.223 \text{ ft}^3/\text{lbm}$$

$$\text{Table F.7.3: } T_2 = 425.4 \text{ F}, \quad u_2 = 1144.4 \text{ Btu/lbm}, \quad s_2 = 1.6445 \text{ Btu/lbmR}$$

$${}_1W_2 = 30 \times 16.891 \times \frac{144}{778} \ln\left(\frac{4.223}{16.891}\right) = -130.0 \text{ Btu}$$

$${}_1Q_2 = u_2 - u_1 + {}_1W_2 = 1144.4 - 1144 - 130 = -129.6 \text{ Btu/lbm}$$

$${}_1S_{2,\text{gen}} = s_2 - s_1 - \frac{{}_1Q_2}{T_{\text{room}}} = 1.6445 - 1.7936 + \frac{129.6}{529.67}$$

$$= 0.0956 \text{ Btu/lbm R} > 0 \quad \text{satisfy 2nd law.}$$

8.163E

One pound mass of ammonia (NH_3) is contained in a linear spring-loaded piston/cylinder as saturated liquid at 0 F. Heat is added from a reservoir at 225 F until a final condition of 125 lbf/in.², 160 F is reached. Find the work, heat transfer, and entropy generation, assuming the process is internally reversible.

Solution:

C.V. = NH_3 out to the reservoir.

Continuity Eq.: $m_2 = m_1 = m$

Energy Eq.5.11: $E_2 - E_1 = m(u_2 - u_1) = {}_1Q_2 - {}_1W_2$

Entropy Eq.8.14: $S_2 - S_1 = \int dQ/T + {}_1S_{2,\text{gen}} = {}_1Q_2/T_{\text{res}} + {}_1S_{2,\text{gen}}$

Process: $P = A + BV$ linear in $V \Rightarrow$

$${}_1W_2 = \int P dV = \frac{1}{2}(P_1 + P_2)(V_2 - V_1) = \frac{1}{2}(P_1 + P_2)m(v_2 - v_1)$$

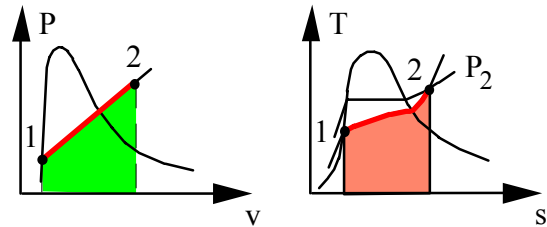
State 1: Table F.8.1

$P_1 = 30.4$ psia,

$v_1 = 0.0242$ ft³/lbm

$u_1 = 42.5$ Btu/lbm,

$s_1 = 0.0967$ Btu/lbm R



State 2: Table F.8.2 sup. vap.

$v_2 = 2.9574$ ft³/lbm, $u_2 = 686.9 - 125 \times 2.9574 \times 144/778 = 618.5$ Btu/lbm,

$s_2 = 1.3178$ Btu/lbm R

$${}_1W_2 = \frac{1}{2}(30.4 + 125)1(2.9574 - 0.0242) \times 144/778 = \mathbf{42.2 \text{ Btu}}$$

$${}_1Q_2 = m(u_2 - u_1) + {}_1W_2 = 1(618.5 - 42.5) + 42.2 = \mathbf{618.2 \text{ Btu}}$$

$$S_{\text{gen}} = m(s_2 - s_1) - {}_1Q_2/T_{\text{res}} = 1(1.3178 - 0.0967) - \frac{618.2}{684.7} = \mathbf{0.318 \text{ Btu/R}}$$

Entropy of a Liquid or Solid**8.164E**

A foundry form box with 50 lbm of 400 F hot sand is dumped into a bucket with 2 ft³ water at 60 F. Assuming no heat transfer with the surroundings and no boiling away of liquid water, calculate the net entropy change for the process.

C.V. Sand and water, $P = \text{const.}$

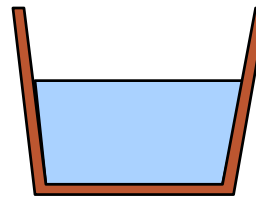
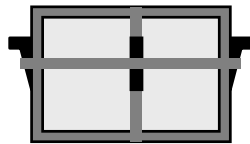
$$\text{Energy Eq.:} \quad m_{\text{sand}}(u_2 - u_1)_{\text{sand}} + m_{\text{H}_2\text{O}}(u_2 - u_1)_{\text{H}_2\text{O}} = -P(V_2 - V_1)$$

$$\Rightarrow m_{\text{sand}}\Delta h_{\text{sand}} + m_{\text{H}_2\text{O}}\Delta h_{\text{H}_2\text{O}} = 0, \quad m_{\text{H}_2\text{O}} = \frac{2}{0.016035} = 124.73 \text{ lbm}$$

$$50 \times 0.19(T_2 - 400) + 124.73 \times 1.0(T_2 - 60) = 0, \quad T_2 = 84 \text{ F}$$

$$\Delta S = 50 \times 0.19 \times \ln\left(\frac{544}{860}\right) + 124.73 \times 1.0 \times \ln\left(\frac{544}{520}\right) = \mathbf{1.293 \text{ Btu/R}}$$

Box holds the sand for form of the cast part



8.165E

Four pounds of liquid lead at 900 F are poured into a form. It then cools at constant pressure down to room temperature at 68 F as heat is transferred to the room. The melting point of lead is 620 F and the enthalpy change between the phases h_{if} is 10.6 Btu/lbm. The specific heats are in Table F.2 and F.3. Calculate the net entropy change for this process.

Solution:

C.V. Lead, constant pressure process

$$m_{Pb}(u_2 - u_1)_{Pb} = {}_1Q_2 - P(V_2 - V_1)$$

We need to find changes in enthalpy ($u + Pv$) for each phase separately and then add the enthalpy change for the phase change.

$$C_{liq} = 0.038 \text{ Btu/lbm R}, \quad C_{sol} = 0.031 \text{ Btu/lbm R}$$

Consider the process in several steps:

Cooling liquid to the melting temperature

Solidification of the liquid to solid

Cooling of the solid to the final temperature

$$\begin{aligned} {}_1Q_2 &= m_{Pb}(h_2 - h_1) = m_{Pb}(h_2 - h_{620,sol} - h_{if} + h_{620,f} - h_{900}) \\ &= 4 \times [0.031 \times (68 - 620) - 10.6 + 0.038 \times (620 - 900)] \\ &= -68.45 - 42.4 - 42.56 = -153.4 \text{ Btu} \end{aligned}$$

$$\begin{aligned} \Delta S_{CV} &= m_{Pb} [C_{p,sol} \ln(T_2/1079.7) - (h_{if}/1079.7) + C_{p,liq} \ln(1079.7/T_1)] \\ &= 4 \times \left[0.031 \ln \frac{527.7}{1079.7} - \frac{10.6}{1079.7} + 0.038 \ln \frac{1079.6}{1359.7} \right] = -0.163 \text{ Btu/R} \end{aligned}$$

$$\Delta S_{SUR} = -{}_1Q_2/T_0 = 153.4/527.6 = 0.2908 \text{ Btu/R}$$

The net entropy change from Eq.8.18 is equivalent to total entropy generation

$$\Delta S_{net} = \Delta S_{CV} + \Delta S_{SUR} = \mathbf{0.1277 \text{ Btu/R}}$$



8.166E

A hollow steel sphere with a 2-ft inside diameter and a 0.1-in. thick wall contains water at 300 lbf/in.², 500 F. The system (steel plus water) cools to the ambient temperature, 90 F. Calculate the net entropy change of the system and surroundings for this process.

C.V.: Steel + water. This is a control mass.

$$\text{Energy Eq.: } U_2 - U_1 = {}_1Q_2 - {}_1W_2 = m_{\text{H}_2\text{O}}(u_2 - u_1) + m_{\text{steel}}(u_2 - u_1)$$

$$\text{Process: } V = \text{constant} \Rightarrow {}_1W_2 = 0$$

$$V_{\text{steel}} = \frac{\pi}{6}[2.0083^3 - 2^3] = 0.0526 \text{ ft}^3$$

$$m_{\text{steel}} = (\rho V)_{\text{steel}} = 490 \times 0.0526 = 25.763 \text{ lbm}$$

$$V_{\text{H}_2\text{O}} = \pi/6 \times 2^3 = 4.189 \text{ ft}^3, \quad m_{\text{H}_2\text{O}} = V/v = 2.372 \text{ lbm}$$

$$v_2 = v_1 = 1.7662 = 0.016099 + x_2 \times 467.7 \Rightarrow x_2 = 3.74 \times 10^{-3}$$

$$u_2 = 61.745 \text{ Btu/lbm}, \quad s_2 = 0.1187 \text{ Btu/lbm R}$$

$${}_1Q_2 = \Delta U_{\text{steel}} + \Delta U_{\text{H}_2\text{O}} = (mC)_{\text{steel}}(T_2 - T_1) + m_{\text{H}_2\text{O}}(u_2 - u_1)$$

$$= 25.763 \times 0.107(90 - 500) + 2.372(61.74 - 1159.5)$$

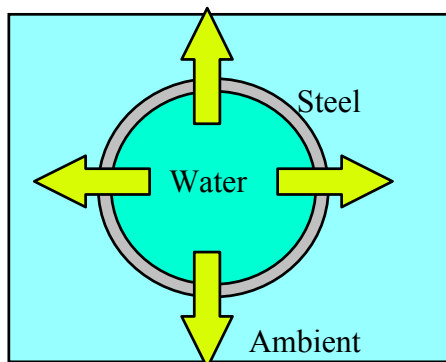
$$= -1130 - 2603.9 = -3734 \text{ Btu}$$

$$\Delta S_{\text{SYS}} = \Delta S_{\text{STEEL}} + \Delta S_{\text{H}_2\text{O}} = 25.763 \times 0.107 \times \ln(550/960)$$

$$+ 2.372(0.1187 - 1.5701) = -4.979 \text{ Btu/R}$$

$$\Delta S_{\text{SUR}} = -Q_{12}/T_{\text{SUR}} = 3734/549.67 = 6.793 \text{ Btu/R}$$

$$\Delta S_{\text{NET}} = S_{\text{GEN,TOT}} = \Delta S_{\text{SYS}} + \Delta S_{\text{SUR}} = \mathbf{1.814 \text{ Btu/R}}$$



Entropy of Ideal Gases

8.167E

Oxygen gas in a piston/cylinder at 500 R and 1 atm with a volume of 1 ft³ is compressed in a reversible adiabatic process to a final temperature of 1000 R. Find the final pressure and volume using constant heat capacity from Table F.4.

Solution:

C.V. Air. Assume a reversible, adiabatic process.

$$\text{Energy Eq. 5.11:} \quad u_2 - u_1 = 0 - {}_1w_2 ;$$

$$\text{Entropy Eq. 8.14:} \quad s_2 - s_1 = \int dq/T + {}_1s_{2 \text{ gen}} = 0$$

$$\text{Process:} \quad \text{Adiabatic} \quad {}_1q_2 = 0 \quad \text{Reversible} \quad {}_1s_{2 \text{ gen}} = 0$$

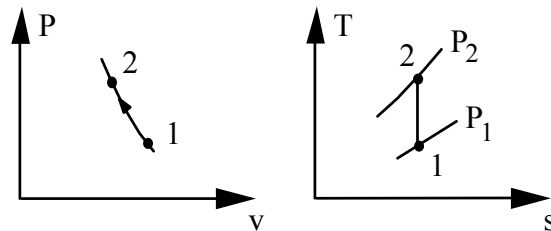
$$\text{Properties:} \quad \text{Table F.4:} \quad k = 1.393$$

With these two terms zero we have a zero for the entropy change. So this is a constant s (isentropic) expansion process. From Eq. 8.32

$$P_2 = P_1 (T_2 / T_1)^{\frac{k}{k-1}} = 14.7 (1000/500)^{3.5445} = \mathbf{171.5 \text{ psia}}$$

Using the ideal gas law to eliminate P from this equation leads to Eq. 8.33

$$V_2 = V_1 (T_2 / T_1)^{\frac{1}{1-k}} = 1 \times \left(\frac{1000}{500} \right)^{\frac{1}{1-1.393}} = \mathbf{0.171 \text{ ft}^3}$$



8.168E

Oxygen gas in a piston/cylinder at 500 R and 1 atm with a volume of 1 ft³ is compressed in a reversible adiabatic process to a final temperature of 1000 R. Find the final pressure and volume using Table F.6.

Solution:

C.V. Air. Assume a reversible, adiabatic process.

$$\text{Energy Eq.5.11:} \quad u_2 - u_1 = 0 - {}_1w_2 \quad ;$$

$$\text{Entropy Eq.8.14:} \quad s_2 - s_1 = \int dq/T + {}_1s_2 \text{ gen} = 0$$

$$\text{Process:} \quad \text{Adiabatic} \quad {}_1q_2 = 0 \quad \text{Reversible} \quad {}_1s_2 \text{ gen} = 0$$

With these two terms zero we have a zero for the entropy change. So this is a constant s (isentropic) expansion process. From Eq.8.28

$$s_{T2}^{\circ} - s_{T1}^{\circ} = R \ln \frac{P_2}{P_1}$$

$$\text{Properties: Table F.6:} \quad s_{T1}^{\circ} = 48.4185/31.999 = 1.5131 \text{ Btu/lbm R,}$$

$$s_{T2}^{\circ} = 53.475/31.999 = 1.6711 \text{ Btu/lbm R}$$

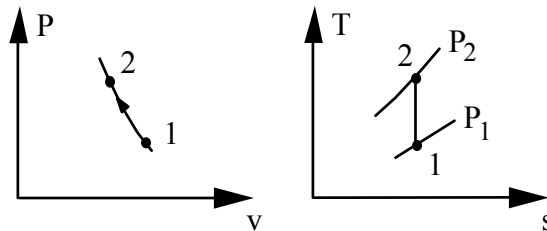
$$\frac{P_2}{P_1} = \exp [(s_{T2}^{\circ} - s_{T1}^{\circ})/R] = \exp\left(\frac{1.6711 - 1.5131}{48.28/778}\right) = 12.757$$

$$P_2 = 14.7 \times 12.757 = \mathbf{187.5 \text{ psia}}$$

$$\text{Ideal gas law:} \quad P_1 V_1 = mRT_1 \quad \text{and} \quad P_2 V_2 = mRT_2$$

Take the ratio of these so mR drops out to give

$$V_2 = V_1 \times (T_2 / T_1) \times (P_1 / P_2) = 1 \times \left(\frac{1000}{500}\right) \times \left(\frac{14.7}{187.5}\right) = \mathbf{0.157 \text{ ft}^3}$$



8.169E

A handheld pump for a bicycle has a volume of 2 in.^3 when fully extended. You now press the plunger (piston) in while holding your thumb over the exit hole so an air pressure of 45 lbf/in.^2 is obtained. The outside atmosphere is at P_o, T_o .

Consider two cases: (1) it is done quickly ($\sim 1 \text{ s}$), and (2) it is done slowly ($\sim 1 \text{ h}$).

- State assumptions about the process for each case.
- Find the final volume and temperature for both cases.

Solution:

C.V. Air in pump. Assume that both cases result in a reversible process.

$$\text{State 1: } P_o, T_o \quad \text{State 2: } 45 \text{ lbf/in.}^2, ?$$

One piece of information must resolve the ? for a state 2 property.

Case I) Quickly means no time for heat transfer

$Q = 0$, so a reversible adiabatic compression.

$$u_2 - u_1 = -{}_1w_2 ; \quad s_2 - s_1 = \int dq/T + {}_1s_{2 \text{ gen}} = 0$$

With constant s and constant heat capacity we use Eq.8.32

$$T_2 = T_1 (P_2 / P_1)^{\frac{k-1}{k}} = 536.7 \left(\frac{45}{14.696} \right)^{\frac{0.4}{1.4}} = \mathbf{738.9 \text{ R}}$$

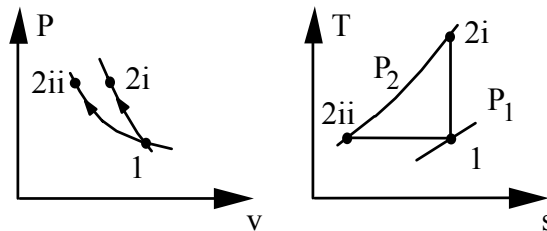
Use ideal gas law $PV = mRT$ at both states so ratio gives

$$\Rightarrow V_2 = P_1 V_1 T_2 / T_1 P_2 = \mathbf{0.899 \text{ in}^3}$$

Case II) Slowly, time for heat transfer so $T = \text{constant} = T_o$.

The process is then a reversible isothermal compression.

$$T_2 = T_o = \mathbf{536.7 \text{ R}} \quad \Rightarrow \quad V_2 = V_1 P_1 / P_2 = \mathbf{0.653 \text{ in}^3}$$



8.170E

A piston/cylinder contains air at 2500 R, 2200 lbf/in.², with $V_1 = 1 \text{ in.}^3$, $A_{\text{cyl}} = 1 \text{ in.}^2$ as shown in Fig. P8.95. The piston is released and just before the piston exits the end of the cylinder the pressure inside is 30 lbf/in.². If the cylinder is insulated, what is its length? How much work is done by the air inside?

Solution:

C.V. Air, Cylinder is insulated so adiabatic, $Q = 0$.

Continuity Eq.: $m_2 = m_1 = m$,

Energy Eq.5.11: $m(u_2 - u_1) = {}_1Q_2 - {}_1W_2 = - {}_1W_2$

Entropy Eq.8.14: $m(s_2 - s_1) = \int dQ/T + {}_1S_2_{\text{gen}} = 0 + {}_1S_2_{\text{gen}}$

State 1: (T_1, P_1) State 2: $(P_2, ?)$

So one piece of information is needed for the ?, assume reversible process.

$${}_1S_2_{\text{gen}} = 0 \Rightarrow s_2 - s_1 = 0$$

State 1: Table F.5: $u_1 = 474.33 \text{ Btu/lbm}$, $s_{T1}^\circ = 2.03391 \text{ Btu/lbm R}$

$$m = P_1 V_1 / RT_1 = \frac{2200 \times 1.0}{53.34 \times 2500 \times 12} = 1.375 \times 10^{-3} \text{ lbm}$$

State 2: P_2 and from Entropy eq.: $s_2 = s_1$ so from Eq.8.28

$$s_{T2}^\circ = s_{T1}^\circ + R \ln \frac{P_2}{P_1} = 2.03391 + \frac{53.34}{778} \ln\left(\frac{30}{2200}\right) = 1.73944 \text{ Btu/lbm R}$$

Now interpolate in Table F.5 to get T_2

$$T_2 = 840 + 40 (1.73944 - 1.73463) / (1.74653 - 1.73463) = 816.2 \text{ R}$$

$$u_2 = 137.099 + (144.114 - 137.099) 0.404 = 139.93 \text{ Btu/lbm}$$

$$V_2 = V_1 \frac{T_2 P_1}{T_1 P_2} = \frac{1 \times 816.2 \times 2200}{2500 \times 30} = \mathbf{23.94 \text{ in}^3}$$

$$\Rightarrow L_2 = V_2 / A_{\text{cyl}} = 23.94 / 1 = \mathbf{23.94 \text{ in}}$$

$${}_1W_2 = m(u_1 - u_2) = 1.375 \times 10^{-3} (474.33 - 139.93) = \mathbf{0.46 \text{ Btu}}$$

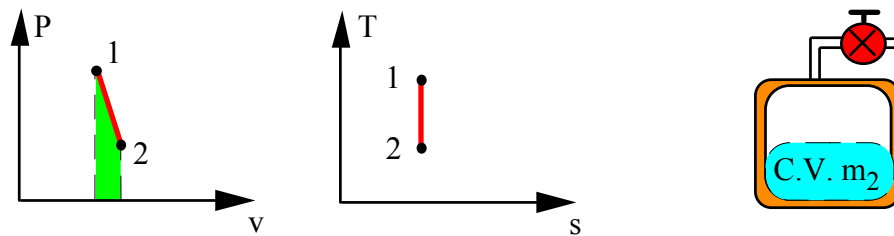
8.171E

A 25-ft³ insulated, rigid tank contains air at 110 lbf/in.², 75 F. A valve on the tank is opened, and the pressure inside quickly drops to 15 lbf/in.², at which point the valve is closed. Assuming that the air remaining inside has undergone a reversible adiabatic expansion, calculate the mass withdrawn during the process.

C.V.: Air remaining inside tank, m_2 .

$$\text{Cont.Eq.: } m_2 = m; \quad \text{Energy Eq.: } m(u_2 - u_1) = {}_1Q_2 - {}_1W_2$$

$$\text{Entropy Eq.: } m(s_2 - s_1) = \int dQ/T + {}_1S_2_{\text{gen}} = 0 + 0$$



$$s_2 = s_1 \rightarrow T_2 = T_1 (P_2/P_1)^{\frac{k-1}{k}} = 535 (15/110)^{0.286} = 302.6 \text{ R}$$

$$m_1 = P_1 V / RT_1 = 110 \times 144 \times 25 / (53.34 \times 535) = 13.88 \text{ lbm}$$

$$m_2 = P_2 V / RT_2 = 15 \times 144 \times 25 / (53.34 \times 302.6) = 3.35 \text{ lbm}$$

$$m_e = m_1 - m_2 = \mathbf{10.53 \text{ lbm}}$$

8.172E

A rigid container with volume 7 ft^3 is divided into two equal volumes by a partition. Both sides contain nitrogen, one side is at 300 lbf/in.^2 , 400 F , and the other at 30 lbf/in.^2 , 200 F . The partition ruptures, and the nitrogen comes to a uniform state at 160 F . Assume the temperature of the surroundings is 68 F , determine the work done and the net entropy change for the process.

Solution:

C.V.: A + B Control mass no change in volume $\Rightarrow \quad {}_1W_2 = 0$

$$m_{A1} = P_{A1} V_{A1} / RT_{A1} = 300 \times 144 \times 3.5 / (55.15 \times 859.7) = 3.189 \text{ lbm}$$

$$m_{B1} = P_{B1} V_{B1} / RT_{B1} = 30 \times 144 \times 3.5 / (55.15 \times 659.7) = 0.416 \text{ lbm}$$

$$P_2 = m_{TOT} RT_2 / V_{TOT} = 3.605 \times 55.15 \times 619.7 / (144 \times 7) = 122.2 \text{ lbf/in}^2$$

$$\begin{aligned} \Delta S_{SYST} &= 3.189 \left[0.249 \ln \frac{619.7}{859.7} - \frac{55.15}{778} \ln \frac{122.2}{300} \right] \\ &\quad + 0.416 \left[0.249 \ln \frac{619.7}{659.7} - \frac{55.15}{778} \ln \frac{122.2}{30} \right] \\ &= -0.0569 - 0.0479 = -0.1048 \text{ Btu/R} \end{aligned}$$

$${}_1Q_2 = m_{A1}(u_2 - u_1) + m_{B1}(u_2 - u_1)$$

$$= 3.189 \times 0.178(160 - 400) + 0.416 \times 0.178(160 - 200) = -139.2 \text{ Btu}$$

$$\Delta S_{SURR} = -{}_1Q_2 / T_0 = 139.2 / 527.7 = +0.2638 \text{ Btu/R}$$

$$\Delta S_{NET} = -0.1048 + 0.2638 = \mathbf{+0.159 \text{ Btu/R}}$$

8.173E

Nitrogen at 90 lbf/in.^2 , 260 F is in a 20 ft^3 insulated tank connected to a pipe with a valve to a second insulated initially empty tank of volume 20 ft^3 . The valve is opened and the nitrogen fills both tanks. Find the final pressure and temperature and the entropy generation this process causes. Why is the process irreversible?

C.V. Both tanks + pipe + valve. Insulated : $Q = 0$, Rigid: $W = 0$

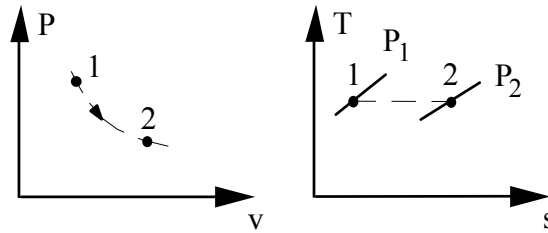
$$m(u_2 - u_1) = 0 - 0 \quad \Rightarrow \quad u_2 = u_1 = u_{a1}$$

Entropy Eq.: $m(s_2 - s_1) = \int dQ/T + {}_1S_{2 \text{ gen}} = {}_1S_{2 \text{ gen}}$

State 1: $P_1, T_1, V_a \Rightarrow$ Ideal gas

$$m = PV/RT = (90 \times 20 \times 144) / (55.15 \times 720) = 6.528 \text{ lbm}$$

$$2: V_2 = V_a + V_b ; \text{ uniform final state} \quad v_2 = V_2 / m ; \quad u_2 = u_{a1}$$



$$\text{Ideal gas } u(T) \Rightarrow u_2 = u_{a1} \Rightarrow T_2 = T_{a1} = 720 \text{ R}$$

$$P_2 = mR T_2 / V_2 = (V_1 / V_2) P_1 = \frac{1}{2} \times 90 = 45 \text{ lbf/in.}^2$$

$$S_{\text{gen}} = m(s_2 - s_1) = m(s_{T_2}^0 - s_{T_1}^0 - R \ln(P_2 / P_1))$$

$$= m(0 - R \ln(P_2 / P_1)) = -6.528 \times 55.15 \times (1/778) \ln \frac{1}{2} = 0.32 \text{ Btu/R}$$

Irreversible due to unrestrained expansion in valve $P \downarrow$ but no work out.

If not a uniform final state then flow until $P_{2b} = P_{2a}$ and valve is closed.

Assume no Q between A and B

$$m_{a2} + m_{b2} = m_{a1} ; \quad m_{a2} v_{a2} + m_{b2} v_{b2} = m_{a1} v_{a1}$$

$$m_{a2} s_{a2} + m_{b2} s_{b2} - m_{a1} s_{a1} = 0 + {}_1S_{2 \text{ gen}}$$

Now we must assume m_{a2} went through rev adiabatic expansion

1) $V_2 = m_{a2} v_{a2} + m_{b2} v_{b2}$; 2) $P_{b2} = P_{a2}$; 3) $s_{a2} = s_{a1}$; 4) Energy eqs.

4 Eqs 4 unknowns : P_2 , T_{a2} , T_{b2} , $x = m_{a2} / m_{a1}$

$$V_2 / m_{a1} = x v_{a2} + (1 - x) v_{b2} = x \times (R T_{a2} / P_2) + (1 - x) (R T_{b2} / P_2)$$

$$m_{a2} (u_{a2} - u_{a1}) + m_{b2} (u_{b2} - u_{a1}) = 0$$

$$x C_v (T_{a2} - T_{a1}) + (1 - x) (T_{b2} - T_{a1}) C_v = 0$$

$$x T_{a2} + (1 - x) T_{b2} = T_{a1}$$

$$P_2 V_2 / m_{a1} R = x T_{a2} + (1 - x) T_{b2} = T_{a1}$$

$$P_2 = m_{a1} R T_{a1} / V_2 = m_{a1} R T_{a1} / 2V_{a1} = \frac{1}{2} P_{a1} = \mathbf{45 \text{ lbf/in.}^2}$$

$$s_{a2} = s_{a1} \Rightarrow T_{a2} = T_{a1} (P_2 / P_{a1})^{k-1/k} = 720 \times (1/2)^{0.2857} = \mathbf{590.6 \text{ R}}$$

Now we have final state in A

$$v_{a2} = R T_{a2} / P_2 = 5.0265 \quad ; \quad m_{a2} = V_a / v_{a2} = 3.979 \text{ lbm}$$

$$x = m_{a2} / m_{a1} = 0.6095 \quad \quad m_{b2} = m_{a1} - m_{a2} = 2.549 \text{ lbm}$$

Substitute into energy equation

$$T_{b2} = (T_{a1} - x T_{a2}) / (1 - x) = 922 \text{ R}$$

$${}_1S_{2 \text{ gen}} = m_{b2} (s_{b2} - s_{a1}) = m_{b2} (C_p \ln(T_{b2} / T_{a1}) - R \ln(P_2 / P_{a1}))$$

$$= 2.549 [0.249 \ln(922/720) - (55.15/778) \ln(1/2)]$$

$$= \mathbf{0.2822 \text{ Btu/R}}$$

Polytropic Processes**8.174E**

Helium in a piston/cylinder at 20°C, 100 kPa is brought to 400 K in a reversible polytropic process with exponent $n = 1.25$. You may assume helium is an ideal gas with constant specific heat. Find the final pressure and both the specific heat transfer and specific work.

Solution:

C.V. Helium, control mass. $C_v = 0.744 \text{ Btu/lbm R}$, $R = 386 \text{ ft lbf/lbm R}$

Process $Pv^n = C$ & $Pv = RT \Rightarrow Tv^{n-1} = C$

$$T_1 = 70 + 460 = 530 \text{ R}, \quad T_2 = 720 \text{ R}$$

$$T_1 v_1^{n-1} = T_2 v_2^{n-1} \Rightarrow v_2 / v_1 = (T_1 / T_2)^{1/n-1} = 0.2936$$

$$P_2 / P_1 = (v_1 / v_2)^n = 4.63 \Rightarrow P_2 = \mathbf{69.4 \text{ lbf/in.}^2}$$

$${}_1w_2 = \int P dv = \int C v^{-n} dv = \frac{1}{1-n} (P_2 v_2 - P_1 v_1) = \frac{R}{1-n} (T_2 - T_1)$$

$$= \frac{386}{778 \times (-0.25)} (720 - 530) = \mathbf{-377 \text{ Btu/lbm}}$$

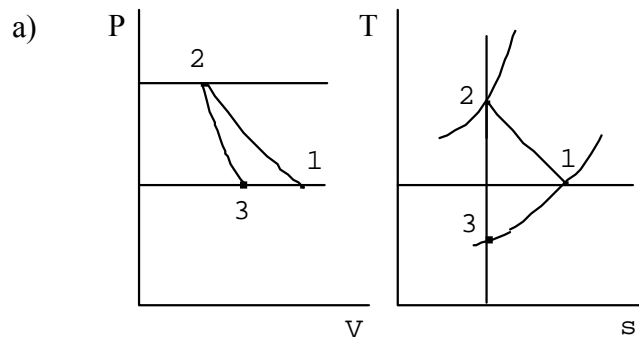
$${}_1q_2 = u_2 - u_1 + {}_1w_2 = C_v (T_2 - T_1) + {}_1w_2$$

$$= 0.744(720 - 530) + (-377) = \mathbf{-235.6 \text{ Btu/lbm}}$$

8.175E

A cylinder/piston contains air at ambient conditions, 14.7 lbf/in.^2 and 70 F with a volume of 10 ft^3 . The air is compressed to 100 lbf/in.^2 in a reversible polytropic process with exponent, $n = 1.2$, after which it is expanded back to 14.7 lbf/in.^2 in a reversible adiabatic process.

- Show the two processes in P - v and T - s diagrams.
- Determine the final temperature and the net work.
- What is the potential refrigeration capacity (in British thermal units) of the air at the final state?



$$\text{b) } m = P_1 V_1 / RT_1 = 14.7 \times 144 \times 10 / (53.34 \times 529.7) = 0.7492 \text{ lbm}$$

$$T_2 = T_1 (P_2 / P_1)^{\frac{n-1}{n}} = 529.7 \left(\frac{100}{14.7} \right)^{0.167} = 729.6 \text{ R}$$

$${}_1w_2 = \int_1^2 P dv = \frac{P_2 v_2 - P_1 v_1}{1-n} = \frac{R(T_2 - T_1)}{1-n} = \frac{53.34(729.6 - 529.7)}{778(1 - 1.20)} \\ = -68.5 \text{ Btu/lbm}$$

$$T_3 = T_2 (P_3 / P_2)^{\frac{k-1}{k}} = 729.7 \left(\frac{14.7}{100} \right)^{0.286} = 421.6 \text{ R}$$

$${}_2w_3 = C_{V0}(T_2 - T_3) = 0.171(729.6 - 421.6) = +52.7 \text{ Btu/lbm}$$

$$w_{\text{NET}} = 0.7492(-68.5 + 52.7) = -11.8 \text{ Btu}$$

c) Refrigeration: warm to T_0 at const P ,

$$Q_{31} = m C_{P0}(T_1 - T_3) = 0.7492 \times 0.24(529.7 - 421.6) = 19.4 \text{ Btu}$$

8.176E

A cylinder/piston contains carbon dioxide at 150 lbf/in.², 600 F with a volume of 7 ft³. The total external force acting on the piston is proportional to V³. This system is allowed to cool to room temperature, 70 F. What is the total entropy generation for the process?

State 1: $P_1 = 150 \text{ lbf/in}^2$, $T_1 = 600 \text{ F} = 1060 \text{ R}$, $V_1 = 7 \text{ ft}^3$ Ideal gas

$$m = \frac{P_1 V_1}{RT_1} = \frac{150 \times 144 \times 7}{35.10 \times 1060} = 4.064 \text{ lbm}$$

Process: $P = CV^3$ or $PV^{-3} = \text{const.}$ polytropic with $n = -3$.

$$P_2 = P_1(T_2/T_1)^{\frac{n}{n-1}} = 150 \left(\frac{530}{1060} \right)^{0.75} = 89.2 \text{ lbf/in}^2$$

$$\& V_2 = V_1(T_1/T_2)^{\frac{1}{n-1}} = V_1 \times \frac{P_1}{P_2} \times \frac{T_2}{T_1} = 7 \times \frac{150}{89.2} \times \frac{530}{1060} = 5.886$$

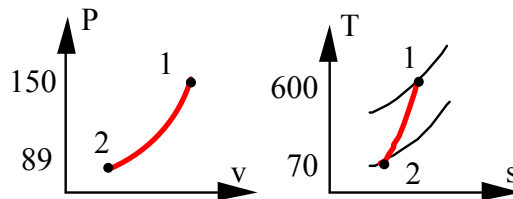
$${}_1W_2 = \int P dV = \frac{P_2 V_2 - P_1 V_1}{1 - n} = \frac{(89.2 \times 5.886 - 150 \times 7)}{1 + 3} \times \frac{144}{778} = -24.3 \text{ Btu}$$

$${}_1Q_2 = 4.064 \times 0.158 \times (530 - 1060) - 24.3 = -346.6 \text{ Btu}$$

$$\Delta S_{\text{SYST}} = 4.064 \times \left[0.203 \times \ln\left(\frac{530}{1060}\right) - \frac{35.10}{778} \ln\left(\frac{89.2}{150}\right) \right] = -0.4765 \text{ Btu/R}$$

$$\Delta S_{\text{SURR}} = -{}_1Q_2/T_{\text{SURR}} = 364.6 / 530 = +0.6879 \text{ Btu/R}$$

$$\Delta S_{\text{NET}} = +0.2114 \text{ Btu/R}$$



Notice:
 $n = -3$, $k = 1.3$

$$n < k$$

8.177E

A cylinder/piston contains 4 ft³ of air at 16 lbf/in.², 77 F. The air is compressed in a reversible polytropic process to a final state of 120 lbf/in.², 400 F. Assume the heat transfer is with the ambient at 77 F and determine the polytropic exponent n and the final volume of the air. Find the work done by the air, the heat transfer and the total entropy generation for the process.

Solution:

$$m = (P_1 V_1)/(RT_1) = (16 \times 4 \times 144)/(53.34 \times 537) = 0.322 \text{ lbm}$$

$$T_2/T_1 = (P_2/P_1)^{\frac{n-1}{n}} \Rightarrow \frac{n-1}{n} = \ln(T_2/T_1) / \ln(P_2/P_1) = 0.2337$$

$$n = 1.305, \quad V_2 = V_1(P_1/P_2)^{1/n} = 4 \times (16/120)^{1/1.305} = 0.854 \text{ ft}^3$$

$${}_1W_2 = \int PdV = \frac{P_2 V_2 - P_1 V_1}{1 - n}$$

$$= [(120 \times 0.854 - 16 \times 4) (144 / 778)] / (1 - 1.305) = -23.35 \text{ Btu / lbm}$$

$${}_1Q_2 = m(u_2 - u_1) + {}_1W_2 = mC_v(T_2 - T_1) + {}_1W_2$$

$$= 0.322 \times 0.171 \times (400 - 77) - 23.35 = -5.56 \text{ Btu / lbm}$$

$$s_2 - s_1 = C_p \ln(T_2/T_1) - R \ln(P_2/P_1)$$

$$= 0.24 \ln(860/537) - (53.34/778) \ln(120/16) = -0.0251 \text{ Btu/lbm R}$$

$${}_1S_2 \text{ gen} = m(s_2 - s_1) - {}_1Q_2/T_0$$

$$= 0.322 \times (-0.0251) + (5.56/537) = 0.00226 \text{ Btu/R}$$

Rates or Fluxes of Entropy

8.178E

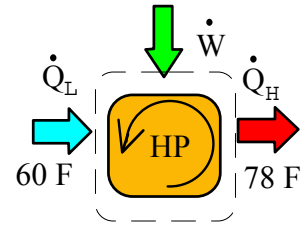
A reversible heat pump uses 1 kW of power input to heat a 78 F room, drawing energy from the outside at 60 F. Assume every process is reversible what are the total rates of entropy into the heat pump from the outside and from the heat pump to the room?

Solution:

C.V.TOT.

$$\text{Energy Eq.: } \dot{Q}_L + \dot{W} = \dot{Q}_H$$

$$\text{Entropy Eq.: } \frac{\dot{Q}_L}{T_L} - \frac{\dot{Q}_H}{T_H} = 0 \Rightarrow \dot{Q}_L = \dot{Q}_H \frac{T_L}{T_H}$$



$$\dot{Q}_H \frac{T_L}{T_H} + \dot{W} = \dot{Q}_H \Rightarrow \dot{Q}_H = \frac{T_H}{T_H - T_L} \dot{W}$$

$$\dot{S}_{\text{to room}} = \frac{\dot{Q}_H}{T_H} = \frac{1}{T_H - T_L} \dot{W} = \frac{1}{78 - 60} (1) = 0.0555 \frac{\text{kW}}{\text{R}} = 0.053 \frac{\text{Btu}}{\text{s R}}$$

$$\dot{S}_{\text{from amb}} = \frac{\dot{Q}_L}{T_L} = \frac{\dot{Q}_H}{T_H} = 0.0555 \frac{\text{kW}}{\text{R}} = 0.053 \frac{\text{Btu}}{\text{s R}}$$

Since the process was assumed reversible the two fluxes are the same.

8.179E

A farmer runs a heat pump using 2.5 hp of power input. It keeps a chicken hatchery at a constant 86 F while the room loses 20 Btu/s to the colder outside ambient at 50 F. What is the rate of entropy generated in the heat pump? What is the rate of entropy generated in the heat loss process?

Solution:

C.V. Hatchery, steady state.

$$\text{Power: } \dot{W} = 2.5 \text{ hp} = 2.5 \cdot 2544.4 / 3600 = 1.767 \text{ Btu/s}$$

To have steady state at 30°C for the hatchery

$$\text{Energy Eq.: } 0 = \dot{Q}_H - \dot{Q}_{\text{Loss}} \quad \Rightarrow \quad \dot{Q}_H = \dot{Q}_{\text{Loss}} = 20 \text{ Btu/s}$$

C.V. Heat pump, steady state

$$\text{Energy eq.: } 0 = \dot{Q}_L + \dot{W} - \dot{Q}_H \quad \Rightarrow \quad \dot{Q}_L = \dot{Q}_H - \dot{W} = 18.233 \text{ Btu/s}$$

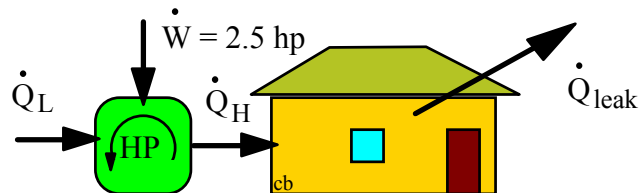
$$\text{Entropy Eq.: } 0 = \frac{\dot{Q}_L}{T_L} - \frac{\dot{Q}_H}{T_H} + \dot{S}_{\text{gen HP}}$$

$$\dot{S}_{\text{gen HP}} = \frac{\dot{Q}_H}{T_H} - \frac{\dot{Q}_L}{T_L} = \frac{20}{545.7} - \frac{18.233}{509.7} = \mathbf{0.000878 \frac{\text{Btu}}{\text{s R}}}$$

C.V. From hatchery at 86 F to the ambient 50 F. This is typically the walls and the outer thin boundary layer of air. Through this goes \dot{Q}_{Loss} .

$$\text{Entropy Eq.: } 0 = \frac{\dot{Q}_{\text{Loss}}}{T_H} - \frac{\dot{Q}_{\text{Loss}}}{T_{\text{amb}}} + \dot{S}_{\text{gen walls}}$$

$$\dot{S}_{\text{gen walls}} = \frac{\dot{Q}_{\text{Loss}}}{T_{\text{amb}}} - \frac{\dot{Q}_{\text{Loss}}}{T_H} = \frac{20}{509.7} - \frac{20}{545.7} = \mathbf{0.00259 \frac{\text{Btu}}{\text{s R}}}$$



Review Problems

8.180E

A cylinder/piston contains 5 lbm of water at 80 lbf/in.², 1000 F. The piston has cross-sectional area of 1 ft² and is restrained by a linear spring with spring constant 60 lbf/in. The setup is allowed to cool down to room temperature due to heat transfer to the room at 70 F. Calculate the total (water and surroundings) change in entropy for the process.

$$\text{State 1: Table F.7.2 } v_1 = 10.831 \text{ ft}^3/\text{lbm}, \quad u_1 = 1372.3 \text{ btu/lbm}, \\ s_1 = 1.9453 \text{ Btu/lbm R}$$

State 2: T_2 & on line in P-v diagram.

$$P = P_1 + (k_s/A_{\text{cyl}}^2)(V - V_1)$$

Assume state 2 is two-phase,

$$\Rightarrow P_2 = P_{\text{sat}}(T_2) = 0.3632 \text{ lbf/in}^2$$

$$v_2 = v_1 + (P_2 - P_1)A_{\text{cyl}}^2/mk_s = 10.831 + (0.3632 - 80)1 \times 12/5 \times 60 \\ = 7.6455 \text{ ft}^3/\text{lbm} = v_f + x_2 v_{fg} = 0.01605 + x_2 867.579$$

$$x_2 = 0.008793, \quad u_2 = 38.1 + 0.008793 \times 995.64 = 46.85 \text{ btu/lbm},$$

$$s_2 = 0.0746 + 0.008793 \times 1.9896 = 0.0921 \text{ Btu/lbm R}$$

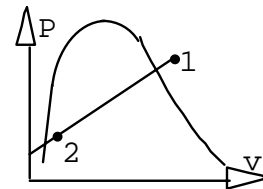
$${}_1W_2 = \frac{1}{2}(P_1 + P_2)m(v_2 - v_1)$$

$$= \frac{5}{2}(80 + 0.3632)(7.6455 - 10.831) \frac{144}{778} = -118.46 \text{ Btu}$$

$${}_1Q_2 = m(u_2 - u_1) + {}_1W_2 = 5(46.85 - 1372.3) - 118.46 = -6746 \text{ Btu}$$

$$\Delta S_{\text{tot}} = S_{\text{gen tot}} = m(s_2 - s_1) - {}_1Q_2/T_{\text{room}}$$

$$= 5(0.0921 - 1.9453) + 6746/529.67 = \mathbf{3.47 \text{ Btu/R}}$$



8.181E

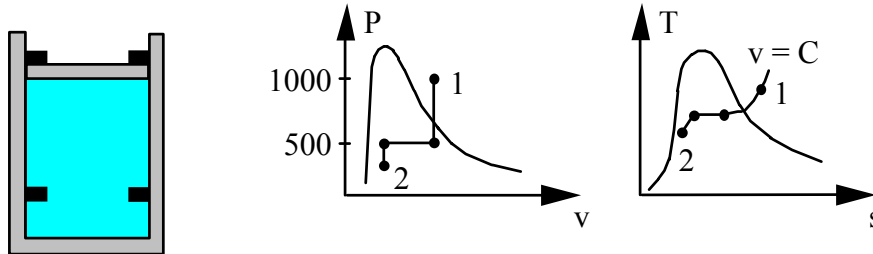
Water in a piston/cylinder is at 150 lbf/in.², 900 F, as shown in Fig. P8.130. There are two stops, a lower one at which $V_{\min} = 35 \text{ ft}^3$ and an upper one at $V_{\max} = 105 \text{ ft}^3$. The piston is loaded with a mass and outside atmosphere such that it floats when the pressure is 75 lbf/in.². This setup is now cooled to 210 F by rejecting heat to the surroundings at 70 F. Find the total entropy generated in the process.

C.V. Water.

State 1: Table F.7.2 $v_1 = 5.3529 \text{ ft}^3/\text{lbm}$, $u_1 = 1330.2 \text{ btu/lbm}$,

$$s_1 = 1.8381 \text{ Btu/lbm}$$

$$m = V/v_1 = 105/5.353 = 19.615 \text{ lbm}$$



State 2: 210 F and on line in P-v diagram.

Notice the following: $v_g(P_{\text{float}}) = 5.818 \text{ ft}^3/\text{lbm}$, $v_{\text{bot}} = V_{\min}/m = 1.7843$

$$T_{\text{sat}}(P_{\text{float}}) = 307.6 \text{ F}, \quad T_2 < T_{\text{sat}}(P_{\text{float}}) \Rightarrow V_2 = V_{\min}$$

State 2: 210 F, $v_2 = v_{\text{bot}} \Rightarrow x_2 = (1.7843 - 0.0167)/27.796 = 0.06359$

$$u_2 = 178.1 + 0.06359 \times 898.9 = 235.26 \text{ btu/lbm},$$

$$s_2 = 0.3091 + 0.06359 \times 1.4507 = 0.4014 \text{ btu/lbm R}$$

$${}_1W_2 = \int P dV = P_{\text{float}}(V_2 - V_1) = 75(35 - 105) \frac{144}{778} = -971.72 \text{ Btu}$$

$${}_1Q_2 = m(u_2 - u_1) + {}_1W_2 = 19.615(235.26 - 1330.2) - 971.72 = -22449 \text{ Btu}$$

Take C.V. total out to where we have 70 F:

$$m(s_2 - s_1) = {}_1Q_2/T_0 + S_{\text{gen}} \Rightarrow$$

$$S_{\text{gen}} = m(s_2 - s_1) - {}_1Q_2/T_0 = 19.615(0.4014 - 1.8381) + \frac{22449}{529.67}$$

$$= \mathbf{14.20 \text{ Btu/R}} \quad (= \Delta S_{\text{water}} + \Delta S_{\text{sur}})$$

8.182E

A cylinder with a linear spring-loaded piston contains carbon dioxide gas at 300 lbf/in.² with a volume of 2 ft³. The device is of aluminum and has a mass of 8 lbm. Everything (Al and gas) is initially at 400 F. By heat transfer the whole system cools to the ambient temperature of 77 F, at which point the gas pressure is 220 lbf/in.². Find the total entropy generation for the process.

Solution:

$$\text{CO}_2: \quad m = P_1 V_1 / RT_1 = 300 \times 2 \times 144 / (35.10 \times 860) = 2.862 \text{ lbm}$$

$$V_2 = V_1 (P_1 / P_2) (T_2 / T_1) = 2(300/220)(537/860) = 1.703 \text{ ft}^3$$

$$\begin{aligned} {}_1W_2 \text{ CO}_2 &= \int P dV = 0.5(P_1 + P_2) (V_2 - V_1) \\ &= [(300 + 220)/2] (1.703 - 2) \frac{144}{778} = -14.29 \text{ Btu} \end{aligned}$$

$${}_1Q_2 \text{ CO}_2 = mC_{V0}(T_2 - T_1) + {}_1W_2 = 0.156 \times 2.862(77 - 400) - 14.29 = -158.5 \text{ Btu}$$

$${}_1Q_2 \text{ Al} = mC(T_2 - T_1) = 8 \times 0.21(77 - 400) = -542.6 \text{ Btu}$$

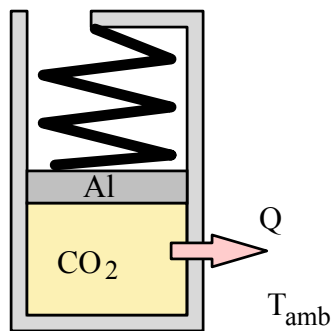
System: CO₂ + Al

$${}_1Q_2 = -542.6 - 158.5 = -701.14 \text{ Btu}$$

$$\begin{aligned} \Delta S_{\text{SYST}} &= m_{\text{CO}_2}(s_2 - s_1)_{\text{CO}_2} + m_{\text{AL}}(s_2 - s_1)_{\text{AL}} \\ &= 2.862[0.201 \ln(537/860) - (35.10/778) \ln(220/300)] \\ &\quad + 8 \times 0.21 \ln(537/860) = -0.23086 - 0.79117 = -1.022 \text{ Btu/R} \end{aligned}$$

$$\Delta S_{\text{SURR}} = -({}_1Q_2/T_0) = + \frac{701.14}{537} = 1.3057 \text{ Btu/R}$$

$$\Delta S_{\text{NET}} = 1.3057 - 1.022 = +\mathbf{0.2837 \text{ Btu/R}}$$



**SOLUTION MANUAL
SI UNIT PROBLEMS
CHAPTER 9**

SONNTAG • BORGNAKKE • VAN WYLEN



FUNDAMENTALS
of
Thermodynamics
Sixth Edition

CONTENT

SUBSECTION	PROB NO.
Correspondence table	
Concept-Study Guide Problems	1-20
Steady State Reversible Processes Single Flow	21-36
Steady State Processes Multiple Devices and Cycles	37-46
Steady State Irreversible Processes	47-62
Transient Processes	63-75
Reversible Shaft Work, Bernoulli Equation	76-94
Device efficiency	95-116
Review Problems	117-133
Problems resolved with P_r and v_r from Table A.7.2:	
	28, 32, 34, 69, 89, 127

Correspondance Table

CHAPTER 9 6th edition

The correspondence between the new problem set and the previous 5th edition chapter 9 problem sets.

New	5th	New	5th	New	5th
21	new	59	18	97	52
22	1	60	23	98	53
23	new	61	new	99	new
24	2	62	new	100	new
25	new	63	new	101	55
26	3	64	new	102	57 mod
27	10	65	26	103	54
28	new	66	30	104	new
29	4	67	new	105	61
30	14	68	new	106	63
31	new	69	31 mod	107	78
32	new	70	new	108	56
33	new	71	33	109	58
34	21	72	new	110	74
35	new	73	27	111	75
36	15	74	29	112	new
37	5	75	new	113	60
38	6	76	40	114	65
39	16	77	38	115	new
40	new	78	41	116	67
41	20	79	39	117	9
42	22 mod	80	42	118	11
43	24	81	new	119	28
44	70 mod	82	43	120	82a
45	73 mod	83	44	121	25
46	80 mod	84	46	122	36
47	8	85	48	123	37
48	17	86	45	124	78
49	new	87	new	125	80
50	new	88	new	126	84
51	new	89	new	127	89
52	12	90	47	128	90
53	new	91	new	129	32
54	50	92	new	130	34 mod
55	new	93	new	131	35
56	19	94	new	132	49
57	13	95	new	133	62
58	new	96	51		

Concept-Study Guide Problems

9.1

In a steady state single flow s is either constant or it increases. Is that true?

Solution:

No.

$$\text{Steady state single flow: } s_e = s_i + \int_i^e \frac{dq}{T} + s_{\text{gen}}$$

Entropy can only go up or stay constant due to s_{gen} , but it can go up or down due to the heat transfer which can be positive or negative. So if the heat transfer is large enough it can overpower any entropy generation and drive s up or down.

9.2

Which process will make the previous statement true?

Solution:

If the process is said to be adiabatic then:

$$\text{Steady state adiabatic single flow: } s_e = s_i + s_{\text{gen}} \geq s_i$$

9.3

A reversible adiabatic flow of liquid water in a pump has increasing P . How about T ?

Solution:

$$\text{Steady state single flow: } s_e = s_i + \int_i^e \frac{dq}{T} + s_{\text{gen}} = s_i + 0 + 0$$

Adiabatic ($dq = 0$) means integral vanishes and reversible means $s_{\text{gen}} = 0$, so s is constant. Properties for liquid (incompressible) gives Eq.8.19

$$ds = \frac{C}{T} dT$$

then constant s gives constant T .

9.4

A reversible adiabatic flow of air in a compressor has increasing P. How about T?

Solution:

$$\text{Steady state single flow: } s_e = s_i + \int_i^e \frac{dq}{T} + s_{\text{gen}} = s_i + 0 + 0$$

so s is constant. Properties for an ideal gas gives Eq.8.23 and for constant specific heat we get Eq.8.29. A higher P means a higher T, which is also the case for a variable specific heat, recall Eq.8.28 for the standard entropy.

9.5

An irreversible adiabatic flow of liquid water in a pump has higher P. How about T?

Solution:

$$\text{Steady state single flow: } s_e = s_i + \int_i^e \frac{dq}{T} + s_{\text{gen}} = s_i + 0 + s_{\text{gen}}$$

so s is increasing. Properties for liquid (incompressible) gives Eq.8.19 where an increase in s gives an increase in T.

9.6

A compressor receives R-134a at -10°C , 200 kPa with an exit of 1200 kPa, 50°C . What can you say about the process?

Solution:

Properties for R-134a are found in Table B.5

$$\text{Inlet state: } s_i = 1.7328 \text{ kJ/kg K}$$

$$\text{Exit state: } s_e = 1.7237 \text{ kJ/kg K}$$

$$\text{Steady state single flow: } s_e = s_i + \int_i^e \frac{dq}{T} + s_{\text{gen}}$$

Since s decreases slightly and the generation term can only be positive, it must be that the heat transfer is negative (out) so the integral gives a contribution that is smaller than $-s_{\text{gen}}$.

9.7

An air compressor has a significant heat transfer out. See Example 9.4 for how high T becomes if no heat transfer. Is that good or should it be insulated?

Solution:

A lower T at a given pressure P means the specific volume is smaller,

$$\text{Ideal gas: } Pv = RT ;$$

$$\text{Shaft work: } w = -\int v dP$$

This gives a smaller work input which is good.

9.8

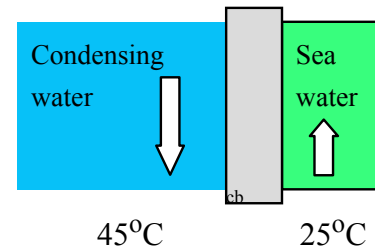
A large condenser in a steam power plant dumps 15 MW at 45°C with an ambient at 25°C. What is the entropy generation rate?

Solution:

This process transfers heat over a finite temperature difference between the water inside the condenser and the outside ambient (cooling water from the sea, lake or river or atmospheric air)

C.V. The wall that separates the inside 45°C water from the ambient at 25°C.

Entropy Eq. 9.1 for steady state operation:



$$\frac{dS}{dt} = 0 = \sum \frac{\dot{Q}}{T} + \dot{S}_{\text{gen}} = \frac{\dot{Q}}{T_{45}} - \frac{\dot{Q}}{T_{25}} + \dot{S}_{\text{gen}}$$

$$\dot{S}_{\text{gen}} = \frac{15}{25 + 273} \frac{\text{MW}}{\text{K}} - \frac{15}{45 + 273} \frac{\text{MW}}{\text{K}} = 3.17 \frac{\text{kW}}{\text{K}}$$

9.9

Air at 1000 kPa, 300 K is throttled to 500 kPa. What is the specific entropy generation?

Solution:

C.V. Throttle, single flow, steady state. We neglect kinetic and potential energies and there are no heat transfer and shaft work terms.

Energy Eq. 6.13: $h_i = h_e \Rightarrow T_i = T_e$ (ideal gas)

Entropy Eq. 9.9: $s_e = s_i + \int_i^e \frac{dq}{T} + s_{\text{gen}} = s_i + s_{\text{gen}}$

Change in s Eq. 8.24: $s_e - s_i = \int_i^e C_p \frac{dT}{T} - R \ln \frac{P_e}{P_i} = -R \ln \frac{P_e}{P_i}$

$$s_{\text{gen}} = s_e - s_i = -0.287 \ln \left(\frac{500}{1000} \right) = 0.2 \frac{\text{kJ}}{\text{kg K}}$$

9.10

Friction in a pipe flow causes a slight pressure decrease and a slight temperature increase. How does that affect entropy?

Solution:

The friction converts flow work (P drops) into internal energy (T up if single phase). This is an irreversible process and s increases.

If liquid: Eq. 8.19: $ds = \frac{C}{T} dT$ so s follows T

If ideal gas Eq. 8.23: $ds = C_p \frac{dT}{T} - R \frac{dP}{P}$ (both terms increase)

9.11

A flow of water at some velocity out of a nozzle is used to wash a car. The water then falls to the ground. What happens to the water state in terms of \mathbf{V} , T and s?

let us follow the water flow. It starts out with kinetic and potential energy of some magnitude at a compressed liquid state P, T. As the water splashes onto the car it loses its kinetic energy (it turns in to internal energy so T goes up by a very small amount). As it drops to the ground it then loses all the potential energy which goes into internal energy. Both of these processes are irreversible so s goes up.

If the water has a temperature different from the ambient then there will also be some heat transfer to or from the water which will affect both T and s.

9.12

The shaft work in a pump to increase the pressure is small compared to the shaft work in an air compressor for the same pressure increase. Why?

The reversible work is given by Eq. 9.14 or 9.18 if no kinetic or potential energy changes

$$w = -\int v \, dP$$

The liquid has a very small value for v compared to a large value for a gas.

9.13

If the pressure in a flow is constant, can you have shaft work?

The reversible work is given by Eq.9.14

$$w = -\int v \, dP + (\mathbf{V}_i^2 - \mathbf{V}_e^2) + g (Z_i - Z_e)$$

For a constant pressure the first term drops out but the other two remains. Kinetic energy changes can give work out (windmill) and potential energy changes can give work out (a dam).

9.14

A pump has a 2 kW motor. How much liquid water at 15°C can I pump to 250 kPa from 100 kPa?

Incompressible flow (liquid water) and we assume reversible. Then the shaftwork is from Eq.9.18

$$\begin{aligned} w &= -\int v \, dP = -v \, \Delta P = -0.001 \, \text{m}^3/\text{kg} (250 - 100) \, \text{kPa} \\ &= -0.15 \, \text{kJ/kg} \end{aligned}$$

$$\dot{m} = \frac{\dot{W}}{-w} = \frac{2}{0.15} = \mathbf{13.3 \, \text{kg/s}}$$

9.15

Liquid water is sprayed into the hot gases before they enter the turbine section of a large gasturbine power plant. It is claimed that the larger mass flow rate produces more work. Is that the reason?

No. More mass through the turbine does give more work, but the added mass is only a few percent. As the liquid vaporises the specific volume increases dramatically which gives a much larger volume flow through the turbine and that gives more work output.

$$\dot{W} = \dot{m}w = -\dot{m} \int v \, dP = -\int \dot{m}v \, dP = -\int \dot{V} \, dP$$

This should be seen relative to the small work required to bring the liquid water up to the higher turbine inlet pressure from the source of water (presumably atmospheric pressure).

9.16

A polytropic flow process with $n = 0$ might be which device?

As the polytropic process is $Pv^n = C$, then $n = 0$ is a constant pressure process. This can be a pipe flow, a heat exchanger flow (heater or cooler) or a boiler.

9.17

A steam turbine inlet is at 1200 kPa, 500°C. The exit is at 200 kPa. What is the lowest possible exit temperature? Which efficiency does that correspond to?

We would expect the lowest possible exit temperature when the maximum amount of work is taken out. This happens in a reversible process so if we assume it is adiabatic this becomes an isentropic process.

$$\text{Exit: } 200 \text{ kPa, } s = s_{\text{in}} = 7.6758 \text{ kJ/kg K} \Rightarrow \mathbf{T = 241.9^\circ\text{C}}$$

The efficiency from Eq.9.27 measures the turbine relative to an isentropic turbine, so the **efficiency** will be **100%**.

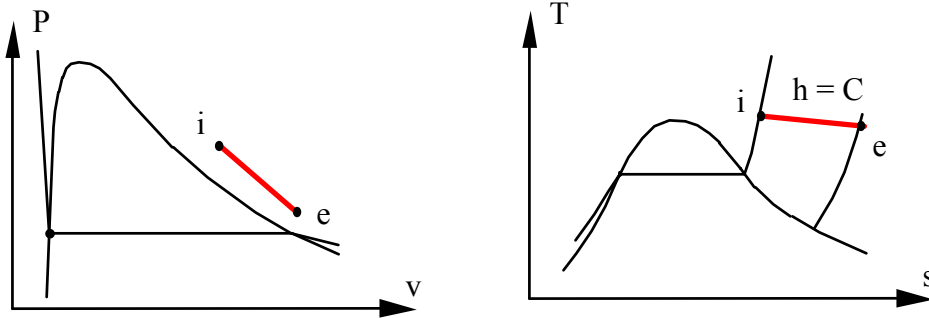
9.18

A steam turbine inlet is at 1200 kPa, 500°C. The exit is at 200 kPa. What is the highest possible exit temperature? Which efficiency does that correspond to?

The highest possible exit temperature would be if we did not get any work out, i.e. the turbine broke down. Now we have a throttle process with constant h assuming we do not have a significant exit velocity.

$$\text{Exit: } 200 \text{ kPa, } h = h_{\text{in}} = 3476.28 \text{ kJ/kg} \Rightarrow \mathbf{T = 495^\circ\text{C}}$$

$$\text{Efficiency: } \eta = \frac{w}{w_s} = \mathbf{0}$$



Remark: Since process is irreversible there is no area under curve in T-s diagram that correspond to a q , nor is there any area in the P-v diagram corresponding to a shaft work.

9.19

A steam turbine inlet is at 1200 kPa, 500°C. The exit is at 200 kPa, 275°C. What is the isentropic efficiency?

$$\text{Inlet: } h_{\text{in}} = 3476.28 \text{ kJ/kg, } s_{\text{in}} = 7.6758 \text{ kJ/kg K}$$

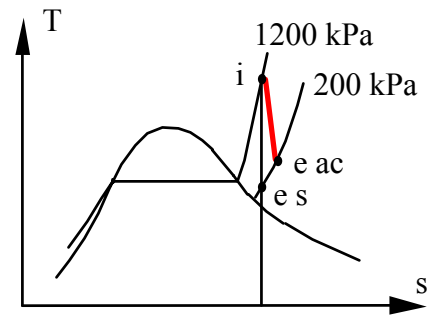
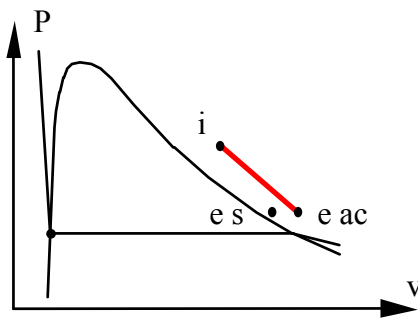
$$\text{Exit: } h_{\text{ex}} = 3021.4 \text{ kJ/kg, } s_{\text{ex}} = 7.8006 \text{ kJ/kg K}$$

$$\text{Ideal Exit: } 200 \text{ kPa, } s = s_{\text{in}} = 7.6758 \text{ kJ/kg K} \Rightarrow h_s = 2954.7 \text{ kJ/kg}$$

$$w_{\text{ac}} = h_{\text{in}} - h_{\text{ex}} = 3476.28 - 3021.4 = 454.9 \text{ kJ/kg}$$

$$w_s = h_{\text{in}} - h_s = 3476.28 - 2954.7 = 521.6 \text{ kJ/kg}$$

$$\eta = \frac{w_{\text{ac}}}{w_s} = \frac{454.9}{521.6} = \mathbf{0.872}$$


9.20

The exit velocity of a nozzle is 500 m/s. If $\eta_{\text{nozzle}} = 0.88$ what is the ideal exit velocity?

The nozzle efficiency is given by Eq. 9.30 and since we have the actual exit velocity we get

$$V_{e s}^2 = V_{a c}^2 / \eta_{\text{nozzle}} \Rightarrow$$

$$V_{e s} = V_{a c} / \sqrt{\eta_{\text{nozzle}}} = 500 / \sqrt{0.88} = \mathbf{533 \text{ m/s}}$$

Steady state reversible processes single flow

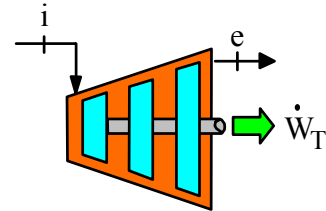
9.21

A first stage in a turbine receives steam at 10 MPa, 800°C with an exit pressure of 800 kPa. Assume the stage is adiabatic and neglect kinetic energies. Find the exit temperature and the specific work.

Solution:

C.V. Stage 1 of turbine.

The stage is adiabatic so $q = 0$ and we will assume reversible so $s_{gen} = 0$



Energy Eq.6.13: $w_T = h_i - h_e$

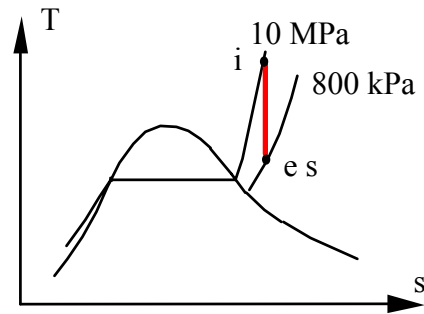
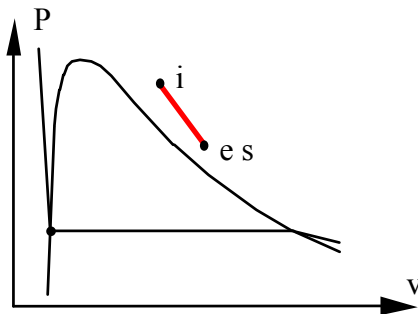
Entropy Eq.9.8: $s_e = s_i + \int dq/T + s_{gen} = s_i + 0 + 0$

Inlet state: B.1.3: $h_i = 4114.9$ kJ/kg, $s_i = 7.4077$ kJ/kg K

Exit state: 800 kPa, $s = s_i$

Table B.1.3 \Rightarrow $T \cong 349.7^\circ\text{C}$, $h_e = 3161$ kJ/kg

$w_T = 4114.9 - 3161 = 953.9$ kJ/kg



9.22

Steam enters a turbine at 3 MPa, 450°C, expands in a reversible adiabatic process and exhausts at 10 kPa. Changes in kinetic and potential energies between the inlet and the exit of the turbine are small. The power output of the turbine is 800 kW. What is the mass flow rate of steam through the turbine?

Solution:

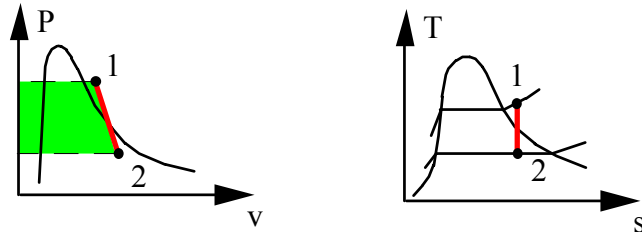
C.V. Turbine, Steady single inlet and exit flows. Adiabatic: $\dot{Q} = 0$.

Continuity Eq.6.11: $\dot{m}_i = \dot{m}_e = \dot{m}$,

Energy Eq.6.12: $\dot{m}h_i = \dot{m}h_e + \dot{W}_T$,

Entropy Eq.9.8: $\dot{m}s_i + \theta = \dot{m}s_e$ (Reversible $\dot{S}_{gen} = 0$)

Explanation for the work term is in Sect. 9.3, Eq.9.18



Inlet state: Table B.1.3 $h_i = 3344$ kJ/kg, $s_i = 7.0833$ kJ/kg K

Exit state: P_e , $s_e = s_i \Rightarrow$ Table B.1.2 saturated as $s_e < s_g$

$$x_e = (7.0833 - 0.6492)/7.501 = 0.8578,$$

$$h_e = 191.81 + 0.8578 \times 2392.82 = 2244.4$$
 kJ/kg

$$\dot{m} = \dot{W}_T/w_T = \dot{W}_T/(h_i - h_e) = 800/(3344 - 2244.4) = \mathbf{0.728}$$
 kg/s

9.23

A reversible adiabatic compressor receives 0.05 kg/s saturated vapor R-22 at 200 kPa and has an exit pressure of 800 kPa. Neglect kinetic energies and find the exit temperature and the minimum power needed to drive the unit.

Solution:

C.V. Compressor, Steady single inlet and exit flows. Adiabatic: $\dot{Q} = 0$.

Continuity Eq.6.11: $\dot{m}_i = \dot{m}_e = \dot{m}$,

Energy Eq.6.12: $\dot{m}h_i = \dot{m}h_e + \dot{W}_C$,

Entropy Eq.9.8: $\dot{m}s_i + \dot{\theta} = \dot{m}s_e$ (Reversible $\dot{S}_{gen} = 0$)

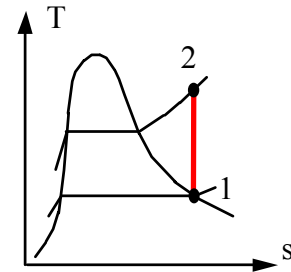
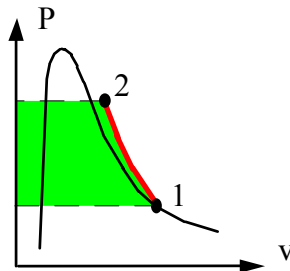
Inlet state: B 4.2.: $h_i = 239.87$ kJ/kg, $s_i = 0.9688$ kJ/kg K

Exit state: P_e , $s_e = s_i \Rightarrow$ Table B.4.2 $h_e = 274.24$ kJ/kg, $T_e \cong 40^\circ\text{C}$

$$-w_c = h_e - h_i = 274.24 - 239.87 = 34.37 \text{ kJ/kg}$$

$$-\dot{W}_c = \text{Power In} = -w_c \dot{m} = 34.37 \times 0.05 = \mathbf{1.72 \text{ kW}}$$

Explanation for the work term is in Sect. 9.3, Eq.9.18



9.24

In a heat pump that uses R-134a as the working fluid, the R-134a enters the compressor at 150 kPa, -10°C at a rate of 0.1 kg/s. In the compressor the R-134a is compressed in an adiabatic process to 1 MPa. Calculate the power input required to the compressor, assuming the process to be reversible.

Solution:

C.V. Compressor, Steady single inlet and exit flows. Adiabatic: $\dot{Q} = 0$.

Continuity Eq.6.11: $\dot{m}_1 = \dot{m}_2 = \dot{m}$,

Energy Eq.6.12: $\dot{m}h_1 = \dot{m}h_2 + \dot{W}_C$,

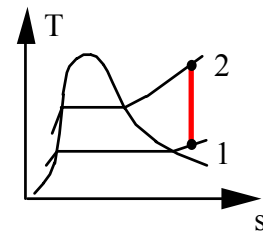
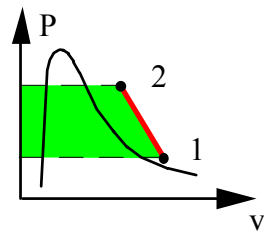
Entropy Eq.9.8: $\dot{m}s_1 + 0 = \dot{m}s_2$ (Reversible $\dot{S}_{\text{gen}} = 0$)

Inlet state: Table B.5.2 $h_1 = 393.84$ kJ/kg, $s_1 = 1.7606$ kJ/kg K

Exit state: $P_2 = 1$ MPa & $s_2 = s_1 \Rightarrow h_2 = 434.9$ kJ/kg

$$\dot{W}_c = \dot{m}w_c = \dot{m}(h_1 - h_2) = 0.1 \times (393.84 - 434.9) = \mathbf{-4.1 \text{ kW}}$$

Explanation for the work term is in Sect. 9.3 Eq.9.18



9.25

A boiler section boils 3 kg/s saturated liquid water at 2000 kPa to saturated vapor in a reversible constant pressure process. Assume you do not know that there is no work. Prove that there is no shaftwork using the first and second laws of thermodynamics.

Solution:

C.V. Boiler. Steady, single inlet and single exit flows.

Energy Eq.6.13: $h_i + q = w + h_e$;

Entropy Eq.9.8: $s_i + q/T = s_e$

States: Table B.1.2, $T = T_{\text{sat}} = 212.42^\circ\text{C} = 485.57 \text{ K}$

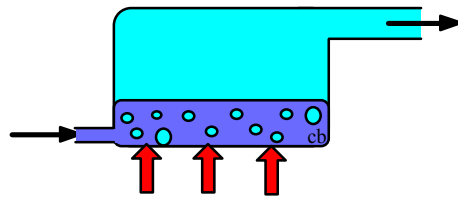
$$h_i = h_f = 908.77 \text{ kJ/kg}, \quad s_i = 2.4473 \text{ kJ/kg K}$$

$$h_e = h_g = 2799.51 \text{ kJ/kg}, \quad s_e = 6.3408 \text{ kJ/kg K}$$

$$q = T(s_e - s_i) = 485.57(6.3408 - 2.4473) = \mathbf{1890.6 \text{ kJ/kg}}$$

$$w = h_i + q - h_e = 908.77 + 1890.6 - 2799.51 = \mathbf{-0.1 \text{ kJ/kg}}$$

It should be zero (non-zero due to round off in values of s , h and T_{sat}).



Often it is a long pipe
and not a chamber

9.26

Consider the design of a nozzle in which nitrogen gas flowing in a pipe at 500 kPa, 200°C, and at a velocity of 10 m/s, is to be expanded to produce a velocity of 300 m/s. Determine the exit pressure and cross-sectional area of the nozzle if the mass flow rate is 0.15 kg/s, and the expansion is reversible and adiabatic.

Solution:

C.V. Nozzle. Steady flow, no work out and no heat transfer.

$$\text{Energy Eq.6.13: } h_i + \mathbf{V}_i^2/2 = h_e + \mathbf{V}_e^2/2$$

$$\text{Entropy Eq.9.8: } s_i + \int dq/T + s_{\text{gen}} = s_i + 0 + 0 = s_e$$

Properties Ideal gas Table A.5:

$$C_{P0} = 1.042 \frac{\text{kJ}}{\text{kg K}}, \quad R = 0.2968 \frac{\text{kJ}}{\text{kg K}}, \quad k = 1.40$$

$$h_e - h_i = C_{P0}(T_e - T_i) = 1.042(T_e - 473.2) = (10^2 - 300^2)/(2 \times 1000)$$

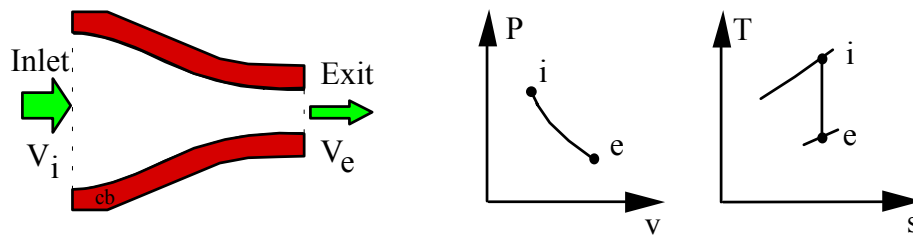
$$\text{Solving for exit T: } T_e = 430 \text{ K,}$$

Process: $s_i = s_e \Rightarrow$ For ideal gas expressed in Eq.8.32

$$P_e = P_i(T_e/T_i)^{k/(k-1)} = 500 \left(\frac{430}{473.2} \right)^{3.5} = \mathbf{357.6 \text{ kPa}}$$

$$v_e = RT_e/P_e = (0.2968 \times 430)/357.6 = 0.35689 \text{ m}^3/\text{kg}$$

$$A_e = \dot{m}v_e/V_e = \frac{0.15 \times 0.35689}{300} = \mathbf{1.78 \times 10^{-4} \text{ m}^2}$$



9.27

Atmospheric air at -45°C , 60 kPa enters the front diffuser of a jet engine with a velocity of 900 km/h and frontal area of 1 m^2 . After the adiabatic diffuser the velocity is 20 m/s. Find the diffuser exit temperature and the maximum pressure possible.

Solution:

C.V. Diffuser, Steady single inlet and exit flow, no work or heat transfer.

$$\text{Energy Eq.6.13: } h_i + V_i^2/2 = h_e + V_e^2/2, \quad \text{and} \quad h_e - h_i = C_p(T_e - T_i)$$

$$\text{Entropy Eq.9.8: } s_i + \int dq/T + s_{\text{gen}} = s_i + 0 + 0 = s_e \quad (\text{Reversible, adiabatic})$$

Heat capacity and ratio of specific heats from Table A.5: $C_{P0} = 1.004 \frac{\text{kJ}}{\text{kg K}}$,

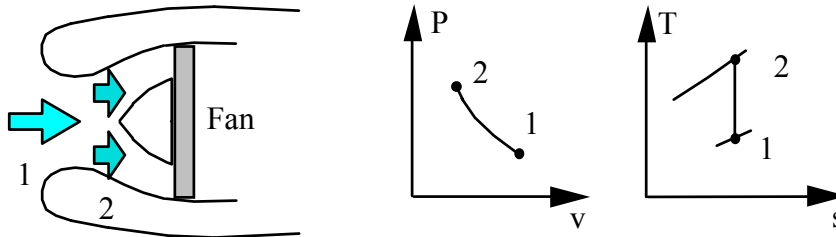
$k = 1.4$, the energy equation then gives:

$$1.004 [T_e - (-45)] = 0.5 [(900 \times 1000 / 3600)^2 - 20^2] / 1000 = 31.05 \text{ kJ/kg}$$

$$\Rightarrow T_e = -14.05^\circ\text{C} = \mathbf{259.1 \text{ K}}$$

Constant s for an ideal gas is expressed in Eq.8.32:

$$P_e = P_i (T_e/T_i)^{\frac{k}{k-1}} = 60 (259.1/228.1)^{3.5} = \mathbf{93.6 \text{ kPa}}$$



9.28

A compressor receives air at 290 K, 100 kPa and a shaft work of 5.5 kW from a gasoline engine. It should deliver a mass flow rate of 0.01 kg/s air to a pipeline. Find the maximum possible exit pressure of the compressor.

Solution:

C.V. Compressor, Steady single inlet and exit flows. Adiabatic: $\dot{Q} = 0$.

Continuity Eq.6.11: $\dot{m}_i = \dot{m}_e = \dot{m}$,

Energy Eq.6.12: $\dot{m}h_i = \dot{m}h_e + \dot{W}_C$,

Entropy Eq.9.8: $\dot{m}s_i + \dot{S}_{gen} = \dot{m}s_e$ (Reversible $\dot{S}_{gen} = 0$)

$$\dot{W}_C = \dot{m}w_c \Rightarrow -w_c = -\dot{W}/\dot{m} = 5.5/0.01 = 550 \text{ kJ/kg}$$

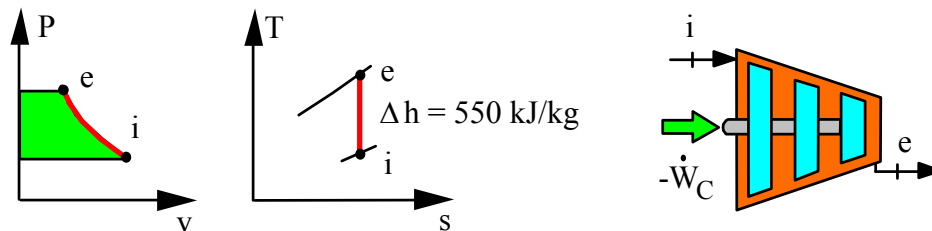
Use constant specific heat from Table A.5, $C_{p0} = 1.004$, $k = 1.4$

$$h_e = h_i + 550 \Rightarrow T_e = T_i + 550/1.004$$

$$T_e = 290 + 550/1.004 = 837.81 \text{ K}$$

$$s_i = s_e \Rightarrow P_e = P_i (T_e/T_i)^{\frac{k}{k-1}} \quad \text{Eq.8.32}$$

$$P_e = 100 \times (837.81/290)^{3.5} = \mathbf{4098 \text{ kPa}}$$



9.29

A compressor is surrounded by cold R-134a so it works as an isothermal compressor. The inlet state is 0°C , 100 kPa and the exit state is saturated vapor. Find the specific heat transfer and specific work.

Solution:

C.V. Compressor. Steady, single inlet and single exit flows.

$$\text{Energy Eq.6.13: } h_i + q = w + h_e;$$

$$\text{Entropy Eq.9.8: } s_i + q/T = s_e$$

$$\text{Inlet state: Table B.5.2, } h_i = 403.4 \text{ kJ/kg, } s_i = 1.8281 \text{ kJ/kg K}$$

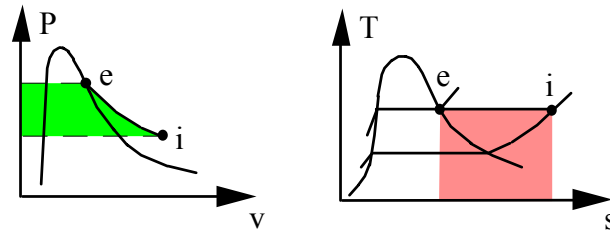
$$\text{Exit state: Table B.5.1, } h_e = 398.36 \text{ kJ/kg, } s_e = 1.7262 \text{ kJ/kg K}$$

$$q = T(s_e - s_i) = 273.15(1.7262 - 1.8281) = -27.83 \text{ kJ/kg}$$

$$w = 403.4 + (-27.83) - 398.36 = -22.8 \text{ kJ/kg}$$

Explanation for the work term is in Sect. 9.3

Eqs. 9.16 and 9.18



9.30

A diffuser is a steady-state device in which a fluid flowing at high velocity is decelerated such that the pressure increases in the process. Air at 120 kPa, 30°C enters a diffuser with velocity 200 m/s and exits with a velocity of 20 m/s. Assuming the process is reversible and adiabatic what are the exit pressure and temperature of the air?

Solution:

C.V. Diffuser, Steady single inlet and exit flow, no work or heat transfer.

$$\text{Energy Eq.6.13: } h_i + \mathbf{V}_i^2/2 = h_e + \mathbf{V}_e^2/2, \quad \Rightarrow \quad h_e - h_i = C_{P0}(T_e - T_i)$$

$$\text{Entropy Eq.9.8: } s_i + \int dq/T + s_{\text{gen}} = s_i + 0 + 0 = s_e \quad (\text{Reversible, adiabatic})$$

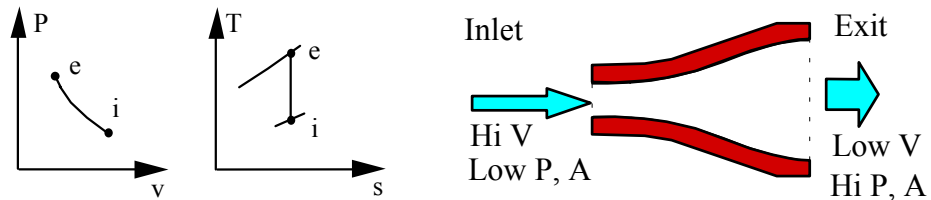
Use constant specific heat from Table A.5, $C_{P0} = 1.004 \frac{\text{kJ}}{\text{kg K}}$, $k = 1.4$

Energy equation then gives:

$$C_{P0}(T_e - T_i) = 1.004(T_e - 303.2) = (200^2 - 20^2)/(2 \times 1000) \quad \Rightarrow \quad T_e = \mathbf{322.9 \text{ K}}$$

The isentropic process ($s_e = s_i$) gives Eq.8.32

$$P_e = P_i (T_e/T_i)^{\frac{k}{k-1}} = 120(322.9/303.2)^{3.5} = \mathbf{149.6 \text{ kPa}}$$



9.31

The exit nozzle in a jet engine receives air at 1200 K, 150 kPa with negligible kinetic energy. The exit pressure is 80 kPa and the process is reversible and adiabatic. Use constant heat capacity at 300 K to find the exit velocity.

Solution:

C.V. Nozzle, Steady single inlet and exit flow, no work or heat transfer.

$$\text{Energy Eq.6.13: } h_i = h_e + \mathbf{V}_e^2/2 \quad (Z_i = Z_e)$$

$$\text{Entropy Eq.9.8: } s_e = s_i + \int dq/T + s_{\text{gen}} = s_i + 0 + 0$$

Use constant specific heat from Table A.5, $C_{P0} = 1.004 \frac{\text{kJ}}{\text{kg K}}$, $k = 1.4$

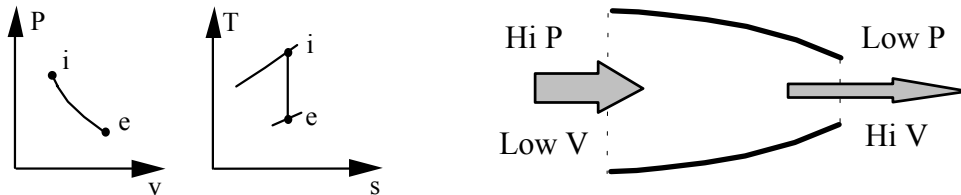
The isentropic process ($s_e = s_i$) gives Eq.8.32

$$\Rightarrow T_e = T_i \left(\frac{P_e}{P_i} \right)^{\frac{k-1}{k}} = 1200 \left(\frac{80}{150} \right)^{0.2857} = 1002.7 \text{ K}$$

The energy equation becomes

$$\mathbf{V}_e^2/2 = h_i - h_e \cong C_P(T_i - T_e)$$

$$\mathbf{V}_e = \sqrt{2 C_P(T_i - T_e)} = \sqrt{2 \times 1.004(1200 - 1002.7) \times 1000} = \mathbf{629.4 \text{ m/s}}$$



9.32

Do the previous problem using the air tables in A.7

The exit nozzle in a jet engine receives air at 1200 K, 150 kPa with negligible kinetic energy. The exit pressure is 80 kPa and the process is reversible and adiabatic. Use constant heat capacity at 300 K to find the exit velocity.

Solution:

C.V. Nozzle, Steady single inlet and exit flow, no work or heat transfer.

$$\text{Energy Eq.6.13: } h_i = h_e + V_e^2/2 \quad (Z_i = Z_e)$$

$$\text{Entropy Eq.9.8: } s_e = s_i + \int dq/T + s_{\text{gen}} = s_i + 0 + 0$$

$$\text{Process: } q = 0, \quad s_{\text{gen}} = 0 \quad \text{as used above leads to } s_e = s_i$$

$$\text{Inlet state: } h_i = 1277.8 \text{ kJ/kg}, \quad s_{Ti}^{\circ} = 8.3460 \text{ kJ/kg K}$$

The constant s is rewritten from Eq.8.28 as

$$s_{Te}^{\circ} = s_{Ti}^{\circ} + R \ln(P_e / P_i) = 8.3460 + 0.287 \ln(80/150) = 8.1656$$

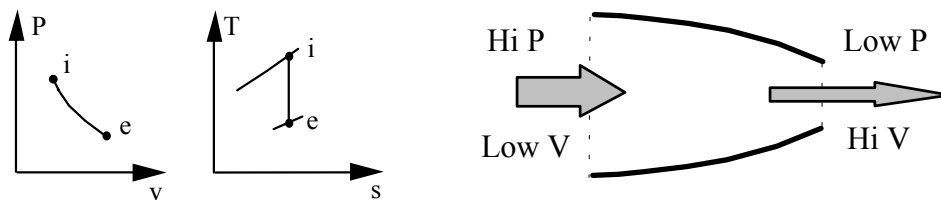
Interpolate in A.7 \Rightarrow

$$T_e = 1000 + 50 \frac{8.1656 - 8.1349}{8.1908 - 8.1349} = 1027.46 \text{ K}$$

$$h_e = 1046.2 + (1103.5 - 1046.3) \times \frac{8.1656 - 8.1349}{8.1908 - 8.1349} = 1077.7$$

From the energy equation we have $V_e^2/2 = h_i - h_e$, so then

$$V_e = \sqrt{2(h_i - h_e)} = \sqrt{2(1277.8 - 1077.7) \times 1000} = \mathbf{632.6 \text{ m/s}}$$



9.33

An expander receives 0.5 kg/s air at 2000 kPa, 300 K with an exit state of 400 kPa, 300 K. Assume the process is reversible and isothermal. Find the rates of heat transfer and work neglecting kinetic and potential energy changes.

Solution:

C.V. Expander, single steady flow.

$$\text{Energy Eq.:} \quad \dot{m}h_i + \dot{Q} = \dot{m}h_e + \dot{W}$$

$$\text{Entropy Eq.:} \quad \dot{m}s_i + \dot{Q}/T + \dot{m}s_{\text{gen}} = \dot{m}s_e$$

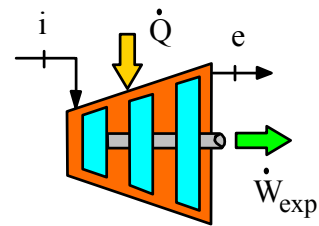
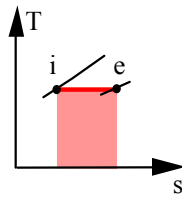
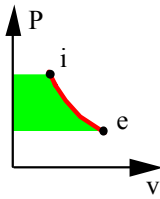
$$\text{Process:} \quad T \text{ is constant and } s_{\text{gen}} = 0$$

Ideal gas and isothermal gives a change in entropy by Eq. 8.24, so we can solve for the heat transfer

$$\begin{aligned} \dot{Q} &= T\dot{m}(s_e - s_i) = -\dot{m}RT \ln \frac{P_e}{P_i} \\ &= -0.5 \times 300 \times 0.287 \times \ln \frac{400}{2000} = \mathbf{69.3 \text{ kW}} \end{aligned}$$

From the energy equation we get

$$\dot{W} = \dot{m}(h_i - h_e) + \dot{Q} = \dot{Q} = \mathbf{69.3 \text{ kW}}$$

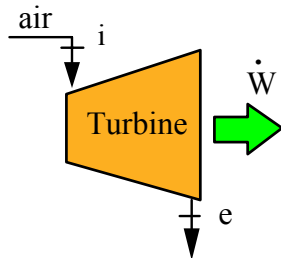


9.34

Air enters a turbine at 800 kPa, 1200 K, and expands in a reversible adiabatic process to 100 kPa. Calculate the exit temperature and the work output per kilogram of air, using

- The ideal gas tables, Table A.7
- Constant specific heat, value at 300 K from table A.5

Solution:



C.V. Air turbine.

Adiabatic: $q = 0$, reversible: $s_{\text{gen}} = 0$

Energy Eq.6.13: $w_T = h_i - h_e$,

Entropy Eq.9.8: $s_e = s_i$

- a) Table A.7: $h_i = 1277.8 \text{ kJ/kg}$, $s_{T_i}^0 = 8.34596 \text{ kJ/kg K}$

The constant s process is written from Eq.8.28 as

$$\Rightarrow s_{T_e}^0 = s_{T_i}^0 + R \ln\left(\frac{P_e}{P_i}\right) = 8.34596 + 0.287 \ln\left(\frac{100}{800}\right) = 7.7492 \text{ kJ/kg K}$$

Interpolate in A.7.1 $\Rightarrow T_e = \mathbf{706 \text{ K}}$, $h_e = 719.9 \text{ kJ/kg}$

$$w = h_i - h_e = \mathbf{557.9 \text{ kJ/kg}}$$

- b) Table A.5: $C_{P_0} = 1.004 \text{ kJ/kg K}$, $R = 0.287 \text{ kJ/kg K}$, $k = 1.4$, then from Eq.8.32

$$T_e = T_i (P_e/P_i)^{\frac{k-1}{k}} = 1200 \left(\frac{100}{800}\right)^{0.286} = \mathbf{662.1 \text{ K}}$$

$$w = C_{P_0}(T_i - T_e) = 1.004(1200 - 662.1) = \mathbf{539.8 \text{ kJ/kg}}$$

9.35

A flow of 2 kg/s saturated vapor R-22 at 500 kPa is heated at constant pressure to 60°C. The heat is supplied by a heat pump that receives heat from the ambient at 300 K and work input, shown in Fig. P9.35. Assume everything is reversible and find the rate of work input.

Solution:

C.V. Heat exchanger

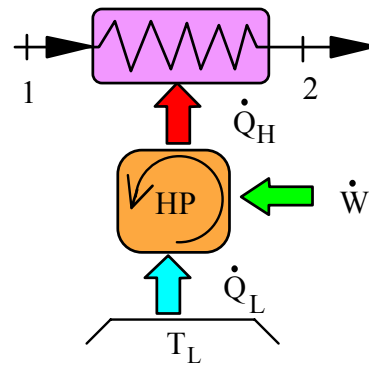
$$\text{Continuity Eq.: } \dot{m}_1 = \dot{m}_2 ;$$

$$\text{Energy Eq.: } \dot{m}_1 h_1 + \dot{Q}_H = \dot{m}_1 h_2$$

Table B.4.2:

$$h_1 = 250 \text{ kJ/kg}, \quad s_1 = 0.9267 \text{ kJ/kg K}$$

$$h_2 = 293.22 \text{ kJ/kg}, \quad s_2 = 1.0696 \text{ kJ/kg K}$$



Notice we can find \dot{Q}_H but the temperature T_H is not constant making it difficult to evaluate the COP of the heat pump.

C.V. Total setup and assume everything is reversible and steady state.

$$\text{Energy Eq.: } \dot{m}_1 h_1 + \dot{Q}_L + \dot{W} = \dot{m}_1 h_2$$

$$\text{Entropy Eq.: } \dot{m}_1 s_1 + \dot{Q}_L / T_L + 0 = \dot{m}_1 s_2 \quad (T_L \text{ is constant, } s_{\text{gen}} = 0)$$

$$\dot{Q}_L = \dot{m}_1 T_L [s_2 - s_1] = 2 \times 300 [1.0696 - 0.9267] = 85.74 \text{ kW}$$

$$\dot{W} = \dot{m}_1 [h_2 - h_1] - \dot{Q}_L = 2 (293.22 - 250) - 85.74 = \mathbf{0.7 \text{ kW}}$$

9.36

A reversible steady state device receives a flow of 1 kg/s air at 400 K, 450 kPa and the air leaves at 600 K, 100 kPa. Heat transfer of 800 kW is added from a 1000 K reservoir, 100 kW rejected at 350 K and some heat transfer takes place at 500 K. Find the heat transferred at 500 K and the rate of work produced.

Solution:

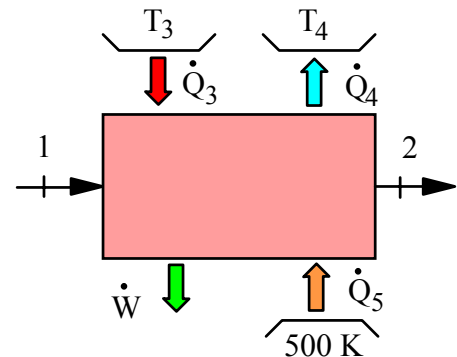
C.V. Device, single inlet and exit flows.

Energy equation, Eq.6.12:

$$\dot{m}h_1 + \dot{Q}_3 - \dot{Q}_4 + \dot{Q}_5 = \dot{m}h_2 + \dot{W}$$

Entropy equation with zero generation, Eq.9.8:

$$\dot{m}s_1 + \dot{Q}_3/T_3 - \dot{Q}_4/T_4 + \dot{Q}_5/T_5 = \dot{m}s_2$$



Solve for the unknown heat transfer using Table A.7.1 and Eq. 8.28 for change in s

$$\begin{aligned}\dot{Q}_5 &= T_5 [s_2 - s_1]\dot{m} + \frac{T_5}{T_4} \dot{Q}_4 - \frac{T_5}{T_3} \dot{Q}_3 \\ &= 500 \times 1 \left(7.5764 - 7.1593 - 0.287 \ln \frac{100}{450} \right) + \frac{500}{350} \times 100 - \frac{500}{1000} \times 800 \\ &= 424.4 + 142.8 - 400 = 167.2 \text{ kW}\end{aligned}$$

Now the work from the energy equation is

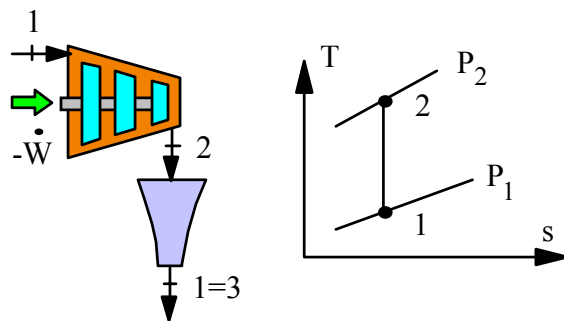
$$\dot{W} = 1 \times (401.3 - 607.3) + 800 - 100 + 167.2 = \mathbf{661.2 \text{ kW}}$$

Steady state processes multiple devices and cycles

9.37

Air at 100 kPa, 17°C is compressed to 400 kPa after which it is expanded through a nozzle back to the atmosphere. The compressor and the nozzle are both reversible and adiabatic and kinetic energy in and out of the compressor can be neglected. Find the compressor work and its exit temperature and find the nozzle exit velocity.

Solution:



Separate control volumes around compressor and nozzle. For ideal compressor we have inlet : 1 and exit : 2

Adiabatic : $q = 0$.
Reversible: $s_{\text{gen}} = 0$

$$\text{Energy Eq.6.13: } h_1 + 0 = w_C + h_2;$$

$$\text{Entropy Eq.9.8: } s_1 + 0/T + 0 = s_2$$

$$-w_C = h_2 - h_1, \quad s_2 = s_1$$

Properties Table A.5 air: $C_{p0} = 1.004 \text{ kJ/kg K}$, $R = 0.287 \text{ kJ/kg K}$, $k = 1.4$

Process gives constant s (isentropic) which with constant C_{p0} gives Eq.8.32

$$\Rightarrow T_2 = T_1 \left(\frac{P_2}{P_1} \right)^{\frac{k-1}{k}} = 290 \left(\frac{400}{100} \right)^{0.2857} = \mathbf{430.9 \text{ K}}$$

$$\Rightarrow -w_C = C_{p0}(T_2 - T_1) = 1.004 (430.9 - 290) = \mathbf{141.46 \text{ kJ/kg}}$$

The ideal nozzle then expands back down to P_1 (constant s) so state 3 equals state 1. The energy equation has no work but kinetic energy and gives:

$$\frac{1}{2}V^2 = h_2 - h_1 = -w_C = 141\,460 \text{ J/kg} \quad (\text{remember conversion to J})$$

$$\Rightarrow V_3 = \sqrt{2 \times 141460} = \mathbf{531.9 \text{ m/s}}$$

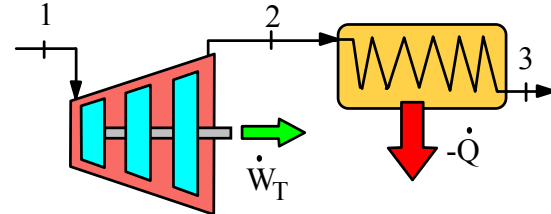
9.38

A small turbine delivers 150 kW and is supplied with steam at 700°C, 2 MPa. The exhaust passes through a heat exchanger where the pressure is 10 kPa and exits as saturated liquid. The turbine is reversible and adiabatic. Find the specific turbine work, and the heat transfer in the heat exchanger.

Solution:

Continuity Eq.6.11: Steady

$$\dot{m}_1 = \dot{m}_2 = \dot{m}_3 = \dot{m}$$



Turbine: Energy Eq.6.13: $w_T = h_1 - h_2$

Entropy Eq.9.8: $s_2 = s_1 + s_{T \text{ gen}}$

Inlet state: Table B.1.3 $h_1 = 3917.45 \text{ kJ/kg}$, $s_1 = 7.9487 \text{ kJ/kg K}$

Ideal turbine $s_{T \text{ gen}} = 0$, $s_2 = s_1 = 7.9487 = s_{f2} + x s_{fg2}$

State 3: $P = 10 \text{ kPa}$, $s_2 < s_g \Rightarrow$ saturated 2-phase in Table B.1.2

$$\Rightarrow x_{2,s} = (s_1 - s_{f2})/s_{fg2} = (7.9487 - 0.6492)/7.501 = 0.9731$$

$$\Rightarrow h_{2,s} = h_{f2} + x h_{fg2} = 191.8 + 0.9731 \times 2392.8 = 2520.35 \text{ kJ/kg}$$

$$w_{T,s} = h_1 - h_{2,s} = \mathbf{1397.05 \text{ kJ/kg}}$$

$$\dot{m} = \dot{W} / w_{T,s} = 150 / 1397 = 0.1074 \text{ kg/s}$$

Heat exchanger:

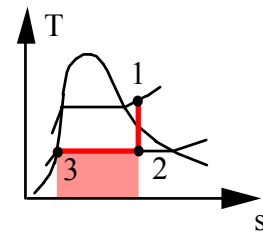
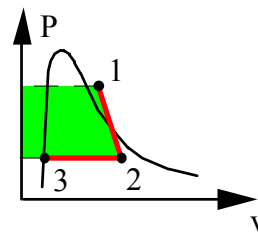
$$\text{Energy Eq.6.13: } q = h_3 - h_2,$$

$$\text{Entropy Eq.9.8: } s_3 = s_2 + \int dq/T + s_{\text{He gen}}$$

$$q = h_3 - h_{2,s} = 191.83 - 2520.35 = \mathbf{-2328.5 \text{ kJ/kg}}$$

$$\dot{Q} = \dot{m} q = 0.1074 \times (-2328.5) = \mathbf{-250 \text{ kW}}$$

Explanation for the work term is in Sect. 9.3, Eq.9.18



9.39

One technique for operating a steam turbine in part-load power output is to throttle the steam to a lower pressure before it enters the turbine, as shown in Fig. P9.39. The steamline conditions are 2 MPa, 400°C, and the turbine exhaust pressure is fixed at 10 kPa. Assuming the expansion inside the turbine to be reversible and adiabatic, determine

- The full-load specific work output of the turbine
- The pressure the steam must be throttled to for 80% of full-load output
- Show both processes in a T - s diagram.

Solution:

- a) C.V Turbine. Full load reversible and adiabatic

Entropy Eq.9.8 reduces to constant s so from Table B.1.3 and B.1.2

$$s_3 = s_1 = 7.1271 = 0.6493 + x_{3a} \times 7.5009$$

$$\Rightarrow x_{3a} = 0.8636$$

$$h_{3a} = 191.83 + 0.8636 \times 2392.8 = 2258.3 \text{ kJ/kg}$$

Energy Eq.6.13 for turbine

$${}_1w_{3a} = h_1 - h_{3a} = 3247.6 - 2258.3 = \mathbf{989.3 \text{ kJ/kg}}$$

- b) The energy equation for the part load operation and notice that we have constant h in the throttle process.

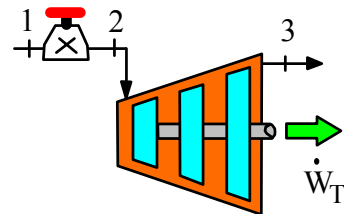
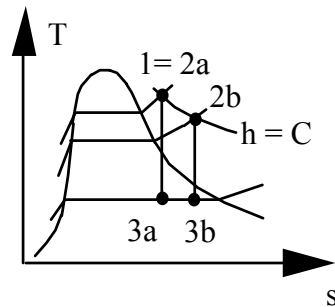
$$w_T = 0.80 \times 989.3 = 791.4 = 3247.6 - h_{3b}$$

$$h_{3b} = 2456.2 = 191.83 + x_{3b} \times 2392.8 \Rightarrow x_{3b} = 0.9463$$

$$s_{3b} = 0.6492 + 0.9463 \times 7.501 = 7.7474 \text{ kJ/kg}$$

$$\left. \begin{array}{l} s_{2b} = s_{3b} = 7.7474 \\ h_{2b} = h_1 = 3247.6 \end{array} \right\} \rightarrow \begin{array}{l} P_{2b} = \mathbf{510 \text{ kPa}} \\ \& T_{2b} = 388.4^\circ\text{C} \end{array}$$

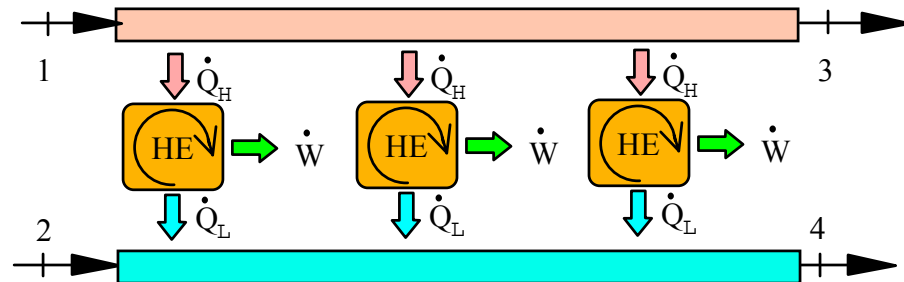
- c)



9.40

Two flows of air both at 200 kPa, one has 1 kg/s at 400 K and the other has 2 kg/s at 290 K. The two lines exchange energy through a number of ideal heat engines taking energy from the hot line and rejecting it to the colder line. The two flows then leave at the same temperature. Assume the whole setup is reversible and find the exit temperature and the total power out of the heat engines.

Solution:



C.V. Total setup

$$\text{Energy Eq.6.10: } \dot{m}_1 h_1 + \dot{m}_2 h_2 = \dot{m}_1 h_3 + \dot{m}_2 h_4 + \dot{W}_{\text{TOT}}$$

$$\text{Entropy Eq.9.7: } \dot{m}_1 s_1 + \dot{m}_2 s_2 + \dot{S}_{\text{gen}} + \int d\dot{Q}/T = \dot{m}_1 s_3 + \dot{m}_2 s_4$$

$$\text{Process: Reversible } \dot{S}_{\text{gen}} = 0 \quad \text{Adiabatic } \dot{Q} = 0$$

Assume the exit flow has the same pressure as the inlet flow then the pressure part of the entropy cancels out and we have

$$\text{Exit same } T, P \Rightarrow h_3 = h_4 = h_e; \quad s_3 = s_4 = s_e$$

$$\dot{m}_1 h_1 + \dot{m}_2 h_2 = \dot{m}_{\text{TOT}} h_e + \dot{W}_{\text{TOT}}$$

$$\dot{m}_1 s_1 + \dot{m}_2 s_2 = \dot{m}_{\text{TOT}} s_e$$

$$s_e = \frac{\dot{m}_1}{\dot{m}_{\text{TOT}}} s_1 + \frac{\dot{m}_2}{\dot{m}_{\text{TOT}}} s_2 = \frac{1}{3} \times 7.1593 + \frac{2}{3} \times 6.8352 = 6.9432$$

$$\text{Table A.7: } \Rightarrow T_e \cong 323 \text{ K}; \quad h_e = 323.6$$

$$\begin{aligned} \dot{W}_{\text{TOT}} &= \dot{m}_1 (h_1 - h_e) + \dot{m}_2 (h_2 - h_e) \\ &= 1(401.3 - 323.6) + 2(290.43 - 323.6) = \mathbf{11.36 \text{ kW}} \end{aligned}$$

Note: The solution using constant heat capacity writes the entropy equation using Eq.8.25, the pressure terms cancel out so we get

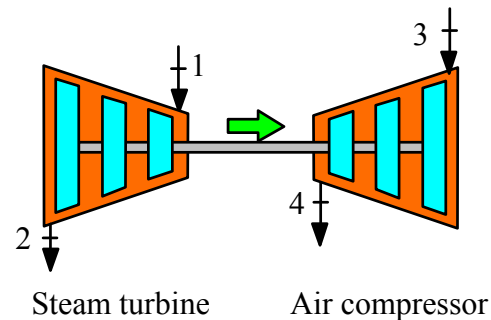
$$\frac{1}{3} C_p \ln(T_e/T_1) + \frac{2}{3} C_p \ln(T_e/T_2) = 0 \quad \Rightarrow \ln T_e = (\ln T_1 + 2 \ln T_2)/3$$

9.41

A certain industrial process requires a steady supply of saturated vapor steam at 200 kPa, at a rate of 0.5 kg/s. Also required is a steady supply of compressed air at 500 kPa, at a rate of 0.1 kg/s. Both are to be supplied by the process shown in Fig. P9.41. Steam is expanded in a turbine to supply the power needed to drive the air compressor, and the exhaust steam exits the turbine at the desired state. Air into the compressor is at the ambient conditions, 100 kPa, 20°C. Give the required steam inlet pressure and temperature, assuming that both the turbine and the compressor are reversible and adiabatic.

Solution:

C.V. Each device. Steady flow.
Both adiabatic ($q = 0$) and reversible ($s_{\text{gen}} = 0$).



$$\text{Compressor: } s_4 = s_3 \quad \Rightarrow \quad T_4 = T_3 \left(\frac{P_4}{P_3} \right)^{\frac{k-1}{k}} = 293.2 \left(\frac{500}{100} \right)^{0.286} = 464.6 \text{ K}$$

$$\dot{W}_C = \dot{m}_3 (h_3 - h_4) = 0.1 \times 1.004 (293.2 - 464.6) = -17.2 \text{ kW}$$

$$\text{Turbine: Energy: } \dot{W}_T = +17.2 \text{ kW} = \dot{m}_1 (h_1 - h_2); \quad \text{Entropy: } s_2 = s_1$$

$$\text{Table B.1.2: } P_2 = 200 \text{ kPa, } x_2 = 1 \quad \Rightarrow \quad h_2 = 2706.6 \text{ kJ/kg, } s_2 = 7.1271$$

$$h_1 = 2706.6 + 17.2/0.5 = 2741.0 \text{ kJ/kg}$$

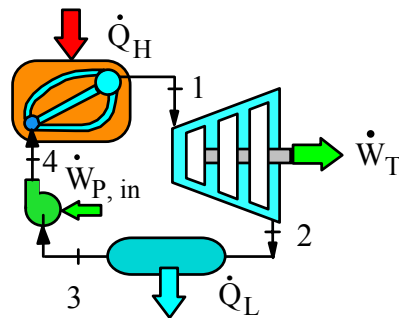
$$s_1 = s_2 = 7.1271 \text{ kJ/kg K} \quad \text{At } h_1, s_1 \rightarrow \begin{matrix} P_1 = \mathbf{242 \text{ kPa}} \\ T_1 = \mathbf{138.3^\circ\text{C}} \end{matrix}$$

9.42

Consider a steam turbine power plant operating near critical pressure, as shown in Fig. P9.42. As a first approximation, it may be assumed that the turbine and the pump processes are reversible and adiabatic. Neglecting any changes in kinetic and potential energies, calculate

- The specific turbine work output and the turbine exit state
- The pump work input and enthalpy at the pump exit state
- The thermal efficiency of the cycle

Solution:



$$P_1 = P_4 = 20 \text{ MPa}$$

$$T_1 = 700 \text{ }^\circ\text{C}$$

$$P_2 = P_3 = 20 \text{ kPa}$$

$$T_3 = 40 \text{ }^\circ\text{C}$$

- a) State 1: (P, T) Table B.1.3 $h_1 = 3809.1 \text{ kJ/kg}$, $s_1 = 6.7993 \text{ kJ/kg K}$

C.V. Turbine.

$$\text{Entropy Eq.9.8: } s_2 = s_1 = 6.7993 \text{ kJ/kg K}$$

$$\text{Table B.1.2 } s_2 = 0.8319 + x_2 \times 7.0766 \Rightarrow x_2 = 0.8433$$

$$h_2 = 251.4 + 0.8433 \times 2358.33 = \mathbf{2240.1}$$

$$\text{Energy Eq.6.13: } w_T = h_1 - h_2 = \mathbf{1569 \text{ kJ/kg}}$$

- b)

State 3: (P, T) Compressed liquid, take sat. liq. Table B.1.1

$$h_3 = 167.5 \text{ kJ/kg}, \quad v_3 = 0.001008 \text{ m}^3/\text{kg}$$

Property relation in Eq.9.13 gives work from Eq.9.18 as

$$w_P = -v_3(P_4 - P_3) = -0.001008(20000 - 20) = \mathbf{-20.1 \text{ kJ/kg}}$$

$$h_4 = h_3 - w_P = 167.5 + 20.1 = \mathbf{187.6 \text{ kJ/kg}}$$

- c) The heat transfer in the boiler is from energy Eq.6.13

$$q_{\text{boiler}} = h_1 - h_4 = 3809.1 - 187.6 = 3621.5 \text{ kJ/kg}$$

$$w_{\text{net}} = 1569 - 20.1 = \mathbf{1548.9 \text{ kJ/kg}}$$

$$\eta_{\text{TH}} = w_{\text{net}}/q_{\text{boiler}} = \frac{1548.9}{3621.5} = \mathbf{0.428}$$

9.43

A turbo charger boosts the inlet air pressure to an automobile engine. It consists of an exhaust gas driven turbine directly connected to an air compressor, as shown in Fig. P9.43. For a certain engine load the conditions are given in the figure. Assume that both the turbine and the compressor are reversible and adiabatic having also the same mass flow rate. Calculate the turbine exit temperature and power output. Find also the compressor exit pressure and temperature.

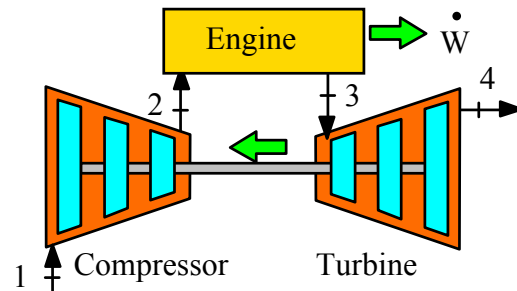
Solution:

CV: Turbine, Steady single inlet and exit flows,

Process: adiabatic: $q = 0$,
reversible: $s_{\text{gen}} = 0$

Energy Eq. 6.13: $w_T = h_3 - h_4$,

Entropy Eq. 9.8: $s_4 = s_3$



The property relation for ideal gas gives Eq. 8.32, k from Table A.5

$$s_4 = s_3 \rightarrow T_4 = T_3 \left(\frac{P_4}{P_3} \right)^{\frac{k-1}{k}} = 923.2 \left(\frac{100}{170} \right)^{0.286} = \mathbf{793.2 \text{ K}}$$

The energy equation is evaluated with specific heat from Table A.5

$$w_T = h_3 - h_4 = C_{p0}(T_3 - T_4) = 1.004(923.2 - 793.2) = 130.5 \text{ kJ/kg}$$

$$\dot{W}_T = \dot{m}w_T = \mathbf{13.05 \text{ kW}}$$

C.V. Compressor, steady 1 inlet and 1 exit, same flow rate as turbine.

Energy Eq. 6.13: $-w_C = h_2 - h_1$,

Entropy Eq. 9.8: $s_2 = s_1$

Express the energy equation for the shaft and compressor having the turbine power as input with the same mass flow rate so we get

$$-w_C = w_T = 130.5 = C_{p0}(T_2 - T_1) = 1.004(T_2 - 303.2)$$

$$T_2 = \mathbf{433.2 \text{ K}}$$

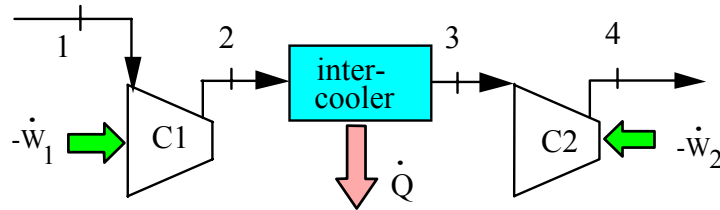
The property relation for $s_2 = s_1$ is Eq. 8.32 and inverted as

$$P_2 = P_1 \left(\frac{T_2}{T_1} \right)^{\frac{k}{k-1}} = 100 \left(\frac{433.2}{303.2} \right)^{3.5} = \mathbf{348.7 \text{ kPa}}$$

9.44

A two-stage compressor having an interstage cooler takes in air, 300 K, 100 kPa, and compresses it to 2 MPa, as shown in Fig. P9.44. The cooler then cools the air to 340 K, after which it enters the second stage, which has an exit pressure of 15.74 MPa. Both stages are adiabatic, and reversible. Find q in the cooler, total specific work, and compare this to the work required with no intercooler.

Solution:



C.V.: Stage 1 air, Steady flow

Process: adiabatic: $q = 0$, reversible: $s_{\text{gen}} = 0$

Energy Eq.6.13: $-w_{C1} = h_2 - h_1$, Entropy Eq.9.8: $s_2 = s_1$

Assume constant $C_{p0} = 1.004$ from A.5 and isentropic leads to Eq.8.32

$$T_2 = T_1(P_2/P_1)^{\frac{k-1}{k}} = 300(2000/100)^{0.286} = 706.7 \text{ K}$$

$$w_{C1} = h_1 - h_2 = C_{p0}(T_1 - T_2) = 1.004(300 - 706.7) = \mathbf{-408.3 \text{ kJ/kg}}$$

C.V. Intercooler, no work and no changes in kinetic or potential energy.

$$q_{23} = h_3 - h_2 = C_{p0}(T_3 - T_2) = 1.004(340 - 706.7) = \mathbf{-368.2 \text{ kJ/kg}}$$

C.V. Stage 2. Analysis the same as stage 1. So from Eq.8.32

$$T_4 = T_3(P_4/P_3)^{\frac{k-1}{k}} = 340(15.74/2)^{0.286} = 613.4 \text{ K}$$

$$w_{C2} = h_3 - h_4 = C_{p0}(T_3 - T_4) = 1.004(340 - 613.4) = \mathbf{-274.5 \text{ kJ/kg}}$$

Same flow rate through both stages so the total work is the sum of the two

$$w_{\text{comp}} = w_{C1} + w_{C2} = -408.3 - 274.5 = \mathbf{-682.8 \text{ kJ/kg}}$$

For no intercooler ($P_2 = 15.74$ MPa) same analysis as stage 1. So Eq.8.32

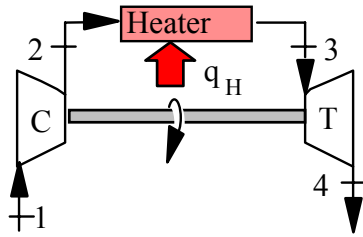
$$T_2 = 300(15740/100)^{0.286} = 1274.9 \text{ K}$$

$$w_{\text{comp}} = 1.004(300 - 1274.9) = \mathbf{-978.8 \text{ kJ/kg}}$$

9.45

A heat-powered portable air compressor consists of three components: (a) an adiabatic compressor; (b) a constant pressure heater (heat supplied from an outside source); and (c) an adiabatic turbine. Ambient air enters the compressor at 100 kPa, 300 K, and is compressed to 600 kPa. All of the power from the turbine goes into the compressor, and the turbine exhaust is the supply of compressed air. If this pressure is required to be 200 kPa, what must the temperature be at the exit of the heater?

Solution:



$$P_2 = 600 \text{ kPa}, \quad P_4 = 200 \text{ kPa}$$

Adiabatic and reversible compressor:

$$\text{Process: } q = 0 \text{ and } s_{\text{gen}} = 0$$

$$\text{Energy Eq.6.13: } h - w_c = h_2$$

$$\text{Entropy Eq.9.8: } s_2 = s_1$$

For constant specific heat the isentropic relation becomes Eq.8.32

$$T_2 = T_1 \left(\frac{P_2}{P_1} \right)^{\frac{k-1}{k}} = 300(6)^{0.2857} = 500.8 \text{ K}$$

$$-w_c = C_{P0}(T_2 - T_1) = 1.004(500.8 - 300) = 201.5 \text{ kJ/kg}$$

Adiabatic and reversible turbine: $q = 0$ and $s_{\text{gen}} = 0$

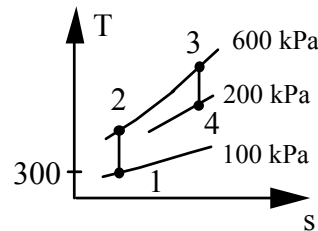
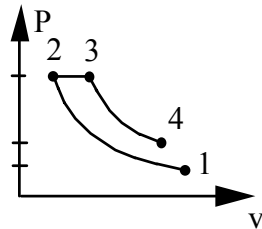
$$\text{Energy Eq.6.13: } h_3 = w_T + h_4; \quad \text{Entropy Eq.9.8: } s_4 = s_3$$

For constant specific heat the isentropic relation becomes Eq.8.32

$$T_4 = T_3 \left(\frac{P_4}{P_3} \right)^{\frac{k-1}{k}} = T_3 (200/600)^{0.2857} = 0.7304 T_3$$

$$\text{Energy Eq. for shaft: } -w_c = w_T = C_{P0}(T_3 - T_4)$$

$$201.5 = 1.004 T_3(1 - 0.7304) \Rightarrow T_3 = \mathbf{744.4 \text{ K}}$$



9.46

A certain industrial process requires a steady 0.5 kg/s supply of compressed air at 500 kPa, at a maximum temperature of 30°C. This air is to be supplied by installing a compressor and aftercooler. Local ambient conditions are 100 kPa, 20°C. Using an reversible compressor, determine the power required to drive the compressor and the rate of heat rejection in the aftercooler.

Solution:

Air Table A.5: $R = 0.287 \text{ kJ/kg-K}$, $C_p = 1.004 \text{ kJ/kg K}$, $k = 1.4$

State 1: $T_1 = T_0 = 20^\circ\text{C}$, $P_1 = P_0 = 100 \text{ kPa}$, $\dot{m} = 0.5 \text{ kg/s}$

State 2: $P_2 = P_3 = 500 \text{ kPa}$

State 3: $T_3 = 30^\circ\text{C}$, $P_3 = 500 \text{ kPa}$

Compressor: Assume Isentropic (adiabatic $q = 0$ and reversible $s_{\text{gen}} = 0$)

From entropy equation Eq.9.8 this gives constant s which is expressed for an ideal gas in Eq.8.32

$$T_2 = T_1 \left(\frac{P_2}{P_1} \right)^{\frac{k-1}{k}} = 293.15 \left(\frac{500}{100} \right)^{0.2857} = 464.6 \text{ K}$$

1st Law Eq.6.13: $q_c + h_1 = h_2 + w_c$; $q_c = 0$,

assume constant specific heat from Table A.5

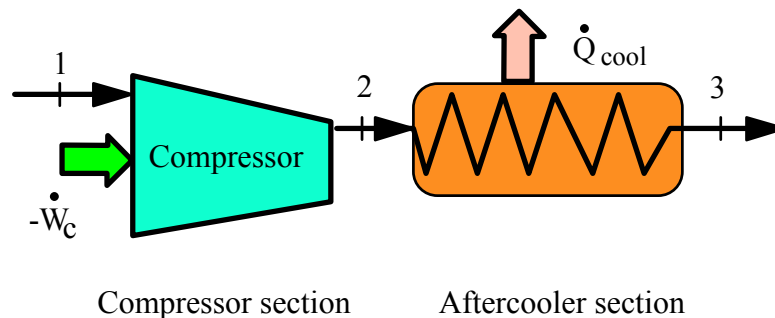
$$w_c = C_p(T_1 - T_2) = -172.0 \text{ kJ/kg}$$

$$\dot{W}_C = \dot{m}w_c = \mathbf{-86 \text{ kW}}$$

Aftercooler Energy Eq.6.13: $q + h_2 = h_3 + w$; $w = 0$,

assume constant specific heat

$$q = C_p(T_3 - T_2) = -205 \text{ kJ/kg}, \quad \dot{Q} = \dot{m}q = \mathbf{-102.5 \text{ kW}}$$



Steady state irreversible processes

9.47

Analyze the steam turbine described in Problem 6.78. Is it possible?

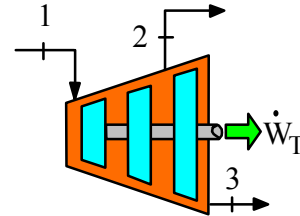
Solution:

C.V. Turbine. Steady flow and adiabatic.

$$\text{Continuity Eq.6.9: } \dot{m}_1 = \dot{m}_2 + \dot{m}_3 ;$$

$$\text{Energy Eq.6.10: } \dot{m}_1 h_1 = \dot{m}_2 h_2 + \dot{m}_3 h_3 + \dot{W}$$

$$\text{Entropy Eq.9.7: } \dot{m}_1 s_1 + \dot{S}_{\text{gen}} = \dot{m}_2 s_2 + \dot{m}_3 s_3$$



States from Table B.1.3: $s_1 = 6.6775$, $s_2 = 6.9562$, $s_3 = 7.14413$ kJ/kg K

$$\dot{S}_{\text{gen}} = 20 \times 6.9562 + 80 \times 7.14413 - 100 \times 6.6775 = \mathbf{42.9 \text{ kW/K} > 0}$$

Since it is positive => **possible**.

Notice the entropy is increasing through turbine: $s_1 < s_2 < s_3$

9.48

Carbon dioxide at 300 K, 200 kPa is brought through a steady device where it is heated to 500 K by a 600 K reservoir in a constant pressure process. Find the specific work, specific heat transfer and specific entropy generation.

Solution:

C.V. Heater and walls out to the source. Steady single inlet and exit flows.

Since the pressure is constant and there are no changes in kinetic or potential energy between the inlet and exit flows the work is zero. $w = 0$

$$\text{Continuity Eq.6.11: } \dot{m}_i = \dot{m}_e = \dot{m}$$

$$\text{Energy Eq.6.13: } h_i + q = h_e$$

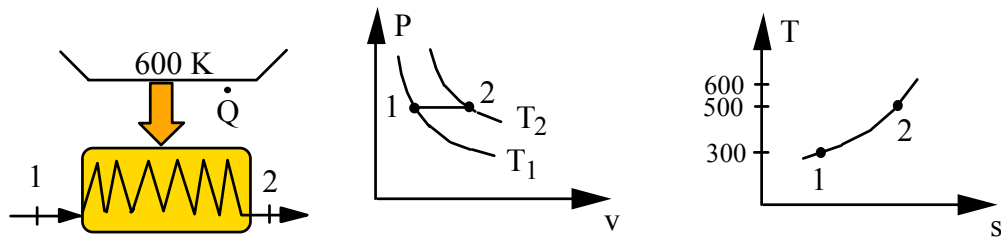
$$\text{Entropy Eq.9.8, 9.23: } s_i + \int dq/T + s_{\text{gen}} = s_e = s_i + q/T_{\text{source}} + s_{\text{gen}}$$

Properties are from Table A.8 so the energy equation gives

$$q = h_e - h_i = 401.52 - 214.38 = \mathbf{187.1 \text{ kJ/kg}}$$

From the entropy equation

$$\begin{aligned} s_{\text{gen}} &= s_e - s_i - q/T_{\text{source}} = (5.3375 - 4.8631) - 187.1/600 \\ &= 0.4744 - 0.3118 = \mathbf{0.1626 \text{ kJ/kg K}} \end{aligned}$$



9.49

Consider the steam turbine in Example 6.6. Is this a reversible process?

Solution:

At the given states

Table B.1.3: $s_i = 6.9552 \text{ kJ/kg K}$; $s_e = 7.3593 \text{ kJ/kg K}$

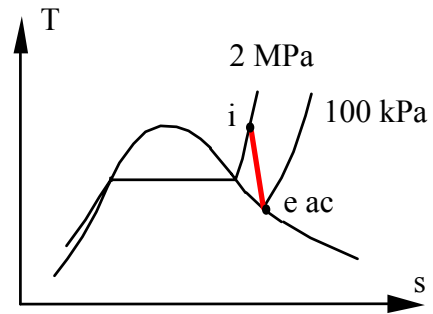
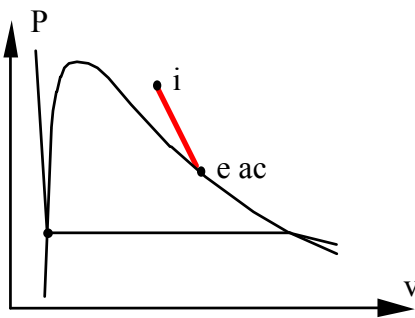
Do the second law for the turbine, Eq.9.8

$$\dot{m}_e s_e = \dot{m}_i s_i + \int d\dot{Q}/T + \dot{S}_{\text{gen}}$$

$$s_e = s_i + \int dq/T + s_{\text{gen}}$$

$$s_{\text{gen}} = s_e - s_i - \int dq/T = 7.3593 - 6.9552 - (\text{negative}) > 0$$

Entropy goes up even if q goes out. **This is an irreversible process.**



9.50

The throttle process described in Example 6.5 is an irreversible process. Find the entropy generation per kg ammonia in the throttling process.

Solution:

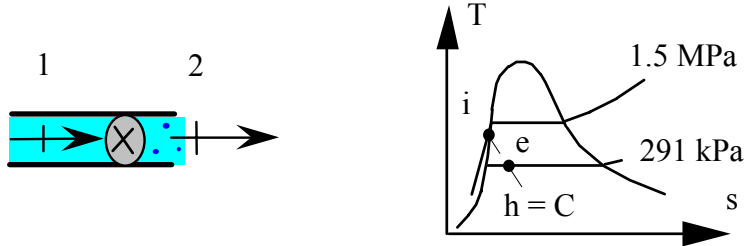
The process is adiabatic and irreversible. The consideration with the energy given in the example resulted in a constant h and two-phase exit flow.

$$\text{Table B.2.1: } s_i = 1.2792 \text{ kJ/kg K}$$

$$\begin{aligned} \text{Table B.2.1: } s_e &= s_f + x_e s_{fg} = 0.5408 + 0.1638 \times 4.9265 \\ &= 1.34776 \text{ kJ/kg K} \end{aligned}$$

We assumed no heat transfer so the entropy equation Eq.9.8 gives

$$s_{\text{gen}} = s_e - s_i - \int dq/T = 1.34776 - 1.2792 - 0 = \mathbf{0.0686 \text{ kJ/kg K}}$$



9.51

A geothermal supply of hot water at 500 kPa, 150°C is fed to an insulated flash evaporator at the rate of 1.5 kg/s. A stream of saturated liquid at 200 kPa is drained from the bottom of the chamber and a stream of saturated vapor at 200 kPa is drawn from the top and fed to a turbine. Find the rate of entropy generation in the flash evaporator.

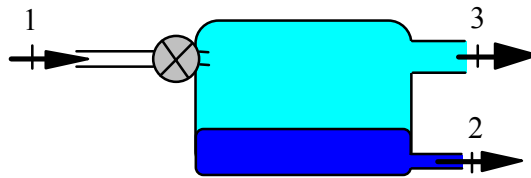
Solution:

Continuity Eq.6.9: $\dot{m}_1 = \dot{m}_2 + \dot{m}_3$

Energy Eq.6.10: $\dot{m}_1 h_1 = \dot{m}_2 h_2 + \dot{m}_3 h_3$

Entropy Eq.9.7: $\dot{m}_1 s_1 + \dot{S}_{gen} + \int d\dot{Q}/T = \dot{m}_2 s_2 + \dot{m}_3 s_3$

Process: $\dot{Q} = 0$, irreversible (throttle)



Two-phase out of the valve. The liquid drops to the bottom.

B.1.1 $h_1 = 632.18 \text{ kJ/kg}$, $s_1 = 1.8417 \text{ kJ/kg K}$

B.1.2 $h_3 = 2706.63 \text{ kJ/kg}$, $s_3 = 7.1271 \text{ kJ/kg K}$,

$h_2 = 504.68 \text{ kJ/kg}$, $s_2 = 1.53 \text{ kJ/kg K}$

From the energy equation we solve for the flow rate

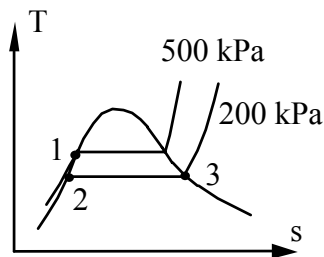
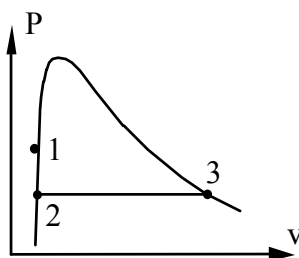
$$\dot{m}_3 = \dot{m}_1 (h_1 - h_2) / (h_3 - h_2) = 1.5 \times 0.0579 = 0.08685 \text{ kg/s}$$

Continuity equation gives

$$\dot{m}_2 = \dot{m}_1 - \dot{m}_3 = 1.41315 \text{ kg/s}$$

Entropy equation now leads to

$$\begin{aligned} \dot{S}_{gen} &= \dot{m}_2 s_2 + \dot{m}_3 s_3 - \dot{m}_1 s_1 \\ &= 1.41315 \times 1.53 + 0.08685 \times 7.127 - 1.5 \times 1.8417 \\ &= \mathbf{0.017 \text{ kW/K}} \end{aligned}$$



9.52

Two flowstreams of water, one at 0.6 MPa, saturated vapor, and the other at 0.6 MPa, 600°C, mix adiabatically in a steady flow process to produce a single flow out at 0.6 MPa, 400°C. Find the total entropy generation for this process.

Solution:

$$\begin{aligned} 1: \text{B.1.2} \quad h_1 &= 2756.8 \text{ kJ/kg}, \quad s_1 = 6.760 \text{ kJ/kg K} \\ 2: \text{B.1.3} \quad h_2 &= 3700.9 \text{ kJ/kg}, \quad s_2 = 8.2674 \text{ kJ/kg K} \\ 3: \text{B.1.3} \quad h_3 &= 3270.3 \text{ kJ/kg}, \quad s_3 = 7.7078 \text{ kJ/kg K} \end{aligned}$$

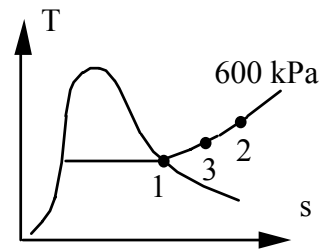
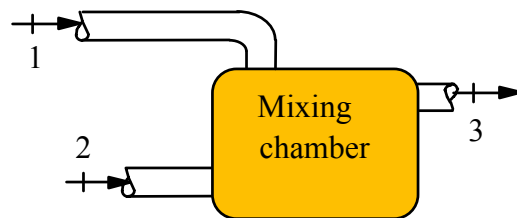
$$\text{Continuity Eq.6.9:} \quad \dot{m}_3 = \dot{m}_1 + \dot{m}_2,$$

$$\text{Energy Eq.6.10:} \quad \dot{m}_3 h_3 = \dot{m}_1 h_1 + \dot{m}_2 h_2$$

$$\Rightarrow \dot{m}_1 / \dot{m}_3 = (h_3 - h_2) / (h_1 - h_2) = 0.456$$

$$\text{Entropy Eq.9.7:} \quad \dot{m}_3 s_3 = \dot{m}_1 s_1 + \dot{m}_2 s_2 + \dot{S}_{\text{gen}} \Rightarrow$$

$$\begin{aligned} \dot{S}_{\text{gen}} / \dot{m}_3 &= s_3 - (\dot{m}_1 / \dot{m}_3) s_1 - (\dot{m}_2 / \dot{m}_3) s_2 \\ &= 7.7078 - 0.456 \times 6.760 - 0.544 \times 8.2674 = \mathbf{0.128 \text{ kJ/kg K}} \end{aligned}$$



The mixing process generates entropy. The two inlet flows could have exchanged energy (they have different T) through some heat engines and produced work, the process failed to do that, thus irreversible.

9.53

A condenser in a power plant receives 5 kg/s steam at 15 kPa, quality 90% and rejects the heat to cooling water with an average temperature of 17°C. Find the power given to the cooling water in this constant pressure process and the total rate of entropy generation when condenser exit is saturated liquid.

Solution:

C.V. Condenser. Steady state with no shaft work term.

$$\text{Energy Eq.6.12:} \quad \dot{m} h_i + \dot{Q} = \dot{m} h_e$$

$$\text{Entropy Eq.9.8:} \quad \dot{m} s_i + \dot{Q}/T + \dot{S}_{\text{gen}} = \dot{m} s_e$$

Properties are from Table B.1.2

$$h_i = 225.91 + 0.9 \times 2373.14 = 2361.74 \text{ kJ/kg}, \quad h_e = 225.91 \text{ kJ/kg}$$

$$s_i = 0.7548 + 0.9 \times 7.2536 = 7.283 \text{ kJ/kg K}, \quad s_e = 0.7548 \text{ kJ/kg K}$$

$$\dot{Q}_{\text{out}} = -\dot{Q} = \dot{m} (h_i - h_e) = 5(2361.74 - 225.91) = \mathbf{10679 \text{ kW}}$$

$$\begin{aligned} \dot{S}_{\text{gen}} &= \dot{m} (s_e - s_i) + \dot{Q}_{\text{out}}/T \\ &= 5(0.7548 - 7.283) + 10679/(273 + 17) \\ &= -32.641 + 36.824 = \mathbf{4.183 \text{ kW/K}} \end{aligned}$$

9.54

A mixing chamber receives 5 kg/min ammonia as saturated liquid at -20°C from one line and ammonia at 40°C , 250 kPa from another line through a valve. The chamber also receives 325 kJ/min energy as heat transferred from a 40°C reservoir. This should produce saturated ammonia vapor at -20°C in the exit line. What is the mass flow rate in the second line and what is the total entropy generation in the process?

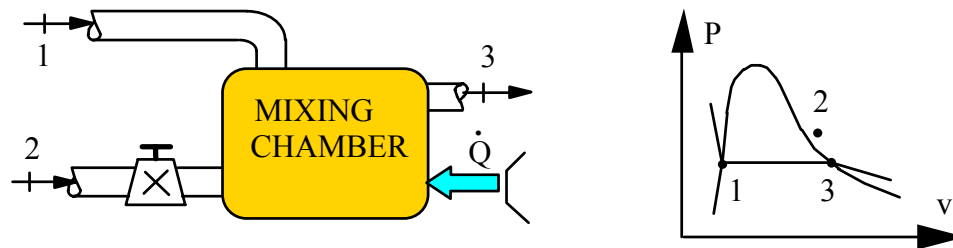
Solution:

CV: Mixing chamber out to reservoir

$$\text{Continuity Eq.6.9:} \quad \dot{m}_1 + \dot{m}_2 = \dot{m}_3$$

$$\text{Energy Eq.6.10:} \quad \dot{m}_1 h_1 + \dot{m}_2 h_2 + \dot{Q} = \dot{m}_3 h_3$$

$$\text{Entropy Eq.9.7:} \quad \dot{m}_1 s_1 + \dot{m}_2 s_2 + \dot{Q}/T_{\text{res}} + \dot{S}_{\text{gen}} = \dot{m}_3 s_3$$



From the energy equation:

$$\begin{aligned} \dot{m}_2 &= [(\dot{m}_1(h_1 - h_3) + \dot{Q})]/(h_3 - h_2) \\ &= [5 \times (89.05 - 1418.05) + 325] / (1418.05 - 1551.7) \\ &= \mathbf{47.288 \text{ kg/min}} \Rightarrow \dot{m}_3 = 52.288 \text{ kg/min} \end{aligned}$$

$$\begin{aligned} \dot{S}_{\text{gen}} &= \dot{m}_3 s_3 - \dot{m}_1 s_1 - \dot{m}_2 s_2 - \dot{Q}/T_{\text{res}} \\ &= 52.288 \times 5.6158 - 5 \times 0.3657 - 47.288 \times 5.9599 - 325/313.15 \\ &= \mathbf{8.94 \text{ kJ/K min}} \end{aligned}$$

9.55

A heat exchanger that follows a compressor receives 0.1 kg/s air at 1000 kPa, 500 K and cools it in a constant pressure process to 320 K. The heat is absorbed by ambient air at 300 K. Find the total rate of entropy generation.

Solution:

C.V. Heat exchanger to ambient, steady constant pressure so no work.

$$\text{Energy Eq.6.12:} \quad \dot{m}h_i = \dot{m}h_e + \dot{Q}_{\text{out}}$$

$$\text{Entropy Eq.9.8, 9.23:} \quad \dot{m}s_i + \dot{S}_{\text{gen}} = \dot{m}s_e + \dot{Q}_{\text{out}}/T$$

Using Table A.5 and Eq.8.25 for change in s

$$\dot{Q}_{\text{out}} = \dot{m}(h_i - h_e) = \dot{m}C_{p0}(T_i - T_e) = 0.1 \times 1.004(500 - 320) = 18.07 \text{ kW}$$

$$\begin{aligned} \dot{S}_{\text{gen}} &= \dot{m}(s_e - s_i) + \dot{Q}_{\text{out}}/T = \dot{m}C_{p0} \ln(T_e/T_i) + \dot{Q}_{\text{out}}/T \\ &= 0.1 \times 1.004 \ln(320/500) + 18.07/300 \\ &= \mathbf{0.0154 \text{ kW/K}} \end{aligned}$$

Using Table A.7.1 and Eq. 8.28 for change in entropy

$$h_{500} = 503.36 \text{ kJ/kg}, \quad h_{320} = 320.58 \text{ kJ/kg};$$

$$s_{T500} = 7.38692 \text{ kJ/kg K}, \quad s_{T320} = 6.93413 \text{ kJ/kg K}$$

$$\dot{Q}_{\text{out}} = \dot{m}(h_i - h_e) = 0.1 (503.36 - 320.58) = 18.28 \text{ kW}$$

$$\begin{aligned} \dot{S}_{\text{gen}} &= \dot{m}(s_e - s_i) + \dot{Q}_{\text{out}}/T \\ &= 0.1(6.93413 - 7.38692) + 18.28/300 \\ &= \mathbf{0.0156 \text{ kW/K}} \end{aligned}$$

9.56

Air at 327°C, 400 kPa with a volume flow 1 m³/s runs through an adiabatic turbine with exhaust pressure of 100 kPa. Neglect kinetic energies and use constant specific heats. Find the lowest and highest possible exit temperature. For each case find also the rate of work and the rate of entropy generation.

Solution:

C.V Turbine. Steady single inlet and exit flows, $q = 0$.

Inlet state: (T, P) $v_i = RT_i / P_i = 0.287 \times 600 / 400 = 0.4305 \text{ m}^3/\text{kg}$

$$\dot{m} = \dot{V} / v_i = 1 / 0.4305 = 2.323 \text{ kg/s}$$

The lowest exit T is for maximum work out i.e. reversible case

Process: Reversible and adiabatic \Rightarrow constant s from Eq.9.8

$$\text{Eq.8.32: } T_e = T_i (P_e / P_i)^{\frac{k-1}{k}} = 600 \times (100/400)^{0.2857} = \mathbf{403.8 \text{ K}}$$

$$\Rightarrow w = h_i - h_e = C_{P0}(T_i - T_e) = 1.004 \times (600 - 403.8) = 197 \text{ kJ/kg}$$

$$\dot{W}_T = \dot{m}w = 2.323 \times 197 = \mathbf{457.6 \text{ kW}} \quad \text{and} \quad \dot{S}_{\text{gen}} = \mathbf{0}$$

Highest exit T occurs when there is no work out, throttling

$$q = \emptyset; \quad w = \emptyset \quad \Rightarrow \quad h_i - h_e = 0 \quad \Rightarrow \quad T_e = T_i = \mathbf{600 \text{ K}}$$

$$\dot{S}_{\text{gen}} = \dot{m}(s_e - s_i) = -\dot{m}R \ln \frac{P_e}{P_i} = -2.323 \times 0.287 \ln \frac{100}{400} = \mathbf{0.924 \text{ kW/K}}$$

9.57

In a heat-driven refrigerator with ammonia as the working fluid, a turbine with inlet conditions of 2.0 MPa, 70°C is used to drive a compressor with inlet saturated vapor at -20°C. The exhausts, both at 1.2 MPa, are then mixed together. The ratio of the mass flow rate to the turbine to the total exit flow was measured to be 0.62. Can this be true?

Solution:

Assume the compressor and the turbine are both adiabatic.

C.V. Total:

$$\text{Continuity Eq. 6.11: } \dot{m}_5 = \dot{m}_1 + \dot{m}_3$$

$$\text{Energy Eq. 6.10: } \dot{m}_5 h_5 = \dot{m}_1 h_1 + \dot{m}_3 h_3$$

$$\text{Entropy: } \dot{m}_5 s_5 = \dot{m}_1 s_1 + \dot{m}_3 s_3 + \dot{S}_{C.V.,gen}$$

$$s_5 = y s_1 + (1-y) s_3 + \dot{S}_{C.V.,gen}/\dot{m}_5$$

$$\text{Assume } y = \dot{m}_1/\dot{m}_5 = 0.62$$

$$\text{State 1: Table B.2.2 } h_1 = 1542.7 \text{ kJ/kg, } s_1 = 4.982 \text{ kJ/kg K,}$$

$$\text{State 3: Table B.2.1 } h_3 = 1418.1 \text{ kJ/kg, } s_3 = 5.616 \text{ kJ/kg K}$$

Solve for exit state 5 in the energy equation

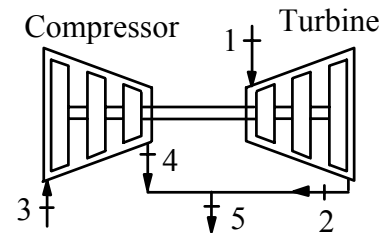
$$h_5 = y h_1 + (1-y) h_3 = 0.62 \times 1542.7 + (1 - 0.62) 1418.1 = 1495.4 \text{ kJ/kg}$$

$$\text{State 5: } h_5 = 1495.4 \text{ kJ/kg, } P_5 = 1200 \text{ kPa} \Rightarrow s_5 = 5.056 \text{ kJ/kg K}$$

Now check the 2nd law, entropy generation

$$\Rightarrow \dot{S}_{C.V.,gen}/\dot{m}_5 = s_5 - y s_1 - (1-y) s_3 = \mathbf{-0.1669 \text{ Impossible}}$$

The problem could also have been solved assuming a reversible process and then find the needed flow rate ratio y . Then y would have been found larger than 0.62 so the stated process can not be true.



9.58

Two flows of air both at 200 kPa; one has 1 kg/s at 400 K and the other has 2 kg/s at 290 K. The two flows are mixed together in an insulated box to produce a single exit flow at 200 kPa. Find the exit temperature and the total rate of entropy generation.

Solution:

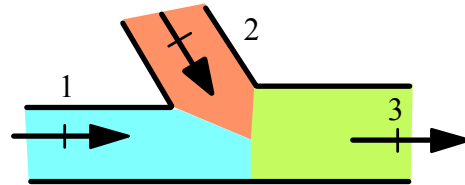
Continuity Eq.6.9:

$$\dot{m}_1 + \dot{m}_2 = \dot{m}_3 = 1 + 2 = 3 \text{ kg/s}$$

Energy Eq.6.10:

$$\dot{m}_1 h_1 + \dot{m}_2 h_2 = \dot{m}_3 h_3$$

Entropy Eq.9.7: $\dot{m}_1 s_1 + \dot{m}_2 s_2 + \dot{S}_{\text{gen}} = \dot{m}_3 s_3$



Using constant specific heats from A.5 and Eq.8.25 for s change.

Divide the energy equation with $\dot{m}_3 C_{P0}$

$$T_3 = (\dot{m}_1/\dot{m}_3)T_1 + (\dot{m}_2/\dot{m}_3)T_2 = \frac{1}{3} \times 400 + \frac{2}{3} \times 290 = 326.67 \text{ K}$$

$$\begin{aligned} \dot{S}_{\text{gen}} &= \dot{m}_1(s_3 - s_1) + \dot{m}_2(s_3 - s_2) \\ &= 1 \times 1.004 \ln(326.67/400) + 2 \times 1.004 \ln(326.67/290) \\ &= \mathbf{0.0358 \text{ kW/K}} \end{aligned}$$

Using A.7.1 and Eq.8.28 for change in s .

$$h_3 = (\dot{m}_1/\dot{m}_3)h_1 + (\dot{m}_2/\dot{m}_3)h_2 = \frac{1}{3} \times 401.3 + \frac{2}{3} \times 290.43 = 327.39 \text{ kJ/kg}$$

From A.7.1: $T_3 = 326.77 \text{ K}$ $s_{T_3} = 6.9548 \text{ kJ/kg K}$

$$\begin{aligned} \dot{S}_{\text{gen}} &= 1(6.9548 - 7.15926) + 2(6.9548 - 6.83521) \\ &= \mathbf{0.0347 \text{ kW/K}} \end{aligned}$$

The pressure correction part of the entropy terms cancel out as all three states have the same pressure.

9.59

One type of feedwater heater for preheating the water before entering a boiler operates on the principle of mixing the water with steam that has been bled from the turbine. For the states as shown in Fig. P9.59, calculate the rate of net entropy increase for the process, assuming the process to be steady flow and adiabatic.

Solution:

CV: Feedwater heater, Steady flow, no external heat transfer.

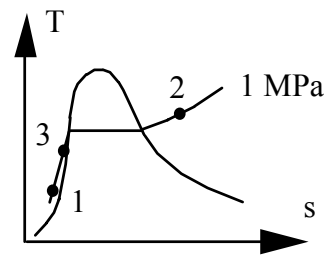
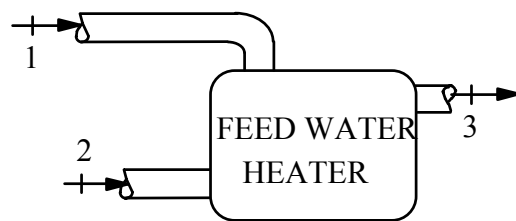
$$\text{Continuity Eq.6.9:} \quad \dot{m}_1 + \dot{m}_2 = \dot{m}_3$$

$$\text{Energy Eq.6.10:} \quad \dot{m}_1 h_1 + (\dot{m}_3 - \dot{m}_1) h_2 = \dot{m}_3 h_3$$

Properties: All states are given by (P,T) table B.1.1 and B.1.3

$$h_1 = 168.42, \quad h_2 = 2828, \quad h_3 = 675.8 \quad \text{all kJ/kg}$$

$$s_1 = 0.572, \quad s_2 = 6.694, \quad s_3 = 1.9422 \quad \text{all kJ/kg K}$$



Solve for the flow rate from the energy equation

$$\dot{m}_1 = \frac{\dot{m}_3(h_3 - h_2)}{(h_1 - h_2)} = \frac{4(675.8 - 2828)}{(168.42 - 2828)} = 3.237 \text{ kg/s}$$

$$\Rightarrow \dot{m}_2 = 4 - 3.237 = 0.763 \text{ kg/s}$$

The second law for steady flow, $\dot{S}_{CV} = 0$, and no heat transfer, Eq.9.7:

$$\begin{aligned} \dot{S}_{C.V.,gen} &= \dot{S}_{SURR} = \dot{m}_3 s_3 - \dot{m}_1 s_1 - \dot{m}_2 s_2 \\ &= 4(1.9422) - 3.237(0.572) - 0.763(6.694) = \mathbf{0.8097 \text{ kJ/K s}} \end{aligned}$$

9.60

A supply of 5 kg/s ammonia at 500 kPa, 20°C is needed. Two sources are available one is saturated liquid at 20°C and the other is at 500 kPa and 140°C. Flows from the two sources are fed through valves to an insulated mixing chamber, which then produces the desired output state. Find the two source mass flow rates and the total rate of entropy generation by this setup.

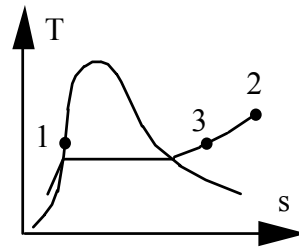
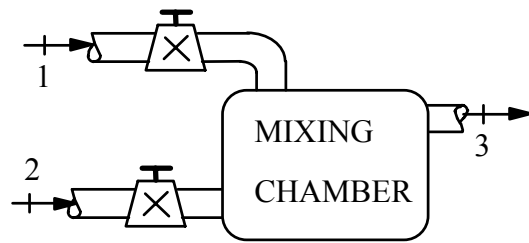
Solution:

C.V. mixing chamber + valve. Steady, no heat transfer, no work.

$$\text{Continuity Eq.6.9:} \quad \dot{m}_1 + \dot{m}_2 = \dot{m}_3;$$

$$\text{Energy Eq.6.10:} \quad \dot{m}_1 h_1 + \dot{m}_2 h_2 = \dot{m}_3 h_3$$

$$\text{Entropy Eq.9.7:} \quad \dot{m}_1 s_1 + \dot{m}_2 s_2 + \dot{S}_{\text{gen}} = \dot{m}_3 s_3$$



$$\text{State 1: Table B.2.1} \quad h_1 = 273.4 \text{ kJ/kg}, \quad s_1 = 1.0408 \text{ kJ/kg K}$$

$$\text{State 2: Table B.2.2} \quad h_2 = 1773.8 \text{ kJ/kg}, \quad s_2 = 6.2422 \text{ kJ/kg K}$$

$$\text{State 3: Table B.2.2} \quad h_3 = 1488.3 \text{ kJ/kg}, \quad s_3 = 5.4244 \text{ kJ/kg K}$$

As all states are known the energy equation establishes the ratio of mass flow rates and the entropy equation provides the entropy generation.

$$\dot{m}_1 h_1 + (\dot{m}_3 - \dot{m}_2)h_2 = \dot{m}_3 h_3 \quad \Rightarrow \quad \dot{m}_1 = \dot{m}_3 \frac{h_3 - h_2}{h_1 - h_2} = 0.952 \text{ kg/s}$$

$$\dot{m}_2 = \dot{m}_3 - \dot{m}_1 = 4.05 \text{ kg/s}$$

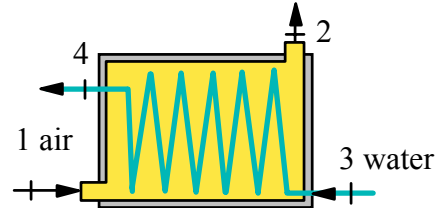
$$\dot{S}_{\text{gen}} = 5 \times 5.4244 - 0.95 \times 1.0408 - 4.05 \times 6.2422 = \mathbf{0.852 \text{ kW/K}}$$

9.61

A counter flowing heat exchanger has one line with 2 kg/s at 125 kPa, 1000 K entering and the air is leaving at 100 kPa, 400 K. The other line has 0.5 kg/s water coming in at 200 kPa, 20°C and leaving at 200 kPa. What is the exit temperature of the water and the total rate of entropy generation?

Solution:

C.V. Heat exchanger, steady flow 1 inlet and 1 exit for air and water each. The two flows exchange energy with no heat transfer to/from the outside.



Energy Eq.6.10: $\dot{m}_{\text{AIR}}\Delta h_{\text{AIR}} = \dot{m}_{\text{H}_2\text{O}}\Delta h_{\text{H}_2\text{O}}$

From A.7: $h_1 - h_2 = 1046.22 - 401.3 = 644.92 \text{ kJ/kg}$

From B.1.2 $h_3 = 83.94 \text{ kJ/kg}; \quad s_3 = 0.2966 \text{ kJ/kg K}$

$$h_4 - h_3 = (\dot{m}_{\text{AIR}}/\dot{m}_{\text{H}_2\text{O}})(h_1 - h_2) = (2/0.5)644.92 = 2579.68 \text{ kJ/kg}$$

$$h_4 = h_3 + 2579.68 = 2663.62 \text{ kJ/kg} < h_g \quad \text{at } 200 \text{ kPa}$$

$$T_4 = T_{\text{sat}} = 120.23^\circ\text{C},$$

$$x_4 = (2663.62 - 504.68)/2201.96 = 0.9805,$$

$$s_4 = 1.53 + x_4 5.597 = 7.01786 \text{ kJ/kg K}$$

From entropy Eq.9.7

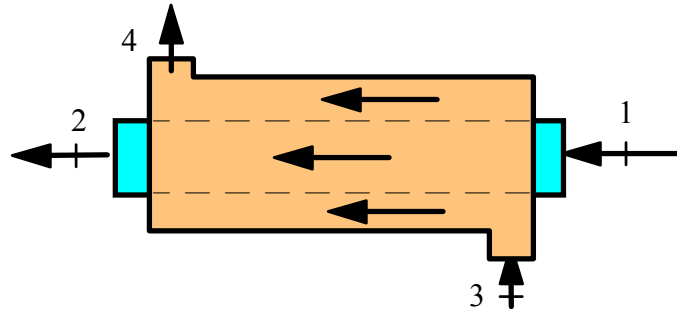
$$\begin{aligned} \dot{S}_{\text{gen}} &= \dot{m}_{\text{H}_2\text{O}}(s_4 - s_3) + \dot{m}_{\text{AIR}}(s_2 - s_1) \\ &= 0.5(7.01786 - 0.2966) + 2(7.1593 - 8.1349 - 0.287 \ln(100/125)) \\ &= 3.3606 - 1.823 = \mathbf{1.54 \text{ kW/K}} \end{aligned}$$

9.62

A coflowing (same direction) heat exchanger has one line with 0.25 kg/s oxygen at 17°C, 200 kPa entering and the other line has 0.6 kg/s nitrogen at 150 kPa, 500 K entering. The heat exchanger is very long so the two flows exit at the same temperature. Use constant heat capacities and find the exit temperature and the total rate of entropy generation.

Solution:

C.V. Heat exchanger,
steady 2 flows in and
two flows out.



$$\text{Energy Eq.6.10: } \dot{m}_{\text{O}_2}h_1 + \dot{m}_{\text{N}_2}h_3 = \dot{m}_{\text{O}_2}h_2 + \dot{m}_{\text{N}_2}h_4$$

Same exit temperature so $T_4 = T_2$ with values from Table A.5

$$\begin{aligned} \dot{m}_{\text{O}_2}C_{\text{P O}_2}T_1 + \dot{m}_{\text{N}_2}C_{\text{P N}_2}T_3 &= (\dot{m}_{\text{O}_2}C_{\text{P O}_2} + \dot{m}_{\text{N}_2}C_{\text{P N}_2})T_2 \\ T_2 &= \frac{0.25 \times 0.922 \times 290 + 0.6 \times 1.042 \times 500}{0.25 \times 0.922 + 0.6 \times 1.042} = \frac{379.45}{0.8557} \\ &= \mathbf{443.4 \text{ K}} \end{aligned}$$

Entropy Eq.9.7 gives for the generation

$$\begin{aligned} \dot{S}_{\text{gen}} &= \dot{m}_{\text{O}_2}(s_2 - s_1) + \dot{m}_{\text{N}_2}(s_4 - s_3) \\ &= \dot{m}_{\text{O}_2}C_{\text{P}} \ln(T_2/T_1) + \dot{m}_{\text{N}_2}C_{\text{P}} \ln(T_4/T_3) \\ &= 0.25 \times 0.922 \ln(443.4/290) + 0.6 \times 1.042 \ln(443.4/500) \\ &= 0.0979 - 0.0751 = \mathbf{0.0228 \text{ kW/K}} \end{aligned}$$

Transient processes

9.63

Calculate the specific entropy generated in the filling process given in Example 6.11.

Solution:

C.V. Cannister filling process where: ${}_1Q_2 = 0$; ${}_1W_2 = 0$; $m_1 = 0$

Continuity Eq.6.15: $m_2 - 0 = m_{in}$;

Energy Eq.6.16: $m_2u_2 - 0 = m_{in}h_{line} + 0 + 0 \Rightarrow u_2 = h_{line}$

Entropy Eq.9.12: $m_2s_2 - 0 = m_{in}s_{line} + 0 + {}_1S_2_{gen}$

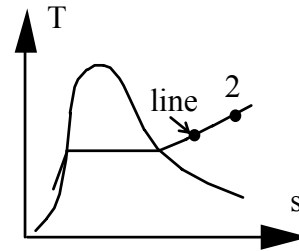
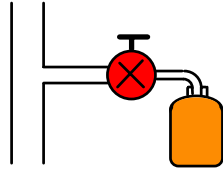
Inlet state: 1.4 MPa, 300°C, $h_i = 3040.4$ kJ/kg, $s_i = 6.9533$ kJ/kg K

final state: 1.4 MPa, $u_2 = h_i = 3040.4$ kJ/kg

$$\Rightarrow T_2 = 452^\circ\text{C}, s_2 = 7.45896 \text{ kJ/kg K}$$

$${}_1S_2_{gen} = m_2(s_2 - s_i)$$

$${}_1S_2_{gen} = s_2 - s_i = 7.45896 - 6.9533 = \mathbf{0.506 \text{ kJ/kg K}}$$



9.64

Calculate the total entropy generated in the filling process given in Example 6.12.

Solution:

Since the solution to the problem is done in the example we will just add the second law analysis to that.

Initial state: Table B.1.2: $s_1 = 6.9404 \text{ kJ/kg K}$

Final state: Table B.1.3: $s_2 = 6.9533 + \frac{42}{50} \times (7.1359 - 6.9533) = 7.1067 \frac{\text{kJ}}{\text{kg K}}$

Inlet state: Table B.1.3: $s_i = 6.9533 \text{ kJ/kg K}$

Entropy Eq.9.12: $m_2 s_2 - m_1 s_1 = m_i s_i + {}_1S_2 \text{ gen}$

Now solve for the generation

$$\begin{aligned} {}_1S_2 \text{ gen} &= m_2 s_2 - m_1 s_1 - m_i s_i \\ &= 2.026 \times 7.1067 - 0.763 \times 6.9404 - 1.263 \times 6.9533 \\ &= \mathbf{0.32 \text{ kJ/K}} > 0 \end{aligned}$$

9.65

An initially empty 0.1 m^3 cannister is filled with R-12 from a line flowing saturated liquid at -5°C . This is done quickly such that the process is adiabatic. Find the final mass, liquid and vapor volumes, if any, in the cannister. Is the process reversible?

Solution:

C.V. Cannister filling process where: ${}_1Q_2 = 0$; ${}_1W_2 = 0$; $m_1 = 0$

Continuity Eq.6.15: $m_2 - 0 = m_{in}$;

Energy Eq.6.16: $m_2u_2 - 0 = m_{in}h_{line} + 0 + 0 \Rightarrow u_2 = h_{line}$

2: $P_2 = P_L$; $u_2 = h_L \Rightarrow$ 2 phase $u_2 > u_f$; $u_2 = u_f + x_2u_{fg}$

Table B.3.1: $u_f = 31.26$; $u_{fg} = 137.16$; $h_f = 31.45$ all kJ/kg

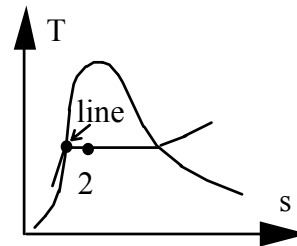
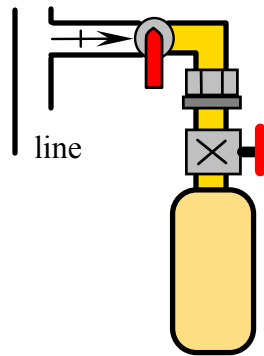
$$x_2 = (31.45 - 31.26)/137.16 = 0.001385$$

$$\Rightarrow v_2 = v_f + x_2v_{fg} = 0.000708 + 0.001385 \times 0.06426 = 0.000797 \text{ m}^3/\text{kg}$$

$$\Rightarrow m_2 = V/v_2 = \mathbf{125.47 \text{ kg}}; \quad m_f = 125.296 \text{ kg}; \quad m_g = 0.174 \text{ kg}$$

$$V_f = m_f v_f = \mathbf{0.0887 \text{ m}^3}; \quad V_g = m_g v_g = \mathbf{0.0113 \text{ m}^3}$$

Process is irreversible (throttling) $s_2 > s_f$



9.66

A 1-m³ rigid tank contains 100 kg R-22 at ambient temperature, 15°C. A valve on top of the tank is opened, and saturated vapor is throttled to ambient pressure, 100 kPa, and flows to a collector system. During the process the temperature inside the tank remains at 15°C. The valve is closed when no more liquid remains inside. Calculate the heat transfer to the tank and total entropy generation in the process.

Solution:

C.V. Tank out to surroundings. Rigid tank so no work term.

$$\text{Continuity Eq.6.15: } m_2 - m_1 = -m_e ;$$

$$\text{Energy Eq.6.16: } m_2u_2 - m_1u_1 = Q_{CV} - m_e h_e$$

$$\text{Entropy Eq.9.12: } m_2s_2 - m_1s_1 = Q_{CV}/T_{SUR} - m_e s_e + S_{gen}$$

$$\text{State 1: Table B.3.1, } v_1 = V_1/m_1 = 1/100 = 0.000812 + x_1 0.02918$$

$$x_1 = 0.3149, \quad u_1 = 61.88 + 0.3149 \times 169.47 = 115.25 \text{ kJ/kg}$$

$$s_1 = 0.2382 + 0.3149 \times 0.668 = 0.44855; \quad h_e = h_g = 255.0 \text{ kJ/kg}$$

$$\text{State 2: } v_2 = v_g = 0.02999, \quad u_2 = u_g = 231.35, \quad s_2 = 0.9062 \text{ kJ/kg K}$$

$$\text{Exit state: } h_e = 255.0, P_e = 100 \text{ kPa} \rightarrow T_e = -4.7^\circ\text{C}, \quad s_e = 1.0917$$

$$m_2 = 1/0.02999 = 33.34 \text{ kg}; \quad m_e = 100 - 33.34 = 66.66 \text{ kg}$$

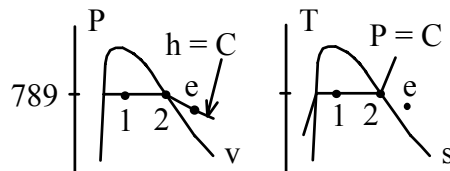
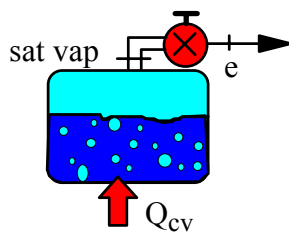
$$Q_{CV} = m_2u_2 - m_1u_1 + m_e h_e$$

$$= 33.34 \times 231.35 - 100 \times 115.25 + 66.66 \times 255 = \mathbf{13\ 186\ kJ}$$

$$\Delta S_{CV} = m_2s_2 - m_1s_1 = 33.34(0.9062) - 100(0.44855) = -14.642$$

$$\Delta S_{SUR} = -Q_{CV}/T_{SUR} + m_e s_e = -13186/288.2 + 66.66(1.0917) = +27.012$$

$$S_{gen} = \Delta S_{NET} = -14.642 + 27.012 = \mathbf{+12.37\ kJ/K}$$



9.67

Air in a tank is at 300 kPa, 400 K with a volume of 2 m³. A valve on the tank is opened to let some air escape to the ambient to a final pressure inside of 200 kPa. Find the final temperature and mass assuming a reversible adiabatic process for the air remaining inside the tank.

Solution:

C.V. Total tank.

$$\text{Continuity Eq.6.15: } m_2 - m_1 = -m_{\text{ex}}$$

$$\text{Energy Eq.6.16: } m_2 u_2 - m_1 u_1 = -m_{\text{ex}} h_{\text{ex}} + {}_1Q_2 - {}_1W_2$$

$$\text{Entropy Eq.9.12: } m_2 s_2 - m_1 s_1 = -m_{\text{ex}} s_{\text{ex}} + \int dQ/T + {}_1S_2_{\text{gen}}$$

$$\text{Process: } \text{Adiabatic } {}_1Q_2 = 0; \text{ rigid tank } {}_1W_2 = 0$$

This has too many unknowns (we do not know state 2).

C.V. m_2 the mass that remains in the tank. This is a control mass.

$$\text{Energy Eq.5.11: } m_2(u_2 - u_1) = {}_1Q_2 - {}_1W_2$$

$$\text{Entropy Eq.8.14: } m_2(s_2 - s_1) = \int dQ/T + {}_1S_2_{\text{gen}}$$

$$\text{Process: } \text{Adiabatic } {}_1Q_2 = 0; \text{ Reversible } {}_1S_2_{\text{gen}} = 0$$

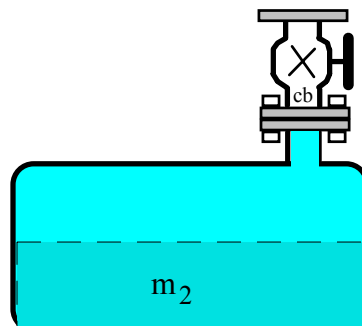
$$\Rightarrow s_2 = s_1$$

Ideal gas and process Eq.8.32

$$T_2 = T_1 \left(\frac{P_2}{P_1} \right)^{\frac{k-1}{k}} = 400(200/300)^{0.2857} = \mathbf{356.25 \text{ K}}$$

$$m_2 = \frac{P_2 V}{RT_2} = \frac{200 \times 2}{0.287 \times 356.25} = \mathbf{3.912 \text{ kg}}$$

Notice that the work term is not zero for mass m_2 . The work goes into pushing the mass m_{ex} out.



9.68

An empty cannister of 0.002 m^3 is filled with R-134a from a line flowing saturated liquid R-134a at 0°C . The filling is done quickly so it is adiabatic. Find the final mass in the cannister and the total entropy generation.

Solution:

C.V. Cannister filling process where: ${}_1Q_2 = 0$; ${}_1W_2 = 0$; $m_1 = 0$

Continuity Eq.6.15: $m_2 - 0 = m_{\text{in}}$;

Energy Eq.6.16: $m_2 u_2 - 0 = m_{\text{in}} h_{\text{line}} + 0 + 0 \Rightarrow u_2 = h_{\text{line}}$

Entropy Eq.9.12: $m_2 s_2 - 0 = m_{\text{in}} s_{\text{line}} + 0 + {}_1S_2_{\text{gen}}$

Inlet state: Table B.5.1 $h_{\text{line}} = 200 \text{ kJ/kg}$, $s_{\text{line}} = 1.0 \text{ kJ/kg K}$

State 2: $P_2 = P_{\text{line}}$ and $u_2 = h_{\text{line}} = 200 \text{ kJ/kg} > u_f$

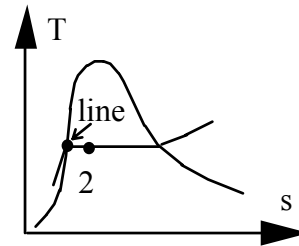
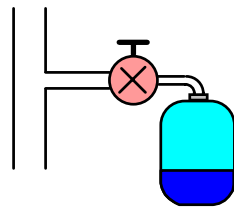
$$x_2 = (200 - 199.77) / 178.24 = 0.00129$$

$$v_2 = 0.000773 + x_2 0.06842 = 0.000861 \text{ m}^3/\text{kg}$$

$$s_2 = 1.0 + x_2 0.7262 = 1.000937 \text{ kJ/kg K}$$

$$m_2 = V / v_2 = 0.002 / 0.000861 = \mathbf{2.323 \text{ kg}}$$

$${}_1S_2_{\text{gen}} = m_2(s_2 - s_{\text{line}}) = 2.323 (1.00094 - 1) = \mathbf{0.0109 \text{ kJ/K}}$$



9.69

An old abandoned saltmine, $100\,000\text{ m}^3$ in volume, contains air at 290 K , 100 kPa . The mine is used for energy storage so the local power plant pumps it up to 2.1 MPa using outside air at 290 K , 100 kPa . Assume the pump is ideal and the process is adiabatic. Find the final mass and temperature of the air and the required pump work.

Solution:

C.V. The mine volume and the pump

$$\text{Continuity Eq.6.15: } m_2 - m_1 = m_{\text{in}}$$

$$\text{Energy Eq.6.16: } m_2 u_2 - m_1 u_1 = {}_1Q_2 - {}_1W_2 + m_{\text{in}} h_{\text{in}}$$

$$\text{Entropy Eq.9.12: } m_2 s_2 - m_1 s_1 = \int dQ/T + {}_1S_2_{\text{gen}} + m_{\text{in}} s_{\text{in}}$$

$$\text{Process: Adiabatic } {}_1Q_2 = 0, \text{ Process ideal } {}_1S_2_{\text{gen}} = 0, s_1 = s_{\text{in}}$$

$$\Rightarrow m_2 s_2 = m_1 s_1 + m_{\text{in}} s_{\text{in}} = (m_1 + m_{\text{in}}) s_1 = m_2 s_1 \Rightarrow s_2 = s_1$$

$$\text{Constant } s \Rightarrow \text{Eq.8.28 } s_{T_2}^{\circ} = s_{T_1}^{\circ} + R \ln(P_2 / P_{\text{in}})$$

$$s_{T_2}^{\circ} = 6.83521 + 0.287 \ln(21) = 7.7090 \text{ kJ/kg K}$$

$$\text{A.7 } \Rightarrow T_2 = \mathbf{680\text{ K}}, u_2 = 496.94 \text{ kJ/kg}$$

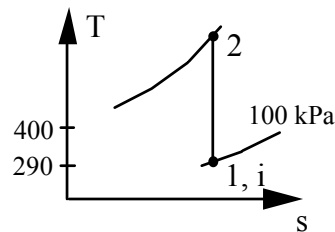
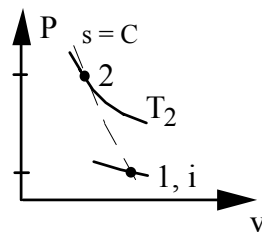
$$m_1 = P_1 V_1 / RT_1 = 100 \times 10^5 / (0.287 \times 290) = 1.20149 \times 10^5 \text{ kg}$$

$$m_2 = P_2 V_2 / RT_2 = 100 \times 21 \times 10^5 / (0.287 \times 680) = \mathbf{10.760 \times 10^5 \text{ kg}}$$

$$\Rightarrow m_{\text{in}} = 9.5585 \times 10^5 \text{ kg}$$

$${}_1W_2 = m_{\text{in}} h_{\text{in}} + m_1 u_1 - m_2 u_2$$

$$= m_{\text{in}}(290.43) + m_1(207.19) - m_2(496.94) = \mathbf{-2.322 \times 10^8 \text{ kJ}}$$



9.70

Air in a tank is at 300 kPa, 400 K with a volume of 2 m³. A valve on the tank is opened to let some air escape to the ambient to a final pressure inside of 200 kPa. At the same time the tank is heated so the air remaining has a constant temperature. What is the mass average value of the s leaving assuming this is an internally reversible process?

Solution:

C.V. Tank, emptying process with heat transfer.

$$\text{Continuity Eq.6.15: } m_2 - m_1 = -m_e$$

$$\text{Energy Eq.6.16: } m_2 u_2 - m_1 u_1 = -m_e h_e + {}_1Q_2$$

$$\text{Entropy Eq.9.12: } m_2 s_2 - m_1 s_1 = -m_e s_e + {}_1Q_2/T + 0$$

$$\text{Process: } T_2 = T_1 \quad \Rightarrow \quad {}_1Q_2 \text{ in at 400 K}$$

$$\text{Reversible } {}_1S_2 \text{ gen} = 0$$

$$\text{State 1: Ideal gas } m_1 = P_1 V / RT_1 = 300 \times 2 / 0.287 \times 400 = 5.2265 \text{ kg}$$

State 2: 200 kPa, 400 K

$$m_2 = P_2 V / RT_2 = 200 \times 2 / 0.287 \times 400 = 3.4843 \text{ kg}$$

$$\Rightarrow m_e = 1.7422 \text{ kg}$$

From the energy equation:

$$\begin{aligned} {}_1Q_2 &= m_2 u_2 - m_1 u_1 + m_e h_e \\ &= 3.4843 \times 286.49 - 5.2265 \times 286.49 + 1.7422 \times 401.3 \\ &= 1.7422(401.3 - 286.49) = 200 \text{ kJ} \end{aligned}$$

$$\begin{aligned} m_e s_e &= m_1 s_1 - m_2 s_2 + {}_1Q_2/T \\ &= 5.2265[7.15926 - 0.287 \ln(300/100)] - 3.4843[7.15926 \\ &\quad - 0.287 \ln(200/100)] + (200/400) \end{aligned}$$

$$m_e s_e = 35.770 - 24.252 + 0.5 = 12.018 \text{ kJ/K}$$

$$s_e = 12.018 / 1.7422 = 6.89817 = \mathbf{6.8982 \text{ kJ/kg K}}$$

Note that the exit state e in this process is for the air before it is throttled across the discharge valve. The throttling process from the tank pressure to ambient pressure is a highly irreversible process.

9.71

An insulated 2 m³ tank is to be charged with R-134a from a line flowing the refrigerant at 3 MPa. The tank is initially evacuated, and the valve is closed when the pressure inside the tank reaches 3 MPa. The line is supplied by an insulated compressor that takes in R-134a at 5°C, quality of 96.5 %, and compresses it to 3 MPa in a reversible process. Calculate the total work input to the compressor to charge the tank.

Solution:

C.V.: Compressor, R-134a. Steady 1 inlet and 1 exit flow, no heat transfer.

$$1^{\text{st}} \text{ Law Eq.6.13: } q_c + h_1 = h_2 + w_c$$

$$\text{Entropy Eq.9.8: } s_1 + \int dq/T + s_{\text{gen}} = s_1 + 0 = s_2$$

inlet: $T_1 = 5^\circ\text{C}$, $x_1 = 0.965$ use Table B.5.1

$$s_1 = s_f + x_1 s_{fg} = 1.0243 + 0.965 \times 0.6995 = 1.6993 \text{ kJ/kg K,}$$

$$h_1 = h_f + x_1 h_{fg} = 206.8 + 0.965 \times 194.6 = 394.6 \text{ kJ/kg}$$

exit: $P_2 = 3 \text{ MPa}$

From the entropy eq.: $s_2 = s_1 = 1.6993 \text{ kJ/kg K}$;

$$T_2 = 90^\circ\text{C}, \quad h_2 = 436.2 \text{ kJ/kg}$$

$$w_c = h_1 - h_2 = -41.6 \text{ kJ/kg}$$

C.V.: Tank; $V_T = 2 \text{ m}^3$, $P_T = 3 \text{ MPa}$

$$1^{\text{st}} \text{ Law Eq.6.16: } Q + m_i h_i = m_2 u_2 - m_1 u_1 + m_e h_e + W;$$

Process and states have: $Q = 0$, $W = 0$, $m_e = 0$, $m_1 = 0$, $m_2 = m_i$

$$u_2 = h_i = 436.2 \text{ kJ/kg}$$

Final state: $P_T = 3 \text{ MPa}$, $u_2 = 436.2 \text{ kJ/kg}$

$$\rightarrow T_T = 101.9^\circ\text{C}, \quad v_T = 0.006783 \text{ m}^3/\text{kg}$$

$$m_T = V_T/v_T = 294.84 \text{ kg};$$

The work term is from the specific compressor work and the total mass

$$-W_c = m_T(-w_c) = \mathbf{12\ 295 \text{ kJ}}$$

9.72

An 0.2 m^3 initially empty container is filled with water from a line at 500 kPa , 200°C until there is no more flow. Assume the process is adiabatic and find the final mass, final temperature and the total entropy generation.

Solution:

C.V. The container volume and any valve out to line.

$$\text{Continuity Eq.6.15: } m_2 - m_1 = m_2 = m_i$$

$$\text{Energy Eq.6.16: } m_2 u_2 - m_1 u_1 = m_2 u_2 = {}_1Q_2 - {}_1W_2 + m_i h_i = m_i h_i$$

$$\text{Entropy Eq.9.12: } m_2 s_2 - m_1 s_1 = m_2 s_2 = \int dQ/T + {}_1S_{2 \text{ gen}} + m_i s_i$$

Process: Adiabatic ${}_1Q_2 = 0$, Rigid ${}_1W_2 = 0$ Flow stops $P_2 = P_{\text{line}}$

$$\text{State i: } h_i = 2855.37 \text{ kJ/kg}; \quad s_i = 7.0592 \text{ kJ/kg K}$$

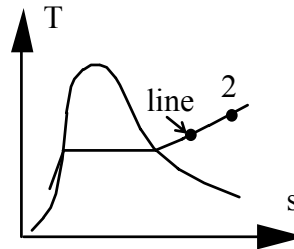
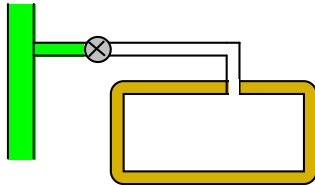
$$\text{State 2: } 500 \text{ kPa, } u_2 = h_i = 2855.37 \text{ kJ/kg} \Rightarrow \text{Table B.1.3}$$

$$T_2 \cong 332.9^\circ\text{C}, \quad s_2 = 7.5737 \text{ kJ/kg}, \quad v_2 = 0.55387 \text{ m}^3/\text{kg}$$

$$m_2 = V/v_2 = 0.2/0.55387 = 0.361 \text{ kg}$$

From the entropy equation

$$\begin{aligned} {}_1S_{2 \text{ gen}} &= m_2 s_2 - m_2 s_i \\ &= 0.361(7.5737 - 7.0592) = \mathbf{0.186 \text{ kJ/K}} \end{aligned}$$



9.73

Air from a line at 12 MPa, 15°C, flows into a 500-L rigid tank that initially contained air at ambient conditions, 100 kPa, 15°C. The process occurs rapidly and is essentially adiabatic. The valve is closed when the pressure inside reaches some value, P_2 . The tank eventually cools to room temperature, at which time the pressure inside is 5 MPa. What is the pressure P_2 ? What is the net entropy change for the overall process?

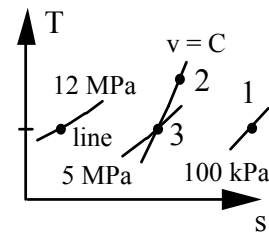
Solution:

CV: Tank. Mass flows in, so this is transient. Find the mass first

$$m_1 = P_1 V / RT_1 = \frac{100 \times 0.5}{0.287 \times 288.2} = 0.604 \text{ kg}$$

Fill to P_2 , then cool to $T_3 = 15^\circ\text{C}$, $P_3 = 5 \text{ MPa}$

$$\begin{aligned} m_3 = m_2 = P_3 V / RT_3 \\ = \frac{5000 \times 0.5}{0.287 \times 288.2} = 30.225 \text{ kg} \end{aligned}$$



Mass: $m_i = m_2 - m_1 = 30.225 - 0.604 = 29.621 \text{ kg}$

In the process 1-2 heat transfer = 0

1st law Eq.6.16: $m_i h_i = m_2 u_2 - m_1 u_1$; $m_i C_{p0} T_i = m_2 C_{v0} T_2 - m_1 C_{v0} T_1$

$$T_2 = \frac{(29.621 \times 1.004 + 0.604 \times 0.717) \times 288.2}{30.225 \times 0.717} = 401.2 \text{ K}$$

$$P_2 = m_2 R T_2 / V = (30.225 \times 0.287 \times 401.2) / 0.5 = \mathbf{6.960 \text{ MPa}}$$

Consider now the total process from the start to the finish at state 3.

Energy Eq.6.16: $Q_{CV} + m_i h_i = m_2 u_3 - m_1 u_1 = m_2 h_3 - m_1 h_1 - (P_3 - P_1)V$

But, since $T_i = T_3 = T_1$, $m_i h_i = m_2 h_3 - m_1 h_1$

$$\Rightarrow Q_{CV} = -(P_3 - P_1)V = -(5000 - 100)0.5 = -2450 \text{ kJ}$$

From Eqs.9.24-9.26

$$\Delta S_{NET} = m_3 s_3 - m_1 s_1 - m_i s_i - Q_{CV} / T_0 = m_3 (s_3 - s_i) - m_1 (s_1 - s_i) - Q_{CV} / T_0$$

$$= 30.225 \left[0 - 0.287 \ln \frac{5}{12} \right] - 0.604 \left[0 - 0.287 \ln \frac{0.1}{12} \right] + (2450 / 288.2)$$

$$= \mathbf{15.265 \text{ kJ/K}}$$

9.74

An initially empty canister of volume 0.2 m^3 is filled with carbon dioxide from a line at 1000 kPa , 500 K . Assume the process is adiabatic and the flow continues until it stops by itself. Use constant heat capacity to solve for the final mass and temperature of the carbon dioxide in the canister and the total entropy generated by the process.

Solution:

C.V. Cannister + valve out to line. No boundary/shaft work, $m_1 = 0$; $Q = 0$.

$$\text{Continuity Eq.6.15: } m_2 - 0 = m_i$$

$$\text{Energy Eq.6.16: } m_2 u_2 - 0 = m_i h_i$$

$$\text{Entropy Eq.9.12: } m_2 s_2 - 0 = m_i s_i + {}_1S_2 \text{ gen}$$

$$\text{State 2: } P_2 = P_i \text{ and } u_2 = h_i = h_{\text{line}} = h_2 - RT_2 \quad (\text{ideal gas})$$

$$\text{To reduce or eliminate guess use: } h_2 - h_{\text{line}} = C_{P0}(T_2 - T_{\text{line}})$$

$$\text{Energy Eq. becomes: } C_{P0}(T_2 - T_{\text{line}}) - RT_2 = 0$$

$$T_2 = T_{\text{line}} C_{P0}/(C_{P0} - R) = T_{\text{line}} C_{P0}/C_{V0} = k T_{\text{line}}$$

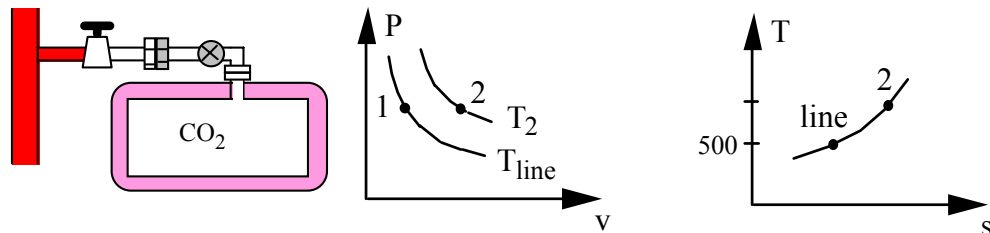
$$\text{Use A.5: } C_p = 0.842 \frac{\text{kJ}}{\text{kg K}}, k = 1.289 \Rightarrow T_2 = 1.289 \times 500 = \mathbf{644.5 \text{ K}}$$

$$m_2 = P_2 V / RT_2 = 1000 \times 0.2 / (0.1889 \times 644.5) = \mathbf{1.643 \text{ kg}}$$

$$\begin{aligned} {}_1S_2 \text{ gen} &= m_2 (s_2 - s_i) = m_2 [C_p \ln(T_2 / T_{\text{line}}) - R \ln(P_2 / P_{\text{line}})] \\ &= 1.644 [0.842 \times \ln(1.289) - 0] = \mathbf{0.351 \text{ kJ/K}} \end{aligned}$$

$$\text{If we use A.8 at } 550 \text{ K: } C_p = 1.045 \frac{\text{kJ}}{\text{kg K}}, k = 1.22$$

$$\Rightarrow T_2 = 610 \text{ K}, m_2 = 1.735 \text{ kg}$$



9.75

A cook filled a pressure cooker with 3 kg water at 20°C and a small amount of air and forgot about it. The pressure cooker has a vent valve so if $P > 200$ kPa steam escapes to maintain a pressure of 200 kPa. How much entropy was generated in the throttling of the steam through the vent to 100 kPa when half the original mass has escaped?

Solution:

The pressure cooker goes through a transient process as it heats water up to the boiling temperature at 200 kPa then heats more as saturated vapor at 200 kPa escapes. The throttling process is steady state as it flows from saturated vapor at 200 kPa to 100 kPa which we assume is a constant h process.

C.V. Pressure cooker, no work.

$$\text{Continuity Eq.6.15:} \quad m_2 - m_1 = -m_e$$

$$\text{Energy Eq.6.16:} \quad m_2 u_2 - m_1 u_1 = -m_e h_e + {}_1Q_2$$

$$\text{Entropy Eq.9.12:} \quad m_2 s_2 - m_1 s_1 = -m_e s_e + \int dQ/T + {}_1S_2_{\text{gen}}$$

$$\text{State 1: } v_1 = v_f = 0.001002 \text{ m}^3/\text{kg} \quad V = m_1 v_1 = 0.003006 \text{ m}^3$$

$$\text{State 2: } m_2 = m_1/2 = 1.5 \text{ kg, } v_2 = V/m_2 = 2v_1, P_2 = 200 \text{ kPa}$$

$$\text{Exit: } h_e = h_g = 2706.63 \text{ kJ/kg, } s_e = s_g = 7.1271 \text{ kJ/kg K}$$

So we can find the needed heat transfer and entropy generation if we know the C.V. surface temperature T . If we assume T for water then ${}_1S_2_{\text{gen}} = 0$, which is an internally reversible externally irreversible process, there is a ΔT between the water and the source.

C.V. Valve, steady flow from state e (200 kPa) to state 3 (at 100 kPa).

$$\text{Energy Eq.:} \quad h_3 = h_e$$

$$\text{Entropy Eq.:} \quad s_3 = s_e + {}_eS_3_{\text{gen}} \quad \text{generation in valve (throttle)}$$

$$\text{State 3: } 100 \text{ kPa, } h_3 = 2706.63 \text{ kJ/kg} \quad \text{Table B.1.3} \Rightarrow$$

$$T_3 = 99.62 + (150-99.62) \frac{2706.63 - 2675.46}{2776.38 - 2675.46} = 115.2^\circ\text{C}$$

$$s_3 = 7.3593 + (7.6133 - 7.3593) 0.30886 = 7.4378 \text{ kJ/kg K}$$

$${}_eS_3_{\text{gen}} = m_e(s_3 - s_e) = 1.5 (7.4378 - 7.1271) = \mathbf{0.466 \text{ kJ/K}}$$

Reversible shaft work, Bernoulli equation**9.76**

A large storage tank contains saturated liquid nitrogen at ambient pressure, 100 kPa; it is to be pumped to 500 kPa and fed to a pipeline at the rate of 0.5 kg/s. How much power input is required for the pump, assuming it to be reversible?

Solution:

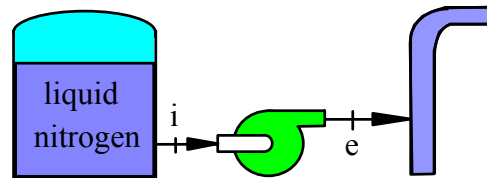
C.V. Pump, liquid is assumed to be incompressible.

Table B.6.1 at $P_i = 101.3 \text{ kPa}$, $v_{Fi} = 0.00124 \text{ m}^3/\text{kg}$

Eq.9.18

$$w_{\text{PUMP}} = -w_{\text{cv}} = \int v dP \approx v_{Fi}(P_e - P_i)$$

$$= 0.00124(500 - 101) = 0.494 \text{ kJ/kg}$$



$$\dot{W}_{\text{PUMP}} = \dot{m}w_{\text{PUMP}} = 0.5 \text{ kg/s} (0.494 \text{ kJ/kg}) = \mathbf{0.247 \text{ kW}}$$

9.77

Liquid water at ambient conditions, 100 kPa, 25°C, enters a pump at the rate of 0.5 kg/s. Power input to the pump is 3 kW. Assuming the pump process to be reversible, determine the pump exit pressure and temperature.

Solution:

C.V. Pump. Steady single inlet and exit flow with no heat transfer.

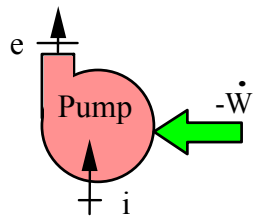
$$\text{Energy Eq. 6.13: } w = h_i - h_e = \dot{W}/\dot{m} = -3/0.5 = -6.0 \text{ kJ/kg}$$

Using also incompressible media we can use Eq. 9.18

$$w = - \int v dP \approx -v_i(P_e - P_i) = -0.001003(P_e - 100)$$

from which we can solve for the exit pressure

$$P_e = 100 + 6.0/0.001003 = 6082 \text{ kPa} = \mathbf{6.082 \text{ MPa}}$$



$$-\dot{W} = 3 \text{ kW}, \quad P_i = 100 \text{ kPa}$$

$$T_i = 25^\circ\text{C}, \quad \dot{m} = 0.5 \text{ kg/s}$$

$$\text{Energy Eq.: } h_e = h_i - w = 104.87 - (-6) = 110.87 \text{ kJ/kg}$$

$$\text{Use Table B.1.4 at 5 MPa} \Rightarrow \mathbf{T_e = 25.3^\circ\text{C}}$$

Remark:

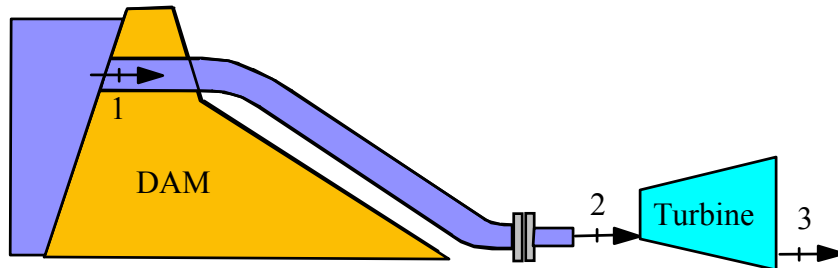
$$\text{If we use the software we get: } \left. \begin{array}{l} s_i = 0.36736 = s_e \\ \text{At } s_e \text{ \& } P_e \end{array} \right\} \rightarrow T_e = \mathbf{25.1^\circ\text{C}}$$

9.78

A small dam has a pipe carrying liquid water at 150 kPa, 20°C with a flow rate of 2000 kg/s in a 0.5 m diameter pipe. The pipe runs to the bottom of the dam 15 m lower into a turbine with pipe diameter 0.35 m. Assume no friction or heat transfer in the pipe and find the pressure of the turbine inlet. If the turbine exhausts to 100 kPa with negligible kinetic energy what is the rate of work?

Solution:

C.V. Pipe. Steady flow no work, no heat transfer.



States: compressed liquid B.1.1 $v_2 \approx v_1 \approx v_f = 0.001002 \text{ m}^3/\text{kg}$

Continuity Eq.6.3: $\dot{m} = \rho A\mathbf{V} = A\mathbf{V}/v$

$$\mathbf{V}_1 = \dot{m}v_1/A_1 = 2000 \times 0.001002 / \left(\frac{\pi}{4}0.5^2\right) = 10.2 \text{ m s}^{-1}$$

$$\mathbf{V}_2 = \dot{m}v_2/A_2 = 2000 \times 0.001002 / \left(\frac{\pi}{4}0.35^2\right) = 20.83 \text{ m s}^{-1}$$

From Bernoulli Eq.9.17 for the pipe (incompressible substance):

$$v(P_2 - P_1) + \frac{1}{2}(\mathbf{V}_2^2 - \mathbf{V}_1^2) + g(Z_2 - Z_1) = \emptyset \Rightarrow$$

$$P_2 = P_1 + \left[\frac{1}{2}(\mathbf{V}_1^2 - \mathbf{V}_2^2) + g(Z_1 - Z_2)\right]/v$$

$$= 150 + \left[\frac{1}{2} \times 10.2^2 - \frac{1}{2} \times 20.83^2 + 9.80665 \times 15\right] / (1000 \times 0.001002)$$

$$= 150 - 17.8 = \mathbf{132.2 \text{ kPa}}$$

Note that the pressure at the bottom should be higher due to the elevation difference but lower due to the acceleration.

Now apply the energy equation Eq.9.14 for the total control volume

$$w = -\int v \, dP + \frac{1}{2}(\mathbf{V}_1^2 - \mathbf{V}_3^2) + g(Z_1 - Z_3)$$

$$= -0.001002(100 - 150) + \left[\frac{1}{2} \times 10.2^2 + 9.80665 \times 15\right] / 1000 = 0.25 \text{ kJ/kg}$$

$$\dot{W} = \dot{m}w = 2000 \times 0.25 = \mathbf{500 \text{ kW}}$$

9.79

A firefighter on a ladder 25 m above ground should be able to spray water an additional 10 m up with the hose nozzle of exit diameter 2.5 cm. Assume a water pump on the ground and a reversible flow (hose, nozzle included) and find the minimum required power.

Solution:

C.V.: pump + hose + water column, total height difference 35 m. Here \mathbf{V} is velocity, not volume.

$$\text{Continuity Eq.6.3, 6.11:} \quad \dot{m}_{\text{in}} = \dot{m}_{\text{ex}} = (\rho A \mathbf{V})_{\text{nozzle}}$$

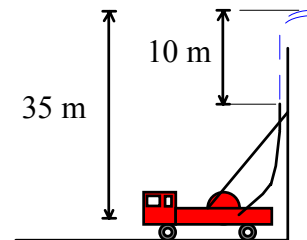
$$\text{Energy Eq.6.12:} \quad \dot{m}(-w_p) + \dot{m}(h + \mathbf{V}^2/2 + gz)_{\text{in}} = \dot{m}(h + \mathbf{V}^2/2 + gz)_{\text{ex}}$$

$$\text{Process:} \quad h_{\text{in}} \cong h_{\text{ex}}, \quad \mathbf{V}_{\text{in}} \cong \mathbf{V}_{\text{ex}} = 0, \quad z_{\text{ex}} - z_{\text{in}} = 35 \text{ m}, \quad \rho = 1/v \cong 1/v_f$$

$$-w_p = g(z_{\text{ex}} - z_{\text{in}}) = 9.81 \times (35 - 0) = 343.2 \text{ J/kg}$$

The velocity in the exit nozzle is such that it can rise 10 m. Make that column a C.V. for which Bernoulli Eq.9.17 is:

$$\begin{aligned} gz_{\text{noz}} + \frac{1}{2} \mathbf{V}_{\text{noz}}^2 &= gz_{\text{ex}} + 0 \\ \mathbf{V}_{\text{noz}} &= \sqrt{2g(z_{\text{ex}} - z_{\text{noz}})} \\ &= \sqrt{2 \times 9.81 \times 10} = 14 \text{ m/s} \end{aligned}$$



$$\dot{m} = \frac{\pi (D)^2}{4} \mathbf{V}_{\text{noz}} = (\pi/4) 0.025^2 \times 14 / 0.001 = 6.873 \text{ kg/s}$$

$$-\dot{W}_p = -\dot{m}w_p = 6.873 \text{ kg/s} \times 343.2 \text{ J/kg} = \mathbf{2.36 \text{ kW}}$$

9.80

A small pump is driven by a 2 kW motor with liquid water at 150 kPa, 10°C entering. Find the maximum water flow rate you can get with an exit pressure of 1 MPa and negligible kinetic energies. The exit flow goes through a small hole in a spray nozzle out to the atmosphere at 100 kPa. Find the spray velocity.

Solution:

C.V. Pump. Liquid water is incompressible so work from Eq.9.18

$$\dot{W} = \dot{m}w = -\dot{m}v(P_e - P_i) \Rightarrow$$

$$\dot{m} = \dot{W} / [-v(P_e - P_i)] = -2 / [-0.001003 (1000 - 150)] = 2.35 \text{ kg/s}$$

C.V. Nozzle. No work, no heat transfer, $v \approx \text{constant}$ \Rightarrow Bernoulli Eq.9.17

$$\frac{1}{2} \mathbf{V}_{\text{ex}}^2 = v\Delta P = 0.001 (1000 - 100) = 0.9 \text{ kJ/kg} = 900 \text{ J/kg}$$

$$\mathbf{V}_{\text{ex}} = \sqrt{2 \times 900 \text{ J/kg}} = \mathbf{42.4 \text{ m s}^{-1}}$$

9.81

A garden water hose has liquid water at 200 kPa, 15°C. How high a velocity can be generated in a small ideal nozzle? If you direct the water spray straight up how high will it go?

Solution:

Liquid water is incompressible and we will assume process is reversible.

$$\text{Bernoulli's Eq. across the nozzle Eq.9.17:} \quad v\Delta P = \Delta\left(\frac{1}{2} \mathbf{V}^2\right)$$

$$\mathbf{V} = \sqrt{2v\Delta P} = \sqrt{2 \times 0.001001 \times (200 - 101) \times 1000} = \mathbf{14.08 \text{ m/s}}$$

$$\text{Bernoulli's Eq.9.17 for the column:} \quad \Delta\left(\frac{1}{2} \mathbf{V}^2\right) = \Delta gZ$$

$$\Delta Z = \Delta\left(\frac{1}{2} \mathbf{V}^2\right)/g = v\Delta P/g = 0.001001 \times (200 - 101) \times 1000/9.807 = \mathbf{10.1 \text{ m}}$$

9.82

Saturated R-134a at -10°C is pumped/compressed to a pressure of 1.0 MPa at the rate of 0.5 kg/s in a reversible adiabatic process. Calculate the power required and the exit temperature for the two cases of inlet state of the R-134a:

- quality of 100 %.
- quality of 0 %.

Solution:

C.V.: Pump/Compressor, $\dot{m} = 0.5 \text{ kg/s}$, R-134a

- a) State 1: Table B.5.1, $T_1 = -10^\circ\text{C}$, $x_1 = 1.0$ Saturated vapor

$$P_1 = P_g = 202 \text{ kPa}, \quad h_1 = h_g = 392.3 \text{ kJ/kg}, \quad s_1 = s_g = 1.7319 \text{ kJ/kg-K}$$

Assume Compressor is isentropic, $s_2 = s_1 = 1.7319 \text{ kJ/kg-K}$

$$h_2 = 425.7 \text{ kJ/kg}, \quad T_2 = 45^\circ\text{C}$$

$$1^{\text{st}} \text{ Law Eq.6.13: } q_c + h_1 = h_2 + w_c; \quad q_c = 0$$

$$w_{cS} = h_1 - h_2 = -33.4 \text{ kJ/kg}; \quad \Rightarrow \quad \dot{W}_C = \dot{m}w_C = -16.7 \text{ kW}$$

- b) State 1: $T_1 = -10^\circ\text{C}$, $x_1 = 0$ Saturated liquid. This is a pump.

$$P_1 = 202 \text{ kPa}, \quad h_1 = h_f = 186.72 \text{ kJ/kg}, \quad v_1 = v_f = 0.000755 \text{ m}^3/\text{kg}$$

$$1^{\text{st}} \text{ Law Eq.6.13: } q_p + h_1 = h_2 + w_p; \quad q_p = 0$$

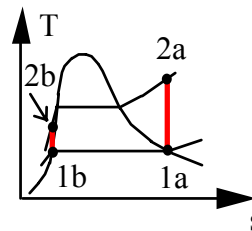
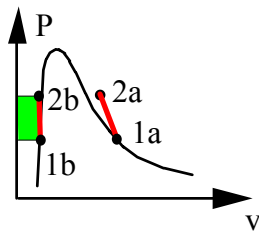
Assume Pump is isentropic and the liquid is incompressible, Eq.9.18:

$$w_{pS} = - \int v \, dP = -v_1(P_2 - P_1) = -0.6 \text{ kJ/kg}$$

$$h_2 = h_1 - w_p = 186.72 - (-0.6) = 187.3 \text{ kJ/kg}, \quad P_2 = 1 \text{ MPa}$$

Assume State 2 is approximately a saturated liquid $\Rightarrow T_2 \cong -9.6^\circ\text{C}$

$$\dot{W}_P = \dot{m}w_P = -0.3 \text{ kW}$$



9.83

A small water pump on ground level has an inlet pipe down into a well at a depth H with the water at 100 kPa, 15°C. The pump delivers water at 400 kPa to a building. The absolute pressure of the water must be at least twice the saturation pressure to avoid cavitation. What is the maximum depth this setup will allow?

Solution:

C.V. Pipe in well, no work, no heat transfer

From Table B.1.1

$$P_{\text{inlet pump}} \geq 2 P_{\text{sat}, 15\text{C}} = 2 \times 1.705 = 3.41 \text{ kPa}$$

Process:

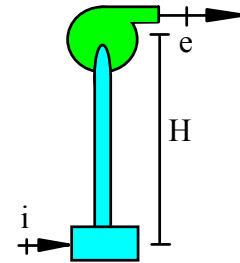
Assume $\Delta KE \approx 0$, $v \approx \text{constant}$. \Rightarrow

Bernoulli Eq.9.17:

$$v \Delta P + g H = 0 \Rightarrow$$

$$1000 \times 0.001001 (3.41 - 100) + 9.80665 \times H = 0$$

$$\Rightarrow \mathbf{H = 9.86 \text{ m}}$$



Since flow has some kinetic energy and there are losses in the pipe the height is overestimated. Also the start transient would generate a very low inlet pressure (it moves flow by suction)

9.84

A small pump takes in water at 20°C, 100 kPa and pumps it to 2.5 MPa at a flow rate of 100 kg/min. Find the required pump power input.

Solution:

C.V. Pump. Assume reversible pump and incompressible flow.

This leads to the work in Eq.9.18

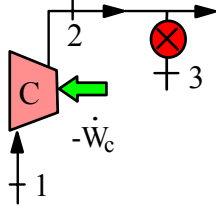
$$w_p = -\int v dP = -v_i(P_e - P_i) = -0.001002(2500 - 100) = -2.4 \text{ kJ/kg}$$

$$\dot{W}_p = \dot{m}w_p = \frac{100 \text{ kg/min}}{60 \text{ sec/min}} (-2.4 \text{ kJ/kg}) = \mathbf{-4.0 \text{ kW}}$$

9.85

A pump/compressor pumps a substance from 100 kPa, 10°C to 1 MPa in a reversible adiabatic process. The exit pipe has a small crack, so that a small amount leaks to the atmosphere at 100 kPa. If the substance is (a) water, (b) R-12, find the temperature after compression and the temperature of the leak flow as it enters the atmosphere neglecting kinetic energies.

Solution:



C.V.: Compressor, reversible adiabatic

$$\text{Eq.6.13: } h_1 - w_c = h_2 ; \quad \text{Eq.9.8: } s_1 = s_2$$

$$\text{State 2: } P_2, \quad s_2 = s_1$$

C.V.: Crack (Steady throttling process)

$$\text{Eq.6.13: } h_3 = h_2 ; \quad \text{Eq.9.8: } s_3 = s_2 + s_{\text{gen}}$$

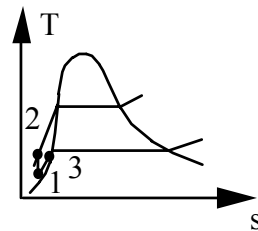
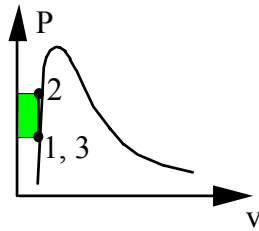
$$\text{State 3: } P_3, \quad h_3 = h_2$$

a) Water 1: compressed liquid, Table B.1.1

$$-w_c = + \int v dP = v_{fl}(P_2 - P_1) = 0.001 \times (1000 - 100) = 0.9 \text{ kJ/kg}$$

$$h_2 = h_1 - w_c = 41.99 + 0.9 = 42.89 \text{ kJ/kg} \Rightarrow T_2 = 10.2^\circ\text{C}$$

$$P_3, h_3 \Rightarrow \text{compressed liquid at } \sim 10.2^\circ\text{C}$$



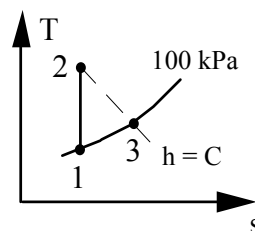
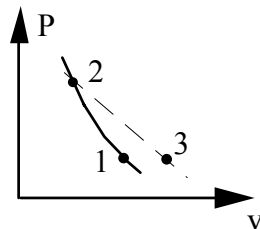
States 1 and 3 are at the same 100 kPa, and same v. You cannot separate them in the P-v fig.

b) R-12 1: superheated vapor, Table B.3.2, $s_1 = 0.8070 \text{ kJ/kg K}$

$$s_2 = s_1 \text{ \& } P_2 \Rightarrow T_2 = 98.5^\circ\text{C}, \quad h_2 = 246.51 \text{ kJ/kg}$$

$$-w_c = h_2 - h_1 = 246.51 - 197.77 = 48.74 \text{ kJ/kg}$$

$$P_3, h_3 \Rightarrow T_3 = 86.8^\circ\text{C}$$



9.86

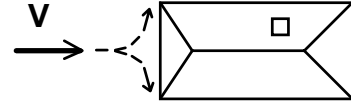
Atmospheric air at 100 kPa, 17°C blows at 60 km/h towards the side of a building. Assume the air is nearly incompressible find the pressure and the temperature at the stagnation point (zero velocity) on the wall.

Solution:

C.V. A stream line of flow from the freestream to the wall.

Eq.9.17:

$$v(P_e - P_i) + \frac{1}{2}(V_e^2 - V_i^2) + g(Z_e - Z_i) = 0$$



$$V_i = 60 \frac{\text{km}}{\text{h}} \times 1000 \frac{\text{m}}{\text{km}} \times \frac{1}{3600} \frac{\text{h}}{\text{s}} = 16.667 \text{ m/s}$$

$$v = \frac{RT_i}{P_i} = \frac{0.287 \times 290.15}{100} = 0.8323 \frac{\text{m}^3}{\text{kg}}$$

$$\Delta P = \frac{1}{2v} V_i^2 = \frac{16.667^2}{0.8323 \times 2000} = 0.17 \text{ kPa}$$

$$P_e = P_i + \Delta P = 100.17 \text{ kPa}$$

Then Eq.8.32 for an isentropic process:

$$T_e = T_i (P_e/P_i)^{0.286} = 290.15 \times 1.0005 = \mathbf{290.3 \text{ K}}$$

Very small effect due to low velocity and air is light (large specific volume)

9.87

You drive on the highway with 120 km/h on a day with 17°C, 100 kPa atmosphere. When you put your hand out of the window flat against the wind you feel the force from the air stagnating, i.e. it comes to relative zero velocity on your skin. Assume the air is nearly incompressible and find the air temperature and pressure right on your hand.

Solution:

Energy Eq.6.13: $\frac{1}{2} \mathbf{V}^2 + h_o = h_{st}$

$$T_{st} = T_o + \frac{1}{2} \mathbf{V}^2 / C_p = 17 + \frac{1}{2} [(120 \times 1000) / 3600]^2 \times (1 / 1004)$$

$$= 17 + 555.5 / 1004 = \mathbf{17.6^\circ C}$$

$$v = RT_o / P_o = 0.287 \times 290 / 100 = 0.8323 \text{ m}^3/\text{kg}$$

From Bernoulli Eq.9.17:

$$v \Delta P = \frac{1}{2} \mathbf{V}^2$$

$$P_{st} = P_o + \frac{1}{2} \mathbf{V}^2 / v = 100 + 555.5 / (0.8323 \times 1000) = \mathbf{100.67 \text{ kPa}}$$

9.88

An air flow at 100 kPa, 290 K, 200 m/s is directed towards a wall. At the wall the flow stagnates (comes to zero velocity) without any heat transfer. Find the stagnation pressure a) assuming incompressible flow b) assume an adiabatic compression. Hint: T comes from the energy equation.

Solution:

Ideal gas: $v = RT_o/P_o = 0.287 \times 290/100 = 0.8323 \text{ m}^3/\text{kg}$

Kinetic energy: $\frac{1}{2} \mathbf{V}^2 = \frac{1}{2} (200^2/1000) = 20 \text{ kJ/kg}$

a) Reversible and incompressible gives Bernoulli Eq.9.17:

$$\Delta P = \frac{1}{2} \mathbf{V}^2/v = 20/0.8323$$

$$= 24 \text{ kPa}$$

$$P_{st} = P_o + \Delta P = 124 \text{ kPa}$$

b) adiabatic compression

Energy Eq.6.13: $\frac{1}{2} \mathbf{V}^2 + h_o = h_{st}$

$$h_{st} - h_o = \frac{1}{2} \mathbf{V}^2 = C_p \Delta T$$

$$\Delta T = \frac{1}{2} \mathbf{V}^2/C_p = 20/1.004 = 19.92^\circ\text{C}$$

$$\Rightarrow T_{st} = 290 + 19.92 = 309.92 \text{ K}$$

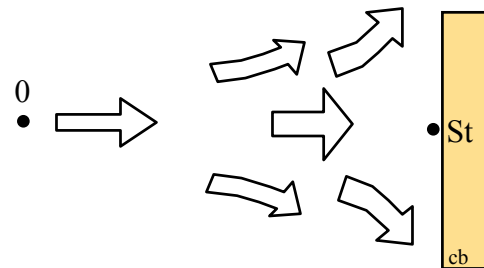
Entropy Eq.9.8 assume also reversible process:

$$s_o + s_{gen} + \int (1/T) dq = s_{st}$$

as $dq = 0$ and $s_{gen} = 0$ then it follows that $s = \text{constant}$

This relation gives Eq.8.32:

$$P_{st} = P_o \left(\frac{T_{st}}{T_o} \right)^{\frac{k}{k-1}} = 100 \times (309.92/290)^{3.5} = \mathbf{126 \text{ kPa}}$$



9.89

Calculate the air temperature and pressure at the stagnation point right in front of a meteorite entering the atmosphere ($-50\text{ }^{\circ}\text{C}$, 50 kPa) with a velocity of 2000 m/s . Do this assuming air is incompressible at the given state and repeat for air being a compressible substance going through an adiabatic compression.

Solution:

$$\text{Kinetic energy: } \frac{1}{2} \mathbf{V}^2 = \frac{1}{2} (2000)^2/1000 = 2000 \text{ kJ/kg}$$

$$\text{Ideal gas: } v_{\text{atm}} = RT/P = 0.287 \times 223/50 = 1.28 \text{ m}^3/\text{kg}$$

a) incompressible

$$\text{Energy Eq.6.13: } \Delta h = \frac{1}{2} \mathbf{V}^2 = 2000 \text{ kJ/kg}$$

If A.5 $\Delta T = \Delta h/C_p = 1992\text{ K}$ unreasonable, too high for that C_p

$$\text{Use A.7: } h_{\text{st}} = h_o + \frac{1}{2} \mathbf{V}^2 = 223.22 + 2000 = 2223.3 \text{ kJ/kg}$$

$$T_{\text{st}} = 1977 \text{ K}$$

Bernoulli (incompressible) Eq.9.17:

$$\Delta P = P_{\text{st}} - P_o = \frac{1}{2} \mathbf{V}^2/v = 2000/1.28 = 1562.5 \text{ kPa}$$

$$P_{\text{st}} = 1562.5 + 50 = 1612.5 \text{ kPa}$$

b) compressible

$T_{\text{st}} = 1977\text{ K}$ the same energy equation.

$$\text{From A.7.1: } s_{T_{\text{st}}}^o = 8.9517 \text{ kJ/kg K}; \quad s_{T_o}^o = 6.5712 \text{ kJ/kg K}$$

Eq.8.28:

$$\begin{aligned} P_{\text{st}} &= P_o \times e^{(s_{T_{\text{st}}}^o - s_{T_o}^o)/R} \\ &= 50 \times \exp \left[\frac{8.9517 - 6.5712}{0.287} \right] \\ &= \mathbf{200\ 075\ kPa} \end{aligned}$$

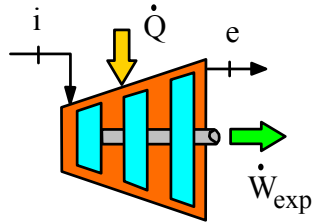


Notice that this is highly compressible, v is not constant.

9.90

Helium gas enters a steady-flow expander at 800 kPa, 300°C, and exits at 120 kPa. The mass flow rate is 0.2 kg/s, and the expansion process can be considered as a reversible polytropic process with exponent, $n = 1.3$. Calculate the power output of the expander.

Solution:



CV: expander, reversible polytropic process.
From Eq.8.37:

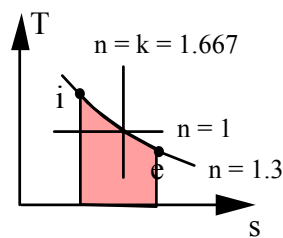
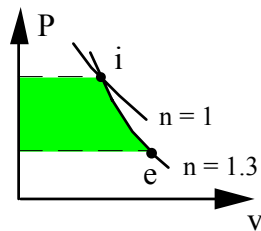
$$T_e = T_i \left(\frac{P_e}{P_i} \right)^{\frac{n-1}{n}} = 573.2 \left(\frac{120}{800} \right)^{\frac{0.3}{1.3}} = 370 \text{ K}$$

Work evaluated from Eq.9.19

$$w = - \int v dP = - \frac{nR}{n-1} (T_e - T_i) = \frac{-1.3 \times 2.07703}{0.3} (370 - 573.2)$$

$$= 1828.9 \text{ kJ/kg}$$

$$\dot{W} = \dot{m}w = 0.2 \times 1828.9 = \mathbf{365.8 \text{ kW}}$$



9.91

Air at 100 kPa, 300 K, flows through a device at steady state with the exit at 1000 K during which it went through a polytropic process with $n = 1.3$. Find the exit pressure, the specific work and heat transfer.

Solution:

C.V. Steady state device, single inlet and single exit flow.

Energy Eq.6.13: $h_1 + q = h_2 + w$ Neglect kinetic, potential energies

Entropy Eq.9.8: $s_1 + \int dq/T + s_{gen} = s_2$

$T_e = 1000$ K; $T_i = 300$ K; $P_i = 100$ kPa

Process Eq.8.37: $P_e = P_i (T_e/T_i)^{\frac{n}{n-1}} = 100 (1000/300)^{\frac{1.3}{0.3}} = \mathbf{18\ 442\ kPa}$

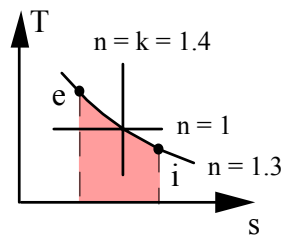
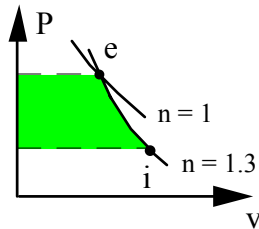
and the process leads to Eq.9.19 for the work term

$$w = \frac{n}{n-1} R (T_e - T_i) = (1.3/-0.3) \times 0.287 \times (1000 - 300)$$

$$= -\mathbf{849.3\ kJ/kg}$$

$$q = h_e - h_i + w = 1046.2 - 300.5 - 849.3$$

$$= -\mathbf{103.6\ kJ/kg}$$



Notice:
 $dP > 0$
 so $dw < 0$
 $ds < 0$
 so $dq < 0$

9.92

A flow of 4 kg/s ammonia goes through a device in a polytropic process with an inlet state of 150 kPa, -20°C and an exit state of 400 kPa, 80°C. Find the polytropic exponent n , the specific work and heat transfer.

Solution:

C.V. Steady state device, single inlet and single exit flow.

Energy Eq.6.13: $h_1 + q = h_2 + w$ Neglect kinetic, potential energies

Entropy Eq.9.8: $s_1 + \int dq/T + s_{gen} = s_2$

Process Eq.8.37: $P_1 v_1^n = P_2 v_2^n$:

State 1: Table B.2.2 $v_1 = 0.79774$, $s_1 = 5.7465$ kJ/kg K, $h_1 = 1422.9$ kJ/kg

State 2: Table B.2.2 $v_2 = 0.4216$, $s_2 = 5.9907$ kJ/kg K, $h_2 = 1636.7$ kJ/kg

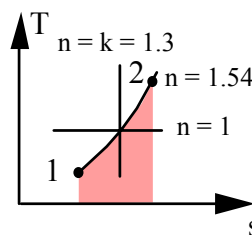
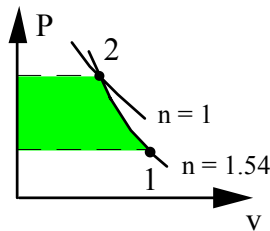
$$\ln(P_2/P_1) = n \ln(v_1/v_2) \Rightarrow 0.98083 = n \times 0.63772$$

$$n = \ln(P_2/P_1) / \ln(v_1/v_2) = \mathbf{1.538}$$

From the process and the integration of $v \, dP$ gives Eq.9.19.

$$w_{shaft} = -\frac{n}{n-1} (P_2 v_2 - P_1 v_1) = -2.8587 (168.64 - 119.66) = \mathbf{-140.0 \text{ kJ/kg}}$$

$$q = h_2 + w - h_1 = 1636.7 - 1422.9 - 140 = \mathbf{73.8 \text{ kJ/kg}}$$



Notice:

$dP > 0$
so $dw < 0$

$ds > 0$
so $dq > 0$

9.93

Carbon dioxide flows through a device entering at 300 K, 200 kPa and leaving at 500 K. The process is steady state polytropic with $n = 3.8$ and heat transfer comes from a 600 K source. Find the specific work, specific heat transfer and the specific entropy generation due to this process.

Solution:

C.V. Steady state device, single inlet and single exit flow.

Energy Eq.6.13: $h_i + q = h_e + w$ Neglect kinetic, potential energies

Entropy Eq.9.8: $s_i + \int dq/T + s_{gen} = s_e$

Process Eq.8.37:

$$P_e = P_i (T_e / T_i)^{\frac{n}{n-1}} = 200(500/300)^{\frac{3.8}{2.8}} = 400 \text{ kPa}$$

and the process leads to Eq.9.19 for the work term

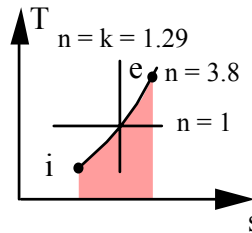
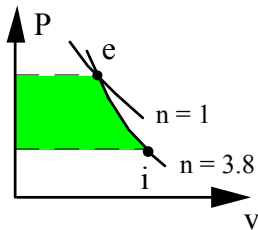
$$w = -\frac{n}{n-1} R (T_e - T_i) = -\frac{3.8}{2.8} \times 0.1889 \times (500 - 300) = -51.3 \text{ kJ/kg}$$

Energy equation gives

$$q = h_e - h_i + w = 401.52 - 214.38 - 51.3 = 135.8 \text{ kJ/kg}$$

Entropy equation gives (CV out to source)

$$\begin{aligned} s_{gen} &= s_e - s_i - q/T_{source} = s_{Te}^o - s_{Ti}^o - R \ln(P_e / P_i) - q/T_{source} \\ &= 5.3375 - 4.8631 - 0.1889 \ln(400/200) - (135.8/600) \\ &= 0.117 \text{ kJ/kg K} \end{aligned}$$



Notice:
 $dP > 0$
 so $dw < 0$

 $ds > 0$
 so $dq > 0$

Notice process is externally irreversible, ΔT between source and CO_2

9.94

An expansion in a gas turbine can be approximated with a polytropic process with exponent $n = 1.25$. The inlet air is at 1200 K, 800 kPa and the exit pressure is 125 kPa with a mass flow rate of 0.75 kg/s. Find the turbine heat transfer and power output.

Solution:

C.V. Steady state device, single inlet and single exit flow.

Energy Eq.6.13: $h_i + q = h_e + w$ Neglect kinetic, potential energies

Entropy Eq.9.8: $s_i + \int dq/T + s_{\text{gen}} = s_e$

Process Eq.8.37:

$$T_e = T_i (P_e / P_i)^{\frac{n-1}{n}} = 1200 (125/800)^{\frac{0.25}{1.25}} = 827.84 \text{ K}$$

so the exit enthalpy is from Table A.7.1

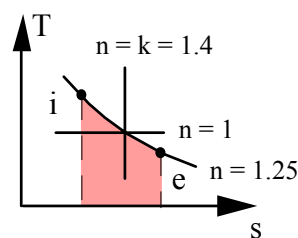
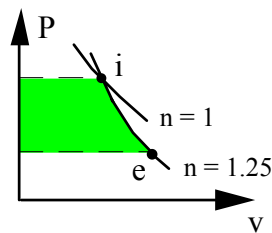
$$h_e = 822.2 + \frac{27.84}{50}(877.4 - 822.2) = 852.94 \text{ kJ/kg}$$

The process leads to Eq.9.19 for the work term

$$\begin{aligned} \dot{W} = \dot{m}w &= -\dot{m} \frac{nR}{n-1} (T_e - T_i) = -0.75 \frac{1.25 \times 0.287}{0.25} \times (827.84 - 1200) \\ &= \mathbf{400.5 \text{ kW}} \end{aligned}$$

Energy equation gives

$$\begin{aligned} \dot{Q} = \dot{m}q &= \dot{m}(h_e - h_i) + \dot{W} = 0.75(852.94 - 1277.81) + 400.5 \\ &= -318.65 + 400.5 = \mathbf{81.9 \text{ kW}} \end{aligned}$$



Notice:
 $dP < 0$
 so $dw > 0$
 $ds > 0$
 so $dq > 0$

Notice this process has some heat transfer in during expansion which is unusual. The typical process would have $n = 1.5$ with a heat loss.

Device efficiency

9.95

Find the isentropic efficiency of the R-134a compressor in Example 6.10

Solution:

State 1: Table B.5.2 $h_1 = 387.2 \text{ kJ/kg}$; $s_1 = 1.7665 \text{ kJ/kg K}$

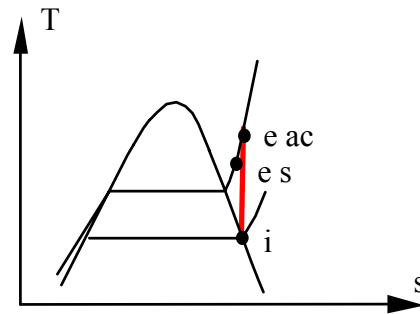
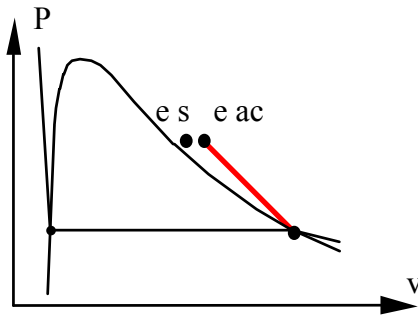
State 2ac: $h_2 = 435.1 \text{ kJ/kg}$

State 2s: $s = 1.7665 \text{ kJ/kg K}$, $800 \text{ kPa} \Rightarrow h = 431.8 \text{ kJ/kg}$; $T = 46.8^\circ\text{C}$

$$-w_{cs} = h_{2s} - h_1 = 431.8 - 387.2 = 44.6 \text{ kJ/kg}$$

$$-w_{ac} = 5/0.1 = 50 \text{ kJ/kg}$$

$$\eta = w_{cs} / w_{ac} = 44.6/50 = \mathbf{0.89}$$



9.96

A compressor is used to bring saturated water vapor at 1 MPa up to 17.5 MPa, where the actual exit temperature is 650°C. Find the isentropic compressor efficiency and the entropy generation.

Solution:

C.V. Compressor. Assume adiabatic and neglect kinetic energies.

$$\text{Energy Eq.6.13:} \quad w = h_1 - h_2$$

$$\text{Entropy Eq.9.8:} \quad s_2 = s_1 + s_{\text{gen}}$$

We have two different cases, the ideal and the actual compressor.

$$\text{States:} \quad 1: \text{B.1.2} \quad h_1 = 2778.1 \text{ kJ/kg}, \quad s_1 = 6.5865 \text{ kJ/kg K}$$

$$2\text{ac: B.1.3} \quad h_{2,\text{AC}} = 3693.9 \text{ kJ/kg}, \quad s_{2,\text{AC}} = 6.7357 \text{ kJ/kg K}$$

$$2\text{s: B.1.3 (P, s = s}_1) \quad h_{2,\text{s}} = 3560.1 \text{ kJ/kg}$$

IDEAL:

$$-w_{\text{c,s}} = h_{2,\text{s}} - h_1 = 782 \text{ kJ/kg}$$

ACTUAL:

$$-w_{\text{C,AC}} = h_{2,\text{AC}} - h_1 = 915.8 \text{ kJ/kg}$$

Definition Eq.9.28:

$$\eta_{\text{c}} = w_{\text{c,s}}/w_{\text{c,AC}} = \mathbf{0.8539 \sim 85\%}$$

Entropy Eq.9.8:

$$s_{\text{gen}} = s_{2\text{ ac}} - s_1 = 6.7357 - 6.5865 = \mathbf{0.1492 \text{ kJ/kg K}}$$

9.97

Liquid water enters a pump at 15°C, 100 kPa, and exits at a pressure of 5 MPa. If the isentropic efficiency of the pump is 75%, determine the enthalpy (steam table reference) of the water at the pump exit.

Solution:

$$\text{CV: pump } \dot{Q}_{\text{CV}} \approx 0, \quad \Delta \text{KE} \approx 0, \quad \Delta \text{PE} \approx 0$$

$$\text{2nd law, reversible (ideal) process: } s_{\text{es}} = s_i \Rightarrow$$

Eq.9.18 for work term.

$$w_s = - \int_i^{\text{es}} v dP \approx -v_i(P_e - P_i) = -0.001001(5000 - 100) = -4.905 \text{ kJ/kg}$$

$$\text{Real process Eq.9.28: } w = w_s/\eta_s = -4.905/0.75 = -6.54 \text{ kJ/kg}$$

$$\text{Energy Eq.6.13: } h_e = h_i - w = 62.99 + 6.54 = \mathbf{69.53 \text{ kJ/kg}}$$

9.98

A centrifugal compressor takes in ambient air at 100 kPa, 15°C, and discharges it at 450 kPa. The compressor has an isentropic efficiency of 80%. What is your best estimate for the discharge temperature?

Solution:

C.V. Compressor. Assume adiabatic, no kinetic energy is important.

$$\text{Energy Eq.6.13:} \quad w = h_1 - h_2$$

$$\text{Entropy Eq.9.8:} \quad s_2 = s_1 + s_{\text{gen}}$$

We have two different cases, the ideal and the actual compressor.

We will solve using constant specific heat.

State 2 for the ideal, $s_{\text{gen}} = 0$ so $s_2 = s_1$ and it becomes:

$$\text{Eq.8.32:} \quad T_{2s} = T_1 \left(\frac{P_2}{P_1} \right)^{\frac{k-1}{k}} = 288.15 (450 / 100)^{0.2857} = 442.83 \text{ K}$$

$$w_s = h_1 - h_{2s} = C_p (T_1 - T_{2s}) = 1.004 (288.15 - 442.83) = -155.299$$

The actual work from definition Eq.9.28 and then energy equation:

$$w_{\text{ac}} = -155.299 / 0.8 = -194.12 \text{ kJ/kg} = h_1 - h_2 = C_p(T_1 - T_2)$$

$$\begin{aligned} \Rightarrow T_2 &= T_1 - w_{\text{ac}} / C_p \\ &= 288.15 + 194.12/1.004 = \mathbf{481.5 \text{ K}} \end{aligned}$$

Solving using Table A.7.1 instead will give

$$\text{State 1: Table A.7.1:} \quad s_{T1}^{\circ} = 6.82869 \text{ kJ/kg K}$$

Now constant s for the ideal is done with Eq.8.28

$$s_{T2s}^{\circ} = s_{T1}^{\circ} + R \ln\left(\frac{P_2}{P_1}\right) = 6.82869 + 0.287 \ln\left(\frac{450}{100}\right) = 7.26036 \text{ kJ/kg K}$$

$$\text{From A.7.1:} \quad T_{2s} = 442.1 \text{ K} \quad \text{and} \quad h_{2s} = 443.86 \text{ kJ/kg}$$

$$w_s = h_1 - h_{2s} = 288.57 - 443.86 = -155.29 \text{ kJ/kg}$$

The actual work from definition Eq.9.28 and then energy equation:

$$w_{\text{ac}} = -155.29/0.8 = -194.11 \text{ kJ/kg}$$

$$\Rightarrow h_2 = 194.11 + 288.57 = 482.68, \quad \text{Table A.7.1:} \quad T_2 = \mathbf{480 \text{ K}}$$

9.99

An emergency drain pump should be able to pump $0.1 \text{ m}^3/\text{s}$ liquid water at 15°C , 10 m vertically up delivering it with a velocity of 20 m/s . It is estimated that the pump, pipe and nozzle have a combined isentropic efficiency expressed for the pump as 60% . How much power is needed to drive the pump?

Solution:

C.V. Pump, pipe and nozzle together. Steady flow, no heat transfer.

Consider the ideal case first (it is the reference for the efficiency).

$$\text{Energy Eq.6.12: } \dot{m}_i(h_i + \mathbf{V}_i^2/2 + gZ_i) + \dot{W}_{in} = \dot{m}_e(h_e + \mathbf{V}_e^2/2 + gZ_e)$$

Solve for work and use reversible process Eq.9.13

$$\begin{aligned}\dot{W}_{ins} &= \dot{m} [h_e - h_i + (\mathbf{V}_e^2 - \mathbf{V}_i^2)/2 + g(Z_e - Z_i)] \\ &= \dot{m}[(P_e - P_i)v + \mathbf{V}_e^2/2 + g\Delta Z]\end{aligned}$$

$$\dot{m} = \dot{V}/v = 0.1/0.001001 = 99.9 \text{ kg/s}$$

$$\begin{aligned}\dot{W}_{ins} &= 99.9[0 + (20^2/2) \times (1/1000) + 9.807 \times (10/1000)] \\ &= 99.9(0.2 + 0.09807) = 29.8 \text{ kW}\end{aligned}$$

With the estimated efficiency the actual work, Eq.9.28 is

$$\dot{W}_{inactual} = \dot{W}_{ins}/\eta = 29.8/0.6 = 49.7 \text{ kW} = \mathbf{50 \text{ kW}}$$

9.100

A pump receives water at 100 kPa, 15°C and a power input of 1.5 kW. The pump has an isentropic efficiency of 75% and it should flow 1.2 kg/s delivered at 30 m/s exit velocity. How high an exit pressure can the pump produce?

Solution:

CV Pump. We will assume the ideal and actual pumps have same exit pressure, then we can analyse the ideal pump.

Specific work: $w_{ac} = 1.5/1.2 = 1.25 \text{ kJ/kg}$

Ideal work Eq.9.28: $w_s = \eta w_{ac} = 0.75 \times 1.25 = 0.9375 \text{ kJ/kg}$

As the water is incompressible (liquid) we get

Energy Eq.9.14:

$$\begin{aligned} w_s &= (P_e - P_i)v + \mathbf{V}_e^2/2 = (P_e - P_i)0.001001 + (30^2/2)/1000 \\ &= (P_e - P_i)0.001001 + 0.45 \end{aligned}$$

Solve for the pressure difference

$$P_e - P_i = (w_s - 0.45)/0.001001 = 487 \text{ kPa}$$

$$\mathbf{P_e = 587 \text{ kPa}}$$

9.101

A small air turbine with an isentropic efficiency of 80% should produce 270 kJ/kg of work. The inlet temperature is 1000 K and it exhausts to the atmosphere. Find the required inlet pressure and the exhaust temperature.

Solution:

C.V. Turbine actual energy Eq.6.13:

$$w = h_i - h_{e,ac} = 270 \text{ kJ/kg}$$

Table A.7: $h_i = 1046.22 \Rightarrow h_{e,ac} = 776.22 \text{ kJ/kg}$, $T_e = 757.9 \text{ K}$

C.V. Ideal turbine, Eq.9.27 and energy Eq.6.13:

$$w_s = w/\eta_s = 270/0.8 = 337.5 = h_i - h_{e,s} \Rightarrow h_{e,s} = 708.72 \text{ kJ/kg}$$

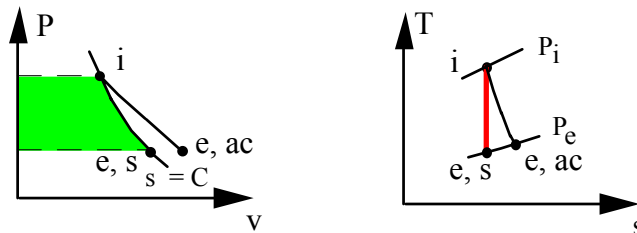
From Table A.7: $T_{e,s} = 695.5 \text{ K}$

Entropy Eq.9.8: $s_i = s_{e,s}$ adiabatic and reversible

To relate the entropy to the pressure use Eq.8.28 inverted and standard entropy from Table A.7.1:

$$P_e/P_i = \exp[(s_{T_e}^0 - s_{T_i}^0)/R] = \exp[(7.733 - 8.13493)/0.287] = 0.2465$$

$$P_i = P_e / 0.2465 = 101.3/0.2465 = 411 \text{ kPa}$$



If constant heat capacity were used

$$T_e = T_i - w/C_p = 1000 - 270/1.004 = 731 \text{ K}$$

C.V. Ideal turbine, Eq.9.27 and energy Eq.6.13:

$$w_s = w/\eta_s = 270/0.8 = 337.5 \text{ kJ/kg} = h_i - h_{e,s} = C_p(T_i - T_{e,s})$$

$$T_{e,s} = T_i - w_s/C_p = 1000 - 337.5/1.004 = 663.8 \text{ K}$$

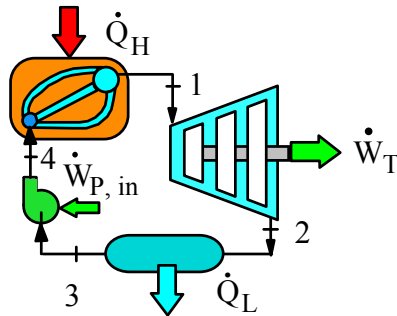
Eq.9.8 (adiabatic and reversible) gives constant s and relation is Eq.8.32

$$P_e/P_i = (T_e/T_i)^{k/(k-1)} \Rightarrow P_i = 101.3 (1000/663.8)^{3.5} = 425 \text{ kPa}$$

9.102

Repeat Problem 9.42 assuming the turbine and the pump each have an isentropic efficiency of 85%.

Solution:



$$P_1 = P_4 = 20 \text{ MPa}$$

$$T_1 = 700 \text{ }^\circ\text{C}$$

$$P_2 = P_3 = 20 \text{ kPa}$$

$$T_3 = 40 \text{ }^\circ\text{C}$$

$$\eta_P = \eta_T = 85\%$$

- a) State 1: (P, T) Table B.1.3 $h_1 = 3809.1 \text{ kJ/kg}$, $s_1 = 6.7993 \text{ kJ/kg K}$

C.V. Turbine. First we do the ideal, then the actual.

$$\text{Entropy Eq.9.8: } s_2 = s_1 = 6.7993 \text{ kJ/kg K}$$

$$\text{Table B.1.2 } s_2 = 0.8319 + x_2 \times 7.0766 \Rightarrow x_2 = 0.8433$$

$$h_{2s} = 251.4 + 0.8433 \times 2358.33 = 2240.1 \text{ kJ/kg}$$

$$\text{Energy Eq.6.13: } w_{T_s} = h_1 - h_{2s} = 1569 \text{ kJ/kg}$$

$$w_{T,AC} = \eta_T w_{T_s} = \mathbf{1333.65} = h_1 - h_{2,AC}$$

$$h_{2,AC} = h_1 - w_{T,AC} = 2475.45 \text{ kJ/kg;}$$

$$x_{2,AC} = (2475.45 - 251.4)/2358.3 = \mathbf{0.943}, \quad T_{2,AC} = \mathbf{60.06}^\circ\text{C}$$

- b)

State 3: (P, T) Compressed liquid, take sat. liq. Table B.1.1

$$h_3 = 167.54 \text{ kJ/kg}, \quad v_3 = 0.001008 \text{ m}^3/\text{kg}$$

$$w_{P_s} = -v_3(P_4 - P_3) = -0.001008(20000 - 20) = -20.1 \text{ kJ/kg}$$

$$-w_{P,AC} = -w_{P,s}/\eta_P = 20.1/0.85 = \mathbf{23.7} = h_{4,AC} - h_3$$

$$h_{4,AC} = \mathbf{191.2} \quad T_{4,AC} \cong 45.7^\circ\text{C}$$

- c) The heat transfer in the boiler is from energy Eq.6.13

$$q_{\text{boiler}} = h_1 - h_4 = 3809.1 - 191.2 = 3617.9 \text{ kJ/kg}$$

$$w_{\text{net}} = 1333.65 - 23.7 = \mathbf{1310 \text{ kJ/kg}}$$

$$\eta_{\text{TH}} = w_{\text{net}}/q_{\text{boiler}} = \frac{1310}{3617.9} = \mathbf{0.362}$$

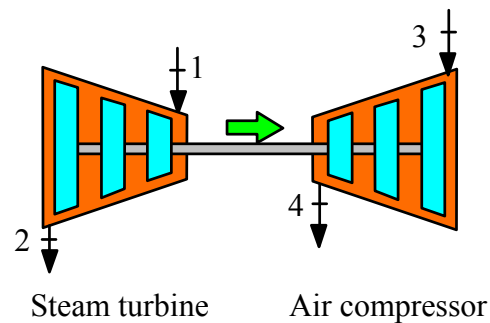
9.103

Repeat Problem 9.41 assuming the steam turbine and the air compressor each have an isentropic efficiency of 80%.

A certain industrial process requires a steady supply of saturated vapor steam at 200 kPa, at a rate of 0.5 kg/s. Also required is a steady supply of compressed air at 500 kPa, at a rate of 0.1 kg/s. Both are to be supplied by the process shown in Fig. P9.41. Steam is expanded in a turbine to supply the power needed to drive the air compressor, and the exhaust steam exits the turbine at the desired state. Air into the compressor is at the ambient conditions, 100 kPa, 20°C. Give the required steam inlet pressure and temperature, assuming that both the turbine and the compressor are reversible and adiabatic.

Solution:

C.V. Each device. Steady flow.
Both adiabatic ($q = 0$) and actual devices ($s_{\text{gen}} > 0$) given by η_{sT} and η_{sc} .



$$\text{Air Eq. 8.32, } T_{4s} = T_3(P_4/P_3)^{\frac{k-1}{k}} = 293.2 \left(\frac{500}{100} \right)^{0.286} = 464.6 \text{ K}$$

$$\dot{W}_{Cs} = \dot{m}_3(h_3 - h_{4s}) = 0.1 \times 1.004(293.2 - 464.6) = -17.21 \text{ kW}$$

$$\dot{W}_{Cs} = \dot{m}_3(h_3 - h_4) = \dot{W}_{Cs} / \eta_{sc} = -17.2 / 0.80 = -21.5 \text{ kW}$$

Now the actual turbine must supply the actual compressor work. The actual state 2 is given so we must work backwards to state 1.

$$\begin{aligned} \dot{W}_T = +21.5 \text{ kW} &= \dot{m}_1(h_1 - h_2) = 0.5(h_1 - 2706.6) \\ \Rightarrow h_1 &= 2749.6 \text{ kJ/kg} \end{aligned}$$

$$\text{Also, } \eta_{sT} = 0.80 = (h_1 - h_2)/(h_1 - h_{2s}) = 43/(2749.6 - h_{2s})$$

$$\Rightarrow h_{2s} = 2695.8 \text{ kJ/kg}$$

$$2695.8 = 504.7 + x_{2s}(2706.6 - 504.7) \Rightarrow x_{2s} = 0.9951$$

$$s_{2s} = 1.5301 + 0.9951(7.1271 - 1.5301) = 7.0996 \text{ kJ/kg K}$$

$$(s_1 = s_{2s}, h_1) \rightarrow P_1 = \mathbf{269 \text{ kPa}}, \quad T_1 = \mathbf{143.5^\circ\text{C}}$$

9.104

Steam enters a turbine at 300°C, 600 kPa and exhausts as saturated vapor at 20 kPa. What is the isentropic efficiency?

Solution:

C.V. Turbine. Steady single inlet and exit flow.

To get the efficiency we must compare the actual turbine to the ideal one (the reference).

Energy Eq.6.13: $w_T = h_1 - h_2$;

Entropy Eq.9.8: $s_{2s} = s_1 + s_{gen} = s_1$

Process: Ideal $s_{gen} = 0$

State 1: Table B.1.3 $h_1 = 3061.63$ kJ/kg, $s_1 = 7.3723$ kJ/kg K

State 2s: 20 kPa, $s_{2s} = s_1 = 7.3723$ kJ/kg K $< s_g$ so two-phase

$$x_{2s} = \frac{s - s_f}{s_{fg}} = \frac{7.3723 - 0.8319}{7.0766} = 0.92423$$

$$h_{2s} = h_f + x_{2s} h_{fg} = 251.38 + x_{2s} \times 2358.33 = 2431.0 \text{ kJ/kg}$$

$$w_{Ts} = h_1 - h_{2s} = 3061.63 - 2431.0 = 630.61 \text{ kJ/kg}$$

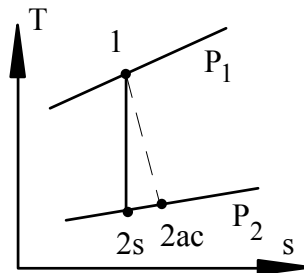
State 2ac: Table B.1.2 $h_{2ac} = 2609.7$ kJ/kg, $s_{2ac} = 7.9085$ kJ/kg K

Now we can consider the actual turbine from energy Eq.6.13:

$$w_{ac}^T = h_1 - h_{2ac} = 3061.63 - 2609.7 = 451.93$$

Then the efficiency from Eq. 9.27

$$\eta_T = w_{ac}^T / w_{Ts} = 451.93/630.61 = \mathbf{0.717}$$



9.105

A turbine receives air at 1500 K, 1000 kPa and expands it to 100 kPa. The turbine has an isentropic efficiency of 85%. Find the actual turbine exit air temperature and the specific entropy increase in the actual turbine.

Solution:

C.V. Turbine. steady single inlet and exit flow.

To analyze the actual turbine we must first do the ideal one (the reference).

Energy Eq.6.13: $w_T = h_1 - h_2$;

Entropy Eq.9.8: $s_2 = s_1 + s_{\text{gen}} = s_1$

Entropy change in Eq.8.28 and Table A.7.1:

$$s_{T2}^{\circ} = s_{T1}^{\circ} + R \ln(P_2/P_1) = 8.61208 + 0.287 \ln(100/1000) = 7.95124$$

Interpolate in A.7 $\Rightarrow T_{2s} = 849.2$, $h_{2s} = 876.56 \Rightarrow$

$$w_T = 1635.8 - 876.56 = 759.24 \text{ kJ/kg}$$

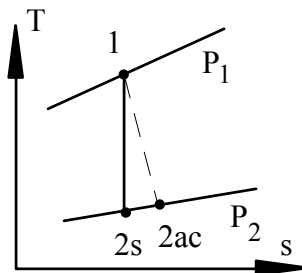
Now we can consider the actual turbine from Eq.9.27 and Eq.6.13:

$$w_{\text{ac}}^T = \eta_T w_T = 0.85 \times 759.24 = 645.35 = h_1 - h_{2\text{ac}}$$

$$\Rightarrow h_{2\text{ac}} = h_1 - w_{\text{ac}}^T = 990.45 \Rightarrow \mathbf{T_{2\text{ac}} = 951 \text{ K}}$$

The entropy balance equation is solved for the generation term

$$s_{\text{gen}} = s_{2\text{ac}} - s_1 = 8.078 - 8.6121 - 0.287 \ln(100/1000) = \mathbf{0.1268 \text{ kJ/kg K}}$$



9.106

The small turbine in Problem 9.38 was ideal. Assume instead the isentropic turbine efficiency is 88%. Find the actual specific turbine work and the entropy generated in the turbine.

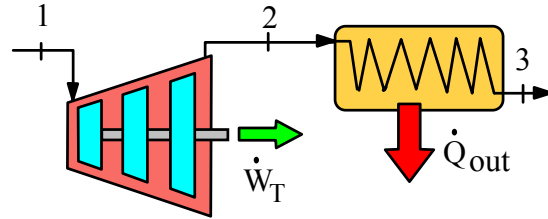
Solution:

Continuity Eq.6.11: (Steady)

$$\dot{m}_1 = \dot{m}_2 = \dot{m}_3 = \dot{m}$$

Turbine: Energy Eq.6.13:

$$w_T = h_1 - h_2$$



Entropy Eq.9.8: $s_2 = s_1 + s_{T,gen}$

Inlet state: Table B.1.3 $h_1 = 3917.45 \text{ kJ/kg}$, $s_1 = 7.9487 \text{ kJ/kg K}$

Ideal turbine $s_{T,gen} = 0$, $s_2 = s_1 = 7.9487 = s_{f2} + x s_{fg2}$

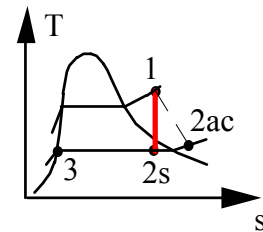
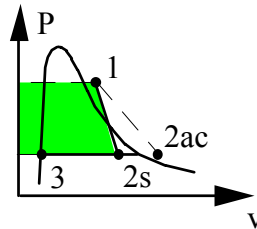
State 2: $P = 10 \text{ kPa}$, $s_2 < s_g \Rightarrow$ saturated 2-phase in Table B.1.2

$$\Rightarrow x_{2,s} = (s_1 - s_{f2})/s_{fg2} = (7.9487 - 0.6492)/7.501 = 0.9731$$

$$\Rightarrow h_{2,s} = h_{f2} + x \times h_{fg2} = 191.8 + 0.9731 \times 2392.8 = 2520.35 \text{ kJ/kg}$$

$$w_{T,s} = h_1 - h_{2,s} = 1397.05 \text{ kJ/kg}$$

Explanation for the reversible work term is in sect. 9.3 Eq.9.18



$$w_{T,AC} = \eta \times w_{T,s} = \mathbf{1229.9 \text{ kJ/kg}}$$

$$= h_1 - h_{2,AC} \Rightarrow h_{2,AC} = h_1 - w_{T,AC} = 2687.5 \text{ kJ/kg}$$

$$\Rightarrow T_{2,AC} = 100^\circ\text{C}, \quad s_{2,AC} = 8.4479 \text{ kJ/kg-K}$$

$$s_{T,gen} = s_{2,AC} - s_1 = \mathbf{0.4992 \text{ kJ/kg K}}$$

9.107

Air enters an insulated turbine at 50°C, and exits the turbine at -30°C, 100 kPa. The isentropic turbine efficiency is 70% and the inlet volumetric flow rate is 20 L/s. What is the turbine inlet pressure and the turbine power output?

Solution:

C.V.: Turbine, $\eta_s = 0.7$, Insulated

Air table A.5: $C_p = 1.004$ kJ/kg K, $R = 0.287$ kJ/kg K, $k = 1.4$

Inlet: $T_i = 50^\circ\text{C}$, $\dot{V}_i = 20$ L/s = 0.02 m³/s ;

$$\dot{m} = P\dot{V}/RT = 100 \times 0.02 / (0.287 \times 323.15) = 0.099 \text{ kg/s}$$

Exit (actual): $T_e = -30^\circ\text{C}$, $P_e = 100$ kPa

1st Law Steady state Eq.6.13: $q_T + h_i = h_e + w_T$; $q_T = 0$

Assume Constant Specific Heat

$$w_T = h_i - h_e = C_p(T_i - T_e) = 80.3 \text{ kJ/kg}$$

$$w_{Ts} = w/\eta = 114.7 \text{ kJ/kg}, \quad w_{Ts} = C_p(T_i - T_{es})$$

Solve for $T_{es} = 208.9$ K

Isentropic Process Eq.8.32: $P_e = P_i (T_e / T_i)^{\frac{k}{k-1}} \Rightarrow P_i = 461 \text{ kPa}$

$$\dot{W}_T = \dot{m}w_T = 0.099 \times 80.3 = 7.98 \text{ kW}$$

9.108

Carbon dioxide, CO_2 , enters an adiabatic compressor at 100 kPa, 300 K, and exits at 1000 kPa, 520 K. Find the compressor efficiency and the entropy generation for the process.

Solution:

C.V. Ideal compressor. We will assume constant heat capacity.

Energy Eq.6.13: $w_c = h_1 - h_2$,

Entropy Eq.9.8, 8.32: $s_2 = s_1 : T_{2s} = T_1 \left(\frac{P_2}{P_1} \right)^{\frac{k-1}{k}} = 300 \left(\frac{1000}{100} \right)^{0.2242} = 502.7 \text{ K}$

$$w_{cs} = C_p(T_1 - T_{2s}) = 0.842(300 - 502.7) = -170.67 \text{ kJ/kg}$$

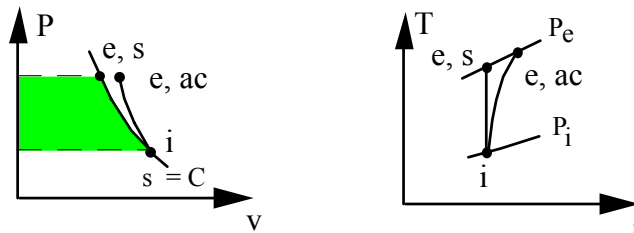
C.V. Actual compressor

$$w_{cac} = C_p(T_1 - T_{2ac}) = 0.842(300 - 520) = -185.2 \text{ kJ/kg}$$

$$\eta_c = w_{cs}/w_{cac} = -170.67/(-185.2) = \mathbf{0.92}$$

Use Eq.8.25 for the change in entropy

$$\begin{aligned} s_{\text{gen}} &= s_{2ac} - s_1 = C_p \ln(T_{2ac}/T_1) - R \ln(P_2/P_1) \\ &= 0.842 \ln(520/300) - 0.1889 \ln(1000/100) = \mathbf{0.028 \text{ kJ/kg K}} \end{aligned}$$



Constant heat capacity is not the best approximation. It would be more accurate to use Table A.8.

9.109

Air enters an insulated compressor at ambient conditions, 100 kPa, 20°C, at the rate of 0.1 kg/s and exits at 200°C. The isentropic efficiency of the compressor is 70%. What is the exit pressure? How much power is required to drive the compressor? Assume the ideal and actual compressor has the same exit pressure.

Solution:

C.V. Compressor: $P_1, T_1, T_e(\text{real}), \eta_{s \text{ COMP}}$ known, assume constant C_{P0}

Energy Eq.6.13 for real: $-w = C_{P0}(T_e - T_i) = 1.004(200 - 20) = 180.72$

Ideal $-w_s = -w \times \eta_s = 180.72 \times 0.70 = 126.5$

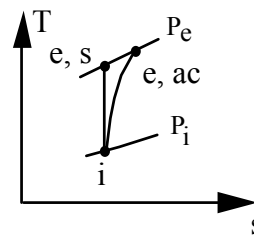
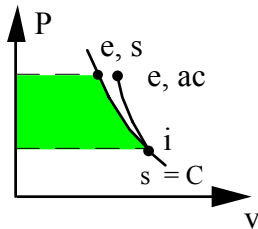
Energy Eq.6.13 for ideal:

$126.5 = C_{P0}(T_{es} - T_i) = 1.004(T_{es} - 293.2), T_{es} = 419.2 \text{ K}$

Constant entropy for ideal as in Eq.8.32:

$$P_e = P_i (T_{es}/T_i)^{\frac{k}{k-1}} = 100(419.2/293.20)^{3.5} = \mathbf{349 \text{ kPa}}$$

$$-\dot{W}_{\text{REAL}} = \dot{m}(-w) = 0.1 \times 180.72 = \mathbf{18.07 \text{ kW}}$$



9.110

Assume an actual compressor has the same exit pressure and specific heat transfer as the ideal isothermal compressor in Problem 9.8 with an isothermal efficiency of 80%. Find the specific work and exit temperature for the actual compressor.

Solution:

C.V. Compressor. Steady, single inlet and single exit flows.

Energy Eq.6.13: $h_i + q = w + h_e;$

Entropy Eq.9.8: $s_i + q/T = s_e$

Inlet state: Table B.5.2, $h_i = 403.4 \text{ kJ/kg}, \quad s_i = 1.8281 \text{ kJ/kg K}$

Exit state: Table B.5.1, $h_e = 398.36 \text{ kJ/kg}, \quad s_e = 1.7262 \text{ kJ/kg K}$

$$q = T(s_e - s_i) = 273.15(1.7262 - 1.8281) = -27.83 \text{ kJ/kg}$$

$$w = 403.4 + (-27.83) - 398.36 = -22.8 \text{ kJ/kg}$$

From Eq.9.29 for a cooled compressor

$$w_{ac} = w_T / \eta = -22.8 / 0.8 = \mathbf{28.5 \text{ kJ/kg}}$$

Now the energy equation gives

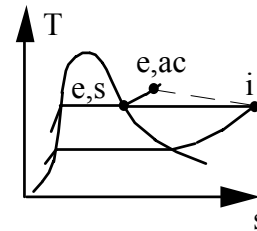
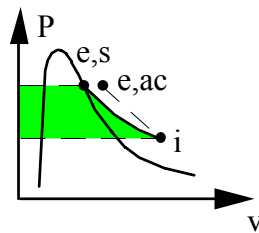
$$h_e = h_i + q - w_{ac} = 403.4 + (-27.83) + 28.5 = 404.07$$

$$T_{e,ac} \approx \mathbf{6^\circ C}$$

$$P_e = 294 \text{ kPa}$$

Explanation for the reversible work term is in Sect. 9.3

Eqs. 9.16 and 9.18



9.111

A water-cooled air compressor takes air in at 20°C, 90 kPa and compresses it to 500 kPa. The isothermal efficiency is 80% and the actual compressor has the same heat transfer as the ideal one. Find the specific compressor work and the exit temperature.

Solution:

Ideal isothermal compressor exit 500 kPa, 20°C

Reversible process: $dq = T ds \Rightarrow q = T(s_e - s_i)$

$$q = T(s_e - s_i) = T[s_{Te}^0 - s_{Ti}^0 - R \ln(P_e / P_i)]$$

$$= -RT \ln(P_e / P_i) = -0.287 \times 293.15 \ln(500/90) = -144.3 \text{ kJ/kg}$$

As same temperature for the ideal compressor $h_e = h_i \Rightarrow$

$$w = q = -144.3 \text{ kJ/kg} \Rightarrow w_{ac} = w/\eta = -180.3 \text{ kJ/kg}, \quad q_{ac} = q$$

Now for the actual compressor energy equation becomes

$$q_{ac} + h_i = h_{e ac} + w_{ac} \Rightarrow$$

$$h_{e ac} - h_i = q_{ac} - w_{ac} = -144.3 - (-180.3) = 36 \text{ kJ/kg} \approx C_p (T_{e ac} - T_i)$$

$$T_{e ac} = T_i + 36/1.004 = 55.9^\circ\text{C}$$

9.112

A nozzle in a high pressure liquid water sprayer has an area of 0.5 cm^2 . It receives water at 250 kPa, 20°C and the exit pressure is 100 kPa. Neglect the inlet kinetic energy and assume a nozzle isentropic efficiency of 85%. Find the ideal nozzle exit velocity and the actual nozzle mass flow rate.

Solution:

C.V. Nozzle. Liquid water is incompressible $v \approx \text{constant}$, no work, no heat transfer \Rightarrow Bernoulli Eq.9.17

$$\frac{1}{2}\mathbf{V}_{\text{ex}}^2 - 0 = v(P_i - P_e) = 0.001002 (250 - 100) = 0.1503 \text{ kJ/kg}$$

$$\mathbf{V}_{\text{ex}} = \sqrt{2 \times 0.1503 \times 1000 \text{ J/kg}} = \mathbf{17.34 \text{ m s}^{-1}}$$

This was the ideal nozzle now we can do the actual nozzle, Eq. 9.30

$$\frac{1}{2}\mathbf{V}_{\text{ex ac}}^2 = \eta \frac{1}{2}\mathbf{V}_{\text{ex}}^2 = 0.85 \times 0.1503 = 0.12776 \text{ kJ/kg}$$

$$\mathbf{V}_{\text{ex ac}} = \sqrt{2 \times 0.12776 \times 1000 \text{ J/kg}} = 15.99 \text{ m s}^{-1}$$

$$\dot{m} = \rho A \mathbf{V}_{\text{ex ac}} = A \mathbf{V}_{\text{ex ac}} / v = 0.5 \times 10^{-4} \times 15.99 / 0.001002 = \mathbf{0.798 \text{ kg/s}}$$

9.113

A nozzle is required to produce a flow of air at 200 m/s at 20°C, 100 kPa. It is estimated that the nozzle has an isentropic efficiency of 92%. What nozzle inlet pressure and temperature is required assuming the inlet kinetic energy is negligible?

Solution:

C.V. Air nozzle: P_e , $T_e(\text{real})$, $V_e(\text{real})$, $\eta_s(\text{real})$

For the real process: $h_i = h_e + V_e^2/2$ or

$$T_i = T_e + V_e^2/2C_{p0} = 293.2 + 200^2/2 \times 1000 \times 1.004 = \mathbf{313.1 \text{ K}}$$

For the ideal process, from Eq.9.30:

$$V_{es}^2/2 = V_e^2/2\eta_s = 200^2/2 \times 1000 \times 0.92 = 21.74 \text{ kJ/kg}$$

and $h_i = h_{es} + (V_{es}^2/2)$

$$T_{es} = T_i - V_{es}^2/(2C_{p0}) = 313.1 - 21.74/1.004 = 291.4 \text{ K}$$

The constant s relation in Eq.8.32 gives

$$\Rightarrow P_i = P_e (T_i/T_{es})^{\frac{k}{k-1}} = 100 \left(\frac{313.1}{291.4} \right)^{3.50} = \mathbf{128.6 \text{ kPa}}$$

9.114

Redo Problem 9.79 if the water pump has an isentropic efficiency of 85% (hose, nozzle included).

Solution:

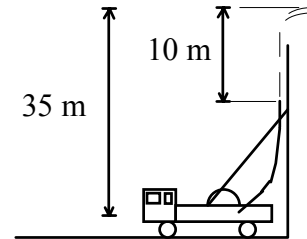
C.V.: pump + hose + water column, height difference 35 m. \mathbf{V} is velocity.

Continuity Eq.6.11: $\dot{m}_{in} = \dot{m}_{ex} = (\rho A \mathbf{V})_{nozzle}$;

Energy Eq.6.12: $\dot{m}(-w_p) + \dot{m}(h + \mathbf{V}^2/2 + gz)_{in} = \dot{m}(h + \mathbf{V}^2/2 + gz)_{ex}$

Process: $h_{in} \cong h_{ex}$, $\mathbf{V}_{in} \cong \mathbf{V}_{ex} = 0$,
 $z_{ex} - z_{in} = 35 \text{ m}$, $\rho = 1/v \cong 1/v_f$

$-w_p = g(z_{ex} - z_{in}) = 9.80665(35 - 0) = 343.2 \text{ J/kg}$



The velocity in nozzle is such that it can rise 10 m, so make that column C.V.

$$gz_{noz} + \frac{1}{2}\mathbf{V}_{noz}^2 = gz_{ex} + 0$$

$$\Rightarrow \mathbf{V}_{noz} = \sqrt{2g(z_{ex} - z_{noz})} = \sqrt{2 \times 9.81 \times 10} = 14 \text{ m/s}$$

$$\dot{m} = (\pi/v_f) (D^2/4) \mathbf{V}_{noz} = (\pi/4) 0.025^2 \times 14 / 0.001 = 6.873 \text{ kg/s}$$

$$-\dot{W}_p = \dot{m}(-w_p)/\eta = 6.872 \times 0.343/0.85 = \mathbf{2.77 \text{ kW}}$$

9.115

Find the isentropic efficiency of the nozzle in example 6.4.

Solution:

C.V. adiabatic nozzle with known inlet state and velocity.

Inlet state: B.1.3 $h_i = 2850.1$ kJ/kg; $s_i = 6.9665$ kJ/kg K

Process ideal: adiabatic and reversible Eq.9.8 gives constant s
 ideal exit, (150 kPa, s); $x_{es} = (6.9665 - 1.4335)/5.7897 = 0.9557$

$$h_{es} = h_f + x_{es} h_{fg} = 2594.9 \text{ kJ/kg}$$

$$V_{es}^2/2 = h_i - h_{es} + V_i^2/2 = 2850.1 - 2594.9 + (50^2)/2000 = 256.45 \text{ kJ/kg}$$

$$V_{es} = 716.2 \text{ m/s}$$

From Eq.9.30,

$$\eta_{noz.} = (V_e^2/2)/(V_{es}^2/2) = 180/256.45 = \mathbf{0.70}$$

9.116

Air flows into an insulated nozzle at 1 MPa, 1200 K with 15 m/s and mass flow rate of 2 kg/s. It expands to 650 kPa and exit temperature is 1100 K. Find the exit velocity, and the nozzle efficiency.

Solution:

C.V. Nozzle. Steady 1 inlet and 1 exit flows, no heat transfer, no work.

$$\text{Energy Eq.6.13: } h_i + (1/2)V_i^2 = h_e + (1/2)V_e^2$$

$$\text{Entropy Eq.9.8: } s_i + s_{\text{gen}} = s_e$$

Ideal nozzle $s_{\text{gen}} = 0$ and assume same exit pressure as actual nozzle. Instead of using the standard entropy from Table A.7 and Eq.8.28 let us use a constant heat capacity at the average T and Eq.8.32. First from A.7.1

$$C_{p\ 1150} = \frac{1277.81 - 1161.18}{1200 - 1100} = 1.166 \text{ kJ/kg K;}$$

$$C_v = C_{p\ 1150} - R = 1.166 - 0.287 = 0.8793, \quad k = C_{p\ 1150}/C_v = 1.326$$

Notice how they differ from Table A.5 values.

$$T_{e\ s} = T_i (P_e/P_i)^{\frac{k-1}{k}} = 1200 \left(\frac{650}{1000} \right)^{0.24585} = 1079.4 \text{ K}$$

$$\begin{aligned} \frac{1}{2}V_{e\ s}^2 &= \frac{1}{2}V_i^2 + C(T_i - T_{e\ s}) = \frac{1}{2} \times 15^2 + 1.166(1200 - 1079.4) \times 1000 \\ &= 112.5 + 140619.6 = 140732 \text{ J/kg} \quad \Rightarrow \quad V_{e\ s} = 530.5 \text{ m/s} \end{aligned}$$

Actual nozzle with given exit temperature

$$\begin{aligned} \frac{1}{2}V_{e\ ac}^2 &= \frac{1}{2}V_i^2 + h_i - h_{e\ ac} = 112.5 + 1.166(1200 - 1100) \times 1000 \\ &= 116712.5 \text{ J/kg} \\ \Rightarrow V_{e\ ac} &= \mathbf{483 \text{ m/s}} \end{aligned}$$

$$\begin{aligned} \eta_{\text{noz}} &= \left(\frac{1}{2}V_{e\ ac}^2 - \frac{1}{2}V_i^2 \right) / \left(\frac{1}{2}V_{e\ s}^2 - \frac{1}{2}V_i^2 \right) = \\ &= (h_i - h_{e, AC}) / (h_i - h_{e, s}) = \frac{116600}{140619.6} = \mathbf{0.829} \end{aligned}$$

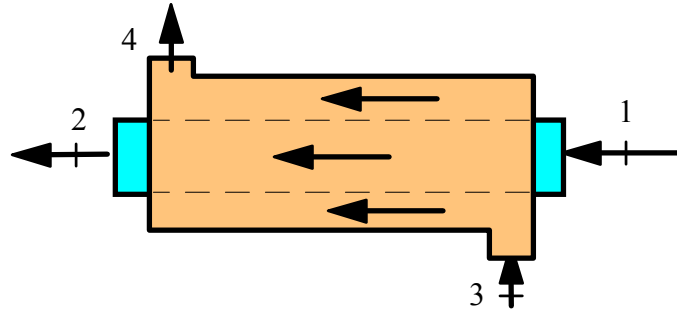
Review Problems

9.117

A coflowing heat exchanger has one line with 2 kg/s saturated water vapor at 100 kPa entering. The other line is 1 kg/s air at 200 kPa, 1200 K. The heat exchanger is very long so the two flows exit at the same temperature. Find the exit temperature by trial and error. Calculate the rate of entropy generation.

Solution:

C.V. Heat exchanger,
steady 2 flows in and
two flows out.
No W, no external Q



Flows: $\dot{m}_1 = \dot{m}_2 = \dot{m}_{\text{H}_2\text{O}}$; $\dot{m}_3 = \dot{m}_4 = \dot{m}_{\text{air}}$

Energy: $\dot{m}_{\text{H}_2\text{O}} (h_2 - h_1) = \dot{m}_{\text{air}} (h_3 - h_4)$

State 1: Table B.1.2 $h_1 = 2675.5$ kJ/kg State 2: 100 kPa, T_2

State 3: Table A.7 $h_3 = 1277.8$ kJ/kg, State 4: 200 kPa, T_2

Only one unknown T_2 and one equation the energy equation:

$$2(h_2 - 2675.5) = 1(1277.8 - h_4) \Rightarrow 2h_2 + h_4 = 6628.8 \text{ kW}$$

At 500 K: $h_2 = 2902.0$, $h_4 = 503.36 \Rightarrow$ LHS = 6307 too small

At 700 K: $h_2 = 3334.8$, $h_4 = 713.56 \Rightarrow$ LHS = 7383 too large

Linear interpolation $T_2 = 560$ K, $h_2 = 3048.3$, $h_4 = 565.47 \Rightarrow$ LHS = 6662

Final states are with $T_2 = 554.4$ K = 281 °C

H₂O: Table B.1.3, $h_2 = 3036.8$ kJ/kg, $s_2 = 8.1473$, $s_1 = 7.3593$ kJ/kg K

AIR: Table A.7, $h_4 = 559.65$ kJ/kg, $s_{T4} = 7.4936$, $s_{T3} = 8.3460$ kJ/kg K

The entropy balance equation, Eq.9.7, is solved for the generation term:

$$\begin{aligned} \dot{S}_{\text{gen}} &= \dot{m}_{\text{H}_2\text{O}} (s_2 - s_1) + \dot{m}_{\text{air}} (s_4 - s_3) \\ &= 2(8.1473 - 7.3593) + 1(7.4936 - 8.3460) = \mathbf{0.724 \text{ kW/K}} \end{aligned}$$

No pressure correction is needed as the air pressure for 4 and 3 is the same.

9.118

A vortex tube has an air inlet flow at 20°C, 200 kPa and two exit flows of 100 kPa, one at 0°C and the other at 40°C. The tube has no external heat transfer and no work and all the flows are steady and have negligible kinetic energy. Find the fraction of the inlet flow that comes out at 0°C. Is this setup possible?

Solution:

C.V. The vortex tube. Steady, single inlet and two exit flows. No q or w.

$$\text{Continuity Eq.: } \dot{m}_1 = \dot{m}_2 + \dot{m}_3 ; \quad \text{Energy: } \dot{m}_1 h_1 = \dot{m}_2 h_2 + \dot{m}_3 h_3$$

$$\text{Entropy: } \dot{m}_1 s_1 + \dot{S}_{\text{gen}} = \dot{m}_2 s_2 + \dot{m}_3 s_3$$

States all given by temperature and pressure. Use constant heat capacity to evaluate changes in h and s. Solve for $x = \dot{m}_2/\dot{m}_1$ from the energy equation

$$\begin{aligned} \dot{m}_3/\dot{m}_1 &= 1 - x; & h_1 &= x h_2 + (1-x) h_3 \\ \Rightarrow x &= (h_1 - h_3)/(h_2 - h_3) = (T_1 - T_3)/(T_2 - T_3) = (20-40)/(0-40) = 0.5 \end{aligned}$$

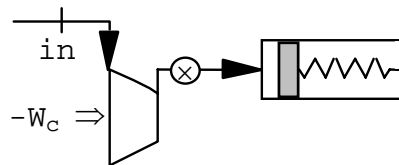
Evaluate the entropy generation

$$\begin{aligned} \dot{S}_{\text{gen}}/\dot{m}_1 &= x s_2 + (1-x)s_3 - s_1 = 0.5(s_2 - s_1) + 0.5(s_3 - s_1) \\ &= 0.5 [C_p \ln(T_2 / T_1) - R \ln(P_2 / P_1)] + 0.5[C_p \ln(T_3 / T_1) - R \ln(P_3/ P_1)] \\ &= 0.5 \left[1.004 \ln\left(\frac{273.15}{293.15}\right) - 0.287 \ln\left(\frac{100}{200}\right) \right] \\ &\quad + 0.5 \left[1.004 \ln\left(\frac{313.15}{293.15}\right) - 0.287 \ln\left(\frac{100}{200}\right) \right] \\ &= \mathbf{0.1966 \text{ kJ/kg K} > 0} \quad \mathbf{\text{So this is possible.}} \end{aligned}$$

9.119

An initially empty spring-loaded piston/cylinder requires 100 kPa to float the piston. A compressor with a line and valve now charges the cylinder with water to a final pressure of 1.4 MPa at which point the volume is 0.6 m^3 , state 2. The inlet condition to the reversible adiabatic compressor is saturated vapor at 100 kPa. After charging the valve is closed and the water eventually cools to room temperature, 20°C , state 3. Find the final mass of water, the piston work from 1 to 2, the required compressor work, and the final pressure, P_3 .

Solution:



Process 1→2: transient, adiabatic.
for C.V. compressor + cylinder
Assume process is reversible

$$\text{Continuity: } m_2 - 0 = m_{\text{in}}, \quad \text{Energy: } m_2 u_2 - 0 = (m_{\text{in}} h_{\text{in}}) - W_c - {}_1W_2$$

$$\text{Entropy Eq.: } m_2 s_2 - 0 = m_{\text{in}} s_{\text{in}} + 0 \Rightarrow s_2 = s_{\text{in}}$$

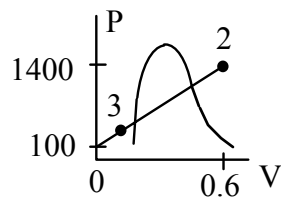
$$\text{Inlet state: Table B.1.2, } h_{\text{in}} = 2675.5 \text{ kJ/kg, } s_{\text{in}} = 7.3594 \text{ kJ/kg K}$$

$${}_1W_2 = \int P dV = \frac{1}{2} (P_{\text{float}} + P_2)(V_2 - 0) = \frac{1}{2} (100 + 1400)0.6 = \mathbf{450 \text{ kJ}}$$

$$\text{State 2: } P_2, s_2 = s_{\text{in}} \text{ Table B.1.3 } \Rightarrow v_2 = 0.2243, u_2 = 2984.4 \text{ kJ/kg}$$

$$m_2 = V_2/v_2 = 0.6/0.2243 = \mathbf{2.675 \text{ kg}}$$

$$W_c = m_{\text{in}} h_{\text{in}} - m_2 u_2 - {}_1W_2 = 2.675 \times (2675.5 - 2984.4) - 450 = \mathbf{-1276.3 \text{ kJ}}$$



State 3 must be on line & 20°C

Assume 2-phase $\Rightarrow P_3 = P_{\text{sat}}(20^\circ\text{C}) = 2.339 \text{ kPa}$

less than P_{float} so compressed liquid

$$\text{Table B.1.1: } v_3 \cong v_f(20^\circ\text{C}) = 0.001002 \Rightarrow V_3 = m_3 v_3 = 0.00268 \text{ m}^3$$

$$\text{On line: } P_3 = 100 + (1400 - 100) \times 0.00268/0.6 = \mathbf{105.8 \text{ kPa}}$$

9.120

In a heat-powered refrigerator, a turbine is used to drive the compressor using the same working fluid. Consider the combination shown in Fig. P9.120 where the turbine produces just enough power to drive the compressor and the two exit flows are mixed together. List any assumptions made and find the ratio of mass flow rates \dot{m}_3/\dot{m}_1 and T_5 (x_5 if in two-phase region) if the turbine and the compressor are reversible and adiabatic

Solution:

CV: compressor

$$s_{2S} = s_1 = 0.7082 \text{ kJ/kg K} \rightarrow T_{2S} = 52.6^\circ\text{C}$$

$$w_{SC} = h_1 - h_{2S} = 178.61 - 212.164 = -33.554 \text{ kJ/kg}$$

CV: turbine

$$s_{4S} = s_3 = 0.6444 = 0.2767 + x_{4S} \times 0.4049 \Rightarrow x_{4S} = 0.9081$$

$$h_{4S} = 76.155 + 0.9081 \times 127.427 = 191.875 \text{ kJ/kg}$$

$$w_{ST} = h_3 - h_{4S} = 209.843 - 191.875 = 17.968 \text{ kJ/kg}$$

$$\text{As } \dot{w}_{\text{TURB}} = -\dot{w}_{\text{COMP}}, \quad \dot{m}_3/\dot{m}_1 = -\frac{w_{SC}}{w_{ST}} = \frac{33.554}{17.968} = \mathbf{1.867}$$

CV: mixing portion

$$\dot{m}_1 h_{2S} + \dot{m}_3 h_{4S} = (\dot{m}_1 + \dot{m}_3) h_5$$

$$1 \times 212.164 + 1.867 \times 191.875 = 2.867 h_5$$

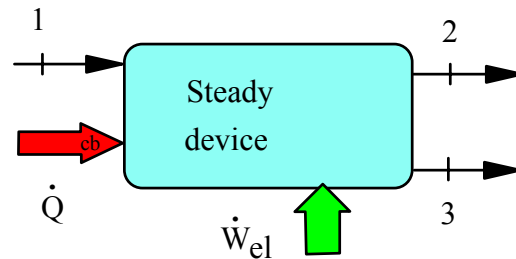
$$\Rightarrow h_5 = 198.980 = 76.155 + x_5 \times 127.427 \Rightarrow x_5 = \mathbf{0.9639}$$

9.121

A stream of ammonia enters a steady flow device at 100 kPa, 50°C, at the rate of 1 kg/s. Two streams exit the device at equal mass flow rates; one is at 200 kPa, 50°C, and the other as saturated liquid at 10°C. It is claimed that the device operates in a room at 25°C on an electrical power input of 250 kW. Is this possible?

Solution:

Control volume: Steady device out to ambient 25°C.



$$\text{Energy Eq.6.10:} \quad \dot{m}_1 h_1 + \dot{Q} + \dot{W}_{el} = \dot{m}_2 h_2 + \dot{m}_3 h_3$$

$$\text{Entropy Eq.9.7:} \quad \dot{m}_1 s_1 + \dot{Q}/T_{\text{room}} + \dot{S}_{\text{gen}} = \dot{m}_2 s_2 + \dot{m}_3 s_3$$

$$\text{State 1: Table B.2.2, } h_1 = 1581.2 \text{ kJ/kg, } s_1 = 6.4943 \text{ kJ/kg K}$$

$$\text{State 2: Table B.2.2 } h_2 = 1576.6 \text{ kJ/kg, } s_2 = 6.1453 \text{ kJ/kg K}$$

$$\text{State 3: Table B.2.1 } h_3 = 226.97 \text{ kJ/kg, } s_3 = 0.8779 \text{ kJ/kg K}$$

From the energy equation

$$\dot{Q} = 0.5 \times 1576.6 + 0.5 \times 226.97 - 1 \times 1581.2 - 250 = -929.4 \text{ kW}$$

From the entropy equation

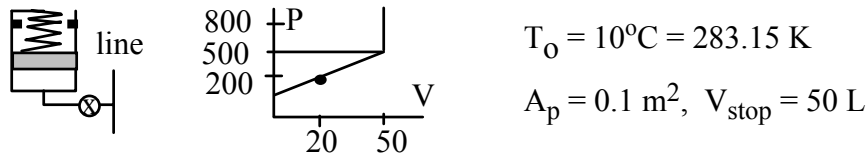
$$\begin{aligned} \dot{S}_{\text{gen}} &= 0.5 \times 6.1453 + 0.5 \times 0.8779 - 1 \times 6.4943 - (-929.4)/298.15 \\ &= 0.1345 \text{ kW/K} > 0 \end{aligned}$$

since $\dot{S}_{\text{gen}} > 0$ this is possible

9.122

A frictionless piston/cylinder is loaded with a linear spring, spring constant 100 kN/m and the piston cross-sectional area is 0.1 m^2 . The cylinder initial volume of 20 L contains air at 200 kPa and ambient temperature, 10°C . The cylinder has a set of stops that prevent its volume from exceeding 50 L. A valve connects to a line flowing air at 800 kPa, 50°C . The valve is now opened, allowing air to flow in until the cylinder pressure reaches 800 kPa, at which point the temperature inside the cylinder is 80°C . The valve is then closed and the process ends.

- Is the piston at the stops at the final state?
- Taking the inside of the cylinder as a control volume, calculate the heat transfer during the process.
- Calculate the net entropy change for this process.



Air from Table A.5: $R = 0.287, C_p = 1.004, C_v = 0.717 \text{ kJ/kg}\cdot\text{K}$

State 1: $T_1 = 10^\circ\text{C}, P_1 = 200 \text{ kPa}, V_1 = 20 \text{ L} = 0.02 \text{ m}^3,$

$$m_1 = P_1 V_1 / RT_1 = 200 \times 0.02 / (0.287 \times 283.15) = 0.0492 \text{ kg}$$

State 2: $T_2 = 80^\circ\text{C}, P_2 = 800 \text{ kPa},$ Inlet: $T_i = 50^\circ\text{C}, P_i = 800 \text{ kPa}$

$$\text{a) } P_{\text{stop}} = P_1 + \frac{k_s}{A_p} (V_{\text{stop}} - V_1) = 500 \text{ kPa}, \mathbf{P_2 > P_{\text{stop}} \rightarrow \text{Piston hits stops}}$$

$$V_2 = V_{\text{stop}} = 50 \text{ L}, m_2 = PV/RT = 0.3946 \text{ kg}$$

b) 1st Law: ${}_1Q_2 + m_i h_i = m_2 u_2 - m_1 u_1 + m_e h_e + {}_1W_2; m_e = 0, m_i = m_2 - m_1$

$${}_1W_2 = \int P dV = (P_1 + P_{\text{stop}})(V_{\text{stop}} - V_1)/2 = 10.5 \text{ kJ}$$

Assume constant specific heat

$${}_1Q_2 = m_2 C_v T_2 - m_1 C_v T_1 - (m_2 - m_1) C_p T_i + {}_1W_2 = \mathbf{-11.6 \text{ kJ}}$$

$$\text{c) } 2^{\text{nd}} \text{ Law: } \Delta S_{\text{net}} = m_2 s_2 - m_1 s_1 - m_i s_i - \frac{Q_{\text{cv}}}{T_0}$$

$$\Delta S_{\text{net}} = m_2 (s_2 - s_i) - m_1 (s_1 - s_i) - \frac{Q_{\text{cv}}}{T_0}$$

$$s_2 - s_i = C_p \ln(T_2 / T_i) - R \ln(P_2 / P_i) = 0.08907 \text{ kJ/kg}\cdot\text{K} \quad (P_2 = P_i)$$

$$s_1 - s_i = C_p \ln(T_1 / T_i) - R \ln(P_1 / P_i) = 0.26529 \text{ kJ/kg}\cdot\text{K}$$

$$\Delta S_{\text{net}} = \mathbf{0.063 \text{ kJ/K}}$$

9.123

An insulated piston/cylinder contains R-22 at 20°C, 85% quality, at a cylinder volume of 50 L. A valve at the closed end of the cylinder is connected to a line flowing R-22 at 2 MPa, 60°C. The valve is now opened, allowing R-22 to flow in, and at the same time the external force on the piston is decreased, and the piston moves. When the valve is closed, the cylinder contents are at 800 kPa, 20°C, and a positive work of 50 kJ has been done against the external force. What is the final volume of the cylinder? Does this process violate the second law of thermodynamics?

Solution:

C.V. Cylinder volume. A transient problem.

$$\text{Continuity Eq.:} \quad m_2 - m_1 = m_i$$

$$\text{Energy Eq.:} \quad m_2 u_2 - m_1 u_1 = {}_1Q_2 + m_i h_i - {}_1W_2$$

$$\text{Entropy Eq.:} \quad m_2 s_2 - m_1 s_1 = {}_1Q_2/T + m_i s_i + {}_1S_2 \text{ gen}$$

$$\text{Process:} \quad {}_1Q_2 = 0, \quad {}_1W_2 = 50 \text{ kJ}$$

$$\text{State 1: } T_1 = 20^\circ\text{C}, x_1 = 0.85, V_1 = 50 \text{ L} = 0.05 \text{ m}^3$$

$$P_1 = P_g = 909.9 \text{ kPa}, \quad u_1 = u_f + x_1 u_{fg} = 208.1 \text{ kJ/kg}$$

$$v_1 = v_f + x_1 v_{fg} = 0.000824 + 0.85 \times 0.02518 = 0.022226 \text{ m}^3/\text{kg},$$

$$s_1 = s_f + x_1 s_{fg} = 0.259 + 0.85 \times 0.6407 = 0.8036 \text{ kJ/kg K}$$

$$m_1 = V_1/v_1 = 2.25 \text{ kg}$$

$$\text{State 2: } T_2 = 20^\circ\text{C}, P_2 = 800 \text{ kPa, superheated, } v_2 = 0.03037 \text{ m}^3/\text{kg},$$

$$u_2 = 234.44 \text{ kJ/kg}, \quad s_2 = 0.9179 \text{ kJ/kg K}$$

$$\text{Inlet: } T_i = 60^\circ\text{C}, P_i = 2 \text{ MPa}, \quad h_i = 271.56 \text{ kJ/kg}, \quad s_i = 0.8873 \text{ kJ/kg K}$$

Solve for the mass m_2 from the energy equation (the only unknown)

$$\begin{aligned} m_2 &= [m_1 u_1 - {}_1W_2 - m_1 h_i] / [u_2 - h_i] \\ &= \frac{2.25 \times 208.1 - 50 - 2.25 \times 271.56}{234.44 - 271.56} = 5.194 \text{ kg} \end{aligned}$$

$$V_2 = m_2 v_2 = 0.158 \text{ m}^3$$

Now check the second law

$$\begin{aligned} {}_1S_2 \text{ gen} &= m_2 s_2 - m_1 s_1 - {}_1Q_2/T - m_i s_i \\ &= 5.194 \times 0.9179 - 2.25 \times 0.8036 - 0 - (5.194 - 2.25) \times 0.8873 \\ &= 0.347 \text{ kJ/K} \geq 0, \quad \text{Satisfies 2}^{\text{nd}} \text{ Law} \end{aligned}$$

9.124

Air enters an insulated turbine at 50°C, and exits the turbine at -30°C, 100 kPa. The isentropic turbine efficiency is 70% and the inlet volumetric flow rate is 20 L/s. What is the turbine inlet pressure and the turbine power output?

C.V.: Turbine, $\eta_s = 0.7$, Insulated

Air: $C_p = 1.004$ kJ/kg-K, $R = 0.287$ kJ/kg-K, $k = 1.4$

Inlet: $T_i = 50^\circ\text{C}$, $\dot{V}_i = 20$ L/s = 0.02 m³/s

Exit: $T_e = -30^\circ\text{C}$, $P_e = 100$ kPa

a) 1st Law steady flow: $q + h_i = h_e + w_T$; $q = 0$

Assume Constant Specific Heat

$$w_T = h_i - h_e = C_p(T_i - T_e) = 80.3 \text{ kJ/kg}$$

$$w_{Ts} = w/\eta = 114.7 \text{ kJ/kg}, \quad w_{Ts} = C_p(T_i - T_{es})$$

Solve for $T_{es} = 208.9$ K

$$\text{Isentropic Process: } P_e = P_i (T_e / T_i)^{\frac{k}{k-1}} \Rightarrow \mathbf{P_i = 461 \text{ kPa}}$$

$$\text{b) } \dot{W}_T = \dot{m}w_T; \quad \dot{m} = P\dot{V}/RT = 0.099 \text{ kg/s} \Rightarrow \mathbf{\dot{W}_T = 7.98 \text{ kW}}$$

9.125

A certain industrial process requires a steady 0.5 kg/s supply of compressed air at 500 kPa, at a maximum temperature of 30°C. This air is to be supplied by installing a compressor and aftercooler, see Fig. P9.46. Local ambient conditions are 100 kPa, 20°C. Using an isentropic compressor efficiency of 80%, determine the power required to drive the compressor and the rate of heat rejection in the aftercooler.

Air: $R = 0.287 \text{ kJ/kg-K}$, $C_p = 1.004 \text{ kJ/kg-K}$, $k = 1.4$

State 1: $T_1 = T_0 = 20^\circ\text{C}$, $P_1 = P_0 = 100 \text{ kPa}$, $\dot{m} = 0.5 \text{ kg/s}$

State 2: $P_2 = P_3 = 500 \text{ kPa}$

State 3: $T_3 = 30^\circ\text{C}$, $P_3 = 500 \text{ kPa}$

Assume $\eta_s = 80\%$ (Any value between 70%-90% is OK)

Compressor: Assume Isentropic

$$T_{2s} = T_1 \left(\frac{P_2}{P_1} \right)^{\frac{k-1}{k}}, \quad T_{2s} = 464.6 \text{ K}$$

1st Law: $q_c + h_1 = h_2 + w_c$; $q_c = 0$, assume constant specific heat

$$w_{cs} = C_p(T_1 - T_{2s}) = -172.0 \text{ kJ/kg}$$

$$\eta_s = w_{cs}/w_c, \quad w_c = w_{cs}/\eta_s = -215, \quad \dot{W}_C = \dot{m}w_c = \mathbf{-107.5 \text{ kW}}$$

$$w_c = C_p(T_1 - T_2), \text{ solve for } T_2 = 507.5 \text{ K}$$

Aftercooler:

1st Law: $q + h_2 = h_3 + w$; $w = 0$, assume constant specific heat

$$q = C_p(T_3 - T_2) = 205 \text{ kJ/kg}, \quad \dot{Q} = \dot{m}q = \mathbf{-102.5 \text{ kW}}$$

9.126

Consider the scheme shown in Fig. P9.126 for producing fresh water from salt water. The conditions are as shown in the figure. Assume that the properties of salt water are the same as for pure water, and that the pump is reversible and adiabatic.

- Determine the ratio (\dot{m}_7/\dot{m}_1) , the fraction of salt water purified.
- Determine the input quantities, w_P and q_H .
- Make a second law analysis of the overall system.

C.V. Flash evaporator: Steady flow, no external q , no work.

$$\text{Energy Eq.: } \dot{m}_1 h_4 = (\dot{m}_1 - \dot{m}_7) h_5 + \dot{m}_7 h_6$$

$$\text{Table B.1.1 or } 632.4 = (1 - (\dot{m}_7/\dot{m}_1)) 417.46 + (\dot{m}_7/\dot{m}_1) 2675.5$$

$$\Rightarrow \dot{m}_7/\dot{m}_1 = \mathbf{0.0952}$$

C.V. Pump steady flow, incompressible liq.:

$$w_P = -\int v dP \approx -v_1(P_2 - P_1) = -0.001001(700 - 100) = \mathbf{-0.6 \text{ kJ/kg}}$$

$$h_2 = h_1 - w_P = 62.99 + 0.6 = 63.6 \text{ kJ/kg}$$

C.V. Heat exchanger: $h_2 + (\dot{m}_7/\dot{m}_1)h_6 = h_3 + (\dot{m}_7/\dot{m}_1)h_7$

$$63.6 + 0.0952 \times 2675.5 = h_3 + 0.0952 \times 146.68 \Rightarrow h_3 = 304.3 \text{ kJ/kg}$$

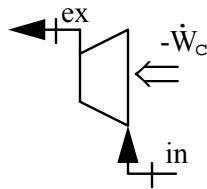
C.V. Heater: $q_H = h_4 - h_3 = 632.4 - 304.3 = \mathbf{328.1 \text{ kJ/kg}}$

CV: entire unit, entropy equation per unit mass flow rate at state 1

$$\begin{aligned} S_{\text{C.V.,gen}} &= -q_H/T_H + (1 - (\dot{m}_7/\dot{m}_1))s_5 + (\dot{m}_7/\dot{m}_1)s_7 - s_1 \\ &= (-328.1/473.15) + 0.9048 \times 1.3026 + 0.0952 \times 0.5053 - 0.2245 \\ &= \mathbf{0.3088 \text{ kJ/K kg } m_1} \end{aligned}$$

9.127

Supercharging of an engine is used to increase the inlet air density so that more fuel can be added, the result of which is an increased power output. Assume that ambient air, 100 kPa and 27°C, enters the supercharger at a rate of 250 L/s. The supercharger (compressor) has an isentropic efficiency of 75%, and uses 20 kW of power input. Assume that the ideal and actual compressor have the same exit pressure. Find the ideal specific work and verify that the exit pressure is 175 kPa. Find the percent increase in air density entering the engine due to the supercharger and the entropy generation.



C.V.: Air in compressor (steady flow)

$$\text{Cont: } \dot{m}_{\text{in}} = \dot{m}_{\text{ex}} = \dot{m} = \dot{V}/v_{\text{in}} = 0.29 \text{ kg/s}$$

$$\text{Energy: } \dot{m}h_{\text{in}} - \dot{W} = \dot{m}h_{\text{ex}} \quad \text{Assume: } \dot{Q} = 0$$

$$\text{Entropy: } \dot{m}s_{\text{in}} + \dot{S}_{\text{gen}} = \dot{m}s_{\text{ex}}$$

$$v_{\text{in}} = \frac{RT_{\text{in}}}{P_{\text{in}}} = 0.8614 \text{ m}^3/\text{kg}, \quad s_{\text{Ti}}^{\circ} = 6.86975 \text{ kJ/kg K}, \quad h_{\text{in}} = 300.62 \text{ kJ/kg}$$

$$\eta_c = w_{C_s}/w_{C_{ac}} \Rightarrow -\dot{W}_S = -\dot{W}_{AC} \times \eta_c = 15 \text{ kW}$$

$$-w_{C_s} = -\dot{W}_S/\dot{m} = 51.724 \text{ kJ/kg}, \quad -w_{C_{ac}} = 68.966 \text{ kJ/kg}$$

$$\text{Table A.7: } h_{\text{ex}_s} = h_{\text{in}} - w_{C_s} = 300.62 + 51.724 = 352.3 \text{ kJ/kg}$$

$$\Rightarrow T_{\text{ex}_s} = 351.5 \text{ K}, \quad s_{\text{Te}}^{\circ} = 7.02830 \text{ kJ/kg K}$$

$$P_{\text{ex}} = P_{\text{in}} \times e^{(s_{\text{Te}}^{\circ} - s_{\text{Ti}}^{\circ})/R} = 100 \times \exp \left[\frac{7.0283 - 6.86975}{0.287} \right]$$

$$= \mathbf{173.75 \text{ kPa}}$$

The actual exit state is

$$h_{\text{ex}_{ac}} = h_{\text{in}} - w_{C_{ac}} = 369.6 \text{ kJ/kg} \Rightarrow T_{\text{ex}_{ac}} = 368.6 \text{ K}$$

$$v_{\text{ex}} = RT_{\text{ex}}/P_{\text{ex}} = 0.6088 \text{ m}^3/\text{kg}, \quad s_{\text{Tex}_{ac}}^{\circ} = 7.0764$$

$$\rho_{\text{ex}}/\rho_{\text{in}} = v_{\text{in}}/v_{\text{ex}} = 0.8614/0.6088 = \mathbf{1.415 \text{ or } 41.5\% \text{ increase}}$$

$$s_{\text{gen}} = s_{\text{ex}} - s_{\text{in}} = 7.0764 - 6.86975 - 0.287 \ln\left(\frac{173.75}{100}\right) = \mathbf{0.0481 \text{ kJ/kg K}}$$

9.128

A jet-ejector pump, shown schematically in Fig. P9.128, is a device in which a low-pressure (secondary) fluid is compressed by entrainment in a high-velocity (primary) fluid stream. The compression results from the deceleration in a diffuser. For purposes of analysis this can be considered as equivalent to the turbine-compressor unit shown in Fig. P9.120 with the states 1, 3, and 5 corresponding to those in Fig. P9.128. Consider a steam jet-pump with state 1 as saturated vapor at 35 kPa; state 3 is 300 kPa, 150°C; and the discharge pressure, P_5 , is 100 kPa.

- a. Calculate the ideal mass flow ratio, \dot{m}_1/\dot{m}_3 .
- b. The efficiency of a jet pump is defined as $\eta = (\dot{m}_1/\dot{m}_3)_{\text{actual}} / (\dot{m}_1/\dot{m}_3)_{\text{ideal}}$ for the same inlet conditions and discharge pressure. Determine the discharge temperature of the jet pump if its efficiency is 10%.

a) ideal processes (isen. comp. & exp.)

expands 3-4s }
comp 1-2s } then mix at const. P

$$s_{4s} = s_3 = 7.0778 = 1.3026 + x_{4s} \times 6.0568 \Rightarrow x_{4s} = 0.9535$$

$$h_{4s} = 417.46 + 0.9535 \times 2258.0 = 2570.5 \text{ kJ/kg}$$

$$s_{2s} = s_1 = 7.7193 \rightarrow T_{2s} = 174^\circ\text{C} \quad \& \quad h_{2s} = 2823.8 \text{ kJ/kg}$$

$$\dot{m}_1(h_{2s} - h_1) = \dot{m}_3(h_3 - h_{4s})$$

$$\Rightarrow (\dot{m}_1/\dot{m}_3)_{\text{IDEAL}} = \frac{2761.0 - 2570.5}{2823.8 - 2631.1} = \mathbf{0.9886}$$

b) real processes with jet pump eff. = 0.10

$$\Rightarrow (\dot{m}_1/\dot{m}_3)_{\text{ACTUAL}} = 0.10 \times 0.9886 = 0.09886$$

$$\text{1st law } \dot{m}_1 h_1 + \dot{m}_3 h_3 = (\dot{m}_1 + \dot{m}_3) h_5$$

$$0.09886 \times 2631.1 + 1 \times 2761.0 = 1.09896 h_5$$

$$\text{State 5: } h_5 = 2749.3 \text{ kJ/kg, } P_5 = 100 \text{ kPa} \Rightarrow T_5 = \mathbf{136.5^\circ\text{C}}$$

9.129

A rigid steel bottle, $V = 0.25 \text{ m}^3$, contains air at 100 kPa, 300 K. The bottle is now charged with air from a line at 260 K, 6 MPa to a bottle pressure of 5 MPa, state 2, and the valve is closed. Assume that the process is adiabatic, and the charge always is uniform. In storage, the bottle slowly returns to room temperature at 300 K, state 3. Find the final mass, the temperature T_2 , the final pressure P_3 , the heat transfer ${}_1Q_3$ and the total entropy generation.

C.V. Bottle. Flow in, no work, no heat transfer.

$$\text{Continuity Eq.6.15: } m_2 - m_1 = m_{\text{in}} ;$$

$$\text{Energy Eq.6.16: } m_2 u_2 - m_1 u_1 = m_{\text{in}} h_{\text{in}}$$

State 1 and inlet: Table A.7, $u_1 = 214.36 \text{ kJ/kg}$, $h_{\text{in}} = 260.32 \text{ kJ/kg}$

$$m_1 = P_1 V / RT_1 = (100 \times 0.25) / (0.287 \times 300) = 0.290 \text{ kg}$$

$$m_2 = P_2 V / RT_2 = 5000 \times 0.25 / (0.287 \times T_2) = 4355.4 / T_2$$

Substitute into energy equation

$$u_2 + 0.00306 T_2 = 260.32$$

Now trial and error on T_2

$$T_2 = 360 \Rightarrow \text{LHS} = 258.63 \text{ (low)}; \quad T_2 = 370 \Rightarrow \text{LHS} = 265.88 \text{ (high)}$$

$$\text{Interpolation } T_2 = 362.3 \text{ K (LHS} = 260.3 \text{ OK)}$$

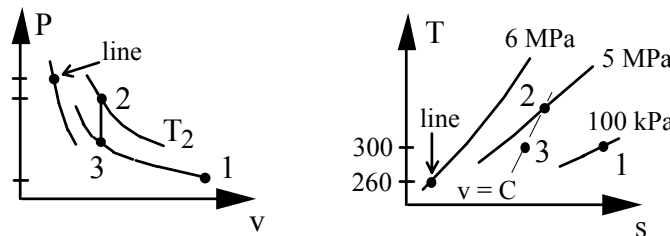
$$m_2 = 4355.4 / 362.3 = 12.022 \text{ kg}; \quad P_3 = m_2 R T_3 / V = \mathbf{4140 \text{ kPa}}$$

Now use the energy equation from the beginning to the final state

$$\begin{aligned} {}_1Q_3 &= m_2 u_3 - m_1 u_1 - m_{\text{in}} h_{\text{in}} = (12.022 - 0.29) 214.36 - 11.732 \times 260.32 \\ &= \mathbf{-539.2 \text{ kJ}} \end{aligned}$$

Entropy equation from state 1 to state 3 with change in s from Eq.8.28

$$\begin{aligned} S_{\text{gen}} &= m_2 s_3 - m_1 s_1 - m_{\text{in}} s_{\text{in}} - {}_1Q_3 / T = m_2 (s_3 - s_{\text{in}}) - m_1 (s_1 - s_{\text{in}}) - {}_1Q_3 / T \\ &= 12.022 [6.8693 - 6.7256 - R \ln(4140/6000)] \\ &\quad - 0.29 [6.8693 - 6.7256 - R \ln(100/6000)] + 539.2/300 = \mathbf{4.423 \text{ kJ/K}} \end{aligned}$$



Problem could have been solved with constant specific heats from A.5 in which case we would get the energy explicit in T_2 (no iterations).

9.130

A horizontal, insulated cylinder has a frictionless piston held against stops by an external force of 500 kN. The piston cross-sectional area is 0.5 m^2 , and the initial volume is 0.25 m^3 . Argon gas in the cylinder is at 200 kPa, 100°C . A valve is now opened to a line flowing argon at 1.2 MPa, 200°C , and gas flows in until the cylinder pressure just balances the external force, at which point the valve is closed. Use constant heat capacity to verify that the final temperature is 645 K and find the total entropy generation.

Solution:

The process has inlet flow, no work (volume constant) and no heat transfer.

$$\text{Continuity Eq.6.15: } m_2 - m_1 = m_i$$

$$\text{Energy Eq.6.16: } m_2 u_2 - m_1 u_1 = m_i h_i$$

$$m_1 = P_1 V_1 / RT_1 = 200 \times 0.25 / (0.2081 \times 373.15) = 0.644 \text{ kg}$$

$$\text{Force balance: } P_2 A = F \quad \Rightarrow \quad P_2 = \frac{500}{0.5} = 1000 \text{ kPa}$$

For argon use constant heat capacities so the energy equation is:

$$m_2 C_{V_o} T_2 - m_1 C_{V_o} T_1 = (m_2 - m_1) C_{P_o} T_{in}$$

We know P_2 so only 1 unknown for state 2.

$$\text{Use ideal gas law to write } m_2 T_2 = P_2 V_1 / R \quad \text{and} \quad m_1 T_1 = P_1 V_1 / R$$

and divide the energy equation with C_{V_o} to solve for the change in mass

$$(P_2 V_1 - P_1 V_1) / R = (m_2 - m_1) (C_{P_o} / C_{V_o}) T_{in}$$

$$(m_2 - m_1) = (P_2 - P_1) V_1 / (R k T_{in})$$

$$= (1000 - 200) \times 0.25 / (0.2081 \times 1.667 \times 473.15) = 1.219 \text{ kg}$$

$$m_2 = 1.219 + 0.644 = 1.863 \text{ kg.}$$

$$T_2 = P_2 V_1 / (m_2 R) = 1000 \times 0.25 / (1.863 \times 0.2081) = 645 \text{ K} \quad \text{OK}$$

$$\text{Entropy Eq.9.12: } m_2 s_2 - m_1 s_1 = m_i s_i + 0 + {}_1 S_{2 \text{ gen}}$$

$${}_1 S_{2 \text{ gen}} = m_1 (s_2 - s_1) + (m_2 - m_1) (s_2 - s_i)$$

$$= m_1 \left[C_p \ln \frac{T_2}{T_1} - R \ln \frac{P_2}{P_1} \right] + (m_2 - m_1) \left[C_p \ln \frac{T_2}{T_i} - R \ln \frac{P_2}{P_i} \right]$$

$$= 0.644 \left[0.52 \ln \frac{645}{373.15} - 0.2081 \ln \frac{1000}{200} \right]$$

$$+ 1.219 \left[0.52 \ln \frac{645}{473.15} - 0.2081 \ln \frac{1000}{1200} \right]$$

$$= -0.03242 + 0.24265 = \mathbf{0.21 \text{ kJ/K}}$$

9.131

A rigid 1.0 m^3 tank contains water initially at 120°C , with 50 % liquid and 50% vapor, by volume. A pressure-relief valve on the top of the tank is set to 1.0 MPa (the tank pressure cannot exceed 1.0 MPa - water will be discharged instead). Heat is now transferred to the tank from a 200°C heat source until the tank contains saturated vapor at 1.0 MPa. Calculate the heat transfer to the tank and show that this process does not violate the second law.

Solution:

C.V. Tank and walls out to the source. Neglect storage in walls. There is flow out and no boundary or shaft work.

$$\text{Continuity Eq.6.15: } m_2 - m_1 = -m_e$$

$$\text{Energy Eq.6.16: } m_2 u_2 - m_1 u_1 = -m_e h_e + {}_1Q_2$$

$$\text{Entropy Eq.9.12: } m_2 s_2 - m_1 s_1 = -m_e s_e + \int dQ/T + {}_1S_2 \text{ gen}$$

State 1: $T_1 = 120^\circ\text{C}$, Table B.1.1

$$v_f = 0.00106 \text{ m}^3/\text{kg}, \quad m_{\text{liq}} = 0.5V_1/v_f = 471.7 \text{ kg}$$

$$v_g = 0.8919 \text{ m}^3/\text{kg}, \quad m_g = 0.5V_1/v_g = 0.56 \text{ kg},$$

$$m_1 = 472.26 \text{ kg}, \quad x_1 = m_g/m_1 = 0.001186$$

$$u_1 = u_f + x_1 u_{fg} = 503.5 + 0.001186 \times 2025.8 = 505.88 \text{ kJ/kg},$$

$$s_1 = s_f + x_1 s_{fg} = 1.5275 + 0.001186 \times 5.602 = 1.5341 \text{ kJ/kg-K}$$

State 2: $P_2 = 1.0 \text{ MPa}$, sat. vap. $x_2 = 1.0$, $V_2 = 1 \text{ m}^3$

$$v_2 = v_g = 0.19444 \text{ m}^3/\text{kg}, \quad m_2 = V_2/v_2 = 5.14 \text{ kg}$$

$$u_2 = u_g = 2583.6 \text{ kJ/kg}, \quad s_2 = s_g = 6.5864 \text{ kJ/kg-K}$$

Exit: $P_e = 1.0 \text{ MPa}$, sat. vap. $x_e = 1.0$, $h_e = h_g = 2778.1 \text{ kJ/kg}$,

$$s_e = s_g = 6.5864 \text{ kJ/kg}, \quad m_e = m_1 - m_2 = 467.12 \text{ kg}$$

From the energy equation we get

$${}_1Q_2 = m_2 u_2 - m_1 u_1 + m_e h_e = \mathbf{1\ 072\ 080\ kJ}$$

From the entropy Eq.9.24 (with 9.25 and 9.26) we get

$${}_1S_2 \text{ gen} = m_2 s_2 - m_1 s_1 + m_e s_e - \frac{{}_1Q_2}{T_H}; \quad T_H = 200^\circ\text{C} = 473 \text{ K}$$

$${}_1S_2 \text{ gen} = \Delta S_{\text{net}} = \mathbf{120.4 \text{ kJ/K} \geq 0} \quad \text{Process Satisfies 2}^{\text{nd}} \text{ Law}$$

9.132

A certain industrial process requires a steady 0.5 kg/s of air at 200 m/s, at the condition of 150 kPa, 300 K. This air is to be the exhaust from a specially designed turbine whose inlet pressure is 400 kPa. The turbine process may be assumed to be reversible and polytropic, with polytropic exponent $n = 1.20$.

- What is the turbine inlet temperature?
- What are the power output and heat transfer rate for the turbine?
- Calculate the rate of net entropy increase, if the heat transfer comes from a source at a temperature 100°C higher than the turbine inlet temperature.

Solution:

C.V. Turbine, this has heat transfer, $PV^n = \text{Constant}$, $n = 1.2$

Exit: $T_e = 300\text{K}$, $P_e = 150\text{ kPa}$, $V_e = 200\text{ m/s}$

a) Process polytropic Eq.8.37: $T_e / T_i = (P_e / P_i)^{\frac{n-1}{n}} \Rightarrow T_i = 353.3\text{ K}$

b) 1st Law Eq.6.12: $\dot{m}_i(h + V^2/2)_{in} + \dot{Q} = \dot{m}_{ex}(h + V^2/2)_{ex} + \dot{W}_T$

Reversible shaft work in a polytropic process, Eq.9.14 and Eq.9.19:

$$w_T = -\int v \, dP + (V_i^2 - V_e^2)/2 = -\frac{n}{n-1}(P_e v_e - P_i v_i) + (V_i^2 - V_e^2)/2$$

$$= -\frac{n}{n-1}R(T_e - T_i) - V_e^2/2 = 71.8\text{ kJ/kg}$$

$$\dot{W}_T = \dot{m}w_T = \mathbf{35.9\text{ kW}}$$

Assume constant specific heat in the energy equation

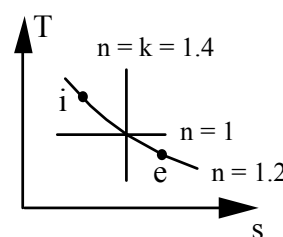
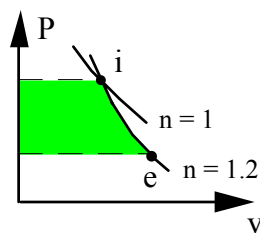
$$\dot{Q} = \dot{m}[C_p(T_e - T_i) + V_e^2/2] + \dot{W}_T = \mathbf{19.2\text{ kW}}$$

- c) 2nd Law Eq.9.7 or 9.23 with change in entropy from Eq.8.25:

$$dS_{net}/dt = \dot{S}_{gen} = \dot{m}(s_e - s_i) - \dot{Q}_H/T_H, \quad T_H = T_i + 100 = 453.3\text{ K}$$

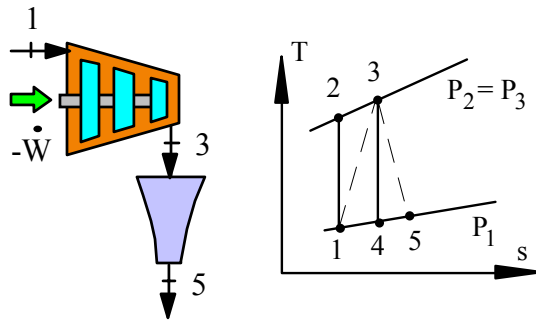
$$s_e - s_i = C_p \ln(T_e / T_i) - R \ln(P_e / P_i) = 0.1174\text{ kJ/kg K}$$

$$dS_{net}/dt = 0.5 \times 0.1174 - 19.2/453.3 = 0.0163\text{ kW/K}$$



9.133

Assume both the compressor and the nozzle in Problem 9.37 have an isentropic efficiency of 90% the rest being unchanged. Find the actual compressor work and its exit temperature and find the actual nozzle exit velocity.



C.V. Ideal compressor, inlet: 1 exit: 2

Adiabatic : $q = 0$.

Reversible: $s_{\text{gen}} = 0$

$$\text{Energy Eq.6.13: } h_1 + 0 = w_C + h_2;$$

$$\text{Entropy Eq.9.8: } s_1 + 0/T + 0 = s_2$$

$$-w_{Cs} = h_2 - h_1, \quad s_2 = s_1$$

Properties use air Table A.5: $C_{p0} = 1.004 \frac{\text{kJ}}{\text{kg K}}$, $R = 0.287 \frac{\text{kJ}}{\text{kg K}}$, $k = 1.4$,

Process gives constant s (isentropic) which with constant C_{p0} gives Eq.8.32

$$\Rightarrow T_2 = T_1 \left(\frac{P_2}{P_1} \right)^{\frac{k-1}{k}} = 290 \left(\frac{400}{100} \right)^{0.2857} = \mathbf{430.9 \text{ K}}$$

$$\Rightarrow -w_{Cs} = C_{p0}(T_2 - T_1) = 1.004 (430.9 - 290) = \mathbf{141.46 \text{ kJ/kg}}$$

The ideal nozzle then expands back down to state 1 (constant s). The actual compressor discharges at state 3 however, so we have:

$$w_C = w_{Cs}/\eta_C = \mathbf{-157.18} \Rightarrow T_3 = T_1 - w_C/C_p = \mathbf{446.6 \text{ K}}$$

Nozzle receives air at 3 and exhausts at 5. We must do the ideal (exit at 4) first.

$$s_4 = s_3 \Rightarrow \text{Eq.8.32: } T_4 = T_3 \left(\frac{P_4}{P_3} \right)^{\frac{k-1}{k}} = 300.5 \text{ K}$$

$$\frac{1}{2} \mathbf{V}_s^2 = C_p(T_3 - T_4) = 146.68 \Rightarrow \frac{1}{2} \mathbf{V}_{ac}^2 = 132 \text{ kJ/kg} \Rightarrow \mathbf{V}_{ac} = 513.8 \text{ m/s}$$

If we need it, the actual nozzle exit (5) can be found:

$$T_5 = T_3 - \mathbf{V}_{ac}^2/2C_p = 315 \text{ K}$$

Problems solved with P_r and v_r functions

9.28

A compressor receives air at 290 K, 100 kPa and a shaft work of 5.5 kW from a gasoline engine. It should deliver a mass flow rate of 0.01 kg/s air to a pipeline. Find the maximum possible exit pressure of the compressor.

Solution:

C.V. Compressor, Steady single inlet and exit flows. Adiabatic: $\dot{Q} = 0$.

Continuity Eq.6.11: $\dot{m}_i = \dot{m}_e = \dot{m}$,

Energy Eq.6.12: $\dot{m}h_i = \dot{m}h_e + \dot{W}_C$,

Entropy Eq.9.8: $\dot{m}s_i + \dot{S}_{gen} = \dot{m}s_e$ (Reversible $\dot{S}_{gen} = 0$)

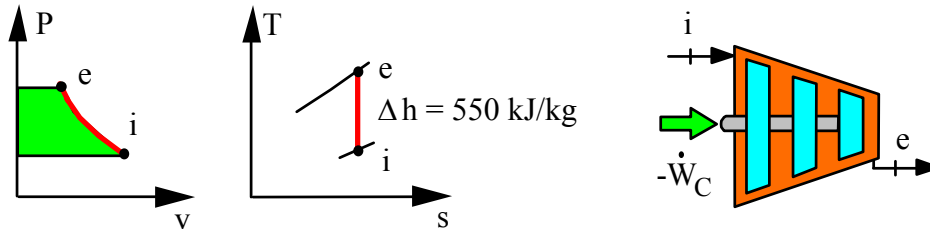
$$\dot{W}_C = \dot{m}w_c \Rightarrow -w_c = -\dot{W}/\dot{m} = 5.5/0.01 = 550 \text{ kJ/kg}$$

Use Table A.7, $h_i = 290.43 \text{ kJ/kg}$, $P_{r,i} = 0.9899$

$$h_e = h_i + (-w_c) = 290.43 + 550 = 840.43 \text{ kJ/kg}$$

A.7 $\Rightarrow T_e = 816.5 \text{ K}$, $P_{r,e} = 41.717$

$$P_e = P_i (P_{r,e}/P_{r,i}) = 100 \times (41.717/0.9899) = \mathbf{4214 \text{ kPa}}$$



9.32

Do the previous problem using the air tables in A.7

The exit nozzle in a jet engine receives air at 1200 K, 150 kPa with negligible kinetic energy. The exit pressure is 80 kPa and the process is reversible and adiabatic. Use constant heat capacity at 300 K to find the exit velocity.

Solution:

C.V. Nozzle, Steady single inlet and exit flow, no work or heat transfer.

$$\text{Energy Eq.6.13: } h_i = h_e + V_e^2/2 \quad (Z_i = Z_e)$$

$$\text{Entropy Eq.9.8: } s_e = s_i + \int dq/T + s_{\text{gen}} = s_i + 0 + 0$$

$$\text{Process: } q = 0, \quad s_{\text{gen}} = 0 \quad \text{as used above leads to } s_e = s_i$$

$$\text{Inlet state: } h_i = 1277.8 \text{ kJ/kg}, \quad P_{r,i} = 191.17$$

The constant s is done using the P_r function from A.7.2

$$P_{r,e} = P_{r,i} (P_e / P_i) = 191.17 (80/150) = 101.957$$

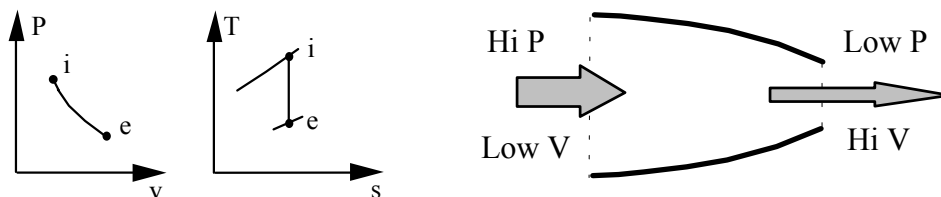
Interpolate in A.7 \Rightarrow

$$T_e = 1000 + 50 \frac{101.957 - 91.651}{111.35 - 91.651} = 1026.16 \text{ K}$$

$$h_e = 1046.2 + 0.5232 \times (1103.5 - 1046.2) = 1076.2 \text{ kJ/kg}$$

From the energy equation we have $V_e^2/2 = h_i - h_e$, so then

$$V_e = \sqrt{2(h_i - h_e)} = \sqrt{2(1277.8 - 1076.2) \times 1000} = \mathbf{635 \text{ m/s}}$$

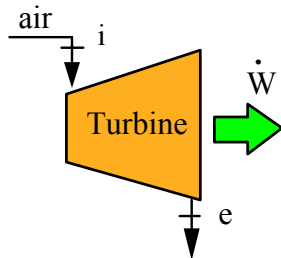


9.34

Air enters a turbine at 800 kPa, 1200 K, and expands in a reversible adiabatic process to 100 kPa. Calculate the exit temperature and the work output per kilogram of air, using

- The ideal gas tables, Table A.7
- Constant specific heat, value at 300 K from table A.5

Solution:



C.V. Air turbine.

Adiabatic: $q = 0$, reversible: $s_{\text{gen}} = 0$

Energy Eq.6.13: $w_T = h_i - h_e$,

Entropy Eq.9.8: $s_e = s_i$

a) Table A.7: $h_i = 1277.8 \text{ kJ/kg}$, $P_{r_i} = 191.17$

The constant s process is done using the P_r function from A.7.2

$$\Rightarrow P_{r_e} = P_{r_i} (P_e / P_i) = 191.17 \left(\frac{100}{800} \right) = 23.896$$

Interpolate in A.7.1 $\Rightarrow T_e = \mathbf{705.7 \text{ K}}$, $h_e = 719.7 \text{ kJ/kg}$

$$w = h_i - h_e = 1277.8 - 719.7 = \mathbf{558.1 \text{ kJ/kg}}$$

- b) Table A.5: $C_{p_0} = 1.004 \text{ kJ/kg K}$, $R = 0.287 \text{ kJ/kg K}$, $k = 1.4$, then from Eq.8.32

$$T_e = T_i (P_e / P_i)^{\frac{k-1}{k}} = 1200 \left(\frac{100}{800} \right)^{0.286} = \mathbf{662.1 \text{ K}}$$

$$w = C_{p_0}(T_i - T_e) = 1.004(1200 - 662.1) = \mathbf{539.8 \text{ kJ/kg}}$$

9.69

An old abandoned saltmine, $100\,000\text{ m}^3$ in volume, contains air at 290 K , 100 kPa . The mine is used for energy storage so the local power plant pumps it up to 2.1 MPa using outside air at 290 K , 100 kPa . Assume the pump is ideal and the process is adiabatic. Find the final mass and temperature of the air and the required pump work.

Solution:

C.V. The mine volume and the pump

$$\text{Continuity Eq.6.15: } m_2 - m_1 = m_{\text{in}}$$

$$\text{Energy Eq.6.16: } m_2 u_2 - m_1 u_1 = {}_1Q_2 - {}_1W_2 + m_{\text{in}} h_{\text{in}}$$

$$\text{Entropy Eq.9.12: } m_2 s_2 - m_1 s_1 = \int dQ/T + {}_1S_2_{\text{gen}} + m_{\text{in}} s_{\text{in}}$$

$$\text{Process: Adiabatic } {}_1Q_2 = 0, \text{ Process ideal } {}_1S_2_{\text{gen}} = 0, s_1 = s_{\text{in}}$$

$$\Rightarrow m_2 s_2 = m_1 s_1 + m_{\text{in}} s_{\text{in}} = (m_1 + m_{\text{in}}) s_1 = m_2 s_1 \Rightarrow s_2 = s_1$$

$$\text{Constant } s \Rightarrow P_{r2} = P_{r1} (P_2 / P_1) = 0.9899 \left(\frac{2100}{100} \right) = 20.7879$$

$$\text{A.7.2 } \Rightarrow T_2 = \mathbf{680\text{ K}}, u_2 = 496.94\text{ kJ/kg}$$

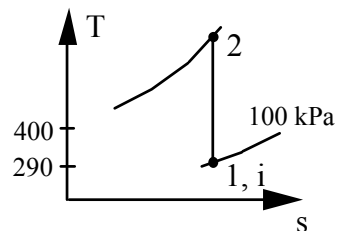
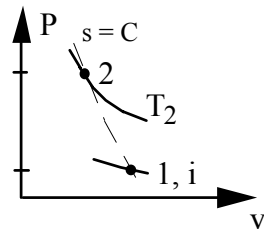
$$m_1 = P_1 V_1 / RT_1 = 100 \times 10^5 / (0.287 \times 290) = 1.20149 \times 10^5\text{ kg}$$

$$m_2 = P_2 V_2 / RT_2 = 100 \times 21 \times 10^5 / (0.287 \times 680) = \mathbf{10.760 \times 10^5\text{ kg}}$$

$$\Rightarrow m_{\text{in}} = 9.5585 \times 10^5\text{ kg}$$

$${}_1W_2 = m_{\text{in}} h_{\text{in}} + m_1 u_1 - m_2 u_2$$

$$= m_{\text{in}}(290.43) + m_1(207.19) - m_2(496.94) = \mathbf{-2.322 \times 10^8\text{ kJ}}$$



9.89

Calculate the air temperature and pressure at the stagnation point right in front of a meteorite entering the atmosphere (-50 °C, 50 kPa) with a velocity of 2000 m/s. Do this assuming air is incompressible at the given state and repeat for air being a compressible substance going through an adiabatic compression.

Solution:

$$\text{Kinetic energy: } \frac{1}{2} \mathbf{V}^2 = \frac{1}{2} (2000)^2/1000 = 2000 \text{ kJ/kg}$$

$$\text{Ideal gas: } v_{\text{atm}} = RT/P = 0.287 \times 223/50 = 1.28 \text{ m}^3/\text{kg}$$

a) incompressible

$$\text{Energy Eq.6.13: } \Delta h = \frac{1}{2} \mathbf{V}^2 = 2000 \text{ kJ/kg}$$

If A.5 $\Delta T = \Delta h/C_p = 1992 \text{ K}$ unreasonable, too high for that C_p

$$\text{Use A.7: } h_{\text{st}} = h_o + \frac{1}{2} \mathbf{V}^2 = 223.22 + 2000 = 2223.3 \text{ kJ/kg}$$

$$T_{\text{st}} = 1977 \text{ K}$$

Bernoulli (incompressible) Eq.9.17:

$$\Delta P = P_{\text{st}} - P_o = \frac{1}{2} \mathbf{V}^2/v = 2000/1.28 = 1562.5 \text{ kPa}$$

$$P_{\text{st}} = 1562.5 + 50 = 1612.5 \text{ kPa}$$

b) compressible

$T_{\text{st}} = 1977 \text{ K}$ the same energy equation.

From A.7.2: Stagnation point $P_{r \text{ st}} = 1580.3$; Free $P_{r o} = 0.39809$

$$P_{\text{st}} = P_o \times \frac{P_{r \text{ st}}}{P_{r o}} = 50 \times \frac{1580.3}{0.39809}$$

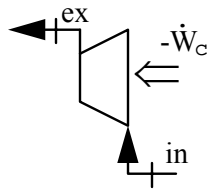
$$= \mathbf{198\ 485 \text{ kPa}}$$



Notice that this is highly compressible, v is not constant.

9.127

Supercharging of an engine is used to increase the inlet air density so that more fuel can be added, the result of which is an increased power output. Assume that ambient air, 100 kPa and 27°C, enters the supercharger at a rate of 250 L/s. The supercharger (compressor) has an isentropic efficiency of 75%, and uses 20 kW of power input. Assume that the ideal and actual compressor have the same exit pressure. Find the ideal specific work and verify that the exit pressure is 175 kPa. Find the percent increase in air density entering the engine due to the supercharger and the entropy generation.



C.V.: Air in compressor (steady flow)

$$\text{Cont: } \dot{m}_{\text{in}} = \dot{m}_{\text{ex}} = \dot{m} = \dot{V}/v_{\text{in}} = 0.29 \text{ kg/s}$$

$$\text{Energy: } \dot{m}h_{\text{in}} - \dot{W} = \dot{m}h_{\text{ex}} \quad \text{Assume: } \dot{Q} = 0$$

$$\text{Entropy: } \dot{m}s_{\text{in}} + \dot{S}_{\text{gen}} = \dot{m}s_{\text{ex}}$$

$$\text{Inlet state: } v_{\text{in}} = RT_{\text{in}}/P_{\text{in}} = 0.8614 \text{ m}^3/\text{kg}, \quad P_{r \text{ in}} = 1.1167$$

$$\eta_c = w_{C s}/w_{C ac} \Rightarrow -\dot{W}_S = -\dot{W}_{AC} \times \eta_c = 15 \text{ kW}$$

$$-w_{C s} = -\dot{W}_S/\dot{m} = 51.724 \text{ kJ/kg}, \quad -w_{C ac} = 68.966 \text{ kJ/kg}$$

$$\text{Table A.7: } h_{\text{ex s}} = h_{\text{in}} - w_{C s} = 300.62 + 51.724 = 352.3 \text{ kJ/kg}$$

$$\Rightarrow T_{\text{ex s}} = 351.5 \text{ K}, \quad P_{r \text{ ex}} = 1.949$$

$$P_{\text{ex}} = P_{\text{in}} \times P_{r \text{ ex}}/P_{r \text{ in}} = 100 \times 1.949 / 1.1167 = \mathbf{174.5 \text{ kPa}}$$

The actual exit state is

$$h_{\text{ex ac}} = h_{\text{in}} - w_{C ac} = 369.6 \text{ kJ/kg} \quad \Rightarrow T_{\text{ex ac}} = 368.6 \text{ K}$$

$$v_{\text{ex}} = RT_{\text{ex}}/P_{\text{ex}} = 0.606 \text{ m}^3/\text{kg}$$

$$\rho_{\text{ex}}/\rho_{\text{in}} = v_{\text{in}}/v_{\text{ex}} = 0.8614/0.606 = \mathbf{1.42 \text{ or } 42 \% \text{ increase}}$$

$$S_{\text{gen}} = S_{\text{ex}} - S_{\text{in}} = 7.0767 - 6.8693 - 0.287 \ln(174/100) = \mathbf{0.0484 \text{ kJ/kg K}}$$

**SOLUTION MANUAL
ENGLISH UNIT PROBLEMS
CHAPTER 9**

SONNTAG • BORGNAKKE • VAN WYLEN



FUNDAMENTALS
of
Thermodynamics
Sixth Edition

CONTENT

SUBSECTION	PROB NO.
Concept-Study Guide Problems	134-141
Steady Single Flow Devices	142-149
Steady Irreversible Processes	150-155
Transient Processes	156-157
Reversible Shaft Work, Bernoulli	158-163
Device Efficiency	164-170
Review Problems	171-172

This problem set compared to the fifth edition chapter 9 set and the current SI unit problems.

New	5th	SI	New	5th	SI	New	5th	SI
134	new	6	147	new	33	160	105	82
135	new	8	148	new	35	161	106	84
136	new	9	149	97	39	162	new	94
137	new	14	150	94	47	163	107	90
138	new	17	151	95	52	164	109	96
139	new	18	152	108	54	165	110	101
140	new	19	153	new	53	166	111	107
141	new	20	154	98	56	167	117	111
142	91mod	22	155	99	60	168	115	-
143	29	24	156	101	69	169	114	114
144	96	30	157	100	73	170	118	-
145	new	31	158	103	77	171	102	131
146	93	37	159	104	79	172	112	133

Concept Problems**9.134E**

A compressor receives R-134a at 20 F, 30 psia with an exit of 200 psia, $x = 1$.

What can you say about the process?

Solution:

Properties for R-134a are found in Table F.10

Inlet state: $s_i = 0.4157$ Btu/lbm R

Exit state: $s_e = 0.4080$ Btu/lbm R

Steady state single flow: $s_e = s_i + \int_i^e \frac{dq}{T} + s_{\text{gen}}$

Since s decreases slightly and the generation term can only be positive, it must be that the heat transfer is negative (out) so the integral gives a contribution that is smaller than $-s_{\text{gen}}$.

9.135E

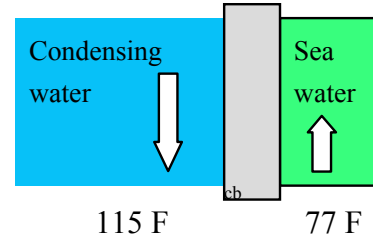
A large condenser in a steam power plant dumps 15 000 Btu/s at 115 F with an ambient at 77 F. What is the entropy generation rate?

Solution:

This process transfers heat over a finite temperature difference between the water inside the condenser and the outside ambient (cooling water from the sea, lake or river or atmospheric air)

C.V. The wall that separates the inside 115 F water from the ambient at 77 F.

Entropy Eq. 9.1 for steady state operation:



$$\frac{dS}{dt} = 0 = \sum \frac{\dot{Q}}{T} + \dot{S}_{\text{gen}} = \frac{\dot{Q}}{T_{115}} - \frac{\dot{Q}}{T_{77}} + \dot{S}_{\text{gen}}$$

$$\dot{S}_{\text{gen}} = \left[\frac{15\,000}{536.7} - \frac{15\,000}{115 + 459.7} \right] \frac{\text{Btu}}{\text{s R}} = 1.85 \frac{\text{Btu}}{\text{s R}}$$

9.136E

Air at 150 psia, 540 R is throttled to 75 psia. What is the specific entropy generation?

Solution:

C.V. Throttle, single flow, steady state. We neglect kinetic and potential energies and there are no heat transfer and shaft work terms.

Energy Eq. 6.13: $h_i = h_e \Rightarrow T_i = T_e$ (ideal gas)

Entropy Eq. 9.9: $s_e = s_i + \int_i^e \frac{dq}{T} + s_{\text{gen}} = s_i + s_{\text{gen}}$

Change in s Eq. 8.24: $s_e - s_i = \int_i^e C_p \frac{dT}{T} - R \ln \frac{P_e}{P_i} = -R \ln \frac{P_e}{P_i}$

$$s_{\text{gen}} = s_e - s_i = -\frac{53.34}{778} \ln \left(\frac{75}{150} \right) = 0.0475 \frac{\text{Btu}}{\text{lbm R}}$$

9.137E

A pump has a 2 kW motor. How much liquid water at 60 F can I pump to 35 psia from 14.7 psia?

Incompressible flow (liquid water) and we assume reversible. Then the shaftwork is from Eq.9.18

$$w = -\int v \, dP = -v \Delta P = -0.016 \text{ ft}^3/\text{lbm} (35 - 14.7) \text{ psia}$$

$$= -46.77 \text{ lbf-ft/lbm} = -0.06 \text{ Btu/lbm}$$

$$\dot{W} = 2 \text{ kW} = 1.896 \text{ Btu/s}$$

$$\dot{m} = \frac{\dot{W}}{-w} = \frac{1.896}{0.06} = \mathbf{31.6 \text{ lbm/s}}$$

9.138E

A steam turbine inlet is at 200 psia, 900 F. The exit is at 40 psia. What is the lowest possible exit temperature? Which efficiency does that correspond to?

We would expect the lowest possible exit temperature when the maximum amount of work is taken out. This happens in a reversible process so if we assume it is adiabatic this becomes an isentropic process.

$$\text{Exit: } 40 \text{ psia, } s = s_{\text{in}} = 1.8055 \text{ Btu/lbm R} \Rightarrow \mathbf{T = 483.7 \text{ F}}$$

The efficiency from Eq.9.27 measures the turbine relative to an isentropic turbine, so the **efficiency** will be **100%**.

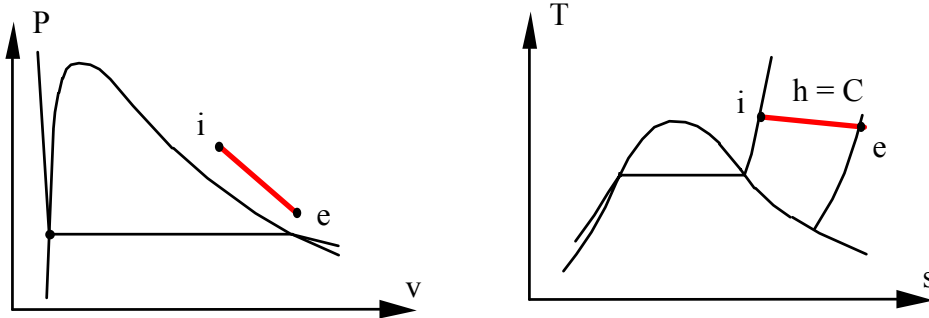
9.139E

A steam turbine inlet is at 200 psia, 900 F. The exit is at 40 psia. What is the highest possible exit temperature? Which efficiency does that correspond to?

The highest possible exit temperature would be if we did not get any work out, i.e. the turbine broke down. Now we have a throttle process with constant h assuming we do not have a significant exit velocity.

$$\text{Exit: } 40 \text{ psia, } h = h_{\text{in}} = 1477.04 \text{ Btu/lbm} \Rightarrow \mathbf{T = 889 \text{ F}}$$

$$\text{Efficiency: } \eta = \frac{w}{w_s} = \mathbf{0}$$



Remark: Since process is irreversible there is no area under curve in T-s diagram that correspond to a q , nor is there any area in the P-v diagram corresponding to a shaft work.

9.140E

A steam turbine inlet is at 200 psia, 900 F. The exit is at 40 psia, 600 F. What is the isentropic efficiency?

from table F.7.2

Inlet: $h_{in} = 1477.04$ Btu/lbm, $s_{in} = 1.8055$ Btu/lbm R

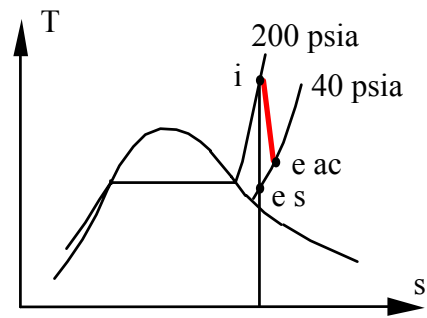
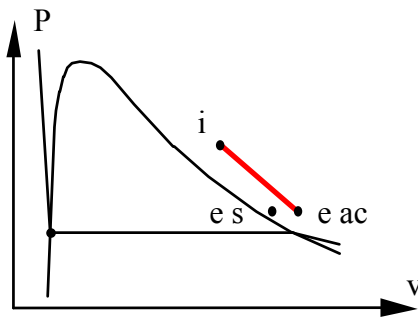
Exit: $h_{ex} = 1333.43$ Btu/lbm, $s_{ex} = 1.8621$ Btu/lbm R

Ideal Exit: 40 psia, $s = s_{in} = 1.8055$ Btu/lbm R $\Rightarrow h_s = 1277.0$ Btu/lbm

$$w_{ac} = h_{in} - h_{ex} = 1477.04 - 1333.43 = 143.61 \text{ Btu/lbm}$$

$$w_s = h_{in} - h_s = 1477.04 - 1277.0 = 200 \text{ Btu/lbm}$$

$$\eta = \frac{w_{ac}}{w_s} = \frac{143.61}{200} = \mathbf{0.718}$$



9.141E

The exit velocity of a nozzle is 1500 ft/s. If $\eta_{\text{nozzle}} = 0.88$ what is the ideal exit velocity?

The nozzle efficiency is given by Eq. 9.30 and since we have the actual exit velocity we get

$$\begin{aligned} \mathbf{V}_{e s}^2 &= \mathbf{V}_{a c}^2 / \eta_{\text{nozzle}} \Rightarrow \\ \mathbf{V}_{e s} &= \mathbf{V}_{a c} / \sqrt{\eta_{\text{nozzle}}} = 1500 / \sqrt{0.88} = \mathbf{1599 \text{ ft/s}} \end{aligned}$$

Steady Single Flow Devices

9.142E

Steam enters a turbine at 450 lbf/in.², 900 F, expands in a reversible adiabatic process and exhausts at 130 F. Changes in kinetic and potential energies between the inlet and the exit of the turbine are small. The power output of the turbine is 800 Btu/s. What is the mass flow rate of steam through the turbine?

Solution:

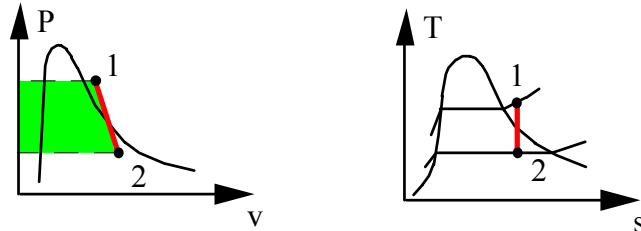
C.V. Turbine, Steady single inlet and exit flows. Adiabatic: $\dot{Q} = 0$.

Continuity Eq.6.11: $\dot{m}_i = \dot{m}_e = \dot{m}$,

Energy Eq.6.12: $\dot{m}h_i = \dot{m}h_e + \dot{W}_T$,

Entropy Eq.9.8: $\dot{m}s_i + \dot{\theta} = \dot{m}s_e$ (Reversible $\dot{S}_{gen} = 0$)

Explanation for the work term is in Sect. 9.3, Eq.9.18



Inlet state: Table F.7.2 $h_i = 1468.3$ btu/lbm, $s_i = 1.7113$ btu/lbm R

Exit state: $s_e = 1.7113$ Btu/lbm R, $T_e = 130$ F \Rightarrow saturated

$$x_e = (1.7113 - 0.1817)/1.7292 = 0.8846,$$

$$h_e = 97.97 + x_e 1019.78 = 1000 \text{ Btu/lbm}$$

$$w = h_i - h_e = 1468.3 - 1000 = 468.31 \text{ Btu/lbm}$$

$$\dot{m} = \dot{W} / w = 800 / 468.3 = \mathbf{1.708 \text{ lbm/s}}$$

9.143E

In a heat pump that uses R-134a as the working fluid, the R-134a enters the compressor at 30 lbf/in.², 20 F at a rate of 0.1 lbm/s. In the compressor the R-134a is compressed in an adiabatic process to 150 lbf/in.². Calculate the power input required to the compressor, assuming the process to be reversible.

Solution:

C.V. Compressor, Steady single inlet and exit flows. Adiabatic: $\dot{Q} = 0$.

Continuity Eq.6.11: $\dot{m}_1 = \dot{m}_2 = \dot{m}$,

Energy Eq.6.12: $\dot{m}h_1 = \dot{m}h_2 + \dot{W}_C$,

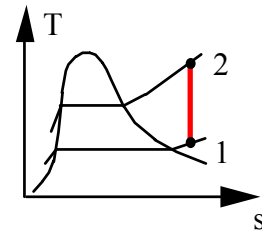
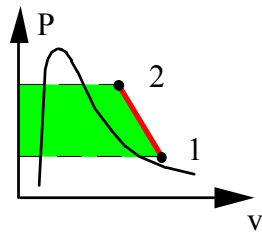
Entropy Eq.9.8: $\dot{m}s_1 + \dot{\theta} = \dot{m}s_2$ (Reversible $\dot{S}_{gen} = 0$)

Inlet state: Table F.10.2 $h_1 = 169.82$ Btu/lbm, $s_1 = 0.4157$ Btu/lbm R

Exit state: $P_2 = 150$ psia & $s_2 \Rightarrow h_2 = 184.46$ Btu/lbm

$$\dot{W}_c = \dot{m}w_c = \dot{m}(h_1 - h_2) = 0.1 \times (169.82 - 184.46) = -1.46 \text{ btu/s}$$

Explanation for the work term is in Sect. 9.3 Eq.9.18



9.144E

A diffuser is a steady-state, steady-flow device in which a fluid flowing at high velocity is decelerated such that the pressure increases in the process. Air at 18 lbf/in.², 90 F enters a diffuser with velocity 600 ft/s and exits with a velocity of 60 ft/s. Assuming the process is reversible and adiabatic what are the exit pressure and temperature of the air?

C.V. Diffuser, Steady single inlet and exit flow, no work or heat transfer.

$$\text{Energy Eq.: } h_i + V_i^2/2g_c = h_e + V_e^2/2g_c, \quad \Rightarrow \quad h_e - h_i = C_{P0}(T_e - T_i)$$

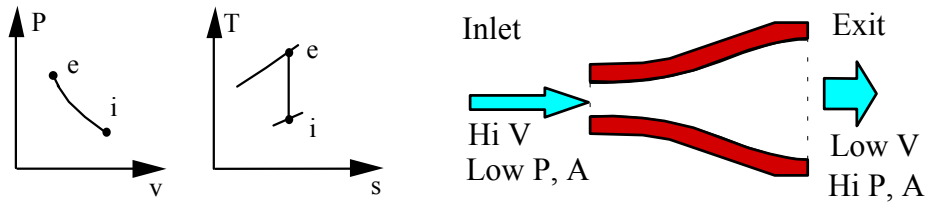
$$\text{Entropy Eq.: } s_i + \int dq/T + s_{\text{gen}} = s_i + 0 + 0 = s_e \quad (\text{Reversible, adiabatic})$$

Energy equation then gives (conversion 1 Btu/lbm = 35 037 ft²/s² from A.1):

$$C_{P0}(T_e - T_i) = 0.24(T_e - 549.7) = \frac{600^2 - 60^2}{2 \times 25\,037}$$

$$T_e = \mathbf{579.3 \text{ R}}$$

$$P_e = P_i(T_e/T_i)^{\frac{k}{k-1}} = 18 \left(\frac{579.3}{549.7} \right)^{3.5} = \mathbf{21.6 \text{ lbf/in}^2}$$



9.145E

The exit nozzle in a jet engine receives air at 2100 R, 20 psia with negligible kinetic energy. The exit pressure is 10 psia and the process is reversible and adiabatic. Use constant heat capacity at 77 F to find the exit velocity.

Solution:

C.V. Nozzle, Steady single inlet and exit flow, no work or heat transfer.

$$\text{Energy Eq.6.13: } h_i = h_e + \mathbf{V}_e^2/2 \quad (Z_i = Z_e)$$

$$\text{Entropy Eq.9.8: } s_e = s_i + \int dq/T + s_{\text{gen}} = s_i + 0 + 0$$

Use constant specific heat from Table F.4, $C_{P0} = 0.24 \frac{\text{Btu}}{\text{lbm R}}$, $k = 1.4$

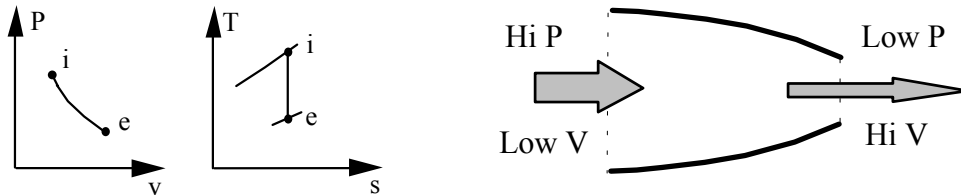
The isentropic process ($s_e = s_i$) gives Eq.8.32

$$\Rightarrow T_e = T_i (P_e/P_i)^{\frac{k-1}{k}} = 2100 (10/20)^{0.2857} = 1722.7 \text{ R}$$

The energy equation becomes (conversion $1 \text{ Btu/lbm} = 25\,037 \text{ ft}^2/\text{s}^2$ in A.1)

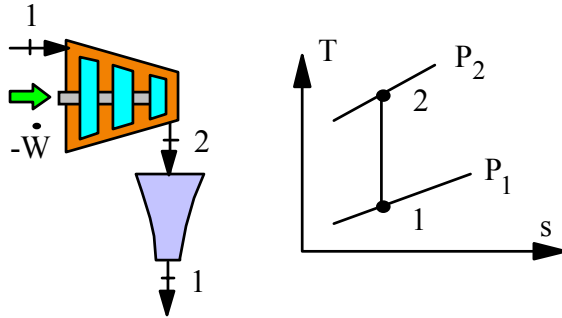
$$\mathbf{V}_e^2/2 = h_i - h_e \cong C_P (T_i - T_e)$$

$$\mathbf{V}_e = \sqrt{2 C_P (T_i - T_e)} = \sqrt{2 \times 0.24 (2100 - 1722.7) \times 25\,037} = \mathbf{2129 \text{ ft/s}}$$



9.146E

Air at 1 atm, 60 F is compressed to 4 atm, after which it is expanded through a nozzle back to the atmosphere. The compressor and the nozzle are both reversible and adiabatic and kinetic energy in/out of the compressor can be neglected. Find the compressor work and its exit temperature and find the nozzle exit velocity.



Separate control volumes around compressor and nozzle. For ideal compressor we have inlet : 1 and exit : 2

Adiabatic : $q = 0$.
Reversible: $s_{gen} = 0$

Energy Eq.6.13: $h_1 + 0 = w_C + h_2;$

Entropy Eq.9.8: $s_1 + 0/T + 0 = s_2$

$-w_C = h_2 - h_1, \quad s_2 = s_1$

The constant s from Eq. 8.25 gives

$$T_2 = T_1 (P_2/P_1)^{\frac{k-1}{k}} = (459.7 + 60) \times (4/1)^{0.2857} = 772 \text{ R}$$

$$\Rightarrow -w_C = h_2 - h_1 = C_p(T_2 - T_1) = 0.24 (772 - 519.7) = 60.55 \text{ Btu/lbm}$$

The ideal nozzle then expands back down to state 1 (constant s) so energy equation gives:

$$\frac{1}{2}V^2 = h_2 - h_1 = -w_C = 60.55 \text{ Btu/lbm}$$

$$\Rightarrow V = \sqrt{2 \times 60.55 \times 25\,037} = 1741 \text{ ft/s}$$

Remember conversion $1 \text{ Btu/lbm} = 25\,037 \text{ ft}^2/\text{s}^2$ from Table A.1.

9.147E

An expander receives 1 lbm/s air at 300 psia, 540 R with an exit state of 60 psia, 540 R. Assume the process is reversible and isothermal. Find the rates of heat transfer and work neglecting kinetic and potential energy changes.

Solution:

C.V. Expander, single steady flow.

$$\text{Energy Eq.:} \quad \dot{m}h_i + \dot{Q} = \dot{m}h_e + \dot{W}$$

$$\text{Entropy Eq.:} \quad \dot{m}s_i + \dot{Q}/T + \dot{m}s_{\text{gen}} = \dot{m}s_e$$

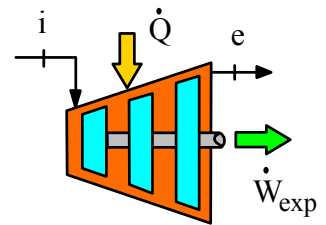
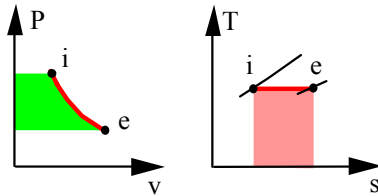
$$\text{Process:} \quad T \text{ is constant and } s_{\text{gen}} = 0$$

Ideal gas and isothermal gives a change in entropy by Eq. 8.24, so we can solve for the heat transfer

$$\begin{aligned} \dot{Q} &= T\dot{m}(s_e - s_i) = -\dot{m}RT \ln \frac{P_e}{P_i} \\ &= -1 \times 540 \times \frac{53.34}{778} \times \ln \frac{60}{300} = \mathbf{59.6 \text{ Btu/s}} \end{aligned}$$

From the energy equation we get

$$\dot{W} = \dot{m}(h_i - h_e) + \dot{Q} = \dot{Q} = \mathbf{59.6 \text{ Btu/s}}$$



9.148E

A flow of 4 lbm/s saturated vapor R-22 at 100 psia is heated at constant pressure to 140 F. The heat is supplied by a heat pump that receives heat from the ambient at 540 R and work input, shown in Fig. P9.35. Assume everything is reversible and find the rate of work input.

Solution:

C.V. Heat exchanger

$$\text{Continuity Eq.: } \dot{m}_1 = \dot{m}_2 ;$$

$$\text{Energy Eq.: } \dot{m}_1 h_1 + \dot{Q}_H = \dot{m}_1 h_2$$

Table F.9.2:

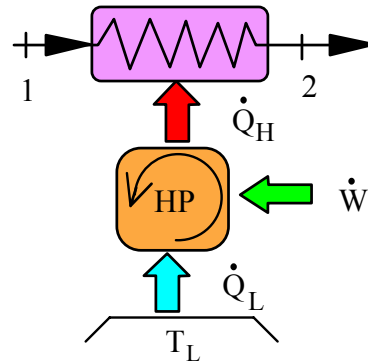
$$h_1 = 109.01 \text{ Btu/lbm,}$$

$$s_1 = 0.2179 \text{ Btu/lbm R}$$

$$h_2 = 125.08 \text{ Btu/lbm,}$$

$$s_2 = 0.2469 \text{ Btu/lbm R}$$

Notice we can find \dot{Q}_H but the temperature T_H is not constant making it difficult to evaluate the COP of the heat pump.



C.V. Total setup and assume everything is reversible and steady state.

$$\text{Energy Eq.: } \dot{m}_1 h_1 + \dot{Q}_L + \dot{W} = \dot{m}_1 h_2$$

$$\text{Entropy Eq.: } \dot{m}_1 s_1 + \dot{Q}_L / T_L + 0 = \dot{m}_1 s_2 \quad (T_L \text{ is constant, } s_{\text{gen}} = 0)$$

$$\dot{Q}_L = \dot{m}_1 T_L [s_2 - s_1] = 4 \times 540 [0.2469 - 0.2179] = 62.64 \text{ Btu/s}$$

$$\dot{W} = \dot{m}_1 [h_2 - h_1] - \dot{Q}_L = 4 (125.08 - 109.01) - 62.64 = \mathbf{1.64 \text{ Btu/s}}$$

9.149E

One technique for operating a steam turbine in part-load power output is to throttle the steam to a lower pressure before it enters the turbine, as shown in Fig. P9.39. The steamline conditions are 200 lbf/in.², 600 F, and the turbine exhaust pressure is fixed at 1 lbf/in.². Assuming the expansion inside the turbine to be reversible and adiabatic, determine

- The full-load specific work output of the turbine
- The pressure the steam must be throttled to for 80% of full-load output
- Show both processes in a T - s diagram.

a) C.V. Turbine full-load, reversible.

$$s_{3a} = s_1 = 1.6767 \text{ Btu/lbm R} = 0.13266 + x_{3a} \times 1.8453$$

$$x_{3a} = 0.8367$$

$$h_{3a} = 69.74 + 0.8367 \times 1036.0 = 936.6 \text{ Btu/lbm}$$

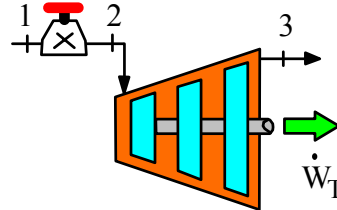
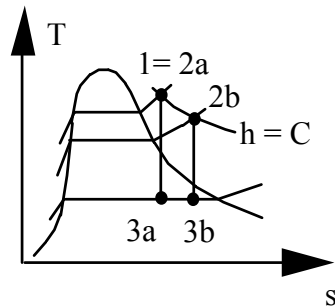
$$w = h_1 - h_{3a} = 1322.1 - 936.6 = \mathbf{385.5 \text{ Btu/lbm}}$$

b) $w = 0.80 \times 385.5 = 308.4 = 1322.1 - h_{3b} \Rightarrow h_{3b} = 1013.7 \text{ Btu/lbm}$

$$1013.7 = 69.74 + x_{3b} \times 1036.0 \Rightarrow x_{3b} = 0.9112$$

$$s_{3b} = 0.13266 + 0.9112 \times 1.8453 = 1.8140 \text{ Btu/lbm R}$$

$$\left. \begin{array}{l} s_{2b} = s_{3b} = 1.8140 \\ h_{2b} = h_1 = 1322.1 \end{array} \right\} \rightarrow \begin{array}{l} P_2 = \mathbf{56.6 \text{ lbf/in}^2} \\ T_2 = \mathbf{579 \text{ F}} \end{array}$$



Steady Irreversible Processes

9.150E

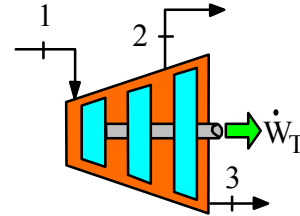
Analyse the steam turbine described in Problem 6.161. Is it possible?

C.V. Turbine. Steady flow and adiabatic.

$$\text{Continuity Eq.6.9: } \dot{m}_1 = \dot{m}_2 + \dot{m}_3 ;$$

$$\text{Energy Eq.6.10: } \dot{m}_1 h_1 = \dot{m}_2 h_2 + \dot{m}_3 h_3 + \dot{W}$$

$$\text{Entropy Eq.9.7: } \dot{m}_1 s_1 + \dot{S}_{\text{gen}} = \dot{m}_2 s_2 + \dot{m}_3 s_3$$



States from Table F.7.2: $s_1 = 1.6398$ Btu/lbm R, $s_2 = 1.6516$ Btu/lbm R,

$$s_3 = s_f + x s_{fg} = 0.283 + 0.95 \times 1.5089 = 1.71 \text{ Btu/lbm R}$$

$$\dot{S}_{\text{gen}} = 40 \times 1.6516 + 160 \times 1.713 - 200 \times 1.6398 = \mathbf{12.2 \text{ Btu/s} \cdot \mathbf{R}}$$

Since it is positive \Rightarrow possible.

Notice the entropy is increasing through turbine: $s_1 < s_2 < s_3$

9.151E

Two flowstreams of water, one at 100 lbf/in.², saturated vapor, and the other at 100 lbf/in.², 1000 F, mix adiabatically in a steady flow process to produce a single flow out at 100 lbf/in.², 600 F. Find the total entropy generation for this process.

Solution:

$$\text{Continuity Eq.6.9:} \quad \dot{m}_3 = \dot{m}_1 + \dot{m}_2,$$

$$\text{Energy Eq.6.10:} \quad \dot{m}_3 h_3 = \dot{m}_1 h_1 + \dot{m}_2 h_2$$

State properties from Table F.7.2

$$h_1 = 1187.8, \quad h_2 = 1532.1, \quad h_3 = 1329.3 \quad \text{all in Btu/lbm}$$

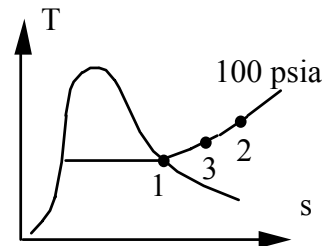
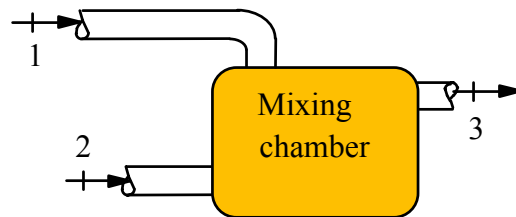
$$s_1 = 1.6034, \quad s_2 = 1.9204, \quad s_3 = 1.7582 \quad \text{all in Btu/lbm R}$$

$$\Rightarrow \dot{m}_1 / \dot{m}_3 = (h_3 - h_2) / (h_1 - h_2) = 0.589$$

$$\text{Entropy Eq.9.7:} \quad \dot{m}_3 s_3 = \dot{m}_1 s_1 + \dot{m}_2 s_2 + \dot{S}_{\text{gen}} \Rightarrow$$

$$\dot{S}_{\text{gen}} / \dot{m}_3 = s_3 - (\dot{m}_1 / \dot{m}_3) s_1 - (\dot{m}_2 / \dot{m}_3) s_2$$

$$= 1.7582 - 0.589 \times 1.6034 - 0.411 \times 1.9204 = \mathbf{0.0245} \frac{\text{Btu}}{\text{lbm R}}$$



9.152E

A mixing chamber receives 10 lbm/min ammonia as saturated liquid at 0 F from one line and ammonia at 100 F, 40 lbf/in.² from another line through a valve. The chamber also receives 340 Btu/min energy as heat transferred from a 100-F reservoir. This should produce saturated ammonia vapor at 0 F in the exit line. What is the mass flow rate at state 2 and what is the total entropy generation in the process?

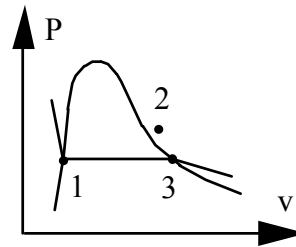
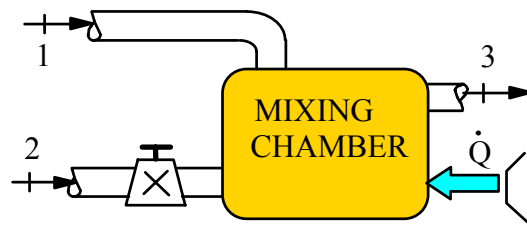
Solution:

CV: Mixing chamber out to reservoir

$$\text{Continuity Eq.6.9:} \quad \dot{m}_1 + \dot{m}_2 = \dot{m}_3$$

$$\text{Energy Eq.6.10:} \quad \dot{m}_1 h_1 + \dot{m}_2 h_2 + \dot{Q} = \dot{m}_3 h_3$$

$$\text{Entropy Eq.9.7:} \quad \dot{m}_1 s_1 + \dot{m}_2 s_2 + \dot{Q}/T_{\text{res}} + \dot{S}_{\text{gen}} = \dot{m}_3 s_3$$



$$\text{From Table F.8.1:} \quad h_1 = 42.6 \text{ Btu/lbm}, \quad s_1 = 0.0967 \text{ Btu/lbm R}$$

$$\text{From Table F.8.2:} \quad h_2 = 664.33 \text{ Btu/lbm}, \quad s_2 = 1.4074 \text{ Btu/lbm R}$$

$$\text{From Table F.8.1:} \quad h_3 = 610.92 \text{ Btu/lbm}, \quad s_3 = 1.3331 \text{ Btu/lbm R}$$

From the energy equation:

$$\dot{m}_2 = \frac{\dot{m}_1(h_1 - h_3) + \dot{Q}}{h_3 - h_2} = \frac{10(42.6 - 610.92) + 340}{610.92 - 664.33} = \mathbf{100.1 \text{ lbm/min}}$$

$$\Rightarrow \quad \dot{m}_3 = 110.1 \text{ lbm/min}$$

$$\dot{S}_{\text{gen}} = \dot{m}_3 s_3 - \dot{m}_1 s_1 - \dot{m}_2 s_2 - \dot{Q}/T_{\text{res}}$$

$$= 110.1 \times 1.3331 - 10 \times 0.0967 - 100.1 \times 1.4074 - \frac{340}{559.67} = \mathbf{4.37 \frac{\text{Btu}}{\text{R min}}}$$

9.153E

A condenser in a power plant receives 10 lbm/s steam at 130 F, quality 90% and rejects the heat to cooling water with an average temperature of 62 F. Find the power given to the cooling water in this constant pressure process and the total rate of entropy generation when condenser exit is saturated liquid.

Solution:

C.V. Condenser. Steady state with no shaft work term.

$$\text{Energy Eq.6.12:} \quad \dot{m} h_i + \dot{Q} = \dot{m} h_e$$

$$\text{Entropy Eq.9.8:} \quad \dot{m} s_i + \dot{Q}/T + \dot{S}_{\text{gen}} = \dot{m} s_e$$

Properties are from Table F.7.1

$$h_i = 98.0 + 0.9 \times 1019.8 = 1015.8 \text{ Btu/lbm}, \quad h_e = 98.0 \text{ Btu/lbm}$$

$$s_i = 0.1817 + 0.9 \times 1.7292 = 1.7380 \text{ Btu/lbm R}, \quad s_e = 0.1817 \text{ Btu/lbm R}$$

$$\dot{Q}_{\text{out}} = -\dot{Q} = \dot{m} (h_i - h_e) = 10(1015.8 - 98.0) = \mathbf{9178 \text{ btu/s}}$$

$$\begin{aligned} \dot{S}_{\text{gen}} &= \dot{m} (s_e - s_i) + \dot{Q}_{\text{out}}/T \\ &= 10(0.1817 - 1.738) + 9178/(459.7 + 62) \\ &= -15.563 + 17.592 = \mathbf{2.03 \text{ Btu/s-R}} \end{aligned}$$

9.154E

Air at 540 F, 60 lbf/in.² with a volume flow 40 ft³/s runs through an adiabatic turbine with exhaust pressure of 15 lbf/in.². Neglect kinetic energies and use constant specific heats. Find the lowest and highest possible exit temperature. For each case find also the rate of work and the rate of entropy generation.

$$T_i = 540 \text{ F} = 1000 \text{ R}$$

$$v_i = RT_i / P_i = 53.34 \times 1000 / (60 \times 144) = 6.174 \text{ ft}^3 / \text{lbm}$$

$$\dot{m} = \dot{V} / v_i = 40 / 6.174 = 6.479 \text{ lbm/s}$$

- a. **lowest exit T**, this must be reversible for maximum work out.

$$T_e = T_i (P_e / P_i)^{\frac{k-1}{k}} = 1000 (15/60)^{0.286} = \mathbf{673 \text{ R}}$$

$$w = 0.24 (1000 - 673) = 78.48 \text{ Btu/lbm} ; \dot{W} = \dot{m}w = \mathbf{508.5 \text{ Btu/s}}$$

$$\dot{S}_{\text{gen}} = \mathbf{0}$$

- b. **Highest exit T**, for no work out. $T_e = T_i = \mathbf{1000 \text{ R}}$

$$\dot{W} = \mathbf{0}$$

$$\dot{S}_{\text{gen}} = \dot{m} (s_e - s_i) = - \dot{m} R \ln (P_e / P_i)$$

$$= - 6.479 \times \frac{53.34}{778} \ln (15/60) = \mathbf{0.616 \text{ Btu/s} \cdot \text{R}}$$

9.155E

A supply of 10 lbm/s ammonia at 80 lbf/in.², 80 F is needed. Two sources are available one is saturated liquid at 80 F and the other is at 80 lbf/in.², 260 F. Flows from the two sources are fed through valves to an insulated mixing chamber, which then produces the desired output state. Find the two source mass flow rates and the total rate of entropy generation by this setup.

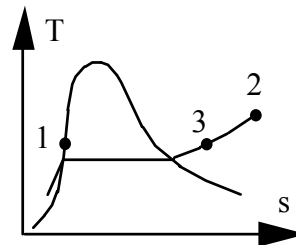
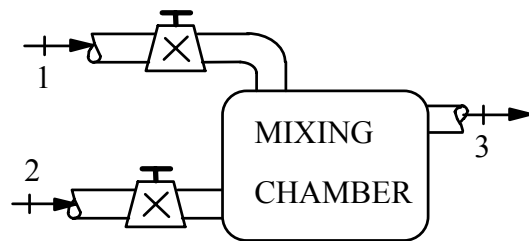
Solution:

C.V. mixing chamber + valve. Steady, no heat transfer, no work.

$$\text{Continuity Eq.6.9:} \quad \dot{m}_1 + \dot{m}_2 = \dot{m}_3;$$

$$\text{Energy Eq.6.10:} \quad \dot{m}_1 h_1 + \dot{m}_2 h_2 = \dot{m}_3 h_3$$

$$\text{Entropy Eq.9.7:} \quad \dot{m}_1 s_1 + \dot{m}_2 s_2 + \dot{S}_{\text{gen}} = \dot{m}_3 s_3$$



$$\text{State 1: Table F.8.1} \quad h_1 = 131.68 \text{ Btu/lbm}, \quad s_1 = 0.2741 \text{ Btu/lbm R}$$

$$\text{State 2: Table F.8.2} \quad h_2 = 748.5 \text{ Btu/lbm}, \quad s_2 = 1.4604 \text{ Btu/lbm R}$$

$$\text{State 3: Table F.8.2} \quad h_3 = 645.63 \text{ Btu/lbm}, \quad s_3 = 1.2956 \text{ Btu/lbm R}$$

As all states are known the energy equation establishes the ratio of mass flow rates and the entropy equation provides the entropy generation.

$$\dot{m}_1 h_1 + (\dot{m}_3 - \dot{m}_1) h_2 = \dot{m}_3 h_3 \Rightarrow \dot{m}_1 = \dot{m}_3 \frac{h_3 - h_2}{h_1 - h_2} = 10 \times \frac{-102.87}{-616.82} = 1.668 \text{ lbm/s}$$

$$\Rightarrow \dot{m}_2 = \dot{m}_3 - \dot{m}_1 = 8.332 \text{ lbm/s}$$

$$\dot{S}_{\text{gen}} = \dot{m}_3 s_3 - \dot{m}_1 s_1 - \dot{m}_2 s_2$$

$$= 10 \times 1.2956 - 1.668 \times 0.2741 - 8.332 \times 1.46 = \mathbf{0.331 \text{ Btu/s} \cdot \mathbf{R}}$$

Transient Processes

9.156E

An old abandoned saltmine, $3.5 \times 10^6 \text{ ft}^3$ in volume, contains air at 520 R, 14.7 lbf/in.². The mine is used for energy storage so the local power plant pumps it up to 310 lbf/in.² using outside air at 520 R, 14.7 lbf/in.². Assume the pump is ideal and the process is adiabatic. Find the final mass and temperature of the air and the required pump work. Overnight, the air in the mine cools down to 720 R. Find the final pressure and heat transfer.

Solution:

C.V. The mine volume and the pump

$$\text{Continuity Eq.6.15:} \quad m_2 - m_1 = m_{\text{in}}$$

$$\text{Energy Eq.6.16:} \quad m_2 u_2 - m_1 u_1 = {}_1Q_2 - {}_1W_2 + m_{\text{in}} h_{\text{in}}$$

$$\text{Entropy Eq.9.12:} \quad m_2 s_2 - m_1 s_1 = \int dQ/T + {}_1S_2_{\text{gen}} + m_{\text{in}} s_{\text{in}}$$

$$\text{Process: Adiabatic} \quad {}_1Q_2 = 0, \text{ Process ideal} \quad {}_1S_2_{\text{gen}} = 0, \quad s_1 = s_{\text{in}}$$

$$\Rightarrow m_2 s_2 = m_1 s_1 + m_{\text{in}} s_{\text{in}} = (m_1 + m_{\text{in}}) s_1 = m_2 s_1 \Rightarrow s_2 = s_1$$

$$\text{Constant } s \Rightarrow \text{Eq.8.28} \quad s_{T_2}^{\circ} = s_{T_1}^{\circ} + R \ln(P_e / P_i)$$

$$\text{Table F.4} \Rightarrow s_{T_2}^{\circ} = 1.63074 + \frac{53.34}{778} \ln\left(\frac{310}{14.7}\right) = 1.83976 \text{ Btu/lbm R}$$

$$\Rightarrow T_2 = \mathbf{1221 \text{ R}}, \quad u_2 = 213.13 \text{ Btu/lbm}$$

Now we have the states and can get the masses

$$m_1 = P_1 V_1 / R T_1 = \frac{14.7 \times 3.5 \times 10^6 \times 144}{53.34 \times 520} = 2.671 \times 10^5 \text{ lbm}$$

$$m_2 = P_2 V_2 / R T_2 = \frac{310 \times 3.5 \times 10^6 \times 144}{53.34 \times 1221} = 2.4 \times 10^6 \text{ kg}$$

$$\Rightarrow m_{\text{in}} = m_2 - m_1 = \mathbf{2.1319 \times 10^6 \text{ lbm}}$$

$${}_1W_2 = m_{\text{in}} h_{\text{in}} + m_1 u_1 - m_2 u_2 = 2.1319 \times 10^6 \times 124.38 + 2.671 \times 10^5 \times 88.73 - 2.4 \times 10^6 \times 213.13 = -2.226 \times 10^8 \text{ Btu} = \text{-pump work}$$

$$W_{\text{pump}} = \mathbf{2.23 \times 10^8 \text{ Btu}}$$

$${}_2W_3 = \emptyset, \quad P_3 = P_2 T_3 / T_2 = 310 \times 720 / 1221 = \mathbf{182.8 \text{ lbf/in}^2}$$

$${}_2Q_3 = m_2 (u_3 - u_2) = 2.4 \times 10^6 (123.17 - 213.13) = \mathbf{-2.16 \times 10^8 \text{ Btu}}$$

9.157E

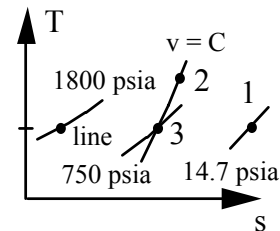
Air from a line at 1800 lbf/in.², 60 F, flows into a 20-ft³ rigid tank that initially contained air at ambient conditions, 14.7 lbf/in.², 60 F. The process occurs rapidly and is essentially adiabatic. The valve is closed when the pressure inside reaches some value, P_2 . The tank eventually cools to room temperature, at which time the pressure inside is 750 lbf/in.². What is the pressure P_2 ? What is the net entropy change for the overall process?

CV: Tank. Mass flows in, so this is transient. Find the mass first

$$m_1 = P_1 V / RT_1 = \frac{14.7 \times 144 \times 20}{53.34 \times 520} = 1.526 \text{ lbm}$$

Fill to P_2 , then cool to $T_3 = 60 \text{ F}$, $P_3 = 750 \text{ psia}$

$$\begin{aligned} m_3 &= m_2 = P_3 V / RT_3 \\ &= \frac{750 \times 144 \times 20}{53.34 \times 520} = 77.875 \text{ lbm} \end{aligned}$$



Cont. Eq.: $m_i = m_2 - m_1 = 77.875 - 1.526 = 76.349 \text{ lbm}$

Consider the overall process from 1 to 3

Energy Eq.: $Q_{CV} + m_i h_i = m_2 u_3 - m_1 u_1 = m_2 h_3 - m_1 h_1 - (P_3 - P_1)V$

But, since $T_i = T_3 = T_1$, $m_i h_i = m_2 h_3 - m_1 h_1$

$$\Rightarrow Q_{CV} = -(P_3 - P_1)V = -(750 - 14.7) \times 20 \times 144 / 778 = -2722 \text{ Btu}$$

$$\begin{aligned} \Delta S_{NET} &= m_3 s_3 - m_1 s_1 - m_i s_i - Q_{CV} / T_0 = m_3 (s_3 - s_i) - m_1 (s_1 - s_i) - Q_{CV} / T_0 \\ &= 77.875 \left[0 - \frac{53.34}{778} \ln \left(\frac{750}{1800} \right) \right] - 1.526 \left[0 - \frac{53.34}{778} \ln \left(\frac{14.7}{1800} \right) \right] \\ &\quad + 2722 / 520 = \mathbf{9.406 \text{ Btu/R}} \end{aligned}$$

The filling process from 1 to 2 ($T_1 = T_i$)

1-2 heat transfer = 0 so 1st law: $m_i h_i = m_2 u_2 - m_1 u_1$

$$m_i C_{p0} T_i = m_2 C_{v0} T_2 - m_1 C_{v0} T_1$$

$$T_2 = \frac{76.349 \times 0.24 + 1.526 \times 0.171}{77.875 \times 0.171} \times 520 = 725.7 \text{ R}$$

$$P_2 = m_2 R T_2 / V = 77.875 \times 53.34 \times 725.7 / (144 \times 20) = \mathbf{1047 \text{ lbf/in}^2}$$

Reversible Shaft Work, Bernoulli**9.158E**

Liquid water at ambient conditions, 14.7 lbf/in.², 75 F, enters a pump at the rate of 1 lbm/s. Power input to the pump is 3 Btu/s. Assuming the pump process to be reversible, determine the pump exit pressure and temperature.

Solution:

C.V. Pump. Steady single inlet and exit flow with no heat transfer.

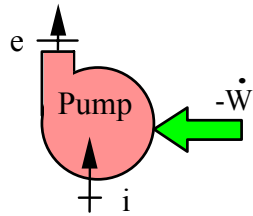
Energy Eq.6.13: $w = h_i - h_e = \dot{W}/\dot{m} = -3/1 = -3.0$ btu/lbm

Using also incompressible media we can use Eq.9.18

$$w_p = - \int v dP \approx -v_i(P_e - P_i) = -0.01606 \text{ ft}^3/\text{lbm}(P_e - 14.7 \text{ psia})$$

from which we can solve for the exit pressure

$$3 \cong 0.01606(P_e - 14.7) \times \frac{144}{778} \Rightarrow P_e = \mathbf{1023.9 \text{ lbf/in}^2}$$



$$\begin{aligned} -\dot{W} &= 3 \text{ Btu/s}, & P_i &= 14.7 \text{ psia} \\ T_i &= 75 \text{ F} & \dot{m} &= 1 \text{ lbm/s} \end{aligned}$$

Energy Eq.: $h_e = h_i - w_p = 43.09 + 3 = 46.09$ Btu/lbm

Use Table F.7.3 at 1000 psia $\Rightarrow T_e = \mathbf{75.3 \text{ F}}$

9.159E

A fireman on a ladder 80 ft above ground should be able to spray water an additional 30 ft up with the hose nozzle of exit diameter 1 in. Assume a water pump on the ground and a reversible flow (hose, nozzle included) and find the minimum required power.

Solution:

C.V.: pump + hose + water column, total height difference 35 m. Here \mathbf{V} is velocity, not volume.

Continuity Eq.6.3, 6.11: $\dot{m}_{in} = \dot{m}_{ex} = (\rho A \mathbf{V})_{nozzle}$

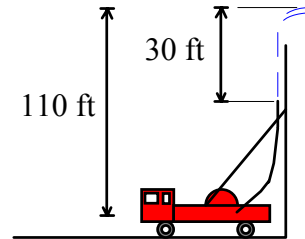
Energy Eq.6.12: $\dot{m}(-w_p) + \dot{m}(h + \mathbf{V}^2/2 + gz)_{in} = \dot{m}(h + \mathbf{V}^2/2 + gz)_{ex}$

Process: $h_{in} \cong h_{ex}$, $\mathbf{V}_{in} \cong \mathbf{V}_{ex} = 0$, $z_{ex} - z_{in} = 110$ ft, $\rho = 1/v \cong 1/v_f$

$$-w_p = g(z_{ex} - z_{in}) = 32.174 \times (110 - 0)/25\,037 = 0.141 \text{ Btu/lbm}$$

Recall the conversion $1 \text{ Btu/lbm} = 25\,037 \text{ ft}^2/\text{s}^2$ from Table A.1. The velocity in the exit nozzle is such that it can rise 30 ft. Make that column a C.V. for which Bernoulli Eq.9.17 is:

$$\begin{aligned} gz_{noz} + \frac{1}{2}\mathbf{V}_{noz}^2 &= gz_{ex} + 0 \\ \mathbf{V}_{noz} &= \sqrt{2g(z_{ex} - z_{noz})} \\ &= \sqrt{2 \times 32.174 \times 30} = 43.94 \text{ ft/s} \end{aligned}$$



Assume: $v = v_{F,70F} = 0.01605 \text{ ft}^3/\text{lbm}$

$$\dot{m} = \frac{\pi(D)^2}{4} \mathbf{V}_{noz} = (\pi/4) (1^2/144) \times 43.94 / 0.01605 = 14.92 \text{ lbm/s}$$

$$\dot{W}_{pump} = \dot{m}w_p = 14.92 \times 0.141 \times (3600/2544) = 3 \text{ hp}$$

9.160E

Saturated R-134a at 10 F is pumped/compressed to a pressure of 150 lbf/in.² at the rate of 1.0 lbm/s in a reversible adiabatic steady flow process. Calculate the power required and the exit temperature for the two cases of inlet state of the R-134a:

- quality of 100 %.
- quality of 0 %.

Solution:

C.V.: Pump/Compressor, $\dot{m} = 1$ lbm/s, R-134a

- State 1: Table F.10.1, $x_1 = 1.0$ Saturated vapor, $P_1 = P_g = 26.79$ psia,
 $h_1 = h_g = 168.06$ Btu/lbm, $s_1 = s_g = 0.414$ Btu/lbm R

Assume Compressor is isentropic, $s_2 = s_1 = 0.414$ Btu/lbm R

$$h_2 = 183.5 \text{ Btu/lbm}, \mathbf{T_2 = 116 \text{ F}}$$

$$1^{\text{st}} \text{ Law Eq.6.13: } q_c + h_1 = h_2 + w_c; \quad q_c = 0$$

$$w_{cS} = h_1 - h_2 = 168.05 - 183.5 = -15.5 \text{ Btu/lbm};$$

$$\Rightarrow \dot{W}_C = \dot{m}w_C = \mathbf{-15.5 \text{ Btu/s} = 21.9 \text{ hp}}$$

- State 1: $T_1 = 10$ F, $x_1 = 0$ Saturated liquid. This is a pump.

$$P_1 = 26.79 \text{ psia}, h_1 = h_f = 79.02 \text{ Btu/lbm}, v_1 = v_f = 0.01202 \text{ ft}^3/\text{lbm}$$

$$1^{\text{st}} \text{ Law Eq.6.13: } q_p + h_1 = h_2 + w_p; \quad q_p = 0$$

Assume Pump is isentropic and the liquid is incompressible, Eq.9.18:

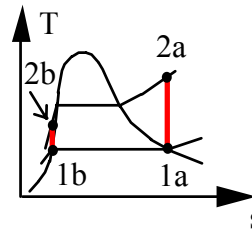
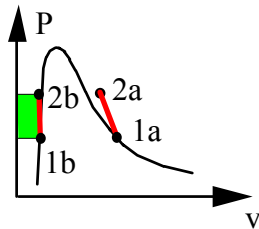
$$w_{pS} = - \int v \, dP = -v_1(P_2 - P_1) = -0.01202 (150 - 26.79) 144$$

$$= -213.3 \text{ lbf-ft/lbm} = -0.274 \text{ Btu/lbm}$$

$$h_2 = h_1 - w_p = 79.02 - (-0.274) = 187.3 \text{ Btu/lbm},$$

Assume State 2 is approximately a saturated liquid $\Rightarrow \mathbf{T_2 \cong 10.9 \text{ F}}$

$$\dot{W}_P = \dot{m}w_P = 1 (-0.274) = \mathbf{-0.27 \text{ Btu/s} = -0.39 \text{ hp}}$$



9.161E

A small pump takes in water at 70 F, 14.7 lbf/in.² and pumps it to 250 lbf/in.² at a flow rate of 200 lbm/min. Find the required pump power input.

Solution:

C.V. Pump. Assume reversible pump and incompressible flow.

This leads to the work in Eq.9.18

$$w_p = -\int v dP = -v_i(P_e - P_i) = -0.01605(250 - 14.7) \times \frac{144}{778} = -0.7 \text{ Btu/lbm}$$

$$\dot{W}_{p \text{ in}} = \dot{m}(-w_p) = \frac{200}{60} (0.7) = \mathbf{2.33 \text{ Btu/s} = 3.3 \text{ hp}}$$

9.162E

An expansion in a gas turbine can be approximated with a polytropic process with exponent $n = 1.25$. The inlet air is at 2100 R, 120 psia and the exit pressure is 18 psia with a mass flow rate of 2 lbm/s. Find the turbine heat transfer and power output.

Solution:

C.V. Steady state device, single inlet and single exit flow.

Energy Eq.6.13: $h_i + q = h_e + w$ Neglect kinetic, potential energies

Entropy Eq.9.8: $s_i + \int dq/T + s_{gen} = s_e$

Process Eq.8.37:

$$T_e = T_i (P_e / P_i)^{\frac{n-1}{n}} = 2100 (18/120)^{\frac{0.25}{1.25}} = 1436.9 \text{ R}$$

so the exit enthalpy is from Table F.5, $h_i = 532.6 \text{ Btu/lbm}$

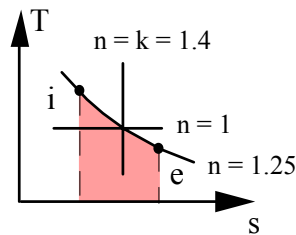
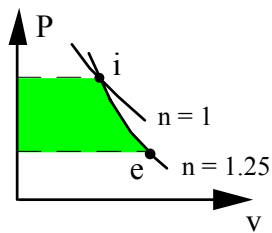
$$h_e = 343.0 + \frac{36.9}{40}(353.5 - 343.0) = 352.7 \text{ Btu/lbm}$$

The process leads to Eq.9.19 for the work term

$$\dot{W} = \dot{m}w = -\dot{m} \frac{nR}{n-1} (T_e - T_i) = -2 \frac{1.25 \times 53.34}{0.25 \times 778} \times (1436.9 - 2100) = 454.6 \text{ Btu/s}$$

Energy equation gives

$$\dot{Q} = \dot{m}q = \dot{m}(h_e - h_i) + \dot{W} = 2(352.7 - 532.6) + 454.6 = -359.8 + 454.6 = 94.8 \text{ Btu/s}$$



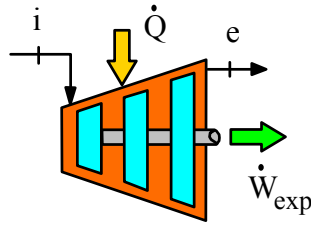
Notice:
 $dP < 0$
 so $dw > 0$
 $ds > 0$
 so $dq > 0$

Notice this process has some heat transfer in during expansion which is unusual. The typical process would have $n = 1.5$ with a heat loss.

9.163E

Helium gas enters a steady-flow expander at 120 lbf/in.^2 , 500 F , and exits at 18 lbf/in.^2 . The mass flow rate is 0.4 lbm/s , and the expansion process can be considered as a reversible polytropic process with exponent, $n = 1.3$. Calculate the power output of the expander.

Solution:



CV: expander, reversible polytropic process.

From Eq.8.37:

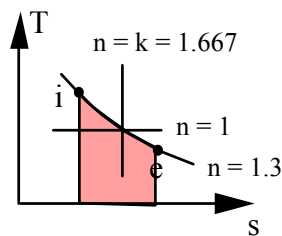
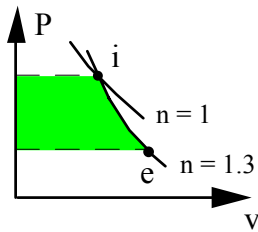
$$T_e = T_i \left(\frac{P_e}{P_i} \right)^{\frac{n-1}{n}} = 960 \left(\frac{18}{120} \right)^{\frac{0.3}{1.3}} = 619.6 \text{ R}$$

Table F.4: $R = 386 \text{ lbf-ft/lbm-R}$

Work evaluated from Eq.9.19

$$w = - \int v dP = - \frac{nR}{n-1} (T_e - T_i) = - \frac{1.3 \times 386}{0.3 \times 778} (619.6 - 960) \\ = +731.8 \text{ Btu/lbm}$$

$$\dot{W} = \dot{m}w = 0.4 \times 731.8 \times \frac{3600}{2544} = \mathbf{414 \text{ hp}}$$



Device Efficiency**9.164E**

A compressor is used to bring saturated water vapor at 103 lbf/in.^2 up to 2000 lbf/in.^2 , where the actual exit temperature is 1200 F . Find the isentropic compressor efficiency and the entropy generation.

Solution:

C.V. Compressor. Assume adiabatic and neglect kinetic energies.

$$\text{Energy Eq.6.13:} \quad w = h_1 - h_2$$

$$\text{Entropy Eq.9.8:} \quad s_2 = s_1 + s_{\text{gen}}$$

We have two different cases, the ideal and the actual compressor.

$$\text{States:} \quad 1: \text{F.7.1} \quad h_1 = 1188.36 \text{ Btu/lbm}, \quad s_1 = 1.601 \text{ Btu/lbm R}$$

$$2\text{ac: F.7.2} \quad h_{2,\text{AC}} = 1598.6 \text{ Btu/lbm}, \quad s_{2,\text{AC}} = 1.6398 \text{ Btu/lbm R}$$

$$2\text{s: F.7.2 (P, s = s}_1) \quad h_{2,\text{s}} = 1535.1 \text{ Btu/lbm}$$

IDEAL:

$$-w_{\text{c,s}} = h_{2,\text{s}} - h_1 = 346.7 \text{ Btu/lbm}$$

ACTUAL:

$$-w_{\text{C,AC}} = h_{2,\text{AC}} - h_1 = 410.2 \text{ Btu/lbm}$$

Definition Eq.9.28:

$$\eta_{\text{c}} = w_{\text{c,s}}/w_{\text{c,AC}} = \mathbf{0.845 \sim 85\%}$$

Entropy Eq.9.8:

$$s_{\text{gen}} = s_{2 \text{ ac}} - s_1 = 1.6398 - 1.601 = \mathbf{0.0388 \text{ Btu/lbm R}}$$

9.165E

A small air turbine with an isentropic efficiency of 80% should produce 120 Btu/lbm of work. The inlet temperature is 1800 R and it exhausts to the atmosphere. Find the required inlet pressure and the exhaust temperature.

Solution:

C.V. Turbine actual energy Eq.6.13:

$$w = h_i - h_{e,ac} = 120$$

Table F.5: $h_i = 449.794$ Btu/lbm

$$\Rightarrow h_{e,ac} = h_i - 120 = 329.794 \text{ Btu/lbm}, \quad T_e = 1349 \text{ R}$$

C.V. Ideal turbine, Eq.9.27 and energy Eq.6.13:

$$w_s = w/\eta_s = 120/0.8 = 150 = h_i - h_{e,s} \Rightarrow h_{e,s} = 299.794 \text{ Btu/lbm}$$

From Table F.5: $T_{e,s} = 1232.7 \text{ R}$, $s_{Te}^0 = 1.84217$ Btu/lbm R

Entropy Eq.9.8: $s_i = s_{e,s}$ adiabatic and reversible

To relate the entropy to the pressure use Eq.8.28 inverted and standard entropy from Table F.5:

$$P_e/P_i = \exp[(s_{Te}^0 - s_{Ti}^0)/R] = \exp[(1.84217 - 1.94209) \frac{778}{53.34}] = 0.2328$$

$$P_i = P_e / 0.2328 = 14.7/0.2328 = \mathbf{63.14 \text{ psia}}$$

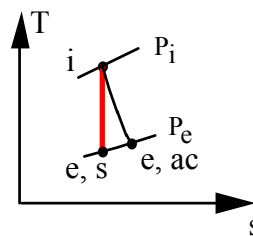
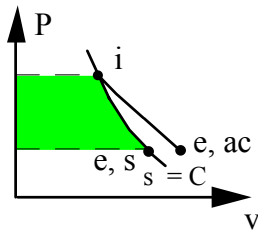
If constant heat capacity was used

$$T_e = T_i - w/C_p = 1800 - 120/0.24 = 1300 \text{ R}$$

$$T_{e,s} = T_i - w_s/C_p = 1800 - 150/0.24 = 1175 \text{ R}$$

The constant s relation is Eq.8.32

$$P_e/P_i = (T_e/T_i)^{k/(k-1)} \Rightarrow P_i = 14.7 (1800/1175)^{3.5} = 65.4 \text{ psia}$$



9.166E

Air enters an insulated compressor at ambient conditions, 14.7 lbf/in.², 70 F, at the rate of 0.1 lbm/s and exits at 400 F. The isentropic efficiency of the compressor is 70%. What is the exit pressure? How much power is required to drive the compressor?

Solution:

C.V. Compressor: $P_1, T_1, T_e(\text{real}), \eta_{s \text{ COMP}}$ known, assume constant C_{P0}

Energy Eq.6.13 for real: $-w = C_{P0}(T_e - T_i) = 0.24(400 - 70) = 79.2 \text{ Btu/lbm}$

Ideal $-w_s = -w \times \eta_s = 79.2 \times 0.7 = 55.4 \text{ Btu/lbm}$

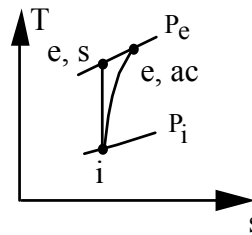
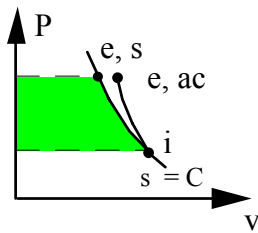
Energy Eq.6.13 for ideal:

$55.4 = C_{P0}(T_{es} - T_i) = 0.24(T_{es} - 530), T_{es} = 761 \text{ R}$

Constant entropy for ideal as in Eq.8.32:

$P_e = P_i(T_{es}/T_i)^{\frac{k}{k-1}} = 14.7(761/530)^{3.5} = \mathbf{52.1 \text{ lbf/in}^2}$

$-\dot{W}_{\text{REAL}} = \dot{m}(-w) = 0.1 \times 79.2 \times 3600/2544 = \mathbf{11.2 \text{ hp}}$



9.167E

A watercooled air compressor takes air in at 70 F, 14 lbf/in.² and compresses it to 80 lbf/in.². The isothermal efficiency is 80% and the actual compressor has the same heat transfer as the ideal one. Find the specific compressor work and the exit temperature.

Solution:

Ideal isothermal compressor exit 80 psia, 70 F

Reversible process: $dq = T ds \Rightarrow q = T(s_e - s_i)$

$$q = T(s_e - s_i) = T[s_{Te}^o - s_{Ti}^o - R \ln(P_e / P_i)]$$

$$= -RT \ln(P_e / P_i) = -(460 + 70) \frac{53.34}{778} \ln \frac{80}{14} = -63.3 \text{ Btu/lbm}$$

As same temperature for the ideal compressor $h_e = h_i \Rightarrow$

$$w = q = -63.3 \text{ Btu/lbm} \Rightarrow w_{ac} = w/\eta = -79.2 \text{ Btu/lbm}, \quad q_{ac} = q$$

Now for the actual compressor energy equation becomes

$$q_{ac} + h_i = h_{e ac} + w_{ac} \Rightarrow$$

$$h_{e ac} - h_i = q_{ac} - w_{ac} = -63.3 - (-79.2) = 15.9 \text{ Btu/lbm} \approx C_p (T_{e ac} - T_i)$$

$$T_{e ac} = T_i + 15.9/0.24 = \mathbf{136 \text{ F}}$$

9.168E

A nozzle is required to produce a steady stream of R-134a at 790 ft/s at ambient conditions, 15 lbf/in.², 70 F. The isentropic efficiency may be assumed to be 90%. What pressure and temperature are required in the line upstream of the nozzle?

C.V. Nozzle, steady flow and no heat transfer.

$$\text{Actual nozzle energy Eq.: } h_1 = h_2 + \mathbf{V}_2^2/2$$

$$\text{State 2 actual: Table F.10.2 } h_2 = 180.975 \text{ Btu/lbm}$$

$$h_1 = h_2 + \mathbf{V}_2^2/2 = 180.975 + \frac{790^2}{2 \times 25\,037} = 193.44 \text{ Btu/lbm}$$

Recall 1 Btu/lbm = 25 037 ft²/s² from Table A.1.

$$\text{Ideal nozzle exit: } h_{2s} = h_1 - KE_s = 193.44 - \frac{790^2}{2 \times 25\,037} / 0.9 = 179.59 \text{ Btu/lbm}$$

$$\text{State 2s: } (P_2, h_{2s}) \Rightarrow T_{2s} = 63.16 \text{ F}, \quad s_{2s} = 0.4481 \text{ Btu/lbm R}$$

$$\text{Entropy Eq. ideal nozzle: } s_1 = s_{2s}$$

State 1: $(h_1, s_1 = s_{2s}) \Rightarrow$ Double interpolation or use software.

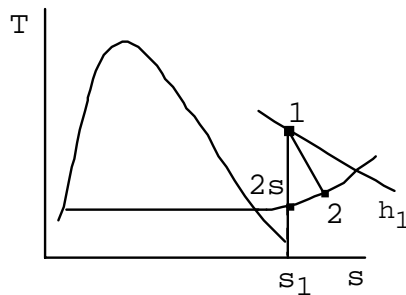
$$\text{For 40 psia: given } h_1 \text{ then } s = 0.4544 \text{ Btu/lbm R}, \quad T = 134.47 \text{ F}$$

$$\text{For 60 psia: given } h_1 \text{ then } s = 0.4469 \text{ Btu/lbm R}, \quad T = 138.13 \text{ F}$$

Now a linear interpolation to get P and T for proper s

$$P_1 = 40 + 20 \frac{0.4481 - 0.4544}{0.4469 - 0.4544} = \mathbf{56.8 \text{ psia}}$$

$$T_1 = 134.47 + (138.13 - 134.47) \frac{0.4481 - 0.4544}{0.4469 - 0.4544} = \mathbf{137.5 \text{ F}}$$



9.169E

Redo Problem 9.159 if the water pump has an isentropic efficiency of 85% (hose, nozzle included).

Solution:

C.V.: pump + hose + water column, total height difference 35 m. Here \mathbf{V} is velocity, not volume.

$$\text{Continuity Eq. 6.3, 6.11:} \quad \dot{m}_{\text{in}} = \dot{m}_{\text{ex}} = (\rho A \mathbf{V})_{\text{nozzle}}$$

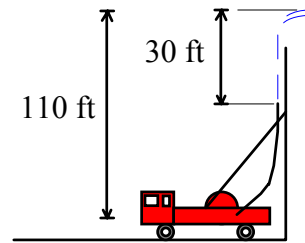
$$\text{Energy Eq. 6.12:} \quad \dot{m}(-w_p) + \dot{m}(h + \mathbf{V}^2/2 + gz)_{\text{in}} = \dot{m}(h + \mathbf{V}^2/2 + gz)_{\text{ex}}$$

$$\text{Process:} \quad h_{\text{in}} \cong h_{\text{ex}}, \quad \mathbf{V}_{\text{in}} \cong \mathbf{V}_{\text{ex}} = 0, \quad z_{\text{ex}} - z_{\text{in}} = 110 \text{ ft}, \quad \rho = 1/v \cong 1/v_f$$

$$-w_p = g(z_{\text{ex}} - z_{\text{in}}) = 32.174 \times (110 - 0)/25\,037 = 0.141 \text{ Btu/lbm}$$

Recall the conversion $1 \text{ Btu/lbm} = 25\,037 \text{ ft}^2/\text{s}^2$ from Table A.1. The velocity in the exit nozzle is such that it can rise 30 ft. Make that column a C.V. for which Bernoulli Eq. 9.17 is:

$$\begin{aligned} gz_{\text{noz}} + \frac{1}{2}\mathbf{V}_{\text{noz}}^2 &= gz_{\text{ex}} + 0 \\ \mathbf{V}_{\text{noz}} &= \sqrt{2g(z_{\text{ex}} - z_{\text{noz}})} \\ &= \sqrt{2 \times 32.174 \times 30} = 43.94 \text{ ft/s} \end{aligned}$$



$$\text{Assume:} \quad v = v_{F,70F} = 0.01605 \text{ ft}^3/\text{lbm}$$

$$\dot{m} = \frac{\pi(D)^2}{v_f(2)} \mathbf{V}_{\text{noz}} = (\pi/4) (1^2/144) \times 43.94 / 0.01605 = 14.92 \text{ lbm/s}$$

$$\dot{W}_{\text{pump}} = \dot{m}w_p/\eta = 14.92 \times 0.141 \times (3600/2544)/0.85 = \mathbf{3.5 \text{ hp}}$$

9.170E

Repeat Problem 9.160 for a pump/compressor isentropic efficiency of 70%.

Solution:

C.V.: Pump/Compressor, $\dot{m} = 1 \text{ lbm/s}$, R-134a

a) State 1: Table F.10.1, $x_1 = 1.0$ Saturated vapor, $P_1 = P_g = 26.79 \text{ psia}$,

$$h_1 = h_g = 168.06 \text{ Btu/lbm}, \quad s_1 = s_g = 0.414 \text{ Btu/lbm R}$$

Assume Compressor is isentropic, $s_2 = s_1 = 0.414 \text{ Btu/lbm R}$

$$h_2 = 183.5 \text{ Btu/lbm}, \quad T_2 = 116 \text{ F}$$

$$1^{\text{st}} \text{ Law Eq.6.13: } q_c + h_1 = h_2 + w_c; \quad q_c = 0$$

$$w_{cS} = h_1 - h_2 = 168.06 - 183.5 = -15.5 \text{ Btu/lbm};$$

Now the actual compressor

$$w_{c, AC} = w_{cS}/\eta = -22.1 = h_1 - h_{2, AC}$$

$$h_{2, AC} = 168.06 + 22.1 = 190.2 \Rightarrow T_2 = \mathbf{141.9 \text{ F}}$$

$$\Rightarrow \dot{W}_{C \text{ in}} = \dot{m}(-w_c) = \mathbf{22.1 \text{ Btu/s} = 31.3 \text{ hp}}$$

b) State 1: $T_1 = 10 \text{ F}$, $x_1 = 0$ Saturated liquid. This is a pump.

$$P_1 = 26.79 \text{ psia}, \quad h_1 = h_f = 79.02 \text{ Btu/lbm}, \quad v_1 = v_f = 0.01202 \text{ ft}^3/\text{lbm}$$

$$1^{\text{st}} \text{ Law Eq.6.13: } q_p + h_1 = h_2 + w_p; \quad q_p = 0$$

Assume Pump is isentropic and the liquid is incompressible, Eq.9.18:

$$\begin{aligned} w_{pS} &= - \int v \, dP = -v_1(P_2 - P_1) = -0.01202 (150 - 26.79) 144 \\ &= -213.3 \text{ lbf-ft/lbm} = -0.274 \text{ Btu/lbm} \end{aligned}$$

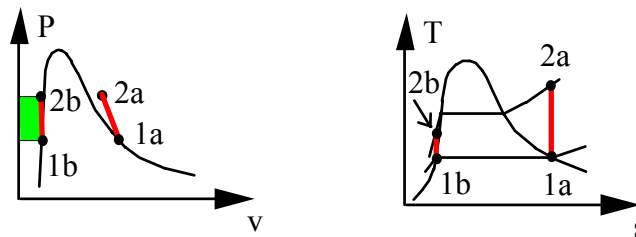
Now the actual pump

$$w_{c, AC} = w_{cS}/\eta = -0.391 = h_1 - h_{2, AC}$$

$$h_2 = h_1 - w_p = 79.02 - (-0.391) = 79.41 \text{ Btu/lbm},$$

Assume State 2 is approximately a saturated liquid $\Rightarrow T_2 \cong \mathbf{11.2 \text{ F}}$

$$\dot{W}_{P \text{ in}} = \dot{m}(-w_p) = 1 (0.391) = \mathbf{0.39 \text{ Btu/s} = 0.55 \text{ hp}}$$



Review Problems

9.171E

A rigid 35 ft³ tank contains water initially at 250 F, with 50 % liquid and 50% vapor, by volume. A pressure-relief valve on the top of the tank is set to 150 lbf/in.² (the tank pressure cannot exceed 150 lbf/in.² - water will be discharged instead). Heat is now transferred to the tank from a 400 F heat source until the tank contains saturated vapor at 150 lbf/in.². Calculate the heat transfer to the tank and show that this process does not violate the second law.

$$\text{C.V. Tank.} \quad v_{f1} = 0.017 \quad v_{g1} = 13.8247$$

$$m_{\text{LIQ}} = V_{\text{LIQ}} / v_{f1} = 0.5 \times 35 / 0.017 = 1029.4 \text{ lbm}$$

$$m_{\text{VAP}} = V_{\text{VAP}} / v_{g1} = 0.5 \times 35 / 13.8247 = 1.266 \text{ lbm}$$

$$m = 1030.67 \text{ lbm}$$

$$x = m_{\text{VAP}} / (m_{\text{LIQ}} + m_{\text{VAP}}) = 0.001228$$

$$u = u_f + x u_{fg} = 218.48 + 0.001228 \times 869.41 = 219.55$$

$$s = s_f + x s_{fg} = 0.3677 + 0.001228 \times 1.3324 = 0.36934$$

$$\text{state 2: } v_2 = v_g = 3.2214 \quad u_2 = 1110.31 \quad h_2 = 1193.77$$

$$s_2 = 1.576 \quad m_2 = V/v_2 = 10.865 \text{ lbm}$$

$$Q = m_2 u_2 - m_1 u_1 + m_e h_e + W$$

$$= 10.865 \times 1110.31 - 1030.67 \times 219.55 + 1019.8 \times 1193.77 = 1003187 \text{ Btu}$$

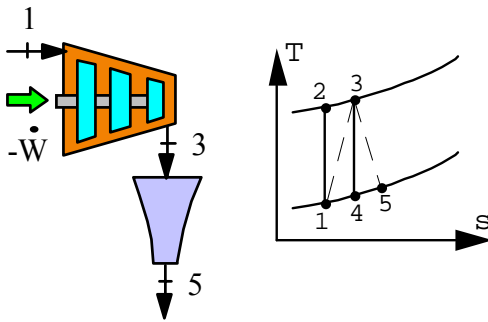
$$\dot{S}_{\text{gen}} = m_2 s_2 - m_1 s_1 - m_e s_e - \int Q_2 / T_{\text{source}}$$

$$= 10.865 \times 1.576 - 1030.67 \times 0.36934 + 1019.8 \times 1.57 - 1003187/860$$

$$= 77.2 \text{ Btu/s} \cdot \mathbf{R}$$

9.172E

Air at 1 atm, 60 F is compressed to 4 atm, after which it is expanded through a nozzle back to the atmosphere. The compressor and the nozzle both have efficiency of 90% and kinetic energy in/out of the compressor can be neglected. Find the actual compressor work and its exit temperature and find the actual nozzle exit velocity.



Steady state separate control volumes around compressor and nozzle. For ideal compressor we have inlet : 1 and exit : 2

Adiabatic : $q = 0$.

Reversible: $s_{\text{gen}} = 0$

Energy Eq.: $h_1 + 0 = w_C + h_2$;

Entropy Eq.: $s_1 + 0/T + 0 = s_2$

Ideal compressor: $w_c = h_1 - h_2$, $s_2 = s_1$

The constant s from Eq. 8.25 gives

$$T_2 = T_1 (P_2/P_1)^{\frac{k-1}{k}} = (459.7 + 60) \times (4/1)^{0.2857} = 772 \text{ R}$$

$$\Rightarrow -w_C = h_2 - h_1 = C_p(T_2 - T_1) = 0.24 (772 - 519.7) = 60.55 \text{ Btu/lbm}$$

Actual compressor: $w_{c,AC} = w_{c,s}/\eta_c = -67.3 \text{ Btu/lbm} = h_1 - h_3$

$$\Rightarrow T_3 = T_1 - w_{c,AC}/C_p = 519.7 + 67.3/0.24 = 800 \text{ R}$$

Ideal nozzle: $s_4 = s_3$ so use Eq.8.25 again

$$\Rightarrow T_4 = T_3 \times (P_4/P_3)^{\frac{k-1}{k}} = 800 (1/4)^{0.2857} = 538.4 \text{ R}$$

$$V_s^2/2 = h_3 - h_4 = C_p(T_3 - T_4) = 0.24(800 - 538.4) = 62.78 \text{ Btu/lbm}$$

$$V_{AC}^2/2 = V_s^2 \times \eta_{NOZ}/2 = 62.78 \times 0.9 = 56.5 \text{ Btu/lbm}$$

$$V_{AC} = \sqrt{2 \times 56.5 \times 25\,037} = 1682 \text{ ft/s}$$

Remember conversion $1 \text{ Btu/lbm} = 25\,037 \text{ ft}^2/\text{s}^2$ from Table A.1.

**SOLUTION MANUAL
SI UNIT PROBLEMS
CHAPTER 10**

SONNTAG • BORGNAKKE • VAN WYLEN



FUNDAMENTALS
of
Thermodynamics
Sixth Edition

CONTENT

SUBSECTION	PROB NO.
Correspondence table	
Concept-Study Guide Problems	1-20
Available energy, reversible work	21-35
Irreversibility	36-50
Availability (exergy)	51-68
Device Second Law Efficiency	69-83
Exergy Balance Equation	84-94
Review Problems	95-106
Problems re-solved using Pr and vr functions from table A.7.2:	31, 61
English Unit Problems	107-145

Correspondence List
CHAPTER 10

6th edition

Sonntag/Borgnakke/Wylen

The correspondence between the new problem set and the previous 5th edition chapter 10 problem set.

Study guide problems 10.1-10.20 are all new.

New	Old	New	Old	New	Old
21	new	51	25	81	new
22	23	52	30	82	new
23	new	53	32	83	new
24	3	54	new	84	new
25	new	55	33	85	19
26	4	56	new	86	new
27	5	57	26	87	new
28	new	58	18	88	new
29	6	59	new	89	new
30	9	60	31	90	new
31	13	61	36	91	new
32	15	62	20	92	new
33	14	63	new	93	new
34	57a	64	24	94	new
35	new	65	27	95	new
36	new	66	28	96	1
37	new	67	29	97	46
38	2	68	34	98	48
39	7	69	37	99	49
40	new	70	43	100	new
41	8	71	new	101	52
42	12	72	45	102	55
43	21	73	38	103	58
44	10	74	39	104	59
45	16	75	40	105	new
46	11	76	42	106	new
47	17	77	new		
48	22	78	44		
49	35	79	47		
50	57b	80	50		

The English unit problems are:

The correspondence between the new English unit problem set and the previous 5th edition chapter 10 problem set with the current set of SI problems.

New	5th	SI	New	5th	SI	New	5th	SI
107	new	12	120	65	42	133	new	82
108	new	14	121	68	43	134	new	71
109	new	15	122	64	44	135	77mod	74
110	new	16	123	67	45	136	78	76
111	new	18	124	86b	50	137	79mod	78
112	new	20	125	70	51	138	81	79
113	69	22	126	73	52	139	new	87
114	62	24	127	74	53	140	new	89
115	new	23	128	76	61	141	61	96
116	66	32	129	new	63	142	80	97
117	86a	34	130	71	65	143	82	99
118	new	37	131	72	67	144	new	-
119	63	39	132	75	68	145	87	104

Concept-Study Guide Problems

10.1

Can I have any energy transfer as heat transfer that is 100% available?

By definition the possible amount of work that can be obtained equals the exergy (availability). The maximum is limited to that out of a reversible heat engine, if constant T then that is the Carnot heat engine

$$W = \left(1 - \frac{T_o}{T}\right)Q$$

So we get a maximum for an infinite high temperature T, where we approach an efficiency of one. In practice you do not have such a source (the closest would be solar radiation) and secondly no material could contain matter at very high T so a cycle process can proceed (the closest would be a plasma suspended by a magnetic field as in a tokamak).

10.2

Is energy transfer as work 100% available?

Yes. By definition work is 100% exergy or availability.

10.3

We cannot create nor destroy energy, but how about available energy?

Yes. Every process that is irreversible to some degree destroys exergy. This destruction is directly proportional to the entropy generation.

10.4

Energy can be stored as internal energy, potential energy or kinetic energy. Are those energy forms all 100% available?

The internal energy is only partly available, a process like an expansion can give out work or if it cools by heat transfer out it is a Q out that is only partly available as work. Potential energy like from gravitation, mgH, or a compressed spring or a charged battery are forms that are close to 100% available with only small losses present. Kinetic energy like in a fly-wheel or motion of a mass can be transferred to work out with losses depending on the mechanical system.

10.5

All the energy in the ocean is that available?

No. Since the ocean is at the ambient T (it **is** the ambient) it is not possible to extract any work from it. You can extract wave energy (wind generated kinetic energy) or run turbines from the tide flow of water (moon generated kinetic energy). However, since the ocean temperature is not uniform there are a few locations where cold and warmer water flows close to each other like at different depths. In that case a heat engine can operate due to the temperature difference.

10.6

Does a reversible process change the availability if there is no work involved?

Yes. There can be heat transfer involved and that has an availability associated with it, which then equals the change of availability of the substance.

10.7

Is the reversible work between two states the same as ideal work for the device?

No. It depends on the definition of ideal work. The ideal device does not necessarily have the same exit state as the actual device. An ideal turbine is approximated as a reversible adiabatic device so the ideal work is the isentropic work. The reversible work is between the inlet state and the actual exit state that do not necessarily have the same entropy.

10.8

When is the reversible work the same as the isentropic work?

That happens when the inlet and exit states (or beginning and end states) have the same entropy.

10.9

If I heat some cold liquid water to T_0 , do I increase its availability?

No. You decrease its availability by bringing it closer to T_0 , where it has zero availability, if we neglect pressure effects. Any substance at a T different from ambient (higher or lower) has a positive availability since you can run a heat engine using the two temperatures as the hot and cold reservoir, respectively. For a T lower than the ambient it means that the ambient is the hot side of the heat engine.

10.10

Are reversible work and availability (exergy) connected?

Yes. They are very similar. Reversible work is usually defined as the reversible work that can be obtained between two states, inlet-exit or beginning to end. Availability is a property of a given state and defined as the reversible work that can be obtained by changing the state of the substance from the given state to the dead state (ambient).

10.11

Consider availability (exergy) associated with a flow. The total exergy is based on the thermodynamic state, the kinetic and potential energies. Can they all be negative?

No. By virtue of its definition kinetic energy can only be positive. The potential energy is measured from a reference elevation (standard sea level or a local elevation) so it can be negative. The thermodynamic state can only have a positive exergy the smallest it can be is zero if it is the ambient dead state.

10.12

A flow of air at 1000 kPa, 300 K is throttled to 500 kPa. What is the irreversibility? What is the drop in flow availability?

A throttle process is constant enthalpy if we neglect kinetic energies.

Process: $h_e = h_i$ so ideal gas $\Rightarrow T_e = T_i$

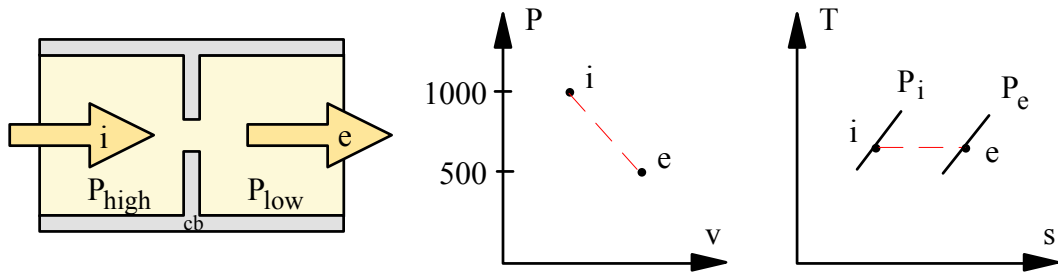
Entropy Eq.: $s_e - s_i = s_{gen} = s_{Te}^o - s_{Ti}^o - R \ln \frac{P_e}{P_i} = 0 - R \ln \frac{P_e}{P_i}$

$$s_{gen} = -0.287 \ln (500 / 1000) = 0.2 \text{ kJ/kg K}$$

Eq.10.11: $i = T_o s_{gen} = 298 \cdot 0.2 = \mathbf{59.6 \text{ kJ/kg}}$

The drop in availability is exergy destruction, which is the irreversibility

$$\Delta\psi = i = \mathbf{59.6 \text{ kJ/kg}}$$



10.13

A steam turbine inlet is at 1200 kPa, 500°C. The actual exit is at 300 kPa with an actual work of 407 kJ/kg. What is its second law efficiency?

The second law efficiency is the actual work out measured relative to the reversible work out, Eq. 10.29.

Steam turbine $T_o = 25^\circ\text{C} = 298.15\text{ K}$

Inlet state: Table B.1.3 $h_i = 3476.28\text{ kJ/kg}$; $s_i = 7.6758\text{ kJ/kg K}$

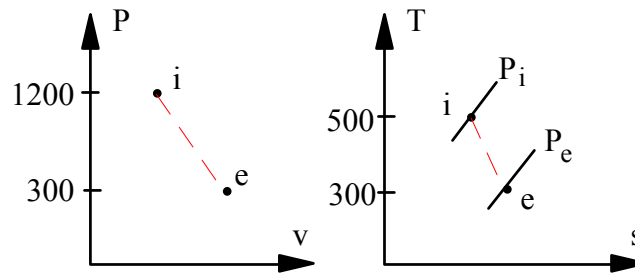
Actual turbine energy Eq.: $h_e = h_i - w_{ac} = 3476.28 - 407 = 3069.28\text{ kJ/kg}$

Actual exit state: Table B.1.3 $T_e = 300^\circ\text{C}$; $s_e = 7.7022\text{ kJ/kg K}$

From Eq.10.9,

$$\begin{aligned} w^{\text{rev}} &= (h_i - T_o s_i) - (h_e - T_o s_e) = (h_i - h_e) + T_o (s_e - s_i) \\ &= (3476.28 - 3069.28) + 298.15(7.7022 - 7.6758) \\ &= 407 + 7.87 = 414.9\text{ kJ/kg} \end{aligned}$$

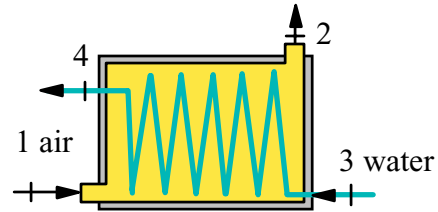
$$\eta_{\text{II}} = w_{ac}/w^{\text{rev}} = 407 / 414.9 = \mathbf{0.98}$$



10.14

A heat exchanger increases the availability of 3 kg/s water by 1650 kJ/kg using 10 kg/s air coming in at 1400 K and leaving with 600 kJ/kg less availability. What are the irreversibility and the second law efficiency?

C.V. Heat exchanger, steady flow 1 inlet and 1 exit for air and water each. The two flows exchange energy with no heat transfer to/from the outside.



The irreversibility is the destruction of exergy (availability) so

$$\dot{I} = \dot{\Phi}_{\text{destruction}} = \dot{\Phi}_{\text{in}} - \dot{\Phi}_{\text{out}} = 10 \times 600 - 3 \times 1650 = \mathbf{1050 \text{ kW}}$$

The second law efficiency, Eq.10.32

$$\eta_{\text{II}} = \dot{\Phi}_{\text{out}} / \dot{\Phi}_{\text{in}} = \frac{3 \times 1650}{10 \times 600} = \mathbf{0.825}$$

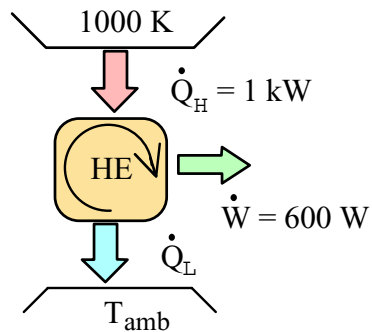
10.15

A heat engine receives 1 kW heat transfer at 1000 K and gives out 600 W as work with the rest as heat transfer to the ambient. What are the fluxes of exergy in and out?

$$\text{Exergy flux in: } \dot{\Phi}_H = \left(1 - \frac{T_o}{T_H}\right) \dot{Q}_H = \left(1 - \frac{298.15}{1000}\right) 1 \text{ kW} = \mathbf{0.702 \text{ kW}}$$

$$\text{Exergy flux out: } \dot{\Phi}_L = \left(1 - \frac{T_o}{T_L}\right) \dot{Q}_L = \mathbf{0} \quad (T_L = T_o)$$

The other exergy flux out is the power $\dot{\Phi}_{\text{out}} = \dot{W} = \mathbf{0.6 \text{ kW}}$



10.16

A heat engine receives 1 kW heat transfer at 1000 K and gives out 600 W as work with the rest as heat transfer to the ambient. Find its first and second law efficiencies.

First law efficiency is based on the energies

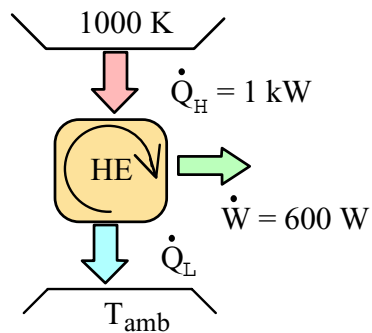
$$\eta_I = \dot{W} / \dot{Q}_H = \frac{0.6}{1} = \mathbf{0.6}$$

The second law efficiency is based on work out versus availability in

$$\text{Exergy flux in: } \dot{\Phi}_H = \left(1 - \frac{T_o}{T_H}\right) \dot{Q}_H = \left(1 - \frac{298.15}{1000}\right) 1 \text{ kW} = 0.702 \text{ kW}$$

$$\eta_{II} = \frac{\dot{W}}{\dot{\Phi}_H} = \frac{0.6}{0.702} = \mathbf{0.855}$$

Notice the exergy flux in is equal to the Carnot heat engine power output given 1 kW at 1000 K and rejecting energy to the ambient.

**10.17**

Is the exergy equation independent of the energy and entropy equations?

No. The exergy equation is derived from the other balance equations by defining the exergy from the state properties and the reference dead state.

10.18

A heat pump has a coefficient of performance of 2 using a power input of 2 kW. Its low temperature is T_o and the high temperature is 80°C , with an ambient at T_o . Find the fluxes of exergy associated with the energy fluxes in and out.

First let us do the energies in and out

$$\text{COP} = \beta = \frac{\dot{Q}_H}{\dot{W}} \Rightarrow \dot{Q}_H = \beta \dot{W} = 2 \times 2 \text{ kW} = 4 \text{ kW}$$

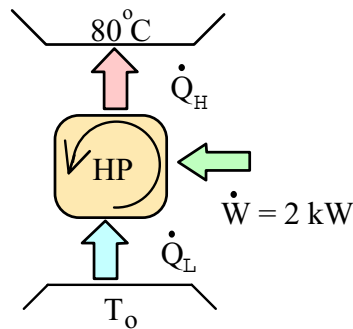
$$\text{Energy Eq.: } \dot{Q}_L = \dot{Q}_H - \dot{W} = 4 - 2 = 2 \text{ kW}$$

$$\text{Exergy flux in: } \dot{\Phi}_L = \left(1 - \frac{T_o}{T_L}\right) \dot{Q}_L = 0 \quad (T_L = T_o)$$

$$\text{Exergy flux in: } \dot{\Phi}_W = \dot{W} = 2 \text{ kW}$$

$$\text{Exergy flux out: } \dot{\Phi}_H = \left(1 - \frac{T_o}{T_H}\right) \dot{Q}_H = \left(1 - \frac{298.15}{353.15}\right) 4 \text{ kW} = 0.623 \text{ kW}$$

Remark: The process then destroys $(2 - 0.623)$ kW of exergy.



10.19

Use the exergy balance equation to find the efficiency of a steady state Carnot heat engine operating between two fixed temperature reservoirs?

The exergy balance equation, Eq.10.36, for this case looks like

$$0 = \left(1 - \frac{T_o}{T_H}\right) \dot{Q}_H - \left(1 - \frac{T_o}{T_L}\right) \dot{Q}_L - \dot{W} + 0 + 0 - 0 - 0$$

Steady state (LHS = 0 and $dV/dt = 0$, no mass flow terms, Carnot cycle so reversible and the destruction is then zero. From the energy equation we have

$$0 = \dot{Q}_H - \dot{Q}_L - \dot{W}$$

which we can subtract from the exergy balance equation to get

$$0 = -\frac{T_o}{T_H} \dot{Q}_H + \frac{T_o}{T_L} \dot{Q}_L$$

Solve for one heat transfer in terms of the other

$$\dot{Q}_L = \frac{T_L}{T_H} \dot{Q}_H$$

The work from the energy equation is

$$\dot{W} = \dot{Q}_H - \dot{Q}_L = \dot{Q}_H \left[1 - \frac{T_L}{T_H}\right]$$

from which we can read the Carnot cycle efficiency as we found in Chapter 7.

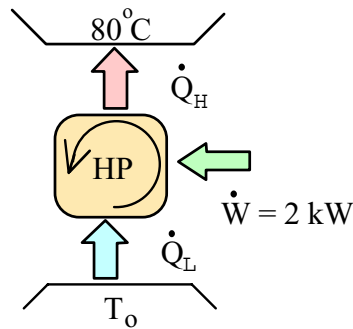
10.20

Find the second law efficiency of the heat pump in problem 10.18.

The second law efficiency is a ratio of exergies namely what we want out divided by what we have to put in. Exergy from first term on RHS Eq. 10.36

$$\dot{\Phi}_H = \left(1 - \frac{T_o}{T_H}\right) \dot{Q}_H; \quad \dot{Q}_H = \beta \dot{W} = 2 \times 2 \text{ kW} = 4 \text{ kW}$$

$$\eta_{II} = \frac{\dot{\Phi}_H}{\dot{W}} = \left(1 - \frac{T_o}{T_H}\right) \frac{\dot{Q}_H}{\dot{W}} = \left(1 - \frac{298.15}{353.15}\right) \frac{4}{2} = \mathbf{0.31}$$



Available Energy, Reversible work**10.21**

Find the availability of 100 kW delivered at 500 K when the ambient is 300 K.

Solution:

The availability of an amount of heat transfer equals the possible work that can be extracted. This is the work out of a Carnot heat engine with heat transfer to the ambient as the other reservoir. The result is from Chapter 7 as also shown in Eq. 10.1 and Eq. 10.36

$$\dot{\Phi} = \dot{W}_{\text{rev HE}} = \left(1 - \frac{T_0}{T}\right) \dot{Q} = \left(1 - \frac{300}{500}\right) 100 \text{ kW} = \mathbf{40 \text{ kW}}$$

10.22

A control mass gives out 10 kJ of energy in the form of

- a. Electrical work from a battery
- b. Mechanical work from a spring
- c. Heat transfer at 500°C

Find the change in availability of the control mass for each of the three cases.

Solution:

a) Work is availability $\Delta\Phi = -W_{\text{el}} = \mathbf{-10 \text{ kJ}}$

b) Work is availability $\Delta\Phi = -W_{\text{spring}} = \mathbf{-10 \text{ kJ}}$

c) Give the heat transfer to a Carnot heat engine and W is availability

$$\Delta\Phi = -\left[1 - \frac{T_0}{T_H}\right] Q_{\text{out}} = -\left(1 - \frac{298.15}{773.15}\right) 10 = \mathbf{-6.14 \text{ kJ}}$$

10.23

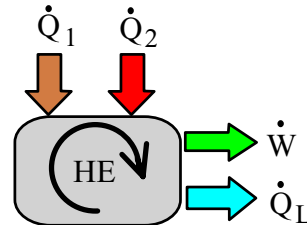
A heat engine receives 5 kW at 800 K and 10 kW at 1000 K rejecting energy by heat transfer at 600 K. Assume it is reversible and find the power output. How much power could be produced if it could reject energy at $T_o = 298$ K?

Solution:

C.V. The heat engine, this is in steady state.

$$\text{Energy Eq.: } 0 = \dot{Q}_1 + \dot{Q}_2 - \dot{Q}_L - \dot{W}$$

$$\text{Entropy Eq.: } 0 = \frac{\dot{Q}_1}{T_1} + \frac{\dot{Q}_2}{T_2} - \frac{\dot{Q}_L}{T_L} + 0$$



Now solve for \dot{Q}_L from the entropy equation

$$\dot{Q}_L = \frac{T_L}{T_1} \dot{Q}_1 + \frac{T_L}{T_2} \dot{Q}_2 = \frac{600}{800} \times 5 + \frac{600}{1000} \times 10 = 9.75 \text{ kW}$$

Substitute into the energy equation and solve for the work term

$$\dot{W} = \dot{Q}_1 + \dot{Q}_2 - \dot{Q}_L = 5 + 10 - 9.75 = \mathbf{5.25 \text{ kW}}$$

For a low temperature of 298 K we can get

$$\dot{Q}_{L2} = \frac{298}{600} \dot{Q}_L = 4.843 \text{ kW}$$

$$\dot{W} = \dot{Q}_1 + \dot{Q}_2 - \dot{Q}_L = 5 + 10 - 4.843 = \mathbf{10.16 \text{ kW}}$$

Remark: Notice the large increase in the power output.

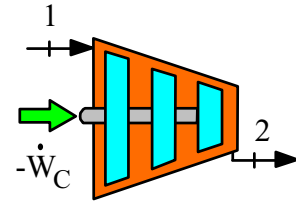
10.24

The compressor in a refrigerator takes refrigerant R-134a in at 100 kPa, -20°C and compresses it to 1 MPa, 40°C . With the room at 20°C find the minimum compressor work.

Solution:

C.V. Compressor out to ambient. Minimum work in is the reversible work.

Steady flow, 1 inlet and 2 exit



$$\text{Energy Eq.:} \quad w_c = h_1 - h_2 + q^{\text{rev}}$$

$$\text{Entropy Eq.:} \quad s_2 = s_1 + \int dq/T + s_{\text{gen}} = s_1 + q^{\text{rev}}/T_o + 0$$

$$\Rightarrow q^{\text{rev}} = T_o(s_2 - s_1)$$

$$\begin{aligned} w_{c \text{ min}} &= h_1 - h_2 + T_o(s_2 - s_1) \\ &= 387.22 - 420.25 + 293.15 \times (1.7148 - 1.7665) \\ &= \mathbf{-48.19 \text{ kJ/kg}} \end{aligned}$$

10.25

Find the specific reversible work for a steam turbine with inlet 4 MPa, 500°C and an actual exit state of 100 kPa, $x = 1.0$ with a 25°C ambient.

Solution:

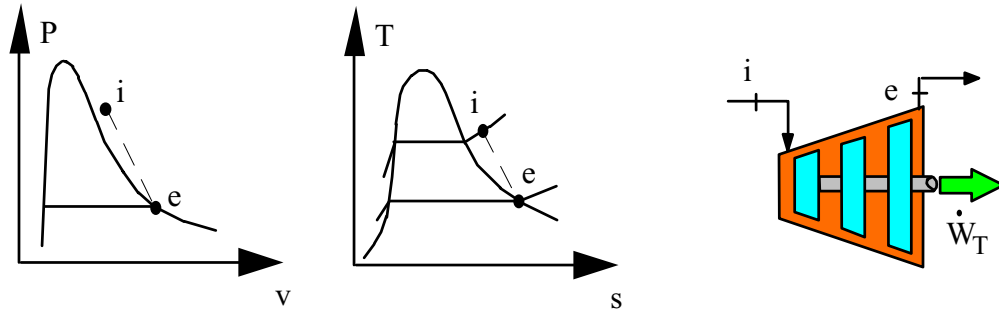
Steam turbine $T_o = 25^\circ\text{C} = 298.15\text{ K}$

Inlet state: Table B.1.3 $h_i = 3445.2\text{ kJ/kg}; s_i = 7.090\text{ kJ/kg K}$

Exit state: Table B.1.2 $h_e = 2675.5\text{ kJ/kg}; s_e = 7.3593\text{ kJ/kg K}$

From Eq.9.39,

$$\begin{aligned} w^{\text{rev}} &= (h_i - T_o s_i) - (h_e - T_o s_e) = (h_i - h_e) + T_o (s_e - s_i) \\ &= (3445.2 - 2675.5) + 298.2(7.3593 - 7.0900) \\ &= 769.7 + 80.3 = \mathbf{850.0\text{ kJ/kg}} \end{aligned}$$



10.26

Calculate the reversible work out of the two-stage turbine shown in Problem 6.82, assuming the ambient is at 25°C. Compare this to the actual work which was found to be 18.08 MW.

C.V. Turbine. Steady flow, 1 inlet and 2 exits.

Use Eq. 10.12 for each flow stream with $q = 0$ for adiabatic turbine.

Supply state 1: 20 kg/s at 10 MPa, 500°C

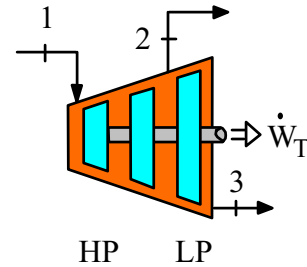
Process steam 2: 5 kg/s, 0.5 MPa, 155°C,

Exit state 3: 20 kPa, $x = 0.9$

Table B.1.3: $h_1 = 3373.7$, $h_2 = 2755.9$ kJ/kg,
 $s_1 = 6.5966$, $s_2 = 6.8382$ kJ/kg K

Table B.1.2: $h_3 = 251.4 + 0.9 \times 2358.3 = 2373.9$ kJ/kg,
 $s_3 = 0.8319 + 0.9 \times 7.0766 = 7.2009$ kJ/kg K

$$\begin{aligned}\dot{W}^{\text{rev}} &= (\dot{m}_1 h_1 - \dot{m}_2 h_2 - \dot{m}_3 h_3) - T_0 (\dot{m}_1 s_1 - \dot{m}_2 s_2 - \dot{m}_3 s_3) \\ &= 20 \times 3373.7 - 5 \times 2755.9 - 15 \times 2373.9 \\ &\quad - 298.15 (20 \times 6.5966 - 5 \times 6.8382 + 15 \times 7.2009) \\ &= \mathbf{21.14 \text{ MW}} = \dot{W}^{\text{ac}} + \dot{Q}^{\text{rev}} = 18084 \text{ kW} + 3062.7 \text{ kW}\end{aligned}$$



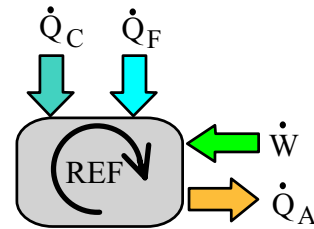
10.27

A household refrigerator has a freezer at T_F and a cold space at T_C from which energy is removed and rejected to the ambient at T_A as shown in Fig. P10.27. Assume that the rate of heat transfer from the cold space, \dot{Q}_C , is the same as from the freezer, \dot{Q}_F , find an expression for the minimum power into the heat pump. Evaluate this power when $T_A = 20^\circ\text{C}$, $T_C = 5^\circ\text{C}$, $T_F = -10^\circ\text{C}$, and $\dot{Q}_F = 3 \text{ kW}$.

Solution:

C.V. Refrigerator (heat pump), Steady, no external flows except heat transfer.

Energy Eq.: $\dot{Q}_F + \dot{Q}_C + \dot{W} = \dot{Q}_A$
(amount rejected to ambient)



Reversible gives minimum work in as from Eq. 10.1 or 10.9 on rate form.

$$\begin{aligned}\dot{W} &= \dot{Q}_F \left[1 - \frac{T_A}{T_F} \right] + \dot{Q}_C \left[1 - \frac{T_A}{T_C} \right] = 3 \left[1 - \frac{293.15}{263.15} \right] + 3 \left[1 - \frac{293.15}{278.15} \right] \\ &= \mathbf{-0.504 \text{ kW}} \quad (\text{negative so work goes in})\end{aligned}$$

10.28

Find the specific reversible work for a R-134a compressor with inlet state of -20°C , 100 kPa and an exit state of 600 kPa, 50°C . Use a 25°C ambient temperature.

Solution:

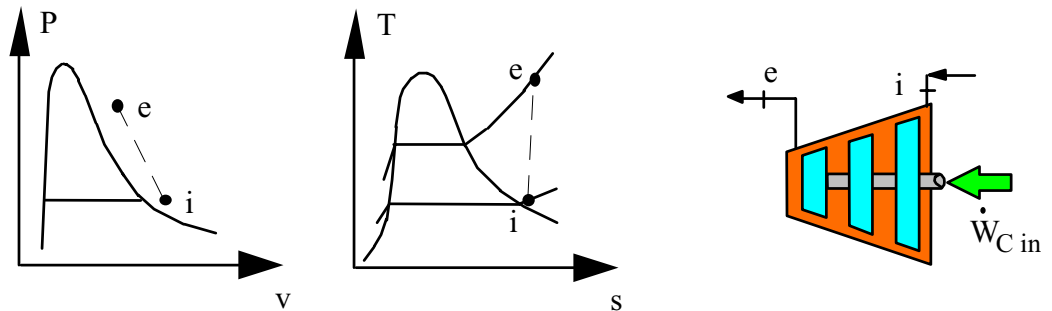
This is a steady state flow device for which the reversible work is given by Eq.10.9. The compressor is also assumed to be adiabatic so $q = 0$

$$w^{\text{rev}} = T_0(s_e - s_i) - (h_e - h_i)$$

Table B.5.2: $h_i = 387.22 \text{ kJ/kg}$; $s_i = 1.7665 \text{ kJ/kg K}$

$h_e = 438.59 \text{ kJ/kg}$; $s_e = 1.8084 \text{ kJ/kg K}$

$$w^{\text{rev}} = 298.15 (1.8084 - 1.7665) - (438.59 - 387.22) = \mathbf{-38.878 \text{ kJ/kg}}$$



10.29

An air compressor takes air in at the state of the surroundings 100 kPa, 300 K. The air exits at 400 kPa, 200°C at the rate of 2 kg/s. Determine the minimum compressor work input.

C.V. Compressor, Steady flow, minimum work in is reversible work.

$$\psi_1 = 0 \text{ at ambient conditions}$$

$$s_0 - s_2 = s_{T_0}^\circ - s_{T_2}^\circ - R \ln(P_0/P_2)$$

$$= 6.86926 - 7.3303 - 0.287 \ln(100/400) = -0.06317 \text{ kJ/kg K}$$

$$\psi_2 = h_2 - h_0 + T_0(s_0 - s_2) = 475.79 - 300.473 + 300(-0.06317)$$

$$= 156.365 \text{ kJ/kg}$$

$$-\dot{W}^{\text{REV}} = \dot{m}(\psi_2 - \psi_1) = \mathbf{312.73 \text{ kW}} = \dot{W}_c$$

10.30

A steam turbine receives steam at 6 MPa, 800°C. It has a heat loss of 49.7 kJ/kg and an isentropic efficiency of 90%. For an exit pressure of 15 kPa and surroundings at 20°C, find the actual work and the reversible work between the inlet and the exit.

C.V. Reversible adiabatic turbine (isentropic)

$$w_T = h_i - h_{e,s} ; \quad s_{e,s} = s_i = 7.6566 \text{ kJ/kg K}, \quad h_i = 4132.7 \text{ kJ/kg}$$

$$x_{e,s} = (7.6566 - 0.7548)/7.2536 = 0.9515,$$

$$h_{e,s} = 225.91 + 0.9515 \times 2373.14 = 2483.9 \text{ kJ/kg}$$

$$w_{T,s} = 4132.7 - 2483.9 = 1648.79 \text{ kJ/kg}$$

C.V. Actual turbine

$$w_{T,ac} = \eta w_{T,s} = \mathbf{1483.91 \text{ kJ/kg}}$$

$$= h_i - h_{e,ac} - q_{loss} \Rightarrow$$

$$h_{e,ac} = h_i - q_{loss} - w_{T,ac} = 4132.7 - 49.7 - 1483.91 = 2599.1 \text{ kJ/kg}$$

$$\text{Actual exit state: P,h} \Rightarrow \text{sat. vap.}, \quad s_{e,ac} = 8.0085 \text{ kJ/kg K}$$

C.V. Reversible process, work from Eq.10.12

$$q^R = T_0(s_{e,ac} - s_i) = 293.15 \times (8.0085 - 7.6566) = 103.15 \frac{\text{kJ}}{\text{kg}}$$

$$w^R = h_i - h_{e,ac} + q^R = 4132.7 - 2599.1 + 103.16 = \mathbf{1636.8 \text{ kJ/kg}}$$

10.31

An air compressor receives atmospheric air at $T_0 = 17^\circ\text{C}$, 100 kPa, and compresses it up to 1400 kPa. The compressor has an isentropic efficiency of 88% and it loses energy by heat transfer to the atmosphere as 10% of the isentropic work. Find the actual exit temperature and the reversible work.

C.V. Compressor

$$\text{Isentropic: } w_{c,in,s} = h_{e,s} - h_i \quad ; \quad s_{e,s} = s_i$$

From table A.7.1 and entropy equation we get

$$s_{Te,s}^o = s_{Ti}^o + R \ln(P_e/P_i) = 6.83521 + 0.287 \ln(14) = 7.59262$$

Back interpolate in Table A.7: $\Rightarrow h_{e,s} = 617.23 \text{ kJ/kg}$

$$w_{c,in,s} = 617.23 - 290.43 = 326.8 \text{ kJ/kg}$$

Actual: $w_{c,in,ac} = w_{c,in,s}/\eta_c = 371.36 \quad ; \quad q_{loss} = 32.68 \text{ kJ/kg}$

$$w_{c,in,ac} + h_i = h_{e,ac} + q_{loss}$$

$$\Rightarrow h_{e,ac} = 290.43 + 371.36 - 32.68 = 629.1 \text{ kJ/kg}$$

$$\Rightarrow T_{e,ac} = \mathbf{621 \text{ K}}$$

$$\begin{aligned} \text{Reversible: } w^{\text{rev}} &= h_i - h_{e,ac} + T_0(s_{e,ac} - s_i) \\ &= 290.43 - 629.1 + 290.15 \times (7.6120 - 6.8357) \\ &= -338.67 + 225.38 = \mathbf{-113.3 \text{ kJ/kg}} \end{aligned}$$

Since q_{loss} is also to the atmosphere it is the net q exchanged with the ambient that explains the change in s .

10.32

Air flows through a constant pressure heating device, shown in Fig. P10.32. It is heated up in a reversible process with a work input of 200 kJ/kg air flowing. The device exchanges heat with the ambient at 300 K. The air enters at 300 K, 400 kPa. Assuming constant specific heat develop an expression for the exit temperature and solve for it by iterations.

C.V. Total out to T_0

$$\text{Energy Eq.: } h_1 + q_0^{\text{rev}} - w^{\text{rev}} = h_2$$

$$\text{Entropy Eq.: } s_1 + q_0^{\text{rev}}/T_0 = s_2 \Rightarrow q_0^{\text{rev}} = T_0(s_2 - s_1)$$

$$h_2 - h_1 = T_0(s_2 - s_1) - w^{\text{rev}} \quad (\text{same as Eq. 10.12})$$

$$\text{Constant } C_p \text{ gives: } C_p(T_2 - T_1) = T_0 C_p \ln(T_2/T_1) + 200$$

The energy equation becomes

$$T_2 - T_0 \ln\left(\frac{T_2}{T_1}\right) = T_1 + \frac{200}{C_p}$$

$$T_1 = 300 \text{ K}, \quad C_p = 1.004 \text{ kJ/kg K}, \quad T_0 = 300 \text{ K}$$

$$T_2 - 300 \ln\left(\frac{T_2}{300}\right) = 300 + \frac{200}{1.004} = 499.3 \text{ K}$$

Now trial and error on T_2

$$\text{At } 600 \text{ K} \quad \text{LHS} = 392 \text{ (too low)}$$

$$\text{At } 800 \text{ K} \quad \text{LHS} = 505.75$$

$$\text{Linear interpolation gives } T_2 = \mathbf{790 \text{ K}} \quad (\text{LHS} = 499.5 \text{ OK})$$

10.33

A piston/cylinder has forces on the piston so it keeps constant pressure. It contains 2 kg of ammonia at 1 MPa, 40°C and is now heated to 100°C by a reversible heat engine that receives heat from a 200°C source. Find the work out of the heat engine.

C.V. Ammonia plus heat engine

$$\text{Energy: } m_{\text{am}}(u_2 - u_1) = {}_1Q_{2,200} - W_{\text{H.E.}} - {}_1W_{2,\text{pist}}$$

$$\text{Entropy: } m_{\text{am}}(s_2 - s_1) = {}_1Q_2/T_{\text{res}} + 0$$

$$\Rightarrow {}_1Q_2 = m_{\text{am}}(s_2 - s_1)T_{\text{res}}$$

$$\text{Process: } P = \text{const.} \Rightarrow {}_1W_2 = P(v_2 - v_1)m_{\text{am}}$$

Substitute the piston work term and heat transfer into the energy equation

$$W_{\text{H.E.}} = m_{\text{am}}(s_2 - s_1)T_{\text{res}} - m_{\text{am}}(h_2 - h_1)$$

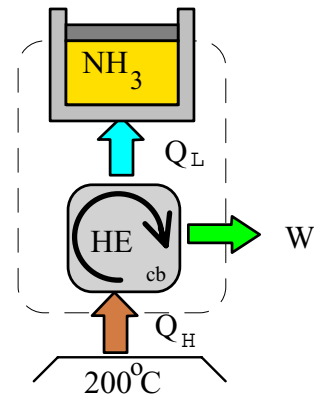


Table B.2.2: $h_1 = 1508.5 \text{ kJ/kg}$, $s_1 = 5.1778 \text{ kJ/kg K}$,

$h_2 = 1664.3 \text{ kJ/kg}$, $s_2 = 5.6342 \text{ kJ/kg K}$

$$W_{\text{H.E.}} = 2 \times [(5.6342 - 5.1778)473.15 - (1664.3 - 1508.5)] = \mathbf{120.3 \text{ kJ}}$$

10.34

A rock bed consists of 6000 kg granite and is at 70°C. A small house with lumped mass of 12000 kg wood and 1000 kg iron is at 15°C. They are now brought to a uniform final temperature with no external heat transfer by connecting the house and rock bed through some heat engines. If the process is reversible, find the final temperature and the work done in the process.

Solution:

Take C.V. Total (rockbed and heat engine)

$$\text{Energy Eq.:} \quad m_{\text{rock}}(u_2 - u_1) + m_{\text{wood}}(u_2 - u_1) + m_{\text{Fe}}(u_2 - u_1) = -{}_1W_2$$

$$\text{Entropy Eq.:} \quad m_{\text{rock}}(s_2 - s_1) + m_{\text{wood}}(s_2 - s_1) + m_{\text{Fe}}(s_2 - s_1) = 0$$

$$(mC)_{\text{rock}} \ln \frac{T_2}{T_1} + (mC)_{\text{wood}} \ln \frac{T_2}{T_1} + (mC)_{\text{Fe}} \ln \frac{T_2}{T_1} = 0$$

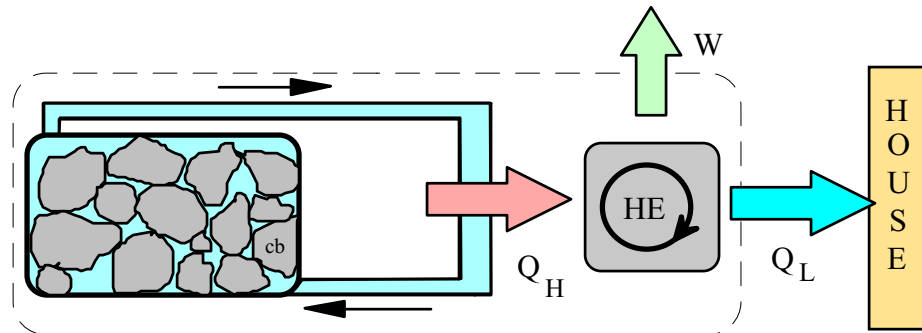
$$6000 \times 0.89 \ln (T_2/343.15) + 12000 \times 1.26 \ln (T_2/288.15) \\ + 1000 \times 0.46 \ln (T_2/288.15) = 0$$

$$\Rightarrow T_2 = 301.3 \text{ K}$$

Now from the energy equation

$$-{}_1W_2 = 6000 \times 0.89(301.3 - 343.15) \\ + (12000 \times 1.26 + 460)(301.3 - 288.15)$$

$$\Rightarrow {}_1W_2 = 18\,602 \text{ kJ}$$



10.35

An air flow of 5 kg/min at 1500 K, 125 kPa goes through a constant pressure heat exchanger, giving energy to a heat engine shown in Figure P10.35. The air exits at 500 K and the ambient is at 298 K, 100 kPa. Find the rate of heat transfer delivered to the engine and the power the engine can produce.

Solution:

C.V. Heat exchanger

$$\text{Continuity eq.: } \dot{m}_1 = \dot{m}_2 ;$$

$$\text{Energy Eq.6.12: } \dot{m}_1 h_1 = \dot{m}_1 h_2 + \dot{Q}_H$$

$$\text{Table A.7.1: } h_1 = 1635.8 \text{ kJ/kg,}$$

$$h_2 = 503.36 \text{ kJ/kg, } s_1 = 8.61209 \text{ kJ/kg K}$$

$$s_2 = 7.38692 \text{ kJ/kg K}$$

$$\dot{Q}_H = \dot{m}(h_1 - h_2) = \frac{5 \text{ kg}}{60 \text{ s}} (1635.8 - 503.36) \frac{\text{kJ}}{\text{kg}} = \mathbf{94.37 \text{ kW}}$$

C.V. Total system for which we will write the second law.

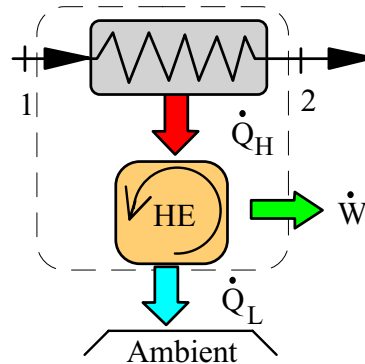
$$\text{Entropy Equation 9.8: } \dot{m} s_1 + \dot{S}_{\text{gen}} = \dot{m} s_2 + \dot{Q}_L/T_o$$

Process: Assume reversible $\dot{S}_{\text{gen}} = 0$, and $P = C$ for air

$$\begin{aligned} \dot{Q}_L &= T_o \dot{m} (s_1 - s_2) = 298 \text{ K} \frac{5 \text{ kg}}{60 \text{ s}} (8.61209 - 7.38692) \frac{\text{kJ}}{\text{kg K}} \\ &= 30.425 \text{ kW} \end{aligned}$$

Energy equation for the heat engine gives the work as

$$\dot{W} = \dot{Q}_H - \dot{Q}_L = 94.37 - 30.425 = \mathbf{63.9 \text{ kW}}$$



Irreversibility**10.36**

Calculate the irreversibility for the condenser in Problem 9.53 assuming an ambient temperature at 17°C.

Solution:

C.V. Condenser. Steady state with no shaft work term.

$$\text{Energy Equation 6.12: } \dot{m} h_i + \dot{Q} = \dot{m} h_e$$

$$\text{Entropy Equation 9.8: } \dot{m} s_i + \dot{Q}/T + \dot{S}_{\text{gen}} = \dot{m} s_e$$

Properties are from Table B.1.2

$$h_i = 225.91 + 0.9 \times 2373.14 = 2361.74 \text{ kJ/kg}, \quad h_e = 225.91 \text{ kJ/kg}$$

$$s_i = 0.7548 + 0.9 \times 7.2536 = 7.283 \text{ kJ/kg K}, \quad s_e = 0.7548 \text{ kJ/kg K}$$

From the energy equation

$$\dot{Q}_{\text{out}} = -\dot{Q} = \dot{m} (h_i - h_e) = 5(2361.74 - 225.91) = 10679 \text{ kW}$$

From the entropy equation

$$\begin{aligned} \dot{S}_{\text{gen}} &= \dot{m} (s_e - s_i) + \dot{Q}_{\text{out}}/T = 5(0.7548 - 7.283) + 10679/(273 + 17) \\ &= -35.376 + 36.824 = 1.448 \text{ kW/K} \end{aligned}$$

From Eq.10.11 times \dot{m} ,

$$\dot{I} = T_o \dot{S}_{\text{gen}} = 290 \times 1.448 = \mathbf{419.9 \text{ kW}}$$

10.37

A constant pressure piston/cylinder contains 2 kg of water at 5 MPa and 100°C. Heat is added from a reservoir at 700°C to the water until it reaches 700°C. We want to find the total irreversibility in the process.

Solution:

C.V. Piston cylinder out to the reservoir (incl. the walls).

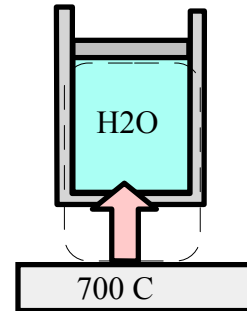
$$\text{Energy Eq.: } m(u_2 - u_1) = {}_1Q_2 - {}_1W_2$$

$$\text{Entropy Eq.: } m(s_2 - s_1) = {}_1Q_2/T_{\text{res}} + {}_1S_{2 \text{ gen}}$$

$$\text{State 1: } h_1 = 422.71 \text{ kJ/kg, } s_1 = 1.303 \text{ kJ/kg K}$$

$$\text{State 2: } h_2 = 3900.13 \text{ kJ/kg, } s_2 = 7.5122 \text{ kJ/kg K}$$

$$\text{Process: } P = C \Rightarrow {}_1W_2 = P(V_2 - V_1)$$



From the energy equation we get

$${}_1Q_2 = m(u_2 - u_1) + {}_1W_2 = m(h_2 - h_1) = 2(3900.13 - 422.71) = 6954.8 \text{ kJ}$$

From the entropy equation we get

$${}_1S_{2 \text{ gen}} = m(s_2 - s_1) - \frac{{}_1Q_2}{T_{\text{res}}} = 2(7.5122 - 1.303) - \frac{6954.8}{273 + 700} = 5.2717 \frac{\text{kJ}}{\text{K}}$$

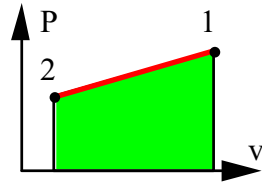
Now the irreversibility is from Eq. 10.19

$${}_1I_2 = m {}_1i_2 = T_o {}_1S_{2 \text{ gen}} = 298.15 \text{ K} \times 5.2717 \frac{\text{kJ}}{\text{K}} = \mathbf{1572 \text{ kJ}}$$

10.38

Calculate the reversible work and irreversibility for the process described in Problem 5.97, assuming that the heat transfer is with the surroundings at 20°C.

Solution:



Linear spring gives

$${}_1W_2 = \int Pdv = \frac{1}{2}(P_1 + P_2)(V_2 - V_1)$$

$${}_1Q_2 = m(u_2 - u_1) + {}_1W_2$$

Equation of state: $PV = mRT$

$$\text{State 1: } V_1 = mRT_1/P_1 = 2 \times 0.1889 \times 673.15 / 500 = 0.5087 \text{ m}^3$$

$$\text{State 2: } V_2 = mRT_2/P_2 = 2 \times 0.1889 \times 313.15 / 300 = 0.3944 \text{ m}^3$$

$${}_1W_2 = \frac{1}{2}(500 + 300)(0.3944 - 0.5087) = -45.72 \text{ kJ}$$

From Figure 5.11: $C_p(T_{\text{avg}}) = 5.25 R = 0.99 \Rightarrow C_v = 0.803 = C_p - R$

For comparison the value from Table A.5 at 300 K is $C_v = 0.653 \text{ kJ/kg K}$

$${}_1Q_2 = mC_v(T_2 - T_1) + {}_1W_2 = 2 \times 0.803(40 - 400) - 45.72 = -623.9 \text{ kJ}$$

$${}_1W_2^{\text{rev}} = T_o(S_2 - S_1) - (U_2 - U_1) + {}_1Q_2 (1 - T_o/T_H)$$

$$= T_o m(s_2 - s_1) + {}_1W_2^{\text{ac}} - {}_1Q_2 T_o/T_o$$

$$= T_o m[C_p \ln(T_2 / T_1) - R \ln(P_2 / P_1)] + {}_1W_2^{\text{ac}} - {}_1Q_2$$

$$= 293.15 \times 2 [0.99 \ln(313/673) - 0.1889 \ln(300/500)] - 45.72 + 623.9$$

$$= -387.8 - 45.72 + 623.9 = \mathbf{190.4 \text{ kJ}}$$

$${}_1I_2 = {}_1W_2^{\text{rev}} - {}_1W_2^{\text{ac}} = 190.4 - (-45.72) = \mathbf{236.1 \text{ kJ}}$$

10.39

A supply of steam at 100 kPa, 150°C is needed in a hospital for cleaning purposes at a rate of 15 kg/s. A supply of steam at 150 kPa, 250°C is available from a boiler and tap water at 100 kPa, 15°C is also available. The two sources are then mixed in a mixing chamber to generate the desired state as output. Determine the rate of irreversibility of the mixing process.

C.V. Mixing chamber, Steady flow

$$\text{Continuity Eq.: } \dot{m}_1 + \dot{m}_2 = \dot{m}_3$$

$$\text{Energy Eq.: } \dot{m}_1 h_1 + \dot{m}_2 h_2 = \dot{m}_3 h_3$$

$$\text{Entropy Eq.: } \dot{m}_1 s_1 + \dot{m}_2 s_2 + \dot{S}_{\text{gen}} = \dot{m}_3 s_3$$

Table properties

$$\text{B.1.1: } h_1 = 62.99 \text{ kJ/kg, } s_1 = 0.2245 \text{ kJ/kg K}$$

$$\text{B.1.3: } h_2 = 2972.7 \text{ kJ/kg, } s_2 = 7.8437 \text{ kJ/kg K}$$

$$\text{B.1.3: } h_3 = 2776.4 \text{ kJ/kg, } s_3 = 7.6133 \text{ kJ/kg K}$$

From the energy equation we get

$$\dot{m}_2 / \dot{m}_3 = (h_3 - h_1) / (h_2 - h_1) = \frac{2776.4 - 62.99}{2972.7 - 62.99} = 0.9325$$

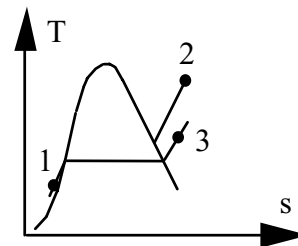
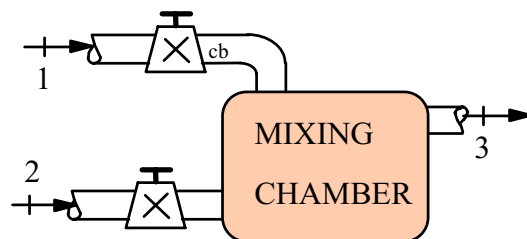
$$\dot{m}_2 = 13.988 \text{ kg/s, } \dot{m}_1 = 1.012 \text{ kg/s}$$

From the entropy equation we get

$$\dot{I} = T_0 \dot{S}_{\text{gen}} = T_0 (\dot{m}_3 s_3 - \dot{m}_1 s_1 - \dot{m}_2 s_2)$$

$$= 298.15 \times (15 \times 7.6133 - 1.012 \times 0.2245 - 13.988 \times 7.8437)$$

$$= \mathbf{1269 \text{ kW}}$$



10.40

The throttle process in Example 6.5 is an irreversible process. Find the reversible work and irreversibility assuming an ambient temperature at 25°C.

Solution:

C.V. Throttle. Steady state, adiabatic $q = 0$ and no shaft work $w = 0$.

Inlet state: B.2.1 $h_i = 346.8 \text{ kJ/kg}$; $s_i = 1.2792 \text{ kJ/kg K}$

Energy Eq.6.13: $h_e = h_i$

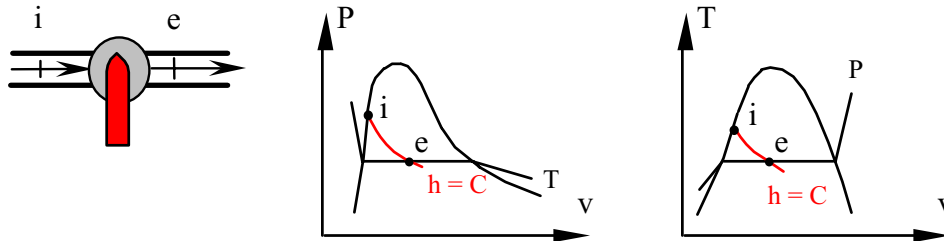
Exit state: B.2.1 $P = 291 \text{ kPa}$, $h_e = h_i$ which is two-phase

$$s_e = s_f + x s_{fg} = 0.5408 + 0.1638 \times 4.9265 = 1.3478 \text{ kJ/kg K}$$

The reversible work is the difference in availability also equal to the expression in Eq.10.9 or 10.36 and 10.37

$$\begin{aligned} w^{\text{rev}} &= \psi_i - \psi_e = (h_i - T_0 s_i) - (h_e - T_0 s_e) = (h_i - h_e) + T_0 (s_e - s_i) \\ &= 0 + 298.15 (1.2792 - 1.3478) = \mathbf{20.45 \text{ kJ/kg}} \end{aligned}$$

$$i = w^{\text{rev}} - w = 20.45 - 0 = \mathbf{20.45 \text{ kJ/kg}}$$



10.41

Two flows of air both at 200 kPa of equal flow rates mix in an insulated mixing chamber. One flow is at 1500 K and the other is at 300 K. Find the irreversibility in the process per kilogram of air flowing out.

C.V. Mixing chamber

$$\text{Continuity Eq.:} \quad \dot{m}_1 + \dot{m}_2 = \dot{m}_3 = 2 \dot{m}_1$$

$$\text{Energy Eq.:} \quad \dot{m}_1 h_1 + \dot{m}_1 h_2 = 2 \dot{m}_1 h_3$$

$$\text{Entropy Eq.:} \quad \dot{m}_1 s_1 + \dot{m}_1 s_2 + \dot{S}_{\text{gen}} = 2 \dot{m}_1 s_3$$

Properties from Table A.7

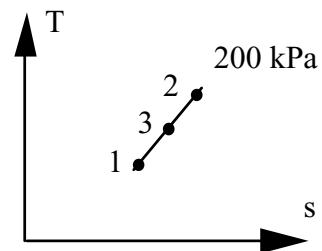
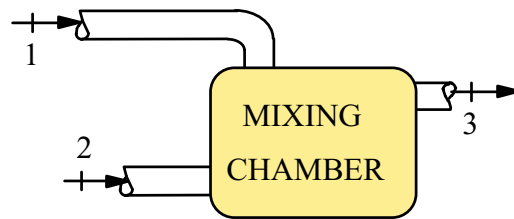
$$h_3 = (h_1 + h_2)/2 = (300.473 + 1635.8)/2 = 968.14 \text{ kJ/kg}$$

$$\Rightarrow s_{T3}^{\circ} = 8.0474 \text{ kJ/kg K}$$

From the entropy equation

$$\begin{aligned} \dot{S}_{\text{gen}}/2\dot{m}_1 &= s_3 - (s_1 + s_2)/2 = 8.0474 - (6.86926 + 8.61208)/2 \\ &= 0.30673 \text{ kJ/kg K} \end{aligned}$$

$$i = \dot{i}/2\dot{m}_1 = T \dot{S}_{\text{gen}}/2\dot{m}_1 = 298.15 \times 0.30673 = \mathbf{91.45 \text{ kJ/kg}}$$



10.42

Fresh water can be produced from saltwater by evaporation and subsequent condensation. An example is shown in Fig. P10.42, where 150-kg/s saltwater, state 1, comes from the condenser in a large power plant. The water is throttled to the saturated pressure in the flash evaporator and the vapor, state 2, is then condensed by cooling with sea water. As the evaporation takes place below atmospheric pressure, pumps must bring the liquid water flows back up to P_0 . Assume that the saltwater has the same properties as pure water, the ambient is at 20°C and that there are no external heat transfers. With the states as shown in the table below find the irreversibility in the throttling valve and in the condenser.

State	1	2	3	4	5	6	7	8
T [°C]	30	25	25	--	23	--	17	20
h [kJ/kg]	125.77	2547.2			96.5		71.37	83.96
s [kJ/kg K]	0.4369	8.558			0.3392		0.2535	0.2966

$$\text{C.V. Valve. } P_2 = P_{\text{sat}}(T_2 = T_3) = 3.169 \text{ kPa}$$

$$\text{Continuity Eq.: } \dot{m}_1 = \dot{m}_{\text{ex}} = \dot{m}_2 + \dot{m}_3$$

$$\text{Energy Eq.: } h_1 = h_e ; \quad \text{Entropy Eq.: } s_1 + s_{\text{gen}} = s_e$$

$$h_e = h_1 \Rightarrow x_e = (125.77 - 104.87)/2442.3 = 0.008558$$

$$\Rightarrow s_e = 0.3673 + 0.008558 \times 8.1905 = 0.4374 \text{ kJ/kg K}$$

$$\dot{m}_2 = (1 - x_e)\dot{m}_1 = 148.716 \text{ kg/s}$$

$$s_{\text{gen}} = s_e - s_1 = 0.4374 - 0.4369 = 0.000494 \text{ kJ/kg K}$$

$$\dot{I} = \dot{m}T_0s_{\text{gen}} = 150 \times 293.15 \times 0.000494 = \mathbf{21.72 \text{ kW}}$$

C.V. Condenser.

$$\text{Energy Eq.: } \dot{m}_2h_2 + \dot{m}_7h_7 = \dot{m}_2h_5 + \dot{m}_7h_8 \Rightarrow$$

$$\dot{m}_7 = \dot{m}_2 \times (h_2 - h_5)/(h_8 - h_7) = 148.716 \times \frac{2547.2 - 96.5}{83.96 - 71.37} = 28\,948 \frac{\text{kg}}{\text{s}}$$

$$\text{Entropy Eq.: } \dot{m}_2s_2 + \dot{m}_7s_7 + \dot{S}_{\text{gen}} = \dot{m}_2s_5 + \dot{m}_7s_8$$

$$\dot{I} = T_0\dot{S}_{\text{gen}} = T_0 [\dot{m}_2(s_5 - s_2) + \dot{m}_7(s_8 - s_7)]$$

$$= 293.15[148.716(0.3392 - 8.558) + 28948(0.2966 - 0.2535)]$$

$$= 293.15 \times 25.392 = \mathbf{7444 \text{ kW}}$$

10.43

Calculate the irreversibility for the process described in Problem 6.133, assuming that heat transfer is with the surroundings at 17°C.

Solution:

C.V. Cylinder volume out to $T_0 = 17^\circ\text{C}$.

$$\text{Continuity Eq.6.15: } m_2 - m_1 = m_{\text{in}}$$

$$\text{Energy Eq.6.16: } m_2 u_2 - m_1 u_1 = m_{\text{in}} h_{\text{line}} + {}_1Q_2 - {}_1W_2$$

$$\text{Entropy Eq.9.12: } m_2 s_2 - m_1 s_1 = m_i s_i + {}_1Q_2 / T_0 + {}_1S_2_{\text{gen}}$$

Process: P_1 is constant to stops, then constant V to state 2 at P_2

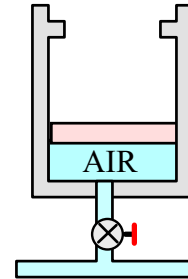
$$\text{State 1: } P_1, T_1 \quad m_1 = \frac{P_1 V}{RT_1} = \frac{300 \times 0.25}{0.287 \times 290.2} = 0.90 \text{ kg}$$

State 2:

Open to $P_2 = 400 \text{ kPa}$, $T_2 = 350 \text{ K}$

$$m_2 = \frac{400 \times 1}{0.287 \times 350} = 3.982 \text{ kg}$$

$$m_i = 3.982 - 0.90 = 3.082 \text{ kg}$$



Only work while constant P

$${}_1W_2 = P_1(V_2 - V_1) = 300(1 - 0.25) = 225 \text{ kJ}$$

Energy eq.:

$$\begin{aligned} {}_1Q_2 &= m_2 u_2 - m_1 u_1 + {}_1W_2 - m_i h_i \\ &= 3.982 \times 0.717 \times 350 - 0.90 \times 0.717 \times 290.2 + 225 \\ &\quad - 3.082 \times 1.004 \times 600 = -819.2 \text{ kJ} \end{aligned}$$

Entropy eq. gives

$$\begin{aligned} T_0 {}_1S_2_{\text{gen}} &= I = T_0 [m_1 (s_2 - s_1) + m_i (s_2 - s_i)] - {}_1Q_2 \\ &= 290.15 [0.9(C_p \ln \frac{350}{290} - R \ln \frac{400}{300}) + 3.082(C_p \ln \frac{350}{600} - R \ln \frac{400}{500})] \\ &\quad - (-819.2 \text{ kJ}) \\ &= 290.15 (0.0956 - 1.4705) + 819.2 \\ &= \mathbf{420.3 \text{ kJ}} \end{aligned}$$

10.44

A 2-kg piece of iron is heated from room temperature 25°C to 400°C by a heat source at 600°C. What is the irreversibility in the process?

Solution:

C.V. Iron out to 600°C source, which is a control mass.

$$\text{Energy Eq.:} \quad m_{\text{Fe}}(u_2 - u_1) = {}_1Q_2 - {}_1W_2$$

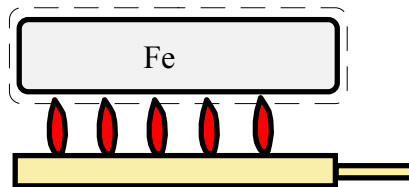
$$\text{Entropy Eq.:} \quad m_{\text{Fe}}(s_2 - s_1) = {}_1Q_2/T_{\text{res}} + {}_1S_2_{\text{gen}}$$

$$\text{Process: Constant pressure} \quad \Rightarrow \quad {}_1W_2 = Pm_{\text{Fe}}(v_2 - v_1)$$

$$\Rightarrow {}_1Q_2 = m_{\text{Fe}}(h_2 - h_1) = m_{\text{Fe}}C(T_2 - T_1) = 2 \times 0.42 \times (400 - 25) = 315 \text{ kJ}$$

$$\begin{aligned} {}_1S_2_{\text{gen}} &= m_{\text{Fe}}(s_2 - s_1) - {}_1Q_2/T_{\text{res}} = m_{\text{Fe}}C \ln(T_2/T_1) - {}_1Q_2/T_{\text{res}} \\ &= 2 \times 0.42 \times \ln \frac{673.15}{298.15} - \frac{315}{873.15} = 0.3233 \text{ kJ/K} \end{aligned}$$

$${}_1I_2 = T_0 ({}_1S_2_{\text{gen}}) = 298.15 \times 0.3233 = \mathbf{96.4 \text{ kJ}}$$



A real flame may be more than 600°C, but a little away from it where the gas has mixed with some air it may be 600°C.

10.45

Air enters the turbocharger compressor (see Fig. P10.45), of an automotive engine at 100 kPa, 30°C, and exits at 170 kPa. The air is cooled by 50°C in an intercooler before entering the engine. The isentropic efficiency of the compressor is 75%. Determine the temperature of the air entering the engine and the irreversibility of the compression-cooling process.

Solution:

a) Compressor. First ideal which is reversible adiabatic, constant s :

$$T_{2S} = T_1 \left(\frac{P_2}{P_1} \right)^{\frac{k-1}{k}} = 303.2 \left(\frac{170}{100} \right)^{0.286} = 352.9 \text{ K}$$

$$w_S = C_{p0}(T_1 - T_{2S}) = 1.004(303.2 - 352.9) = -49.9 \text{ kJ/kg}$$

Now the actual compressor

$$w = w_S/\eta_S = -49.9/0.75 = -66.5 \text{ kJ/kg} = C_p(T_1 - T_2)$$

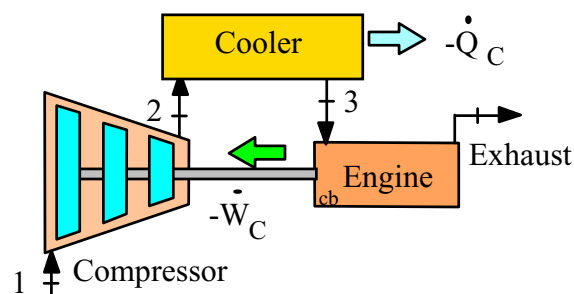
$$\Rightarrow T_2 = 369.5 \text{ K}$$

$$\begin{aligned} T_3(\text{to engine}) &= T_2 - \Delta T_{\text{INTERCOOLER}} = 369.5 - 50 \\ &= 319.5 \text{ K} = \mathbf{46.3^\circ\text{C}} \end{aligned}$$

b) Irreversibility from Eq.10.13 with rev. work from Eq.10.12, ($q = 0$ at T_H)

$$s_3 - s_1 = 1.004 \ln\left(\frac{319.4}{303.2}\right) - 0.287 \ln\left(\frac{170}{100}\right) = -0.1001 \frac{\text{kJ}}{\text{kg K}}$$

$$\begin{aligned} i &= T(s_3 - s_1) - (h_3 - h_1) - w = T(s_3 - s_1) - C_p(T_3 - T_1) - C_p(T_1 - T_2) \\ &= 303.2(-0.1001) - 1.004(-50) = \mathbf{+19.8 \text{ kJ/kg}} \end{aligned}$$



10.46

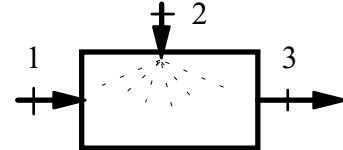
A 2-kg/s flow of steam at 1 MPa, 700°C should be brought to 500°C by spraying in liquid water at 1 MPa, 20°C in an steady flow. Find the rate of irreversibility, assuming that surroundings are at 20°C.

C.V. Mixing chamber, Steady flow. State 1 is superheated vapor in, state 2 is compressed liquid in, and state 3 is flow out. No work or heat transfer.

$$\text{Continuity Eq.6.9: } \dot{m}_3 = \dot{m}_1 + \dot{m}_2$$

$$\text{Energy Eq.6.10: } \dot{m}_3 h_3 = \dot{m}_1 h_1 + \dot{m}_2 h_2$$

$$\text{Entropy Eq.9.7: } \dot{m}_3 s_3 = \dot{m}_1 s_1 + \dot{m}_2 s_2 + \dot{S}_{\text{gen}}$$



$$\text{Table B.1.3: } h_1 = 3923.1 \text{ kJ/kg, } s_1 = 8.2731 \text{ kJ/kg K,}$$

$$h_3 = 3478.5 \text{ kJ/kg, } s_3 = 7.7622 \text{ kJ/kg K,}$$

For state 2 interpolate between, saturated liquid 20°C table B.1.1 and, compressed liquid 5 MPa, 20°C from Table B.1.4: $h_2 = 84.9$, $s_2 = 0.2964$

$$x = \dot{m}_2 / \dot{m}_1 = (h_3 - h_1) / (h_2 - h_3) = 0.13101$$

$$\Rightarrow \dot{m}_2 = 2 \times 0.131 = 0.262 \text{ kg/s ; } \dot{m}_3 = 2 + 0.262 = 2.262 \text{ kg/s}$$

$$\dot{S}_{\text{gen}} = \dot{m}_3 s_3 - \dot{m}_1 s_1 - \dot{m}_2 s_2 = 0.9342 \text{ kW/K}$$

$$\dot{I} = \dot{W}^{\text{rev}} - \dot{W}^{\text{ac}} = \dot{W}^{\text{rev}} = T_0 \dot{S}_{\text{gen}} = 293.15 \times 0.9342 = \mathbf{273.9 \text{ kW}}$$

10.47

A car air-conditioning unit has a 0.5-kg aluminum storage cylinder that is sealed with a valve and it contains 2 L of refrigerant R-134a at 500 kPa and both are at room temperature 20°C. It is now installed in a car sitting outside where the whole system cools down to ambient temperature at -10°C. What is the irreversibility of this process?

C.V. Aluminum and R-134a

$$\text{Energy Eq.:} \quad m_{\text{Al}}(u_2 - u_1)_{\text{Al}} + m_{\text{R}}(u_2 - u_1)_{\text{R}} = {}_1Q_2 - {}_1W_2 \quad ({}_1W_2 = 0)$$

$$\text{Entropy Eq.:} \quad m_{\text{Al}}(s_2 - s_1)_{\text{Al}} + m_{\text{R}}(s_2 - s_1)_{\text{R}} = {}_1Q_2/T_0 + {}_1S_2_{\text{gen}}$$

$$(u_2 - u_1)_{\text{Al}} = C_{v,\text{Al}}(T_2 - T_1) = 0.9(-10 - 20) = -27 \text{ kJ/kg}$$

$$(s_2 - s_1)_{\text{Al}} = C_{p,\text{Al}} \ln(T_2/T_1) = 0.9 \ln(263.15/293.15) = -0.09716 \text{ kJ/kg K}$$

Table B.5.2: $v_1 = 0.04226 \text{ m}^3/\text{kg}$, $u_1 = 390.5 \text{ kJ/kg}$,

$$s_1 = 1.7342 \text{ kJ/kg K}, \quad m_{\text{R134a}} = V/v_1 = 0.0473 \text{ kg}$$

$$v_2 = v_1 = 0.04226 \text{ m}^3/\text{kg} \quad \& \quad T_2 = -10^\circ\text{C} \Rightarrow x_2 = (0.04226 - 0.000755)/0.09845 = 0.4216$$

$$u_2 = 186.57 + 0.4216 \times 185.7 = 264.9 \text{ kJ/kg},$$

$$s_2 = 0.9507 + 0.4216 \times 0.7812 = 1.2801 \text{ kJ/kg K}$$

$${}_1Q_2 = 0.5 \times (-27) + 0.0473(264.9 - 390.5) = -19.44 \text{ kJ}$$

$${}_1S_2_{\text{gen}} = 0.5(-0.09716) + 0.0473(1.2801 - 1.7342) + \frac{19.44}{263.15} = 0.003815 \text{ kJ/K}$$

$${}_1I_2 = T_0 ({}_1S_2_{\text{gen}}) = 263.15 \times 0.003815 = \mathbf{1.0 \text{ kJ}}$$



10.48

The high-temperature heat source for a cyclic heat engine is a steady flow heat exchanger where R-134a enters at 80°C, saturated vapor, and exits at 80°C, saturated liquid at a flow rate of 5 kg/s. Heat is rejected from the heat engine to a steady flow heat exchanger where air enters at 150 kPa and ambient temperature 20°C, and exits at 125 kPa, 70°C. The rate of irreversibility for the overall process is 175 kW. Calculate the mass flow rate of the air and the thermal efficiency of the heat engine.

C.V. R-134a Heat Exchanger,

$$\dot{m}_{R134a} = 5 \text{ kg/s, Table B.5.1}$$

Inlet: $T_1 = 80^\circ\text{C}$, sat. vapor $x_1 = 1.0$,

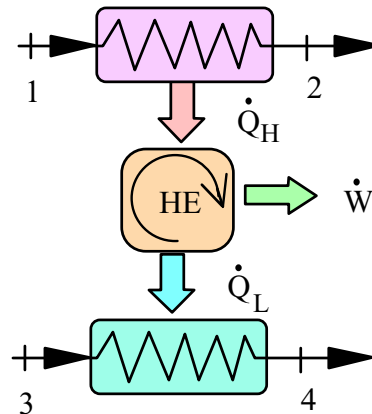
$$h_1 = h_g = 429.189 \text{ kJ/kg,}$$

$$s_1 = s_g = 1.6862 \text{ kJ/kg-K}$$

Exit: $T_2 = 80^\circ\text{C}$, sat. liquid $x_2 = 0.0$

$$h_2 = h_f = 322.794 \text{ kJ/kg,}$$

$$s_2 = s_f = 1.3849 \text{ kJ/kg-K}$$



C.V. Air Heat Exchanger, $C_p = 1.004 \text{ kJ/kg-K}$, $R = 0.287 \text{ kJ/kg-K}$

Inlet: $T_3 = 20^\circ\text{C}$, $P_3 = 150 \text{ kPa}$ Exit: $T_4 = 70^\circ\text{C}$, $P_4 = 125 \text{ kPa}$

$$s_4 - s_3 = C_p \ln\left(\frac{T_4}{T_3}\right) - R \ln\left(\frac{P_4}{P_3}\right) = 0.2103 \text{ kJ/kg-K}$$

2nd Law for the total system as control volume (since we know \dot{I}):

$$\dot{I} = T_o \dot{S}_{\text{net}} = \dot{m}_{R134a} (s_2 - s_1) + \dot{m}_{\text{air}} (s_4 - s_3)$$

$$\dot{m}_{\text{air}} = [\dot{I} - \dot{m}_{R134a} (s_2 - s_1)] / (s_4 - s_3) = \mathbf{10.0 \text{ kg/s}}$$

1st Law for each line: $\dot{Q} + \dot{m}h_{\text{in}} = \dot{m}h_{\text{ex}} + \dot{W}$; $\dot{W} = 0$

$$\text{R-134a: } {}_1\dot{Q}_2 = -\dot{Q}_H = \dot{m}_{R134a}(h_2 - h_1) = -532 \text{ kW}$$

$$\text{Air: } {}_3\dot{Q}_4 = \dot{Q}_L = \dot{m}_{\text{air}}(h_4 - h_3) = \dot{m}_{\text{air}} C_p(T_4 - T_3) = 501.8 \text{ kW}$$

Control volume heat engine

$$\dot{W}_{\text{net}} = \dot{Q}_H - \dot{Q}_L = 532 - 501.8 = 30.2 \text{ kW;}$$

$$\eta_{\text{th}} = \dot{W}_{\text{net}} / \dot{Q}_H = \mathbf{0.057, \quad \text{or } 5.7\%}$$

10.49

A rigid container with volume 200 L is divided into two equal volumes by a partition. Both sides contains nitrogen, one side is at 2 MPa, 300°C, and the other at 1 MPa, 50°C. The partition ruptures, and the nitrogen comes to a uniform state at 100°C. Assuming the surroundings are at 25°C find the actual heat transfer and the irreversibility in the process.

Solution:

C.V. Total container

$$\text{Continuity Eq.:} \quad m_2 - m_A - m_B = 0$$

$$\text{Energy Eq.:} \quad m_A(u_2 - u_1)_A + m_B(u_2 - u_1)_B = {}_1Q_2 - {}_1W_2$$

$$\text{Entropy Eq.:} \quad m_A(s_2 - s_1)_A + m_B(s_2 - s_1)_B = {}_1Q_2/T_{\text{sur}} + {}_1S_{\text{s gen}}$$

$$\text{Process:} \quad V = C \Rightarrow {}_1W_2 = 0$$

From the initial state we get the mass as

$$\begin{aligned} m_2 = m_A + m_B &= \frac{P_{A1}V_A}{RT_{A1}} + \frac{P_{B1}V_B}{RT_{B1}} \\ &= \frac{2000 \times 0.1}{0.2968 \times 573.15} + \frac{1000 \times 0.1}{0.2968 \times 323.15} = 1.176 + 1.043 = 2.219 \text{ kg} \end{aligned}$$

$$P_2 = m_2RT_2/V_{\text{tot}} = 2.219 \times 0.2968 \times 373.15/0.2 = 1228.8 \text{ kPa}$$

From the energy equation we get the heat transfer as the change in U

$$\begin{aligned} {}_1Q_2 &= m_A C_v (T_2 - T_1)_A + m_B C_v (T_2 - T_1)_B \\ &= 1.176 \times 0.745 \times (100 - 300) + 1.043 \times 0.745 \times (100 - 50) \\ &= \mathbf{-136.4 \text{ kJ}} \end{aligned}$$

The entropy changes are found from Eq.8.25

$$(s_2 - s_1)_A = 1.042 \times \ln \frac{373.15}{573.15} - 0.2968 \times \ln \frac{1228.8}{2000} = -0.09356 \text{ kJ/kg K}$$

$$(s_2 - s_1)_B = 1.042 \times \ln \frac{373.15}{323.15} - 0.2968 \times \ln \frac{1228.8}{1000} = 0.0887 \text{ kJ/kg K}$$

The entropy generation follows from the entropy equation

$${}_1S_{2,\text{gen}} = 1.176 \times (-0.09356) + 1.043 \times 0.0887 + 136.4/298.15 = 0.4396 \text{ kJ/K}$$

Now the irreversibility comes from Eq. 10.19

$${}_1I_2 = T_0 \times {}_1S_{2,\text{gen}} = \mathbf{131.08 \text{ kJ}}$$

10.50

A rock bed consists of 6000 kg granite and is at 70°C. A small house with lumped mass of 12000 kg wood and 1000 kg iron is at 15°C. They are now brought to a uniform final temperature by circulating water between the rock bed and the house. Find the final temperature and the irreversibility of the process, assuming an ambient at 15°C.

C.V. Total Rockbed and house. No work, no Q irreversible process.

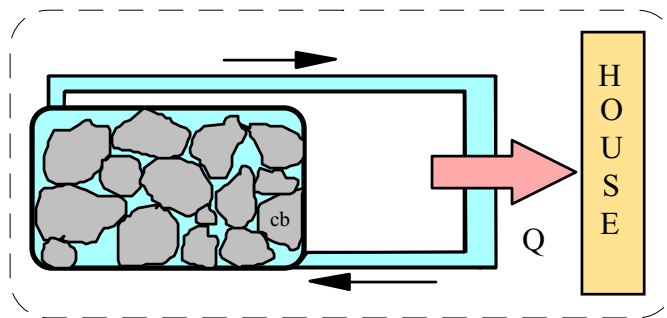
$$\text{Energy Eq.: } (mC)_{\text{rock}}(T_2 - 70) + (mC_{\text{wood}} + mC_{\text{Fe}})(T_2 - 15) = 0$$

$$T_2 = \mathbf{29.0^\circ\text{C} = 302.2\text{ K}}$$

$$\text{Entropy Eq.: } S_2 - S_1 = \sum m_i(s_2 - s_1)_i = 0 + S_{\text{gen}}$$

$$S_{\text{gen}} = \sum m_i(s_2 - s_1)_i = 5340 \ln \frac{302.2}{343.15} + 15580 \ln \frac{302.2}{288.15} = 63.13 \text{ kJ/K}$$

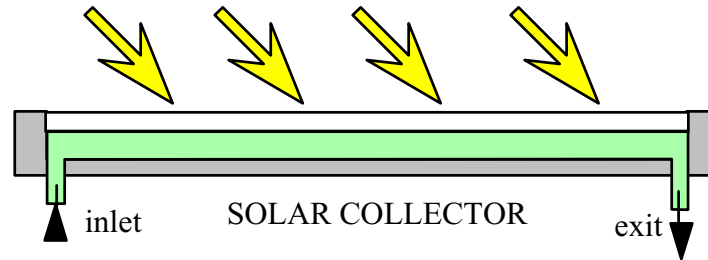
$${}_1I_2 = (T_0)_1 S_{2,\text{gen}} = 288.15 \times 63.13 = \mathbf{18191 \text{ kJ}}$$



Availability (exergy)**10.51**

A steady stream of R-22 at ambient temperature, 10°C, and at 750 kPa enters a solar collector. The stream exits at 80°C, 700 kPa. Calculate the change in availability of the R-22 between these two states.

Solution:



Inlet (T,P) Table B.4.1 (liquid): $h_i = 56.46 \text{ kJ/kg}$, $s_i = 0.2173 \text{ kJ/kg K}$

Exit (T,P) Table B.4.2 (sup. vap.): $h_e = 305.91 \text{ kJ/kg}$, $s_e = 1.0761 \text{ kJ/kg K}$

From Eq.10.24 or 10.37

$$\begin{aligned} \Delta\psi_{ie} = \psi_e - \psi_i &= (h_e - h_i) - T_0(s_e - s_i) = (305.912 - 56.463) \\ &\quad - 283.2(1.0761 - 0.2173) = \mathbf{6.237 \text{ kJ/kg}} \end{aligned}$$

10.52

Consider the springtime melting of ice in the mountains, which gives cold water running in a river at 2°C while the air temperature is 20°C. What is the availability of the water relative to the temperature of the ambient?

Solution:

$$\psi = h_1 - h_0 - T_0(s_1 - s_0) \quad \text{flow availability from Eq.10.24}$$

Approximate both states as saturated liquid from Table B.1.1

$$\psi = 8.392 - 83.96 - 293.15(0.03044 - 0.2966) = \mathbf{2.457 \text{ kJ/kg}}$$

Why is it positive? As the water is brought to 20°C it can be heated with q_L from a heat engine using q_H from atmosphere $T_H = T_0$ thus giving out work.

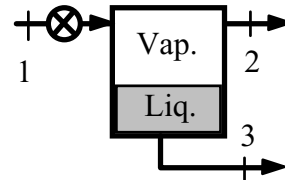


10.53

A geothermal source provides 10 kg/s of hot water at 500 kPa, 150°C flowing into a flash evaporator that separates vapor and liquid at 200 kPa. Find the three fluxes of availability (inlet and two outlets) and the irreversibility rate.

C.V. Flash evaporator chamber. Steady flow with no work or heat transfer.

$$\begin{aligned} \text{Cont. Eq.:} \quad & \dot{m}_1 = \dot{m}_2 + \dot{m}_3 ; \\ \text{Energy Eq.:} \quad & \dot{m}_1 h_1 = \dot{m}_2 h_2 + \dot{m}_3 h_3 \\ \text{Entropy Eq.:} \quad & \dot{m}_1 s_1 + \dot{S}_{\text{gen}} = \dot{m}_2 s_2 + \dot{m}_3 s_3 \end{aligned}$$



$$\text{B.1.1:} \quad h_0 = 104.87, \quad s_0 = 0.3673, \quad h_1 = 632.18, \quad s_1 = 1.8417$$

$$\text{B.1.2:} \quad h_2 = 2706.63, \quad s_2 = 7.1271, \quad h_3 = 504.68, \quad s_3 = 1.530$$

$$h_1 = x h_2 + (1 - x) h_3 \Rightarrow x = \dot{m}_2 / \dot{m}_1 = \frac{h_1 - h_3}{h_2 - h_3} = 0.0579$$

$$\dot{m}_2 = x \dot{m}_1 = 0.579 \text{ kg/s} \quad \dot{m}_3 = (1-x) \dot{m}_1 = 9.421 \text{ kg/s}$$

$$\dot{S}_{\text{gen}} = 0.579 \times 7.1271 + 9.421 \times 1.53 - 10 \times 1.8417 = 0.124 \text{ kW/K}$$

$$\text{Flow availability Eq. 10.22: } \psi = (h - T_0 s) - (h_0 - T_0 s_0) = h - h_0 - T_0 (s - s_0)$$

$$\psi_1 = 632.18 - 104.87 - 298.15 (1.8417 - 0.3673) = 87.72 \text{ kJ/kg}$$

$$\psi_2 = 2706.63 - 104.87 - 298.15 (7.1271 - 0.3673) = 586.33 \text{ kJ/kg}$$

$$\psi_3 = 504.68 - 104.87 - 298.15 (1.53 - 0.3673) = 53.15 \text{ kJ/kg}$$

$$\dot{m}_1 \psi_1 = \mathbf{877.2 \text{ kW}} \quad \dot{m}_2 \psi_2 = \mathbf{339.5 \text{ kW}} \quad \dot{m}_3 \psi_3 = \mathbf{500.7 \text{ kW}}$$

$$\dot{I} = \dot{m}_1 \psi_1 - \dot{m}_2 \psi_2 - \dot{m}_3 \psi_3 = \mathbf{37 \text{ kW}}$$

10.54

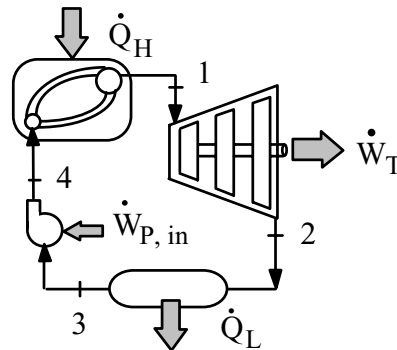
Find the availability at all 4 states in the power plant of Problem 9.42 with an ambient at 298 K.

Solution:

Flow availability from Eq.10.24 neglecting kinetic and potential energy is:

$$\psi = h - h_0 - T_0(s - s_0)$$

so we need (h,s) for all four states.



$$P_1 = P_4 = 20 \text{ MPa}, T_1 = 700 \text{ }^\circ\text{C}$$

$$h_1 = 3809.1 \text{ kJ/kg},$$

$$s_1 = 6.7993 \text{ kJ/kg K}$$

$$P_2 = P_3 = 20 \text{ kPa}, T_3 = 40 \text{ }^\circ\text{C}$$

State 3: (P, T) Comp. liquid,
take sat. liquid Table B.1.1

$$h_3 = 167.5 \text{ kJ/kg},$$

$$v_3 = 0.001008 \text{ m}^3/\text{kg}$$

C.V. Turbine.

$$\text{Entropy Eq.9.8: } s_2 = s_1 = 6.7993 \text{ kJ/kg K}$$

$$\text{Table B.1.2 } s_2 = 0.8319 + x_2 \times 7.0766 \Rightarrow x_2 = 0.8433$$

$$h_2 = 251.4 + 0.8433 \times 2358.33 = 2240.1 \text{ kJ/kg}$$

$$w_T = h_1 - h_2 = 3809.1 - 2240.1 = 1569 \text{ kJ/kg}$$

CV. Pump, property relation in Eq.9.13 gives work from Eq.9.18 as

$$w_P = -v_3(P_4 - P_3) = -0.001008(20000 - 20) = -20.1 \text{ kJ/kg}$$

$$h_4 = h_3 - w_P = 167.5 + 20.1 = 187.6 \text{ kJ/kg}$$

Flow availability from Eq.10.24 and notice that since turbine work and pump work are reversible they represent also change in availability.

$$\begin{aligned} \psi_1 &= h_1 - h_0 - T_0(s_1 - s_0) = 3809.1 - 104.87 - 298(6.7993 - 0.3673) \\ &= 1787.5 \text{ kJ/kg} \end{aligned}$$

$$\psi_2 = h_2 - h_0 - T_0(s_2 - s_0) = \psi_1 - w_T = 1787.5 - 1569 = 218.5 \text{ kJ/kg}$$

$$\begin{aligned} \psi_3 &= h_3 - h_0 - T_0(s_3 - s_0) = 167.5 - 104.87 - 298(0.5724 - 0.3673) \\ &= 1.51 \text{ kJ/kg} \end{aligned}$$

$$\psi_4 = h_4 - h_0 - T_0(s_4 - s_0) = \psi_3 - w_P = 1.51 + 20.1 = 21.61 \text{ kJ/kg}$$

10.55

Air flows at 1500 K, 100 kPa through a constant pressure heat exchanger giving energy to a heat engine and comes out at 500 K. What is the constant temperature the same heat transfer should be delivered at to provide the same availability?

Solution:

C.V. Heat exchanger

Continuity eq.: $\dot{m}_1 = \dot{m}_2$;

Energy Eq.6.12: $\dot{m}_1 h_1 = \dot{m}_1 h_2 + \dot{Q}_H$

Table A.7.1: $h_1 = 1635.8$ kJ/kg,

$h_2 = 503.36$ kJ/kg, $s_1 = 8.61209$ kJ/kg K

$s_2 = 7.38692$ kJ/kg K

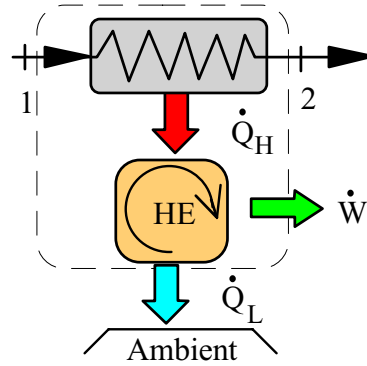
$q_{out} = h_1 - h_2 = 1635.8 - 503.36 = 1132.4$ kJ/kg

Availability from heat transfer at T: $\Delta\psi = \left(1 - \frac{T_o}{T_H}\right) q_{out} = \psi_1 - \psi_2$

Eq.10.37: $\psi_1 - \psi_2 = h_1 - h_2 - T_o (s_1 - s_2)$
 $= 1132.4 - 298.15 (8.6121 - 7.38692)$
 $= 1132.4 - 356.3 = 767.1$ kJ/kg

$1 - \frac{T_o}{T_H} = (\psi_1 - \psi_2) / q_{out} = 767.1 / 1132.4 = 0.6774$

$\frac{T_o}{T_H} = 0.3226 \Rightarrow T_H = 924$ K



10.56

Calculate the change in availability (kW) of the two flows in Problem 9.61.

Solution:

The two flows in the heat exchanger exchanges energy and thus also exergy (availability). First find state 4

Air A.7: $h_1 = 1046.22$, $h_2 = 401.3$ kJ/kg,

$$s_{T1}^o = 8.1349, \quad s_{T2}^o = 7.1593 \text{ kJ/kg K}$$

Water B.1.1: $h_3 = 83.94$ kJ/kg, $s_3 = 0.2966$ kJ/kg K

Energy Eq.6.10: $\dot{m}_{\text{AIR}}\Delta h_{\text{AIR}} = \dot{m}_{\text{H}_2\text{O}}\Delta h_{\text{H}_2\text{O}}$

$$h_4 - h_3 = (\dot{m}_{\text{AIR}}/\dot{m}_{\text{H}_2\text{O}})(h_1 - h_2) = (2/0.5)644.92 = 2579.68 \text{ kJ/kg}$$

$$h_4 = h_3 + 2579.68 = 2663.62 < h_g \quad \text{at } 200 \text{ kPa}$$

$$T_4 = T_{\text{sat}} = 120.23^\circ\text{C},$$

$$x_4 = (2663.62 - 504.68)/2201.96 = 0.9805,$$

$$s_4 = 1.53 + x_4 5.597 = 7.01786 \text{ kJ/kg K}$$

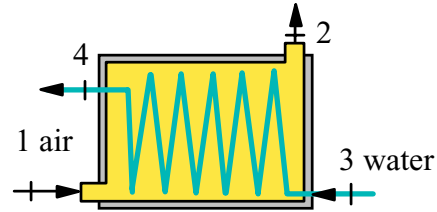
We consider each flow separately and for each flow availability is Eq.10.24, include mass flow rate as in Eq.10.36, use $T_o = 20$ C

For the air flow:

$$\begin{aligned} \dot{m}_1(\psi_1 - \psi_2) &= \dot{m}_1 [h_1 - h_2 - T_o (s_1 - s_2)] \\ &= 2 [1046.22 - 401.3 - 293.2(8.1349 - 7.1593 - 0.287 \ln \frac{125}{100})] \\ &= 2 (644.92 - 267.22) = \mathbf{755.4 \text{ kW}} \end{aligned}$$

For the water flow:

$$\begin{aligned} \dot{m}_3(\psi_4 - \psi_3) &= \dot{m}_3 [h_4 - h_3 - T_o (s_4 - s_3)] \\ &= 0.5 [2663.62 - 83.94 - 293.2(7.01786 - 0.2966)] \\ &= 0.5 [2579.68 - 1970.7] = \mathbf{304.7 \text{ kW}} \end{aligned}$$



10.57

Nitrogen flows in a pipe with velocity 300 m/s at 500 kPa, 300°C. What is its availability with respect to an ambient at 100 kPa, 20°C?

Solution:

From the availability or exergy in Eq.10.24

$$\begin{aligned}
 \psi &= h_1 - h_0 + (1/2)\mathbf{V}_1^2 - T_0(s_1 - s_0) \\
 &= C_p(T_1 - T_0) + (1/2)\mathbf{V}_1^2 - T_0 \left[C_p \ln\left(\frac{T_1}{T_0}\right) - R \ln\left(\frac{P_1}{P_0}\right) \right] \\
 &= 1.042(300 - 20) + \frac{300^2}{2000} - 293.15 \left(1.042 \ln\left(\frac{573.15}{293.15}\right) - 0.2968 \ln\left(\frac{500}{100}\right) \right) \\
 &= \mathbf{272 \text{ kJ/kg}}
 \end{aligned}$$

Notice that the high velocity does give a significant contribution.

10.58

A steady combustion of natural gas yields 0.15 kg/s of products (having approximately the same properties as air) at 1100°C, 100 kPa. The products are passed through a heat exchanger and exit at 550°C. What is the maximum theoretical power output from a cyclic heat engine operating on the heat rejected from the combustion products, assuming that the ambient temperature is 20°C?

Solution:

C.V. Heat exchanger

$$\text{Continuity eq.: } \dot{m}_i = \dot{m}_e ;$$

$$\text{Energy Eq.6.12: } \dot{m}_i h_i = \dot{m}_i h_e + \dot{Q}_H$$

$$\dot{Q}_H = \dot{m}_i C_{P0} (T_i - T_e) = 0.15 \times 1.004 (1100 - 550) = 82.83 \text{ kW}$$

We do not know the H.E efficiency, high T not constant.

C.V. Total heat exchanger plus heat engine, reversible process.

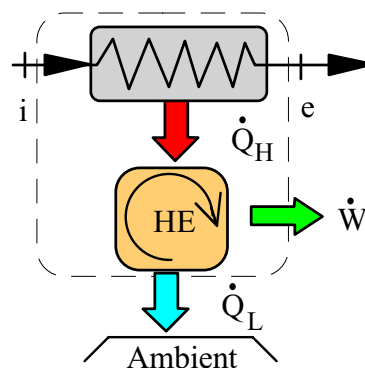
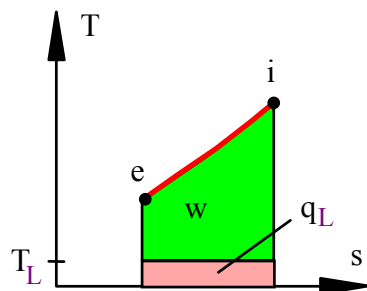
$$\text{Entropy Eq.: } \dot{m}_i s_i + 0 = \dot{m}_i s_e + \dot{Q}_L / T_L$$

$$\begin{aligned} \dot{Q}_L &= T_L \dot{m}_i (s_i - s_e) = T_L \dot{m}_i C_{P0} \ln \left(\frac{T_i}{T_e} \right) \\ &= 293.15 \times 0.15 \times 1.004 \ln \left(\frac{1373.15}{823.15} \right) = 22.57 \text{ kW} \end{aligned}$$

her we used Eq.8.25 for the change in s of the air.

Energy Eq. heat engine:

$$\dot{W}_{\text{NET}} = \dot{Q}_H - \dot{Q}_L = 82.83 - 22.57 = \mathbf{60.26 \text{ kW}}$$



10.59

Find the change in availability from inlet to exit of the condenser in Problem 9.42.

Solution:

Condenser of Prob. 9.42 has inlet equal to turbine exit.

State 2: $P_2 = 20 \text{ kPa}$; $s_2 = s_1 = 6.7993 \text{ kJ/kg K}$

$$\Rightarrow x_2 = (6.7993 - 0.8319)/7.0766 = 0.8433$$

$$h_2 = 2240.1 \text{ kJ/kg}$$

State 3: $P_2 = P_3$; $T_3 = 40^\circ\text{C}$; Compressed liquid assume sat.liq. same T

Table B.1.1 $h_3 = 167.5 \text{ kJ/kg}$; $s_3 = 0.5724 \text{ kJ/kg K}$

From Eq.10.24 or 10.37

$$\begin{aligned} \psi_3 - \psi_2 &= (h_3 - T_0 s_3) - (h_2 - T_0 s_2) \\ &= (h_3 - h_2) - T_0 (s_3 - s_2) \\ &= (167.5 - 2240.1) - 298.2(0.5724 - 6.7993) \\ &= -2072.6 + 1856.9 = \mathbf{-215.7 \text{ kJ/kg}} \end{aligned}$$

10.60

Refrigerant R-12 at 30°C, 0.75 MPa enters a steady flow device and exits at 30°C, 100 kPa. Assume the process is isothermal and reversible. Find the change in availability of the refrigerant.

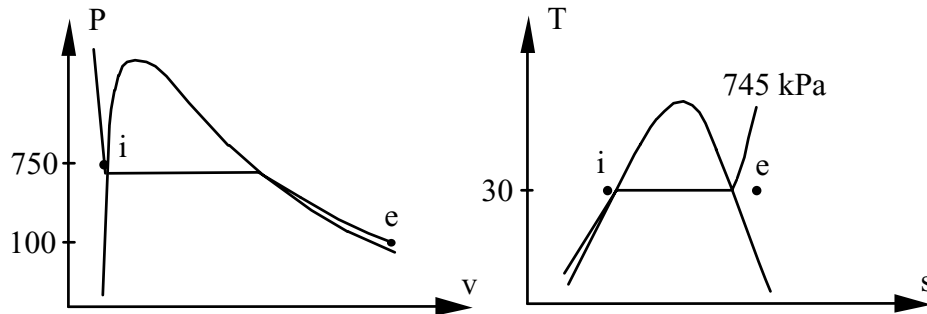
Solution:

Table B.3.1: $h_i = 64.59 \text{ kJ/kg}$, $s_i = 0.2399 \text{ kJ/kg K}$, compr. liquid.

Table B.3.2: $h_e = 210.02 \text{ kJ/kg}$, $s_e = 0.8488 \text{ kJ/kg K}$, sup. vapor

From Eq. 10.24 or 10.37

$$\begin{aligned} \Delta\psi &= h_e - h_i - T_0(s_e - s_i) = 210.02 - 64.59 - 298.15(0.8488 - 0.2399) \\ &= \mathbf{-36.1 \text{ kJ/kg}} \end{aligned}$$



Remark: Why did the availability drop? The exit state is much closer to the ambient dead state, so it lost its ability to expand and do work.

10.61

An air compressor is used to charge an initially empty 200-L tank with air up to 5 MPa. The air inlet to the compressor is at 100 kPa, 17°C and the compressor isentropic efficiency is 80%. Find the total compressor work and the change in availability of the air.

C.V. Tank + compressor Transient process with constant inlet conditions, no heat transfer.

$$\text{Continuity: } m_2 - m_1 = m_{\text{in}} \quad (m_1 = 0) \quad \text{Energy: } m_2 u_2 = m_{\text{in}} h_{\text{in}} - {}_1W_2$$

$$\text{Entropy: } m_2 s_2 = m_{\text{in}} s_{\text{in}} + {}_1S_2 \text{ gen}$$

$$\text{Reversible compressor: } {}_1S_2 \text{ GEN} = 0 \quad \Rightarrow \quad s_2 = s_{\text{in}}$$

$$\text{State 1: } v_1 = RT_1/P_1 = 0.8323 \text{ m}^3/\text{kg},$$

$$\text{State inlet, Table A.7.1: } h_{\text{in}} = 290.43 \text{ kJ/kg}, \quad s_{\text{Tin}}^{\circ} = 6.83521 \text{ kJ/kg K}$$

$$\text{Eq.8.28: } s_{\text{T2}}^{\circ} = s_{\text{Tin}}^{\circ} + R \ln \left(\frac{P_2}{P_{\text{in}}} \right) = 6.83521 + 0.287 \ln \left(\frac{5000}{100} \right) = 7.95796$$

$$\text{Table A.7.1 } \Rightarrow \quad T_{2,s} = 854.6 \text{ K}, \quad u_{2,s} = 637.25 \text{ kJ/kg}$$

$$\Rightarrow {}_1w_{2,s} = h_{\text{in}} - u_{2,s} = 290.43 - 637.25 = -346.82 \text{ kJ/kg}$$

$$\text{Actual compressor: } {}_1w_{2,AC} = {}_1w_{2,s}/\eta_c = -433.53 \text{ kJ/kg}$$

$$u_{2,AC} = h_{\text{in}} - {}_1w_{2,AC} = 290.43 - (-433.53) = 723.96 \text{ kJ/kg}$$

$$\Rightarrow T_{2,AC} = 958.5 \text{ K}, \quad s_{\text{T2 ac}}^{\circ} = 8.08655 \text{ kJ/kg K}$$

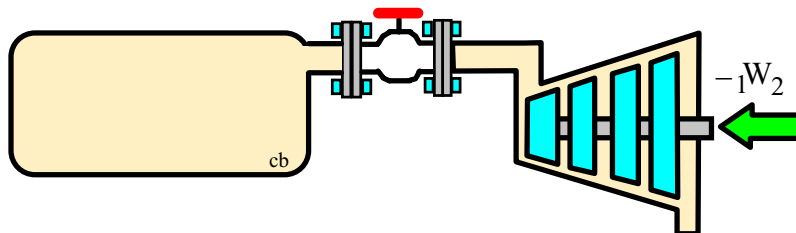
$$\text{State 2 } \boxed{u, P} \quad v_2 = RT_2/P_2 = 0.05502 \text{ m}^3/\text{kg} \quad \text{so } m_2 = V_2/v_2 = 3.635 \text{ kg}$$

$$\Rightarrow {}_1W_2 = m_2 ({}_1w_{2,AC}) = \mathbf{-1575.9 \text{ kJ}}$$

$$m_2(\phi_2 - \phi_1) = m_2[u_2 - u_1 + P_0(v_2 - v_1) - T_0(s_2 - s_1)]$$

$$= 3.635 [723.96 - 207.19 + 100(0.05502 - 0.8323) - 290[8.08655 -$$

$$6.83521 - 0.287 \ln(5000/100)] = \mathbf{1460.4 \text{ kJ}}$$



10.62

Water as saturated liquid at 200 kPa goes through a constant pressure heat exchanger as shown in Fig. P10.62. The heat input is supplied from a reversible heat pump extracting heat from the surroundings at 17°C. The water flow rate is 2 kg/min and the whole process is reversible, that is, there is no overall net entropy change. If the heat pump receives 40 kW of work find the water exit state and the increase in availability of the water.

C.V. Heat exchanger + heat pump.

$$\dot{m}_1 = \dot{m}_2 = 2 \text{ kg/min}, \quad \dot{m}_1 h_1 + \dot{Q}_0 + \dot{W}_{in} = \dot{m}_1 h_2, \quad \dot{m}_1 s_1 + \dot{Q}_0/T_0 = \dot{m}_1 s_2$$

Substitute \dot{Q}_0 into energy equation and divide by \dot{m}_1

$$h_1 - T_0 s_1 + w_{in} = h_2 - T_0 s_2$$

$$\text{LHS} = 504.7 - 290.15 \times 1.5301 + 40 \times 60/2 = 1260.7 \text{ kJ/kg}$$

$$\text{State 2: } P_2, \quad h_2 - T_0 s_2 = 1260.7 \text{ kJ/kg}$$

At sat. vap. $h_g - T_0 s_g = 638.8$ so state 2 is superheated vapor at 200 kPa.

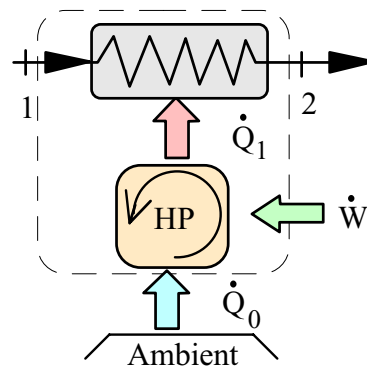
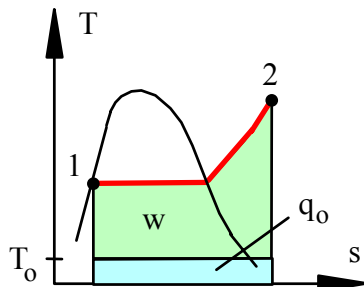
$$\text{At } 600^\circ\text{C: } h_2 - T_0 s_2 = 3703.96 - 290.15 \times 8.7769 = 1157.34 \text{ kJ/kg}$$

$$\text{At } 700^\circ\text{C: } h_2 - T_0 s_2 = 3927.66 - 290.15 \times 9.0194 = 1310.68 \text{ kJ/kg}$$

$$\text{Linear interpolation} \Rightarrow T_2 = 667^\circ\text{C}$$

$$\Delta\psi = (h_2 - T_0 s_2) - (h_1 - T_0 s_1) = w_{in} = 1200 \text{ kJ/kg}$$

$$= 1260.7 - 504.7 + 290.15 \times 1.5301 \approx 1200 \text{ kJ/kg}$$



10.63

An electric stove has one heating element at 300°C getting 500 W of electric power. It transfers 90% of the power to 1 kg water in a kettle initially at 20°C, 100 kPa, the rest 10% leaks to the room air. The water at a uniform T is brought to the boiling point. At the start of the process what is the rate of availability transfer by: a) electrical input b) from heating element and c) into the water at T_{water} .

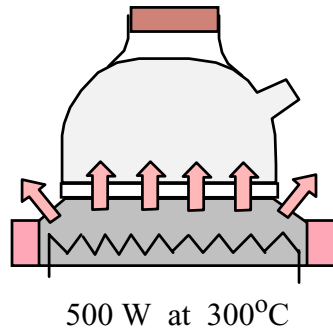
a) Work is availability $\dot{\Phi} = \dot{W} = \mathbf{500 \text{ W}}$

b) Heat transfer at 300°C is only partly availability

$$\dot{\Phi} = \left(1 - \frac{T_o}{T_H}\right) \dot{Q} = \left(1 - \frac{293.15}{273.15 + 300}\right) 500 = \mathbf{244 \text{ W}}$$

c) Water receives heat transfer at 20°C as 90% of 500 W

$$\dot{\Phi} = \left(1 - \frac{T_o}{T_{\text{water}}}\right) \dot{Q} = \left(1 - \frac{293.15}{273.15 + 20}\right) 450 = \mathbf{0 \text{ W}}$$



10.64

Calculate the availability of the water at the initial and final states of Problem 8.70, and the irreversibility of the process.

State properties

$$1: u_1 = 83.94 \text{ kJ/kg}, \quad s_1 = 0.2966 \text{ kJ/kg K}, \quad v_1 = 0.001 \text{ m}^3/\text{kg}$$

$$2: u_2 = 3124.3 \text{ kJ/kg}, \quad s_2 = 7.7621 \text{ kJ/kg K}, \quad v_2 = 0.354 \text{ m}^3/\text{kg}$$

$$0: u_0 = 104.86 \text{ kJ/kg}, \quad s_0 = 0.3673 \text{ kJ/kg K}, \quad v_0 = 0.001003 \text{ m}^3/\text{kg}$$

Process transfers: ${}_1W_2^{\text{ac}} = 203 \text{ kJ}$, ${}_1Q_2^{\text{ac}} = 3243.4 \text{ kJ}$, $T_H = 873.15 \text{ K}$

$$\phi = (u - T_0s) - (u_0 - T_0s_0) + P_0(v - v_0)$$

$$\phi_1 = (83.94 - 298.15 \times 0.2966) - (104.86 - 298.15 \times 0.3673)$$

$$+ 100 (0.001002 - 0.001003) = 0.159 \text{ kJ/kg}$$

$$\phi_2 = (3124.3 - 298.15 \times 7.7621) - (104.86 - 298.15 \times 0.3673)$$

$$+ 100 (0.35411 - 0.001003) = 850 \text{ kJ/kg}$$

$${}_1I_2 = m(\phi_1 - \phi_2) + [1 - (T_0/T_H)]{}_1Q_2^{\text{ac}} - {}_1W_2^{\text{ac}} + P_0(V_2 - V_1)$$

$$= -849.84 + \left(1 - \frac{298.15}{873.15}\right) 3243.4 - 203 + 100 (0.3541 - 0.001)$$

$$= -849.84 + 2135.9 - 203 + 35.31 = \mathbf{1118. \text{ kJ}}$$

$$[(S_{\text{gen}} = 3.75 \text{ kJ/K} \quad T_0S_{\text{gen}} = 1118 \text{ kJ} \quad \text{so OK}]$$

10.65

A 10-kg iron disk brake on a car is initially at 10°C. Suddenly the brake pad hangs up, increasing the brake temperature by friction to 110°C while the car maintains constant speed. Find the change in availability of the disk and the energy depletion of the car's gas tank due to this process alone. Assume that the engine has a thermal efficiency of 35%.

Solution:

All the friction work is turned into internal energy of the disk brake.

$$\text{Energy eq.:} \quad m(u_2 - u_1) = {}_1Q_2 - {}_1W_2 \Rightarrow {}_1Q_2 = m_{\text{Fe}} C_{\text{Fe}}(T_2 - T_1)$$

$${}_1Q_2 = 10 \times 0.45 \times (110 - 10) = 450 \text{ kJ}$$

Neglect the work to the surroundings at P_0 , so change in availability is from Eq.10.27

$$\Delta\phi = m(u_2 - u_1) - T_0 m(s_2 - s_1)$$

Change in s for a solid, Eq.8.20

$$m(s_2 - s_1) = mC \ln(T_2/T_1) = 10 \times 0.45 \times \ln\left(\frac{383.15}{283.15}\right) = 1.361 \text{ kJ/K}$$

$$\Delta\phi = 450 - 283.15 \times 1.361 = \mathbf{64.63 \text{ kJ}}$$

$$W_{\text{engine}} = \eta_{\text{th}} Q_{\text{gas}} = {}_1Q_2 = \text{Friction work}$$

$$Q_{\text{gas}} = {}_1Q_2 / \eta_{\text{th}} = 450 / 0.35 = \mathbf{1285.7 \text{ kJ}}$$

10.66

A 1 kg block of copper at 350°C is quenched in a 10 kg oil bath initially at ambient temperature of 20°C. Calculate the final uniform temperature (no heat transfer to/from ambient) and the change of availability of the system (copper and oil).

Solution:

C.V. Copper and oil. $C_{\text{Co}} = 0.42 \text{ kJ/kg K}$, $C_{\text{oil}} = 1.8 \text{ kJ/kg K}$

$$m_2 u_2 - m_1 u_1 = {}_1Q_2 - {}_1W_2 = 0 = m_{\text{Co}} C_{\text{Co}} (T_2 - T_1)_{\text{Co}} + (mC)_{\text{oil}} (T_2 - T_1)_{\text{oil}}$$

$$1 \times 0.42 (T_2 - 350) + 10 \times 1.8 (T_2 - 20) = 0$$

$$18.42 T_2 = 507 \quad \Rightarrow \quad T = 27.5^\circ\text{C} = 300.65 \text{ K}$$

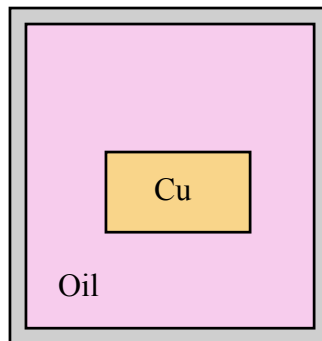
For each mass copper and oil, we neglect work term ($v = C$) so Eq.10.22 is

$$(\phi_2 - \phi_1) = u_2 - u_1 - T_0 (s_2 - s_1) = mC [(T_2 - T_1) - T_0 \ln (T_2 / T_1)]$$

$$m_{\text{Cu}} (\phi_2 - \phi_1)_{\text{Cu}} + m_{\text{oil}} (\phi_2 - \phi_1)_{\text{oil}} =$$

$$= 0.42 \times [(-322.5) - 293.15 \ln \frac{300.65}{623.15}] + 10 \times 1.8 [7.5 - 293.15 \ln \frac{300.65}{293.15}]$$

$$= -45.713 + 1.698 = -44.0 \text{ kJ}$$



10.67

Calculate the availability of the system (aluminum plus gas) at the initial and final states of Problem 8.137, and also the process irreversibility.

$$\text{State 1: } T_1 = 200 \text{ }^\circ\text{C}, \quad v_1 = V_1/m = 0.05 / 1.1186 = 0.0447 \text{ m}^3/\text{kg}$$

$$\text{State 2: } v_2 = v_1 \times (2 / 1.5) \times (298.15 / 473.15) = 0.03756 \text{ m}^3/\text{kg}$$

The metal does not change volume, so the combined is using Eq.10.22 as

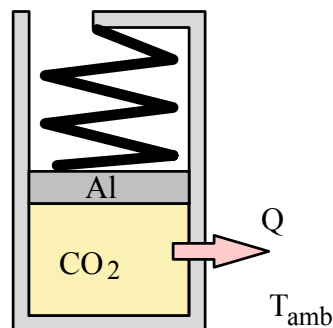
$$\begin{aligned} \phi_1 &= m_{\text{gas}}\phi_{\text{gas}} + m_{\text{Al}}\phi_{\text{Al}} \\ &= m_{\text{gas}}[u_1 - u_0 - T_0(s_1 - s_0)]_{\text{CV}} + m_{\text{gas}}P_0(v_1 - v_0) + m_{\text{Al}}[u_1 - u_0 - T_0(s_1 - s_0)]_{\text{Al}} \\ &= m_{\text{gas}}C_V(T_1 - T_0) - m_{\text{gas}}T_0 \left[C_p \ln \frac{T_1}{T_0} - R \ln \frac{P_1}{P_0} \right] + m_{\text{gas}}P_0(v_1 - v_0) \\ &\quad + m_{\text{Al}}[C(T_1 - T_0) - T_0C \ln(T_1/T_0)]_{\text{Al}} \end{aligned}$$

$$\begin{aligned} \phi_1 &= 1.1186 \left[0.653(200 - 25) - 298.15 \left(0.842 \ln \frac{473.15}{298.15} - 0.18892 \ln \frac{2000}{100} \right) \right] \\ &\quad + 100(0.0447 - 0.5633) + 4 \times 0.90 \left[200 - 25 - 298.15 \ln \frac{473.15}{298.15} \right] \\ &= 128.88 + 134.3 = 263.2 \text{ kJ} \end{aligned}$$

$$\begin{aligned} \phi_2 &= 1.1186 \left[0.653(25 - 25) - 298.15 \left(0.842 \ln \frac{298.15}{298.15} - 0.18892 \ln \frac{1500}{100} \right) \right] \\ &\quad + 100(0.03756 - 0.5633) + 4 \times 0.9 \left[25 - 25 - 298.15 \ln \frac{298.15}{298.15} \right] \\ &= 111.82 + 0 = 111.82 \text{ kJ} \end{aligned}$$

The irreversibility is as in Eq.10.28

$$\begin{aligned} {}_1I_2 &= \phi_1 - \phi_2 + [1 - (T_0/T_H)] {}_1Q_2 - {}_1W_2^{\text{AC}} + P_0m(V_2 - V_1) \\ &= 263.2 - 111.82 + 0 - (-14) + 100 \times 1.1186(0.03756 - 0.0447) = 164.58 \text{ kJ} \\ &[(S_{\text{gen}} = 0.552 \quad T_0S_{\text{gen}} = 164.58 \quad \text{so OK}] \end{aligned}$$



10.68

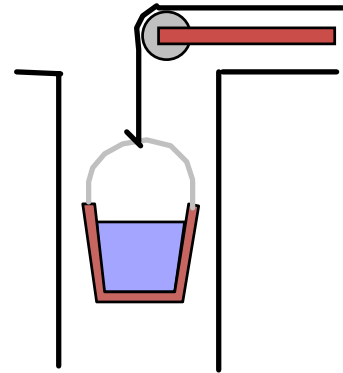
A wooden bucket (2 kg) with 10 kg hot liquid water, both at 85°C, is lowered 400 m down into a mineshaft. What is the availability of the bucket and water with respect to the surface ambient at 20°C?

C.V. Bucket and water. Both thermal availability and potential energy terms.

$v_1 \approx v_0$ for both wood and water so work to atm. is zero.

Use constant heat capacity table A.3 for wood and table B.1.1 (sat. liq.) for water.

From Eq.10.27



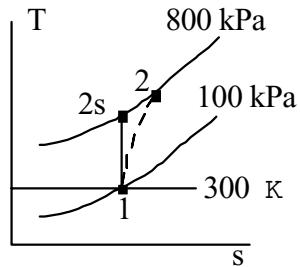
$$\begin{aligned} \phi_1 - \phi_0 &= m_{\text{wood}}[u_1 - u_0 - T_0(s_1 - s_0)] + m_{\text{H}_2\text{O}}[u_1 - u_0 - T_0(s_1 - s_0)] + m_{\text{tot}}g(z_1 - z_0) \\ &= 2[1.26(85 - 20) - 293.15 \times 1.26 \ln \frac{273.15 + 85}{293.15}] + 10[355.82 - 83.94 \\ &\quad - 293(1.1342 - 0.2966)] + 12 \times 9.807 \times (-400)/1000 \\ &= 15.85 + 263.38 - 47.07 = \mathbf{232.2 \text{ kJ}} \end{aligned}$$

Device Second-Law Efficiency

10.69

Air enters a compressor at ambient conditions, 100 kPa, 300 K, and exits at 800 kPa. If the isentropic compressor efficiency is 85%, what is the second-law efficiency of the compressor process?

Solution:



Ideal (isentropic, Eq.8.32)

$$T_{2s} = 300(8)^{0.286} = 543.8 \text{ K}$$

$$-w_s = 1.004(543.8 - 300) = 244.6 \text{ kJ/kg}$$

$$-w = \frac{-w_s}{\eta_s} = \frac{244.6}{0.85} = 287.8 \text{ kJ/kg K}$$

$$T_2 = T_1 + \frac{-w}{C_{P0}} = 300 + \frac{287.8}{1.004} = 586.8 \text{ K}$$

$$\text{Eq.8.25: } s_2 - s_1 = 1.004 \ln(586.8/300) - 0.287 \ln 8 = 0.07645$$

Availability, Eq.10.24

$$\psi_2 - \psi_1 = (h_2 - h_1) - T_0(s_2 - s_1) = 287.8 - 300(0.07645) = 264.9 \text{ kJ/kg}$$

2nd law efficiency, Eq.10.29 or 10.30 (but for a compressor):

$$\eta_{2\text{nd Law}} = \frac{\psi_2 - \psi_1}{-w} = \frac{264.9}{287.8} = \mathbf{0.92}$$

10.70

A compressor takes in saturated vapor R-134a at -20°C and delivers it at 30°C , 0.4 MPa. Assuming that the compression is adiabatic, find the isentropic efficiency and the second law efficiency.

Solution:

Table B.5 Inlet: $h_i = 386.08 \text{ kJ/kg}$, $s_i = 1.7395 \text{ kJ/kg K}$,

Actual exit: $h_{e,ac} = 423.22 \text{ kJ/kg}$, $s_{e,ac} = 1.7895 \text{ kJ/kg K}$

Ideal exit: P_e , $s_{e,s} = s_i \Rightarrow h_{e,s} = 408.51 \text{ kJ/kg}$

Isentropic compressor $w_{c,s} = h_{e,s} - h_i = 22.43 \text{ kJ/kg}$

Actual compressor $w_{c,ac} = h_{e,ac} - h_i = 37.14 \text{ kJ/kg}$

Reversible between inlet and actual exit Eq.10.9

$$-w_{c,rev} = h_i - h_{e,ac} - T_0(s_i - s_{e,ac}) = -37.14 - 298.15(1.7395 - 1.7895) = -22.23$$

$$\text{Eq.9.27: } \eta_s = (w_{c,s}/w_{c,ac}) = (22.43/37.14) = \mathbf{0.604}$$

Second law efficiency for compressor, Eq.10.32 (modified)

$$\eta_{II} = (w_{c,rev}/w_{c,ac}) = (22.23/37.14) = \mathbf{0.599}$$

10.71

A steam turbine has inlet at 4 MPa, 500°C and actual exit of 100 kPa, $x = 1.0$. Find its first law (isentropic) and its second law efficiencies.

Solution:

C.V. Steam turbine

$$\text{Energy Eq.6.13: } w = h_i - h_e$$

$$\text{Entropy Eq.9.8: } s_e = s_i + s_{\text{gen}}$$

$$\text{Inlet state: Table B.1.3 } h_i = 3445.2 \text{ kJ/kg; } s_i = 7.0900 \text{ kJ/kg K}$$

$$\text{Exit (actual) state: Table B.1.2 } h_e = 2675.5; s_e = 7.3593 \text{ kJ/kg K}$$

Actual turbine energy equation

$$w = h_i - h_e = 769.7 \text{ kJ/kg}$$

Ideal turbine reversible process so $s_{\text{gen}} = 0$ giving

$$s_{\text{es}} = s_i = 7.0900 = 1.3025 + x_{\text{es}} \times 6.0568$$

$$x_{\text{es}} = 0.9555, h_{\text{es}} = 417.4 + 0.9555 \times 2258.0 = 2575.0 \text{ kJ/kg}$$

The energy equation for the ideal gives

$$w_s = h_i - h_{\text{es}} = 870.2 \text{ kJ/kg}$$

The first law efficiency is the ratio of the two work terms

$$\eta_s = w/w_s = \mathbf{0.885}$$

The reversible work for the actual turbine states is, Eq.10.9

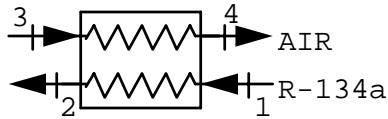
$$\begin{aligned} w^{\text{rev}} &= (h_i - h_e) + T_o(s_e - s_i) \\ &= 769.7 + 298.2(7.3593 - 7.0900) \\ &= 769.7 + 80.3 = 850.0 \text{ kJ/kg} \end{aligned}$$

Second law efficiency Eq.10.29

$$\eta_{2^{\text{nd}} \text{ Law}} = w/w_{\text{rev}} = 769.7/850.0 = \mathbf{0.906}$$

10.72

The condenser in a refrigerator receives R-134a at 700 kPa, 50°C and it exits as saturated liquid at 25°C. The flowrate is 0.1 kg/s and the condenser has air flowing in at ambient 15°C and leaving at 35°C. Find the minimum flow rate of air and the heat exchanger second-law efficiency.



C.V. Total heat exchanger.
Energy Eq.6.10

$$\dot{m}_1 h_1 + \dot{m}_a h_3 = \dot{m}_1 h_2 + \dot{m}_a h_4$$

$$\Rightarrow \dot{m}_a = \dot{m}_1 \times \frac{h_1 - h_2}{h_4 - h_3} = 0.1 \times \frac{436.89 - 234.59}{1.004(35 - 15)} = \mathbf{1.007 \text{ kg/s}}$$

Availability from Eq.10.24

$$\begin{aligned} \psi_1 - \psi_2 &= h_1 - h_2 - T_0(s_1 - s_2) = 436.89 - 234.59 \\ &\quad - 288.15(1.7919 - 1.1201) = 8.7208 \text{ kJ/kg} \end{aligned}$$

$$\begin{aligned} \psi_4 - \psi_3 &= h_4 - h_3 - T_0(s_4 - s_3) \\ &= 1.004(35 - 15) - 288.15 \times 1.004 \times \ln \frac{308.15}{288.15} = +0.666 \text{ kJ/kg} \end{aligned}$$

Efficiency from Eq.10.30

$$\eta_{II} = \dot{m}_a(\psi_4 - \psi_3) / \dot{m}_1(\psi_1 - \psi_2) = \frac{1.007(0.666)}{0.1(8.7208)} = \mathbf{0.77}$$

10.73

Steam enters a turbine at 25 MPa, 550°C and exits at 5 MPa, 325°C at a flow rate of 70 kg/s. Determine the total power output of the turbine, its isentropic efficiency and the second law efficiency.

Solution:

$$h_i = 3335.6 \text{ kJ/kg}, \quad s_i = 6.1765 \text{ kJ/kg K},$$

$$h_e = 2996.5 \text{ kJ/kg}, \quad s_e = 6.3289 \text{ kJ/kg K}$$

$$\text{Actual turbine: } w_{T,ac} = h_i - h_e = 339.1 \text{ kJ/kg}$$

$$\text{Isentropic turbine: } s_{e,s} = s_i \Rightarrow h_{e,s} = 2906.6 \text{ kJ/kg}$$

$$w_{T,s} = h_i - h_{e,s} = 429 \text{ kJ/kg}$$

$$\text{Rev. turbine: } w_{rev} = w_{T,ac} + T_0(s_e - s_i) = 339.1 + 45.44 = 384.54 \text{ kJ/kg}$$

$$\text{Eq.9.27: } \eta_T = w_{T,ac}/w_{T,s} = 339.1/429 = \mathbf{0.79}$$

$$\text{Eq.10.29: } \eta_{II} = w_{T,ac}/w_{rev} = 339.1/384.54 = \mathbf{0.88}$$

10.74

A compressor is used to bring saturated water vapor at 1 MPa up to 17.5 MPa, where the actual exit temperature is 650°C. Find the irreversibility and the second-law efficiency.

Solution:

Inlet state: Table B.1.2 $h_i = 2778.1$ kJ/kg, $s_i = 6.5864$ kJ/kg K

Actual compressor Table B.1.3: $h_{e,ac} = 3693.9$ kJ/kg, $s_{e,ac} = 6.7356$ kJ/kg K

Energy Eq. Actual compressor: $-w_{c,ac} = h_{e,ac} - h_i = 915.8$ kJ/kg

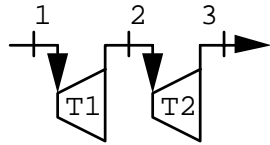
From Eq.10.11: $i = T_0(s_{e,ac} - s_i) = 298.15 (6.7356 - 6.5864) = \mathbf{44.48}$ kJ/kg

From Eq.10.10: $w_{rev} = i + w_{c,ac} = -915.8 + 44.48 = -871.32$ kJ/kg

$$\eta_{II} = -w_{rev}/w_{c,ac} = 871.32/915.8 = \mathbf{0.951}$$

10.75

A flow of steam at 10 MPa, 550°C goes through a two-stage turbine. The pressure between the stages is 2 MPa and the second stage has an exit at 50 kPa. Assume both stages have an isentropic efficiency of 85%. Find the second law efficiencies for both stages of the turbine.



$$\text{CV: T1, } h_1 = 3500.9 \text{ kJ/kg, } s_1 = 6.7561 \text{ kJ/kg K}$$

$$\text{Isentropic } s_{2s} = s_1 \Rightarrow h_{2s} = 3017.9 \text{ kJ/kg}$$

$$w_{T1,s} = h_1 - h_{2s} = 483 \text{ kJ/kg}$$

$$\text{Actual T1: } w_{T1,ac} = \eta_{T1} w_{T1,s} = 410.55 = h_1 - h_{2ac}$$

$$h_{2ac} = h_1 - w_{T1,ac} = 3090.35, \quad s_{2ac} = 6.8782$$

$$\text{CV: T2, } s_{3s} = s_{2ac} = 6.8782 \Rightarrow x_{3s} = (6.8782 - 1.091) / 6.5029 = 0.8899,$$

$$h_{3s} = 340.47 + 0.8899 \times 2305.4 = 2392.2 \text{ kJ/kg}$$

$$w_{T2,s} = h_{2ac} - h_{3s} = 698.15 \Rightarrow w_{T2,ac} = \eta_{T2} w_{T2,s} = 593.4 \text{ kJ/kg}$$

$$\Rightarrow h_{3ac} = 2496.9, \quad x_{3ac} = (2496.9 - 340.47) / 2305.4 = 0.9354,$$

$$s_{3ac} = 1.091 + 0.9354 \times 6.5029 = 7.1736 \text{ kJ/kg K}$$

$$\text{Actual T1: } i_{T1,ac} = T_0(s_{2ac} - s_1) = 298.15(6.8782 - 6.7561) = 36.4 \text{ kJ/kg}$$

$$\Rightarrow w_{T1}^R = w_{T1,ac} + i_{T1,ac} = 447 \text{ kJ/kg, } \eta_{II} = w_{T1,ac} / w_{T1}^R = \mathbf{0.918}$$

$$\text{Actual T2: } i_{T2,ac} = T_0(s_{3ac} - s_{2ac}) = 298.15(7.1736 - 6.8782) = 88.07 \text{ kJ/kg}$$

$$\Rightarrow w_{T2}^R = w_{T2,ac} + i_{T2,ac} = 681.5, \quad \eta_{II} = w_{T2,ac} / w_{T2}^R = \mathbf{0.871}$$

10.76

The simple steam power plant shown in Problem 6.99 has a turbine with given inlet and exit states. Find the availability at the turbine exit, state 6. Find the second law efficiency for the turbine, neglecting kinetic energy at state 5.

Solution:

interpolation or software: $h_5 = 3404.3 \text{ kJ/kg}$, $s_5 = 6.8953 \text{ kJ/kg K}$

Table B.1.2: $x_6 = 0.92$ so $h_6 = 2393.2 \text{ kJ/kg}$, $s_6 = 7.5501 \text{ kJ/kg K}$

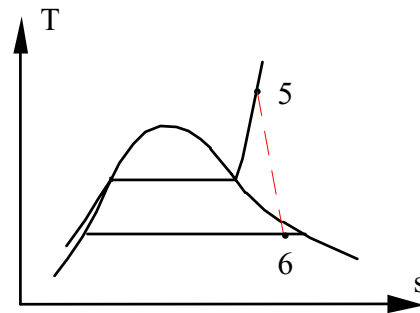
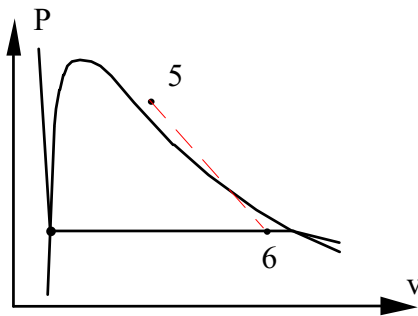
Flow availability (exergy) from Eq.10.24

$$\begin{aligned}\psi_6 &= h_6 - h_0 - T_0(s_6 - s_0) \\ &= 2393.2 - 104.89 - 298.15(6.8953 - 0.3674) = \mathbf{146.79 \text{ kJ/kg}}\end{aligned}$$

In the absence of heat transfer the work is from Eq.10.9 or 10.39

$$w^{\text{rev}} = \psi_5 - \psi_6 = h_5 - h_6 - T_0(s_5 - s_6) = 1206.3 \text{ kJ/kg}$$

$$w_{\text{ac}} = h_5 - h_6 = 1011.1 \text{ kJ/kg}; \quad \eta_{\text{II}} = w_{\text{ac}}/w^{\text{rev}} = \mathbf{0.838}$$



10.77

A steam turbine inlet is at 1200 kPa, 500°C. The actual exit is at 200 kPa, 300°C. What are the isentropic efficiency and its second law efficiency?

Solution:

C.V. Turbine actual, steady state and adiabatic.

Inlet state: Table B.1.3: $h_i = 3476.28$ kJ/kg, $s_i = 7.6758$ kJ/kg K

Exit state: Table B.1.3: $h_e = 3071.79$ kJ/kg, $s_e = 7.8926$ kJ/kg K

Energy Eq.: $w_{Tac} = h_i - h_e = 3476.28 - 3071.79 = 404.49$ kJ/kg

C.V. Turbine isentropic, steady state, reversible and adiabatic.

Isentropic exit state: 200 kPa, $s = s_i \Rightarrow h_{es} = 2954.7$ kJ/kg

Energy eq.: $w_{Ts} = h_i - h_{es} = 3476.28 - 2954.7 = 521.58$ kJ/kg

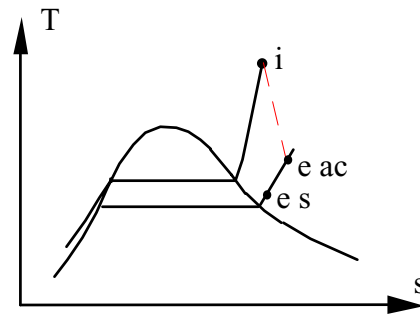
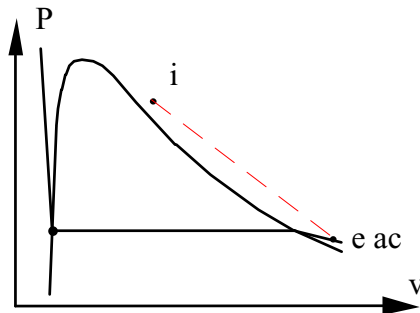
$$\eta_I = w_{Tac}/w_{Ts} = \frac{404.49}{521.58} = \mathbf{0.776}$$

Reversible work for actual turbine is from Eq.10.9 or 10.39

$$\begin{aligned} w_T^{rev} &= \psi_i - \psi_e = h_i - h_e - T_0(s_i - s_e) = w_{Tac} - T_0(s_i - s_e) \\ &= 404.49 - 298.15(7.6758 - 7.8926) = 469.13 \text{ kJ/kg} \end{aligned}$$

Then the second law efficiency is in Eq.10.29

$$\eta_{II} = w_{Tac}/w_T^{rev} = \frac{404.49}{469.13} = \mathbf{0.862}$$



10.78

Steam is supplied in a line at 3 MPa, 700°C. A turbine with an isentropic efficiency of 85% is connected to the line by a valve and it exhausts to the atmosphere at 100 kPa. If the steam is throttled down to 2 MPa before entering the turbine find the actual turbine specific work. Find the change in availability through the valve and the second law efficiency of the turbine.

Take C.V. as valve and a C.V. as the turbine.

$$\text{Valve: } h_2 = h_1 = 3911.7 \text{ kJ/kg, } s_2 > s_1 = 7.7571 \text{ kJ/kg K,}$$

$$h_2, P_2 \Rightarrow s_2 = 7.9425 \text{ kJ/kg K}$$

$$\psi_1 - \psi_2 = h_1 - h_2 - T_0(s_1 - s_2) = 0 - 298.15(7.7571 - 7.9425) = \mathbf{55.3 \text{ kJ/kg}}$$

So some potential work is lost in the throttling process.

$$\text{Ideal turbine: } s_3 = s_2 \Rightarrow h_{3s} = 2929.13 \quad w_{T,s} = 982.57 \text{ kJ/kg}$$

$$w_{T,ac} = h_2 - h_{3ac} = \eta w_{T,s} = \mathbf{835.2 \text{ kJ/kg}}$$

$$h_{3ac} = 3911.7 - 835.2 = 3076.5 \Rightarrow s_{3ac} = 8.219 \text{ kJ/kg K}$$

$$w^{\text{rev}} = h_2 - h_{3ac} - T_0(s_2 - s_{3ac}) = 835.2 - 298.15(7.9425 - 8.219)$$

$$= 917.63 \text{ kJ/kg} \Rightarrow \eta_{II} = 835.2/917.63 = \mathbf{0.91}$$

10.79

Air flows into a heat engine at ambient conditions 100 kPa, 300 K, as shown in Fig. P10.79. Energy is supplied as 1200 kJ per kg air from a 1500 K source and in some part of the process a heat transfer loss of 300 kJ/kg air happens at 750 K. The air leaves the engine at 100 kPa, 800 K. Find the first and the second law efficiencies.

C.V. Engine out to reservoirs

$$h_i + q_{1500} = q_{750} + h_e + w$$

$$w_{ac} = 300.47 + 1200 - 300 - 822.20 = 378.27 \text{ kJ/kg}$$

$$\eta_{TH} = w/q_{1500} = 0.3152$$

For second law efficiency also a q to/from ambient

$$s_i + (q_{1500}/T_H) + (q_0/T_0) = (q_{750}/T_m) + s_e$$

$$q_0 = T_0(s_e - s_i) + (T_0/T_m)q_{750} - (T_0/T_H)q_{1500}$$

$$= 300 \left(7.88514 - 6.86925 - 0.287 \ln \frac{100}{100} \right) + \frac{300}{750} 300$$

$$-(300/1500) 1200 = 184.764 \text{ kJ/kg}$$

$$w_{rev} = h_i - h_e + q_{1500} - q_{750} + q_0 = w_{ac} + q_0 = 563.03 \text{ kJ/kg}$$

$$\eta_{II} = w_{ac}/w_{rev} = 378.27/563.03 = \mathbf{0.672}$$

10.80

Air enters a steady-flow turbine at 1600 K and exhausts to the atmosphere at 1000 K. The second law efficiency is 85%. What is the turbine inlet pressure?

C.V.: Turbine, exits to atmosphere so assume $P_e = 100 \text{ kPa}$

Inlet: $T_i = 1600 \text{ K}$, Table A.7: $h_i = 1757.3 \text{ kJ/kg}$, $s_i^{\circ} = 8.1349 \text{ kJ/kg K}$

Exit: $T_e = 1000 \text{ K}$, $h_e = 1046.2 \text{ kJ/kg}$, $s_e^{\circ} = 8.6905 \text{ kJ/kg K}$

1st Law: $q + h_i = h_e + w$; $q = 0 \Rightarrow w = (h_i - h_e) = 711.1 \text{ kJ/kg}$

2nd Law: $\psi_i - \psi_e = w/\eta_{2\text{ndLaw}} = 711.1/0.85 = 836.6 \text{ kJ/kg}$

$$\psi_i - \psi_e = (h_i - h_e) - T_0(s_i - s_e) = 836.6 \text{ kJ/kg}$$

$$h_i - h_e = w = 711.1 \text{ kJ/kg, assume } T_0 = 25^{\circ}\text{C} \rightarrow s_i - s_e = 0.4209 \text{ kJ/kg-K}$$

$$s_i - s_e = s_e^{\circ} - s_i^{\circ} - R \ln(P_i/P_e) = 0.4209 \text{ kJ/kg K} \Rightarrow P_e/P_i = 30.03;$$

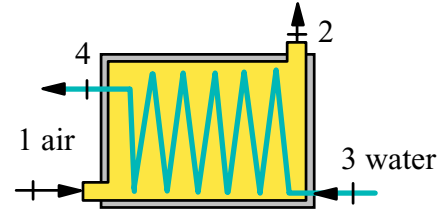
$$P_i = \mathbf{3003 \text{ kPa}}$$

10.81

Calculate the second law efficiency of the counter flowing heat exchanger in Problem 9.61 with an ambient at 20°C.

Solution:

C.V. Heat exchanger, steady flow 1 inlet and 1 exit for air and water each. The two flows exchange energy with no heat transfer to/from the outside.



Heat exchanger Prob 9.61 with $T_o = 20^\circ\text{C}$ solve first for state 4.

$$\text{Energy Eq.6.10: } \dot{m}_{\text{AIR}}\Delta h_{\text{AIR}} = \dot{m}_{\text{H}_2\text{O}}\Delta h_{\text{H}_2\text{O}}$$

$$\text{From A.7: } h_1 - h_2 = 1046.22 - 401.3 = 644.92 \text{ kJ/kg}$$

$$\text{From B.1.2 } h_3 = 83.94 \text{ kJ/kg; } s_3 = 0.2966 \text{ kJ/kg K}$$

$$h_4 - h_3 = (\dot{m}_{\text{AIR}}/\dot{m}_{\text{H}_2\text{O}})(h_1 - h_2) = (2/0.5)644.92 = 2579.68 \text{ kJ/kg}$$

$$h_4 = h_3 + 2579.68 = 2663.62 < h_g \quad \text{at } 200 \text{ kPa}$$

$$T_4 = T_{\text{sat}} = 120.23^\circ\text{C},$$

$$x_4 = (2663.62 - 504.68)/2201.96 = 0.9805,$$

$$s_4 = 1.53 + x_4 5.597 = 7.01786 \text{ kJ/kg K}$$

We need the change in availability for each flow from Eq.10.24

$$\begin{aligned} (\psi_1 - \psi_2) &= (h_1 - h_2) + T_o(s_2 - s_1) \\ &= (1046.2 - 401.3) + 293.2(7.1593 - 8.1349 - 0.287 \ln(100/125)) \\ &= 644.9 + 293.2(-0.91156) = 377.6 \text{ kJ/kg} \end{aligned}$$

$$\begin{aligned} (\psi_4 - \psi_3) &= (h_4 - h_3) + T_o(s_4 - s_3) \\ &= (2663.6 - 83.9) - 293.2(7.0179 - 0.2966) \\ &= 2579.9 - 1970.7 = 609.0 \end{aligned}$$

Efficiency from Eq.10.30

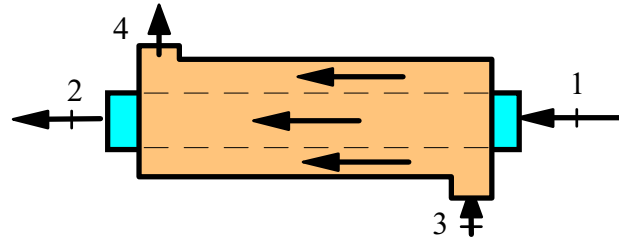
$$\begin{aligned} \eta_{2^{\text{nd}}}^{\text{Law}} &= [\dot{m}_w(\psi_4 - \psi_3)]/[\dot{m}_A(\psi_1 - \psi_2)] \\ &= (0.5 \times 609.0)/(2 \times 377.6) = \mathbf{0.403} \end{aligned}$$

10.82

Calculate the second law efficiency of the coflowing heat exchanger in Problem 9.62 with an ambient at 17°C.

Solution:

C.V. Heat exchanger, steady
2 flows in and two flows out.



First solve for the exit temperature in Problem 9.62

C.V. Heat exchanger, steady 2 flows in and two flows out.

Energy Eq.6.10: $\dot{m}_{O_2}h_1 + \dot{m}_{N_2}h_3 = \dot{m}_{O_2}h_2 + \dot{m}_{N_2}h_4$

Same exit temperature so $T_4 = T_2$ with values from Table A.5

$$\begin{aligned} \dot{m}_{O_2}C_{P,O_2}T_1 + \dot{m}_{N_2}C_{P,N_2}T_3 &= (\dot{m}_{O_2}C_{P,O_2} + \dot{m}_{N_2}C_{P,N_2})T_2 \\ T_2 &= \frac{0.25 \times 0.922 \times 290 + 0.6 \times 1.042 \times 500}{0.25 \times 0.922 + 0.6 \times 1.042} = \frac{379.45}{0.8557} \\ &= \mathbf{443.4 \text{ K}} \end{aligned}$$

The second law efficiency for a heat exchanger is the ratio of the availability gain by one fluid divided by the availability drop in the other fluid. We thus have to find the change of availability in both flows.

For each flow availability is Eq.10.24 include mass flow rate as in Eq.10.36

For the oxygen flow:

$$\begin{aligned} \dot{m}_{O_2}(\psi_2 - \psi_1) &= \dot{m}_{O_2} [h_2 - h_1 - T_0 (s_2 - s_1)] \\ &= \dot{m}_{O_2} [C_P(T_2 - T_1) - T_0 [C_P \ln(T_2 / T_1) - R \ln(P_2 / P_1)]] \\ &= \dot{m}_{O_2}C_P [T_2 - T_1 - T_0 \ln(T_2 / T_1)] \\ &= 0.25 \times 0.922 [443.4 - 290 - 290 \ln(443.4/290)] \\ &= 6.977 \text{ kW} \end{aligned}$$

For the nitrogen flow

$$\begin{aligned} \dot{m}_{N_2}(\psi_3 - \psi_4) &= \dot{m}_{N_2}C_P [T_3 - T_4 - T_0 \ln(T_3 / T_4)] \\ &= 0.6 \times 1.042 [500 - 443.4 - 290 \ln(500/443.4)] \\ &= 13.6 \text{ kW} \end{aligned}$$

From Eq.10.30

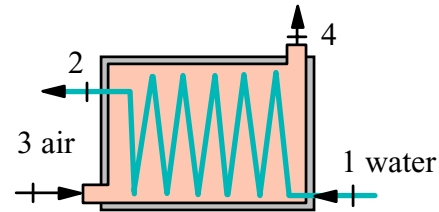
$$\eta_{2^{\text{nd}}}^{\text{Law}} = \frac{\dot{m}_{O_2}(\psi_1 - \psi_2)}{\dot{m}_{N_2}(\psi_3 - \psi_4)} = \frac{6.977}{13.6} = \mathbf{0.513}$$

10.83

A heat exchanger brings 10 kg/s water from 100°C to 500°C at 2000 kPa using air coming in at 1400 K and leaving at 460 K. What is the second law efficiency?

Solution:

C.V. Heat exchanger, steady flow 1 inlet and 1 exit for air and water each. The two flows exchange energy with no heat transfer to/from the outside. We need to find the air mass flow rate.



$$\text{Energy Eq.: } \dot{m}_{\text{H}_2\text{O}}(h_2 - h_1) = \dot{m}_{\text{air}}(h_3 - h_4)$$

$$\dot{m}_{\text{air}} = \dot{m}_{\text{H}_2\text{O}} \frac{h_2 - h_1}{h_3 - h_4} = 10 \frac{3467.55 - 420.45}{1515.27 - 462.34} = 28.939 \text{ kg/s}$$

Availability increase of the water flow

$$\begin{aligned} \dot{m}_{\text{H}_2\text{O}}(\psi_2 - \psi_1) &= \dot{m}_{\text{H}_2\text{O}}[h_2 - h_1 - T_o(s_2 - s_1)] \\ &= 10 [3467.55 - 420.45 - 298.15(7.4316 - 1.3053)] \\ &= 10 [3047.1 - 1826.56] = 12\,205 \text{ kW} \end{aligned}$$

Availability decrease of the air flow

$$\begin{aligned} \dot{m}_{\text{air}}(\psi_3 - \psi_4) &= \dot{m}_{\text{air}}[h_3 - h_4 - T_o(s_3 - s_4)] \\ &= 28.939 [1515.27 - 462.34 - 298.15(8.52891 - 7.30142)] \\ &= 19\,880 \text{ kW} \end{aligned}$$

$$\eta_{2^{\text{nd}} \text{ Law}} = \frac{\dot{m}_{\text{H}_2\text{O}}(\psi_2 - \psi_1)}{\dot{m}_{\text{air}}(\psi_3 - \psi_4)} = \frac{12\,205}{19\,880} = \mathbf{0.614}$$

Exergy Balance Equation

10.84

Find the specific flow exergy in and out of the steam turbine in Example 9.1 assuming an ambient at 293 K. Use the exergy balance equation to find the reversible specific work. Does this calculation of specific work depend on T_o ?
Solution:

The specific flow exergy is from Eq. 10.37

$$\psi_i = h_i + \frac{1}{2} \mathbf{V}_i^2 - T_o s_i - (h_o - T_o s_o)$$

Reference state: $h_o = 83.94 \text{ kJ/kg}$, $s_o = 0.2966 \text{ kJ/kg K}$,

$$h_o - T_o s_o = -2.9638 \text{ kJ/kg}$$

The properties are listed in Example 9.1 so the specific flow exergies are

$$\psi_i = 3051.2 + 1.25 - 293 \times 7.1228 - (-2.9638) = \mathbf{968.43 \text{ kJ/kg}}$$

$$\psi_e = 2655.0 + 20 - 293 \times 7.1228 - (-2.9638) = \mathbf{590.98 \text{ kJ/kg}}$$

The reversible work is from Eq. 10.39, with $q = 0$ and $s_{\text{gen}} = 0$, so

$$w = \psi_i - \psi_e = 968.43 - 590.98 = \mathbf{377.45 \text{ kJ/kg}}$$

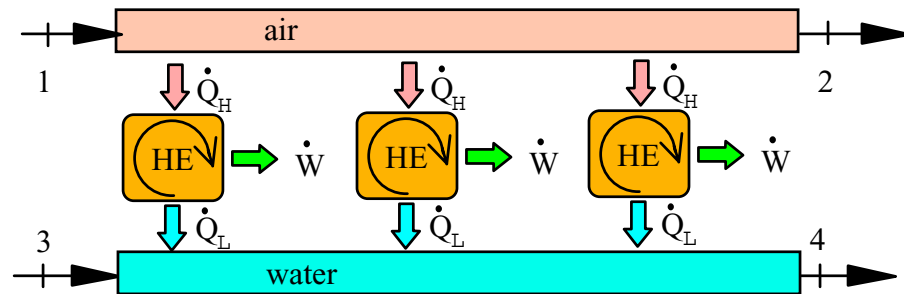
The offset T_o terms drop out as we take the difference and also ($s_i = s_e$)

$$\psi_i - \psi_e = h_i - h_e - T_o(s_i - s_e) = h_i - h_e$$

Notice since the turbine is reversible we get the same as in Example 9.1

10.85

A counterflowing heat exchanger cools air at 600 K, 400 kPa to 320 K using a supply of water at 20°C, 200 kPa. The water flow rate is 0.1 kg/s and the air flow rate is 1 kg/s. Assume this can be done in a reversible process by the use of heat engines and neglect kinetic energy changes. Find the water exit temperature and the power out of the heat engine(s).



C.V. Total

$$\text{Energy eq.:} \quad \dot{m}_a h_1 + \dot{m}_{\text{H}_2\text{O}} h_3 = \dot{m}_a h_2 + \dot{m}_{\text{H}_2\text{O}} h_4 + \dot{W}$$

$$\text{Entropy Eq.:} \quad \dot{m}_a s_1 + \dot{m}_{\text{H}_2\text{O}} s_3 = \dot{m}_a s_2 + \dot{m}_{\text{H}_2\text{O}} s_4 \quad (s_{\text{gen}} = 0)$$

$$\text{Table A.7: } h_1 = 607.316 \text{ kJ/kg, } s_{T1}^\circ = 7.57638 \text{ kJ/kg K}$$

$$\text{Table A.7: } h_2 = 320.576 \text{ kJ/kg, } s_{T2}^\circ = 6.93413 \text{ kJ/kg K,}$$

$$\text{Table B.1.1: } h_3 = 83.96 \text{ kJ/kg, } s_3 = 0.2966 \text{ kJ/kg K}$$

From the entropy equation we first find state 4

$$s_4 = (\dot{m}_a / \dot{m}_{\text{H}_2\text{O}})(s_1 - s_2) + s_3 = (1/0.1)(7.57638 - 6.93413) + 0.2966 = 6.7191$$

$$4: P_4 = P_3, s_4 \Rightarrow \text{Table B.1.2: } x_4 = (6.7191 - 1.530) / 5.597 = 0.9271,$$

$$h_4 = 504.68 + 0.9271 \times 2201.96 = 2546.1 \text{ kJ/kg, } T_4 = 120.20^\circ\text{C}$$

From the energy equation

$$\dot{W} = \dot{m}_a (h_1 - h_2) + \dot{m}_{\text{H}_2\text{O}} (h_3 - h_4)$$

$$= 1(607.32 - 320.58) + 0.1(83.96 - 2546.1) = \mathbf{40.53 \text{ kW}}$$

10.86

Evaluate the steady state exergy fluxes due to a heat transfer of 250 W through a wall with 600 K on one side and 400 K on the other side. What is the exergy destruction in the wall.

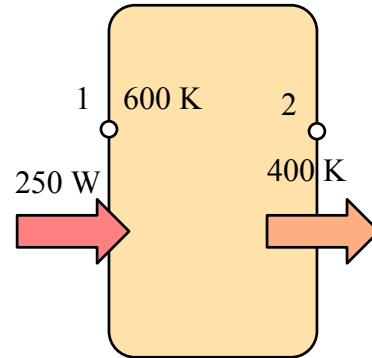
Solution:

Exergy flux due to a \dot{Q} term Eq.10.36:

$$\dot{\Phi}_Q = \left(1 - \frac{T_o}{T}\right) \dot{Q}$$

$$\dot{\Phi}_1 = \left(1 - \frac{T_o}{T_1}\right) \dot{Q} = \left(1 - \frac{298}{600}\right) 250 = 125.8 \text{ W}$$

$$\dot{\Phi}_2 = \left(1 - \frac{T_o}{T_2}\right) \dot{Q} = \left(1 - \frac{298}{400}\right) 250 = 63.8 \text{ W}$$



Steady state state so no storage and Eq.10.36 is

$$0 = \dot{\Phi}_1 - \dot{\Phi}_2 - \dot{\Phi}_{\text{destr.}}$$

$$\dot{\Phi}_{\text{destr.}} = \dot{\Phi}_1 - \dot{\Phi}_2 = 125.8 - 63.8 = \mathbf{62 \text{ W}}$$

10.87

A heat engine operating with an environment at 298 K produces 5 kW of power output with a first law efficiency of 50%. It has a second law efficiency of 80% and $T_L = 310$ K. Find all the energy and exergy transfers in and out.

Solution:

From the definition of the first law efficiency

$$\dot{Q}_H = \dot{W} / \eta = \frac{5}{0.5} = \mathbf{10 \text{ kW}}$$

Energy Eq.: $\dot{Q}_L = \dot{Q}_H - \dot{W} = 10 - 5 = \mathbf{5 \text{ kW}}$

$$\dot{\Phi}_W = \dot{W} = \mathbf{5 \text{ kW}}$$

From the definition of the second law efficiency $\eta = \dot{W} / \dot{\Phi}_H$, this requires that we assume the availability delivered at 310 K is lost and not counted otherwise the efficiency should be $\eta = \dot{W} / (\dot{\Phi}_H - \dot{\Phi}_L)$.

$$\dot{\Phi}_H = \left(1 - \frac{T_o}{T_H}\right) \dot{Q}_H = \frac{5}{0.8} = \mathbf{6.25 \text{ kW}}$$

$$\dot{\Phi}_L = \left(1 - \frac{T_o}{T_L}\right) \dot{Q}_L = \left(1 - \frac{298}{310}\right) 5 = \mathbf{0.194 \text{ kW}}$$

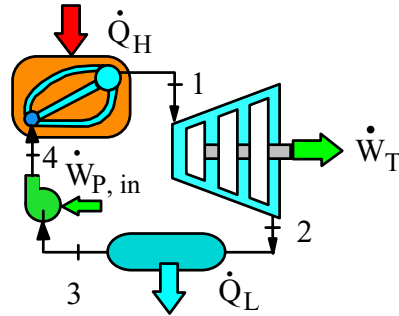
Notice from the $\dot{\Phi}_H$ form we could find the single characteristic T_H as

$$\left(1 - \frac{T_o}{T_H}\right) = 6.25 \text{ kW} / \dot{Q}_H = 0.625 \quad \Rightarrow \quad T_H = 795 \text{ K}$$

10.88

Consider the condenser in Problem 9.42. Find the specific energy and exergy that are given out, assuming an ambient at 20°C. Find also the specific exergy destruction in the process.

Solution:



Condenser from state 2 to state 3

$$P_2 = P_3 = 20 \text{ kPa}$$

$$T_3 = 40 \text{ }^\circ\text{C}$$

State 1: (P, T) Table B.1.3

$$h_1 = 3809.1 \text{ kJ/kg}, \quad s_1 = 6.7993 \text{ kJ/kg K}$$

C.V. Turbine.

$$\text{Entropy Eq.9.8:} \quad s_2 = s_1 = 6.7993 \text{ kJ/kg K}$$

$$\text{Table B.1.2} \quad s_2 = 0.8319 + x_2 \times 7.0766 \Rightarrow x_2 = 0.8433$$

$$h_2 = 251.4 + 0.8433 \times 2358.33 = 2240.1 \text{ kJ/kg}$$

State 3: (P, T) Compressed liquid, take sat. liq. Table B.1.1

$$h_3 = 167.54 \text{ kJ/kg}, \quad s_3 = 0.5724 \text{ kJ/kg K}$$

C.V. Condenser

$$\text{Energy Eq.:} \quad q_L = h_2 - h_3 = 2240.1 - 167.54 = \mathbf{2072.56 \text{ kJ/kg}}$$

$$\begin{aligned} \text{Exergy Eq.:} \quad \Delta\psi &= \psi_2 - \psi_3 = h_2 - h_3 - T_o(s_2 - s_3) \\ &= 2072.56 - 293.15(6.7993 - 0.5724) \\ &= \mathbf{247.1 \text{ kJ/kg}} \text{ going out} \end{aligned}$$

Since all the exergy that goes out ends up at the ambient where it has zero exergy, the destruction equals the outgoing exergy.

$$\psi_{\text{destr}} = \Delta\psi = \mathbf{247.1 \text{ kJ/kg}}$$

Notice the condenser gives out a large amount of energy but little exergy.

10.89

The condenser in a power plant cools 10 kg/s water at 10 kPa, quality 90% so it comes out as saturated liquid at 10 kPa. The cooling is done by ocean-water coming in at ambient 15°C and returned to the ocean at 20°C. Find the transfer out of the water and the transfer into the ocean-water of both energy and exergy (4 terms).

Solution:

C.V. Water line. No work but heat transfer out.

$$\text{Energy Eq.: } \dot{Q}_{\text{out}} = \dot{m} (h_1 - h_2) = 10(2345.35 - 191.81) = \mathbf{21\,535\,kW}$$

C.V. Ocean water line. No work but heat transfer in equals water heat transfer out

$$\text{Energy Eq.: } q = h_4 - h_3 = 83.94 - 62.98 = 20.96 \text{ kJ/kg}$$

$$\dot{m}_{\text{ocean}} = \dot{Q}_{\text{out}} / q = 21\,535 / 20.96 = 1027.4 \text{ kg/s}$$

Exergy out of the water follows Eq.10.37

$$\begin{aligned} \dot{\Phi}_{\text{out}} &= \dot{m}(\psi_1 - \psi_2) = \dot{m} [h_1 - h_2 - T_0 (s_1 - s_2)] \\ &= 10 [2345.35 - 191.81 - 288.15(7.4001 - 0.6492)] \\ &= \mathbf{2082.3\,kW} \end{aligned}$$

Exergy into the ocean water

$$\begin{aligned} \dot{\Phi}_{\text{ocean}} &= \dot{m}_{\text{ocean}}(\psi_4 - \psi_3) = \dot{m}_{\text{ocean}} [h_4 - h_3 - T_0(s_4 - s_3)] \\ &= 1027.4 [20.96 - 288.15(0.2966 - 0.2245)] \\ &= \mathbf{189.4\,kW} \end{aligned}$$

Notice there is a large amount of energy exchanged but very little exergy.

10.90

Use the exergy equation to analyze the compressor in Example 6.10 to find its second law efficiency assuming an ambient at 20°C.

C.V. The R-134a compressor. Steady flow. We need to find the reversible work and compare that to the actual work.

$$\text{Exergy eq.: 10.36: } 0 = \dot{m}(\psi_1 - \dot{m}\psi_2) + (-\dot{W}_{\text{comp}}^{\text{rev}}) + 0$$

$$-\dot{W}_{\text{comp}}^{\text{rev}} = \dot{m} [h_2 - h_1 - T_0 (s_2 - s_1)]$$

$$= -\dot{W}_{\text{comp}}^{\text{ac}} - \dot{m}T_0 (s_2 - s_1)$$

$$= 5 \text{ kW} - 0.1 \text{ kg/s} \times 293.15 \text{ K} \times (1.7768 - 1.7665) \frac{\text{kJ}}{\text{kg K}}$$

$$= 4.7 \text{ kW}$$

$$\eta_{\text{II}} = -\dot{W}_{\text{comp}}^{\text{rev}} / -\dot{W}_{\text{comp}}^{\text{ac}} = \frac{4.7}{5} = \mathbf{0.94}$$

For a real device this is a little high.

10.91

Consider the car engine in Example 7.1 and assume the fuel energy is delivered at a constant 1500 K. The 70% of the energy that is lost is 40% exhaust flow at 900 K and the remainder 30% heat transfer to the walls at 450 K goes on to the coolant fluid at 370 K, finally ending up in atmospheric air at ambient 20°C. Find all the energy and exergy flows for this heat engine. Find also the exergy destruction and where that is done.

From the example in the text we get: $\dot{Q}_L = 0.7 \dot{Q}_H = 233 \text{ kW}$

This is separated into two fluxes:


$$\dot{Q}_{L1} = 0.4 \dot{Q}_H = 133 \text{ kW} \quad @900 \text{ K}$$

$$\dot{Q}_{L2} = 0.3 \dot{Q}_H = 100 \text{ kW} \quad @450 \text{ K}$$

$$= \dot{Q}_{L3} = 100 \text{ kW} \quad @370 \text{ K}$$

$$= \dot{Q}_{L4} = 100 \text{ kW} \quad @293 \text{ K}$$

Gases	Steel	Glycol	Air flow
1500 K	450 K	370 K	293 K



Assume all the fuel energy is delivered at 1500 K then that has an exergy of

$$\dot{\Phi}_{QH} = \left(1 - \frac{T_o}{T_H}\right) \dot{Q}_H = \left(1 - \frac{293}{1500}\right) 333 = 267.9 \text{ kW}$$

10.92

Estimate some reasonable temperatures to use and find all the fluxes of exergy in the refrigerator given in Example 7.2

We will assume the following temperatures:

Ambient: $T = 20^\circ\text{C}$ usually it is the kitchen air.

Low T: $T = 5^\circ\text{C}$ (refrigerator) $T = -10^\circ\text{C}$ (freezer)

$$\dot{\Phi}_W = \dot{W} = \mathbf{150\ W}$$

$$\dot{\Phi}_H = \left(1 - \frac{T_o}{T_H}\right) \dot{Q}_H = \left(1 - \frac{T_{\text{amb}}}{T_{\text{amb}}}\right) \dot{Q}_H = \mathbf{0}$$

$$\dot{\Phi}_L = \left(1 - \frac{T_o}{T_L}\right) \dot{Q}_L = \left(1 - \frac{293}{278}\right) 250 = \mathbf{-13.5\ W}$$

I.e. the flux goes into the cold space! Why? As you cool it $T < T_o$ and you increase its availability (exergy), it is further away from the ambient.

10.93

Use the exergy equation to evaluate the exergy destruction for Problem 10.44. A 2-kg piece of iron is heated from room temperature 25°C to 400°C by a heat source at 600°C. What is the irreversibility in the process?

Solution:

C.V. Iron out to 600°C source, which is a control mass.

$$\text{Exergy Eq.10.42: } \Phi_2 - \Phi_1 = \left(1 - \frac{T_0}{T_H}\right) {}_1Q_2 - {}_1W_2 + P_0(V_2 - V_1) - {}_1\Phi_{2 \text{ destr.}}$$

To evaluate it we need the heat transfer and the change in exergy Eq.10.43

$$\Phi_2 - \Phi_1 = m_{\text{Fe}}(u_2 - u_1) + P_0(V_2 - V_1) - m_{\text{Fe}}T_0(s_2 - s_1)$$

$$\text{Energy Eq.5.11: } m_{\text{Fe}}(u_2 - u_1) = {}_1Q_2 - {}_1W_2$$

$$\text{Process: Constant pressure } \Rightarrow {}_1W_2 = Pm_{\text{Fe}}(v_2 - v_1)$$

$$\Rightarrow {}_1Q_2 = m_{\text{Fe}}(h_2 - h_1) = m_{\text{Fe}}C(T_2 - T_1) = 2 \times 0.42 \times (400 - 25) = 315 \text{ kJ}$$

$$\begin{aligned} {}_1\Phi_{2 \text{ destr.}} &= \left(1 - \frac{T_0}{T_H}\right) {}_1Q_2 - {}_1W_2 - m_{\text{Fe}}(u_2 - u_1) + m_{\text{Fe}}T_0(s_2 - s_1) \\ &= \left(1 - \frac{T_0}{T_H}\right) {}_1Q_2 - {}_1Q_2 + m_{\text{Fe}}T_0(s_2 - s_1) \\ &= \left(1 - \frac{298}{873}\right) 315 - 315 + 2 \times 0.42 \times 298 \ln \frac{673}{298} = \mathbf{96.4 \text{ kJ}} \end{aligned}$$

Notice the destruction is equal to ${}_1I_2 = T_0 S_{\text{gen}}$

10.94

Use the exergy balance equation to solve for the work in Problem 10.33. A piston/cylinder has forces on the piston so it keeps constant pressure. It contains 2 kg of ammonia at 1 MPa, 40°C and is now heated to 100°C by a reversible heat engine that receives heat from a 200°C source. Find the work out of the heat engine.

Solution:

To evaluate it we need the change in exergy Eq.10.43

$$\Phi_2 - \Phi_1 = m_{\text{am}}(u_2 - u_1) + P_o(V_2 - V_1) - m_{\text{am}}T_o(s_2 - s_1)$$

The work in Eq.10.44 ($W = W_{\text{H.E.}} + {}_1W_{2,\text{pist}}$) is from the exergy Eq.10.42

$$W = P_o(V_2 - V_1) + (1 - \frac{T_o}{T_H}){}_1Q_2 - (\Phi_2 - \Phi_1) - 0$$

$$= (1 - \frac{T_o}{T_H}){}_1Q_2 - m_{\text{am}}(u_2 - u_1) + m_{\text{am}}T_o(s_2 - s_1)$$

Now we must evaluate the three terms on the RHS and the work ${}_1W_{2,\text{pist}}$.

State 1: $u_1 = 1369.8 \text{ kJ/kg}$, $v_1 = 0.13868 \text{ m}^3/\text{kg}$, $s_1 = 5.1778 \text{ kJ/kg K}$

State 2: $u_2 = 1490.5 \text{ kJ/kg}$, $v_2 = 0.17389 \text{ m}^3/\text{kg}$, $s_2 = 5.6342 \text{ kJ/kg K}$

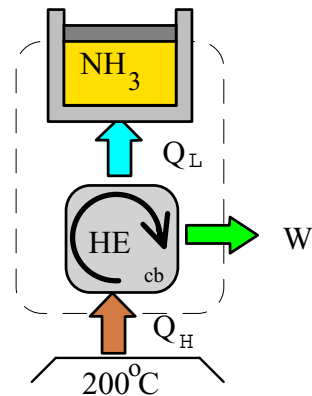
$${}_1W_{2,\text{pist}} = m_{\text{am}}P(v_2 - v_1) = 2 \times 1000 (0.17389 - 0.13868) = 70.42 \text{ kJ}$$

C.V. Heat engine and ammonia (otherwise we involve another Q)

$$\text{Entropy: } m_{\text{am}}(s_2 - s_1) = {}_1Q_2/T_H + 0$$

$$\begin{aligned} \Rightarrow {}_1Q_2 &= T_H m_{\text{am}}(s_2 - s_1) \\ &= 473.15 \times 2 (5.6342 - 5.1778) \\ &= 431.89 \text{ kJ} \end{aligned}$$

Substitute this heat transfer into the work term



$$W = (1 - \frac{298.15}{473.15}) 431.89 - 2(1490.5 - 1369.8) + 2 \times 298.15(5.6342 - 5.1778)$$

$$= 159.74 - 241.4 + 272.15 = 190.49 \text{ kJ}$$

$$W_{\text{H.E.}} = W - {}_1W_{2,\text{pist}} = 190.49 - 70.42 = \mathbf{120.0 \text{ kJ}}$$

Review Problems

10.95

A small air gun has 1 cm³ air at 250 kPa, 27°C. The piston is a bullet of mass 20 g. What is the potential highest velocity with which the bullet can leave?

Solution:

The availability of the air can give the bullet kinetic energy expressed in the exergy balance Eq.10.42 (no heat transfer and reversible),

$$\Phi_2 - \Phi_1 = m(u_2 - u_1) + P_o(V_2 - V_1) - mT_o(s_2 - s_1) = -{}_1W_2 + P_o(V_2 - V_1)$$

Ideal gas so: $m = PV/RT = \frac{250 \times 1 \times 10^{-6}}{0.287 \times 300} = 2.9 \times 10^{-6} \text{ kg}$

The second state with the lowest exergy to give maximum velocity is the dead state and we take $T_o = 20^\circ\text{C}$. Now solve for the work term

$$\begin{aligned} {}_1W_2 &= -m(u_2 - u_1) + mT_o(s_2 - s_1) \\ &= mC_v(T_1 - T_2) + mT_o \left[C_p \ln\left(\frac{T_2}{T_1}\right) - R \ln\left(\frac{P_2}{P_1}\right) \right] \\ &= 2.9 \times 10^{-6} \left[0.717(27 - 20) + 293.15 \left(1.004 \ln\frac{293}{300} - 0.287 \ln\frac{100}{250} \right) \right] \\ &= 0.0002180 \text{ kJ} = 0.218 \text{ J} = \frac{1}{2} m_{\text{bullet}} \mathbf{V}_{\text{ex}}^2 \end{aligned}$$

$$\mathbf{V}_{\text{ex}}^2 = \sqrt{2 \times 0.218 / 0.020} = \mathbf{4.67 \text{ m/s}}$$

Comment: Notice that an isentropic expansion from 250 kPa to 100 kPa will give the final air temperature as 230.9 K but less work out. The above process is not adiabatic but Q is transferred from ambient at T_o .

10.96

Calculate the reversible work and irreversibility for the process described in Problem 5.134, assuming that the heat transfer is with the surroundings at 20°C.

C.V.: A + B. This is a control mass.

$$\text{Continuity equation: } m_2 - (m_{A1} + m_{B1}) = 0 ;$$

$$\text{Energy: } m_2 u_2 - m_{A1} u_{A1} - m_{B1} u_{B1} = {}_1Q_2 - {}_1W_2$$

System: if $V_B \geq 0$ piston floats $\Rightarrow P_B = P_{B1} = \text{const.}$

if $V_B = 0$ then $P_2 < P_{B1}$ and $v = V_A/m_{\text{tot}}$ see P-V diagram

State A1: Table B.1.1, $x = 1$

$$v_{A1} = 1.694 \text{ m}^3/\text{kg}, \quad u_{A1} = 2506.1 \text{ kJ/kg}$$

$$m_{A1} = V_A/v_{A1} = \mathbf{0.5903 \text{ kg}}$$

State B1: Table B.1.2 sup. vapor

$$v_{B1} = 1.0315 \text{ m}^3/\text{kg}, \quad u_{B1} = 2965.5 \text{ kJ/kg}$$

$$m_{B1} = V_{B1}/v_{B1} = \mathbf{0.9695 \text{ kg}} \Rightarrow m_2 = m_{\text{TOT}} = 1.56 \text{ kg}$$

At $(T_2, P_{B1}) \quad v_2 = 0.7163 > v_a = V_A/m_{\text{tot}} = 0.641$ so $V_{B2} > 0$

so now state 2: $P_2 = P_{B1} = 300 \text{ kPa}, T_2 = 200 \text{ }^\circ\text{C}$

$$\Rightarrow u_2 = 2650.7 \text{ kJ/kg} \quad \text{and} \quad V_2 = m_2 v_2 = 1.56 \times 0.7163 = 1.117 \text{ m}^3$$

(we could also have checked T_a at: 300 kPa, 0.641 m³/kg $\Rightarrow T = 155 \text{ }^\circ\text{C}$)

$${}_1W_2^{\text{ac}} = \int P_B dV_B = P_{B1}(V_2 - V_1)_B = P_{B1}(V_2 - V_1)_{\text{tot}} = \mathbf{-264.82 \text{ kJ}}$$

$${}_1Q_2 = m_2 u_2 - m_{A1} u_{A1} - m_{B1} u_{B1} + {}_1W_2 = \mathbf{-484.7 \text{ kJ}}$$

From the results above we have :

$$s_{A1} = 7.3593 \text{ kJ/kg K}, \quad s_{B1} = 8.0329 \text{ kJ/kg K}, \quad s_2 = 7.3115 \text{ kJ/kg K}$$

$${}_1W_2^{\text{rev}} = T_o(S_2 - S_1) - (U_2 - U_1) + {}_1Q_2(1 - T_o/T_H)$$

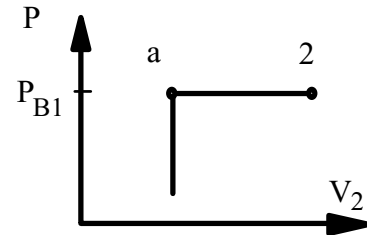
$$= T_o(m_2 s_2 - m_{A1} s_{A1} - m_{B1} s_{B1}) + {}_1W_2^{\text{ac}} - {}_1Q_2 T_o/T_H$$

$$= 293.15 (1.5598 \times 7.3115 - 0.5903 \times 7.3593 - 0.9695 \times 8.0329)$$

$$+ (-264.82) - (-484.7) \times 293.15 / 293.15$$

$$= -213.3 - 264.82 + 484.7 = 6.6 \text{ kJ}$$

$${}_1I_2 = {}_1W_2^{\text{rev}} - {}_1W_2^{\text{ac}} = 6.6 - (-264.82) = \mathbf{271.4 \text{ kJ}}$$



10.97

A piston/cylinder arrangement has a load on the piston so it maintains constant pressure. It contains 1 kg of steam at 500 kPa, 50% quality. Heat from a reservoir at 700°C brings the steam to 600°C. Find the second-law efficiency for this process. Note that no formula is given for this particular case so determine a reasonable expression for it.

Solution:

$$1: P_1, x_1 \Rightarrow v_1 = 0.001093 + 0.5 \times 0.3738 = 0.188 \text{ m}^3/\text{kg},$$

$$h_1 = 640.21 + 0.5 \times 2108.47 = 1694.5 \text{ kJ/kg},$$

$$s_1 = 1.8606 + 0.5 \times 4.9606 = 4.341 \text{ kJ/kg K}$$

$$2: P_2 = P_1, T_2 \Rightarrow v_2 = 0.8041, \quad h_2 = 3701.7 \text{ kJ/kg}, \quad s_2 = 8.3521 \text{ kJ/kg K}$$

$$\text{Energy Eq.:} \quad m(u_2 - u_1) = {}_1Q_2 - {}_1W_2 = {}_1Q_2 - P(V_2 - V_1)$$

$${}_1Q_2 = m(u_2 - u_1) + Pm(v_2 - v_1) = m(h_2 - h_1) = 2007.2 \text{ kJ}$$

$${}_1W_2 = Pm(v_2 - v_1) = 308.05 \text{ kJ}$$

$${}_1W_{2 \text{ to atm}} = P_0 m(v_2 - v_1) = 61.61 \text{ kJ}$$

$$\text{Useful work out} = {}_1W_2 - {}_1W_{2 \text{ to atm}} = 246.44 \text{ kJ}$$

$$\Delta\phi_{\text{reservoir}} = (1 - T_0/T_{\text{res}}) {}_1Q_2 = \left(1 - \frac{298.15}{973.15}\right) 2007.2 = 1392.2 \text{ kJ}$$

$$\eta_{\text{II}} = W_{\text{net}}/\Delta\phi = \mathbf{0.177}$$

10.98

Consider the high-pressure closed feedwater heater in the nuclear power plant described in Problem 6.102. Determine its second-law efficiency.

For this case with no work the second law efficiency is from Eq. 10.25:

$$\eta_{II} = \dot{m}_{16}(\psi_{18} - \psi_{16}) / \dot{m}_{17}(\psi_{17} - \psi_{15})$$

Properties (taken from computer software):

$$\begin{array}{lllll} h \text{ [kJ/kg]} & h_{15} = 585 & h_{16} = 565 & h_{17} = 2593 & h_{18} = 688 \\ s \text{ [kJ/kgK]} & s_{15} = 1.728 & s_{16} = 1.6603 & s_{17} = 6.1918 & s_{18} = 1.954 \end{array}$$

The change in specific flow availability becomes

$$\psi_{18} - \psi_{16} = h_{18} - h_{16} - T_0(s_{18} - s_{16}) = 35.433 \text{ kJ/kg}$$

$$\psi_{17} - \psi_{15} = h_{17} - h_{15} - T_0(s_{17} - s_{15}) = 677.12 \text{ kJ/kg}$$

$$\eta_{II} = (75.6 \times 35.433) / (4.662 \times 677.12) = \mathbf{0.85}$$

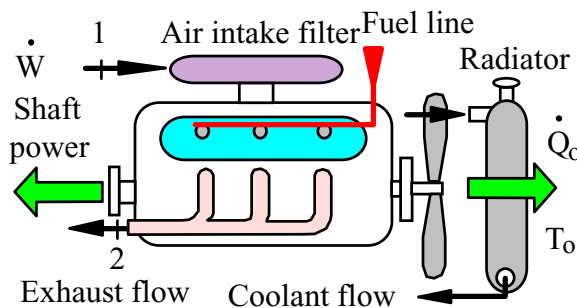
10.99

Consider a gasoline engine for a car as a steady device where air and fuel enters at the surrounding conditions 25°C, 100 kPa and leaves the engine exhaust manifold at 1000 K, 100 kPa as products assumed to be air. The engine cooling system removes 750 kJ/kg air through the engine to the ambient. For the analysis take the fuel as air where the extra energy of 2200 kJ/kg of air released in the combustion process, is added as heat transfer from a 1800 K reservoir. Find the work out of the engine, the irreversibility per kilogram of air, and the first- and second-law efficiencies.

C.V. Total out to reservoirs

$$\text{Energy Eq.:} \quad \dot{m}_a h_1 + \dot{Q}_H = \dot{m}_a h_2 + \dot{W} + \dot{Q}_{\text{out}}$$

$$\text{Entropy Eq.:} \quad \dot{m}_a s_1 + \dot{Q}_H/T_H + \dot{S}_{\text{gen}} = \dot{m}_a s_2 + \dot{Q}_{\text{out}}/T_0$$



Burning of the fuel releases \dot{Q}_H at T_H .

From the air Table A.7

	kJ/kg	kJ/kg K
$h_1 = 298.61$		$s_{T1}^\circ = 6.8631$
$h_2 = 1046.22$		$s_{T1}^\circ = 8.1349$

$$w_{\text{ac}} = \dot{W}/\dot{m}_a = h_1 - h_2 + q_H - q_{\text{out}} = 298.6 - 1046.22 + 2200 - 750 = 702.4 \text{ kJ/kg}$$

$$\eta_{\text{TH}} = w/q_H = 702.4/2200 = \mathbf{0.319}$$

$$s_{\text{gen}} = s_2 - s_1 + \frac{q_{\text{out}}}{T_0} - \frac{q_H}{T_H} = 8.1349 - 6.8631 + \frac{750}{298.15} - \frac{2200}{1800} = 2.565 \text{ kJ/kg K}$$

$$i_{\text{tot}} = (T_0)s_{\text{gen}} = \mathbf{764.8 \text{ kJ/kg}}$$

For reversible case have $s_{\text{gen}} = 0$ and q_0^R from T_0 , no q_{out}

$$q_{0,\text{in}}^R = T_0(s_2 - s_1) - (T_0/T_H)q_H = 14.78 \text{ kJ/kg}$$

$$w^{\text{rev}} = h_1 - h_2 + q_H + q_{0,\text{in}}^R = w_{\text{ac}} + i_{\text{tot}} = 1467.2 \text{ kJ/kg}$$

$$\eta_{\text{II}} = w_{\text{ac}}/w^{\text{rev}} = \mathbf{0.479}$$

10.100

Consider the nozzle in Problem 9.112. What is the second law efficiency for the nozzle?

A nozzle in a high pressure liquid water sprayer has an area of 0.5 cm^2 . It receives water at 250 kPa, 20°C and the exit pressure is 100 kPa. Neglect the inlet kinetic energy and assume a nozzle isentropic efficiency of 85%. Find the ideal nozzle exit velocity and the actual nozzle mass flow rate.

Solution:

C.V. Nozzle. Liquid water is incompressible $v \approx \text{constant}$, no work, no heat transfer \Rightarrow Bernoulli Eq.9.17

$$\frac{1}{2}\mathbf{V}_{\text{ex}}^2 - 0 = v(P_i - P_e) = 0.001002 (250 - 100) = 0.1503 \text{ kJ/kg}$$

$$\mathbf{V}_{\text{ex}} = \sqrt{2 \times 0.1503 \times 1000 \text{ J/kg}} = \mathbf{17.34 \text{ m s}^{-1}}$$

This was the ideal nozzle now we can do the actual nozzle, Eq. 9.30

$$\frac{1}{2}\mathbf{V}_{\text{ex ac}}^2 = \eta \frac{1}{2}\mathbf{V}_{\text{ex}}^2 = 0.85 \times 0.1503 = 0.12776 \text{ kJ/kg}$$

$$\mathbf{V}_{\text{ex ac}} = \sqrt{2 \times 0.12776 \times 1000 \text{ J/kg}} = 15.99 \text{ m s}^{-1}$$

The second law efficiency is the actual nozzle compare to a reversible process between the inlet and actual exit states. However here there is no work so the actual exit state then must have the reversible possible kinetic energy.

Energy actual nozzle: $h_i + 0 = h_e + \frac{1}{2}\mathbf{V}_{\text{ex ac}}^2$ same Z, no q and no w.

The reversible process has zero change in exergies from Eq.10.36 as

$$0 = 0 - 0 + 0 + \psi_i - \psi_e - 0$$

$$\psi_i = \psi_e = h_i + 0 - T_o s_i = h_e + \frac{1}{2}\mathbf{V}_{\text{ex rev}}^2 - T_o s_e$$

$$\frac{1}{2}\mathbf{V}_{\text{ex rev}}^2 = h_i - h_e + T_o (s_e - s_i) = \frac{1}{2}\mathbf{V}_{\text{ex ac}}^2 + T_o s_{\text{gen}}$$

We can not get properties for these states accurately enough by interpolation to carry out the calculations. With the computer program we can get:

Inlet: $h_i = 84.173 \text{ kJ/kg}$, $s_i = 0.29652 \text{ kJ/kg K}$

Exit,s: $h_{e s} = 84.023 \text{ kJ/kg}$, $T_{e s} = 19.998^\circ\text{C}$, $\frac{1}{2}\mathbf{V}_{\text{ex}}^2 = 0.15 \text{ kJ/kg}$

Exit,ac: $\frac{1}{2}\mathbf{V}_{\text{ex ac}}^2 = 0.1275 \text{ kJ/kg}$, $h_e = 84.173 - 0.1275 = 84.0455 \text{ kJ/kg}$

(P, h) \Rightarrow $s_e = 0.29659 \text{ kJ/kg K}$, $T = 20.003^\circ\text{C}$

$$\begin{aligned} \frac{1}{2}\mathbf{V}_{\text{ex rev}}^2 &= \frac{1}{2}\mathbf{V}_{\text{ex ac}}^2 + T_o s_{\text{gen}} = 0.1275 + 293.15(0.29659 - 0.29652) \\ &= 0.148 \text{ kJ/kg} \end{aligned}$$

$$\eta_{\text{II}} = 0.1275/0.148 = \mathbf{0.86}$$

10.101

Air in a piston/cylinder arrangement is at 110 kPa, 25°C, with a volume of 50 L. It goes through a reversible polytropic process to a final state of 700 kPa, 500 K, and exchanges heat with the ambient at 25°C through a reversible device. Find the total work (including the external device) and the heat transfer from the ambient.

C.V. Total out to ambient

$$m_a(u_2 - u_1) = {}_1Q_2 - {}_1W_{2,\text{tot}}, \quad m_a(s_2 - s_1) = {}_1Q_2/T_0$$

$$m_a = 110 \times 0.05/0.287 \times 298.15 = 0.0643 \text{ kg}$$

$${}_1Q_2 = T_0 m_a (s_2 - s_1) = 298.15 \times 0.0643 \left[7.3869 - 6.8631 - 0.287 \ln(700/110) \right] = -0.14 \text{ kJ}$$

$$\begin{aligned} {}_1W_{2,\text{tot}} &= {}_1Q_2 - m_a(u_2 - u_1) \\ &= -0.14 - 0.0643 \times (359.844 - 213.037) = \mathbf{-9.58 \text{ kJ}} \end{aligned}$$

10.102

Consider the irreversible process in Problem 8.128. Assume that the process could be done reversibly by adding heat engines/pumps between tanks A and B and the cylinder. The total system is insulated, so there is no heat transfer to or from the ambient. Find the final state, the work given out to the piston and the total work to or from the heat engines/pumps.

C.V. Water $m_A + m_B +$ heat engines. No Q_{external} , only ${}_1W_{2,\text{cyl}} + W_{\text{HE}}$

$$m_2 = m_{A1} + m_{B1} = 6 \text{ kg}, \quad m_2 u_2 - m_{A1} u_{A1} - m_{B1} u_{B1} = -{}_1W_{2,\text{cyl}} - W_{\text{HE}}$$

$$m_2 s_2 - m_{A1} s_{A1} - m_{B1} s_{B1} = 0 + 0$$

$$v_{A1} = 0.06283 \quad u_{A1} = 3448.5 \quad s_{A1} = 7.3476 \quad V_A = 0.2513 \text{ m}^3$$

$$v_{B1} = 0.09053 \quad u_{B1} = 2843.7 \quad s_{B1} = 6.7428 \quad V_B = 0.1811 \text{ m}^3$$

$$m_2 s_2 = 4 \times 7.3476 + 2 \times 6.7428 = 42.876 \Rightarrow s_2 = 7.146 \text{ kJ/kg K}$$

If $P_2 < P_{\text{lift}} = 1.4 \text{ MPa}$ then

$$V_{2'} = V_A + V_B = 0.4324 \text{ m}^3, \quad v_{2'} = 0.07207 \text{ m}^3/\text{kg}$$

$$(P_{\text{lift}}, s_2) \Rightarrow v_2 = 0.20135 \Rightarrow V_2 = 1.208 \text{ m}^3 > V_{2'}, \quad \text{OK}$$

$$\Rightarrow P_2 = P_{\text{lift}} = \mathbf{1.4 \text{ MPa}} \quad u_2 = 2874.2 \text{ kJ/kg}$$

$${}_1W_{2,\text{cyl}} = P_{\text{lift}}(V_2 - V_A - V_B) = 1400 \times (1.208 - 0.4324) = \mathbf{1085.84 \text{ kJ}}$$

$$W_{\text{HE}} = m_{A1} u_{A1} + m_{B1} u_{B1} - m_2 u_2 - {}_1W_{2,\text{cyl}}$$

$$= 4 \times 3447.8 + 2 \times 2843.7 - 6 \times 2874.2 - 1085.84 = \mathbf{1147.6 \text{ kJ}}$$

10.103

Consider the heat engine in Problem 10.79. The exit temperature was given as 800 K, but what are the theoretical limits for this temperature? Find the lowest and the highest, assuming the heat transfers are as given. For each case give the first and second law efficiency.

The **lowest exhaust temperature** will occur when the maximum amount of work is delivered which is a reversible process. Assume no other heat transfers then

$$\begin{aligned} \text{2nd law: } \quad s_i + q_H/T_H + \emptyset &= s_e + q_m/T_m \\ s_e - s_i &= q_H/T_H - q_m/T_m = s_{Te}^\circ - s_{Ti}^\circ - R \ln(P_e/P_i) \\ s_{Te}^\circ &= s_{Ti}^\circ + R \ln(P_e/P_i) + q_H/T_H - q_m/T_m \\ &= 6.86926 + 0.287 \ln(100/100) + 1200/1500 - 300/750 \\ &= 7.26926 \text{ kJ/kg K} \end{aligned}$$

$$\text{Table A.7.1} \Rightarrow T_{e,\min} = \mathbf{446 \text{ K}}, \quad h_e = 447.9 \text{ kJ/kg}$$

$$h_i + q_{1500} = q_{750} + h_e + w$$

$$\begin{aligned} w_{\text{rev}} &= h_i + q_{1500} - q_{750} - h_e = 300.47 + 1200 - 300 - 447.9 \\ &= 752.57 \text{ kJ/kg} \end{aligned}$$

$$\eta_I = \eta_{\text{TH}} = \frac{w_{\text{rev}}}{q_{1500}} = \frac{752.57}{1200} = \mathbf{0.627}$$

The second law efficiency measures the work relative to the source of availability and not q_{1500} . So

$$\eta_{\text{II}} = \frac{w_{\text{rev}}}{(1 - T_o/T_H)q_{1500}} = \frac{752.57}{(1 - 300/1500)1200} = \frac{752.57}{960} = \mathbf{0.784}$$

The **maximum exhaust temperature** occurs with no work out

$$h_i + q_H = q_m + h_e \Rightarrow h_e = 300.473 + 1200 - 300 = 1200.5 \text{ kJ/kg}$$

$$\text{Table A.7.1} \Rightarrow T_{e,\max} = \mathbf{1134 \text{ K}}$$

$$\text{Now: } w_{\text{ac}} = 0 \text{ so } \eta_I = \eta_{\text{II}} = \mathbf{0}$$

10.104

Air in a piston/cylinder arrangement, shown in Fig. P10.104, is at 200 kPa, 300 K with a volume of 0.5 m³. If the piston is at the stops, the volume is 1 m³ and a pressure of 400 kPa is required. The air is then heated from the initial state to 1500 K by a 1900 K reservoir. Find the total irreversibility in the process assuming surroundings are at 20°C.

Solution:

$$\text{Energy Eq.:} \quad m(u_2 - u_1) = {}_1Q_2 - {}_1W_2$$

$$\text{Entropy Eq.:} \quad m(s_2 - s_1) = \int dQ/T + {}_1S_2 \text{ gen}$$

$$\text{Process:} \quad P = P_0 + \alpha(V - V_0) \quad \text{if } V \leq V_{\text{stop}}$$

$$\text{Information:} \quad P_{\text{stop}} = P_0 + \alpha(V_{\text{stop}} - V_0)$$

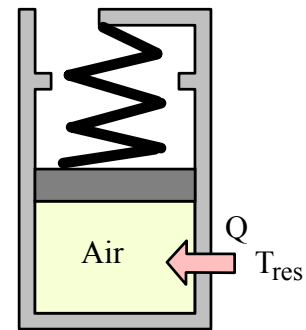
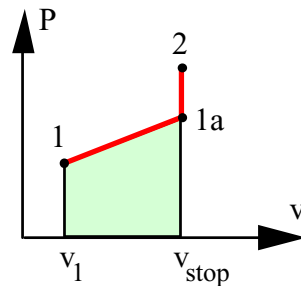
$$\text{Eq. of state} \Rightarrow T_{\text{stop}} = T_1 P_{\text{stop}} V_{\text{stop}} / P_1 V_1 = 1200 < T_2$$

So the piston will hit the stops $\Rightarrow V_2 = V_{\text{stop}}$

$$P_2 = (T_2/T_{\text{stop}}) P_{\text{stop}} = (1500/1200) 400 = 500 \text{ kPa} = 2.5 P_1$$

State 1:

$$\begin{aligned} m_2 = m_1 &= \frac{P_1 V_1}{RT_1} \\ &= \frac{200 \times 0.5}{0.287 \times 300} \\ &= 1.161 \text{ kg} \end{aligned}$$



$${}_1W_2 = \frac{1}{2}(P_1 + P_{\text{stop}})(V_{\text{stop}} - V_1) = \frac{1}{2}(200 + 400)(1 - 0.5) = 150 \text{ kJ}$$

$${}_1Q_2 = M(u_2 - u_1) + {}_1W_2 = 1.161(1205.25 - 214.36) + 150 = 1301 \text{ kJ}$$

$$s_2 - s_1 = s_{T_2}^{\circ} - s_{T_1}^{\circ} - R \ln(P_2/P_1) = 8.6121 - 6.8693 - 0.287 \ln 2.5 = 1.48 \text{ kJ/kg K}$$

Take control volume as total out to reservoir at T_{RES}

$${}_1S_2 \text{ gen tot} = m(s_2 - s_2) - {}_1Q_2/T_{\text{RES}} = 1.034 \text{ kJ/K}$$

$${}_1I_2 = T_0({}_1S_2 \text{ gen}) = 293.15 \times 1.034 = \mathbf{303 \text{ kJ}}$$

10.105

A jet of air at 200 m/s flows at 25°C, 100 kPa towards a wall where the jet flow stagnates and leaves at very low velocity. Consider the process to be adiabatic and reversible. Use the exergy equation and the second law to find the stagnation temperature and pressure.

Solution:

C.V. From free flow to stagnation point. Reversible adiabatic steady flow.

Exergy Eq.10.36: $0 = \dot{m}\psi_i - \dot{m}\psi_e - \dot{\Phi}_{\text{destr.}}$

Entropy Eq.: $0 = \dot{m}s_i - \dot{m}s_e + \int \dot{m}dq/T + \dot{m}s_{\text{gen}} = \dot{m}s_i - \dot{m}s_e + 0 + 0$

Process: Reversible $\dot{\Phi}_{\text{destr.}} = 0$, $s_{\text{gen}} = 0$, adiabatic $q = 0$

From exergy Eq.: $\psi_e - \psi_i = 0 = h_e - T_0s_e - h_i + T_0s_i - \frac{1}{2}\mathbf{V}_i^2$

From entropy Eq.: $s_e = s_i$, so entropy terms drop out

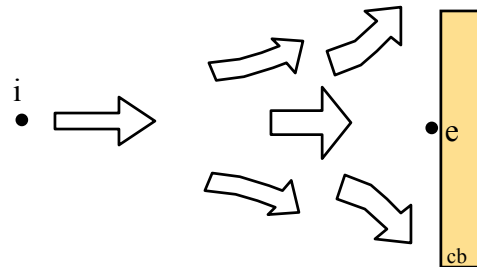
Exergy eq. now leads to: $h_e = h_i + \frac{1}{2}\mathbf{V}_i^2 \Rightarrow T_e = T_i + \frac{1}{2}\mathbf{V}_i^2 / C_p$

$$T_e = 25 + \frac{1}{2} \frac{200^2 \text{ J/kg}}{1004 \text{ J/kg K}} = \mathbf{44.92^\circ\text{C}}$$

Eq.8.32: $P_e = P_i (T_e/T_i)^{\frac{k}{k-1}} = 100 \left(\frac{273 + 44.92}{273 + 25} \right)^{1.4 / 0.4} = \mathbf{125.4 \text{ kPa}}$

State i is the free stream state.

State e is the stagnation state.



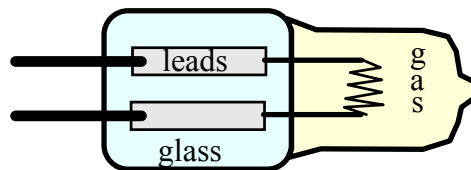
10.106

Consider the light bulb in Problem 8.123. What are the fluxes of exergy at the various locations mentioned? What are the exergy destruction in the filament, the entire bulb including the glass and the entire room including the bulb? The light does not affect the gas or the glass in the bulb but it gets absorbed on the room walls.

A small halogen light bulb receives an electrical power of 50 W. The small filament is at 1000 K and gives out 20% of the power as light and the rest as heat transfer to the gas, which is at 500 K; the glass is at 400 K. All the power is absorbed by the room walls at 25°C. Find the rate of generation of entropy in the filament, in the total bulb including glass and the total room including bulb.

Solution:

$$\begin{aligned}\dot{W}_{el} &= 50 \text{ W} \\ \dot{Q}_{RAD} &= 10 \text{ W} \\ \dot{Q}_{COND} &= 40 \text{ W}\end{aligned}$$



We will assume steady state and no storage in the bulb, air or room walls.

C.V. Filament steady-state

$$\text{Energy Eq.5.31:} \quad dE_{c.v.}/dt = 0 = \dot{W}_{el} - \dot{Q}_{RAD} - \dot{Q}_{COND}$$

$$\text{Entropy Eq.8.43:} \quad dS_{c.v.}/dt = 0 = -\frac{\dot{Q}_{RAD}}{T_{FILA}} - \frac{\dot{Q}_{COND}}{T_{FILA}} + \dot{S}_{gen}$$

$$\dot{S}_{gen} = (\dot{Q}_{RAD} + \dot{Q}_{COND})/T_{FILA} = \dot{W}_{el}/T_{FILA} = \frac{50}{1000} = \mathbf{0.05 \text{ W/K}}$$

C.V. Bulb including glass

$$\dot{Q}_{RAD} \text{ leaves at } 1000 \text{ K} \qquad \dot{Q}_{COND} \text{ leaves at } 400 \text{ K}$$

$$\dot{S}_{gen} = \int d\dot{Q}/T = -(-10/1000) - (-40/400) = \mathbf{0.11 \text{ W/K}}$$

C.V. Total room. All energy leaves at 25°C

$$\text{Eq.5.31:} \quad dE_{c.v.}/dt = 0 = \dot{W}_{el} - \dot{Q}_{RAD} - \dot{Q}_{COND}$$

$$\text{Eq.8.43:} \quad dS_{c.v.}/dt = 0 = -\frac{\dot{Q}_{TOT}}{T_{WALL}} + \dot{S}_{gen}$$

$$\dot{S}_{gen} = \frac{\dot{Q}_{TOT}}{T_{WALL}} = 50/(25+273) = \mathbf{0.168 \text{ W/K}}$$

Problems Solved Using Pr and vr Functions

10.31

An air compressor receives atmospheric air at $T_0 = 17^\circ\text{C}$, 100 kPa, and compresses it up to 1400 kPa. The compressor has an isentropic efficiency of 88% and it loses energy by heat transfer to the atmosphere as 10% of the isentropic work. Find the actual exit temperature and the reversible work.

C.V. Compressor

$$\text{Isentropic: } w_{c,in,s} = h_{e,s} - h_i ; \quad s_{e,s} = s_i$$

$$\text{Table A.7: } P_{r,e,s} = P_{r,i} \times (P_e/P_i) = 0.9917 \times 14 = 13.884$$

$$\Rightarrow h_{e,s} = 617.51 \text{ kJ/kg}$$

$$w_{c,in,s} = 617.51 - 290.58 = 326.93 \text{ kJ/kg}$$

$$\text{Actual: } w_{c,in,ac} = w_{c,in,s}/\eta_c = 371.51 ; \quad q_{\text{loss}} = 32.693 \text{ kJ/kg}$$

$$w_{c,in,ac} + h_i = h_{e,ac} + q_{\text{loss}}$$

$$\Rightarrow h_{e,ac} = 290.58 + 371.51 - 32.693 = 629.4 \text{ kJ/kg}$$

$$\Rightarrow T_{e,ac} = 621 \text{ K}$$

$$\begin{aligned} \text{Reversible: } w^{\text{rev}} &= h_i - h_{e,ac} + T_0(s_{e,ac} - s_i) \\ &= 290.58 - 629.4 + 290.15 \times (7.6121 - 6.8357) \\ &= -338.82 + 225.42 = \mathbf{-113.4 \text{ kJ/kg}} \end{aligned}$$

Since q_{loss} is also to the atmosphere it is not included as it will not be reversible.

10.61

An air compressor is used to charge an initially empty 200-L tank with air up to 5 MPa. The air inlet to the compressor is at 100 kPa, 17°C and the compressor isentropic efficiency is 80%. Find the total compressor work and the change in availability of the air.

Solution:

C.V. Tank + compressor Transient process with constant inlet conditions, no heat transfer.

$$\text{Continuity: } m_2 - m_1 = m_{\text{in}} \quad (m_1 = 0) \quad \text{Energy: } m_2 u_2 = m_{\text{in}} h_{\text{in}} - {}_1W_2$$

$$\text{Entropy: } m_2 s_2 = m_{\text{in}} s_{\text{in}} + {}_1S_2_{\text{gen}}$$

$$\text{Reversible compressor: } {}_1S_2_{\text{GEN}} = 0 \Rightarrow s_2 = s_{\text{in}}$$

$$\text{State 1: } v_1 = RT_1/P_1 = 0.8323 \text{ m}^3/\text{kg},$$

$$\text{State inlet, Table A.7.1: } h_{\text{in}} = 290.43 \text{ kJ/kg}, \quad s_{\text{Tin}}^{\circ} = 6.8352 \text{ kJ/kg K}$$

$$\text{Table A.7.2 } P_{\text{rin}} = 0.9899 \quad \text{used for constant s process}$$

$$\text{Table A.7.2 } \Rightarrow P_{\text{r2}} = P_{\text{rin}}(P_2/P_{\text{in}}) = 0.9899 \times (5000/100) = 49.495$$

$$\Rightarrow T_{2,s} = 855 \text{ K}, \quad u_{2,s} = 637.2 \text{ kJ/kg}$$

$$\Rightarrow {}_1w_{2,s} = h_{\text{in}} - u_{2,s} = 290.43 - 637.2 = -346.77 \text{ kJ/kg}$$

$$\text{Actual compressor: } {}_1w_{2,AC} = {}_1w_{2,s}/\eta_c = -433.46 \text{ kJ/kg}$$

$$u_{2,AC} = h_{\text{in}} - {}_1w_{2,AC} = 290.43 - (-433.46) = 723.89 \text{ kJ/kg}$$

$$\text{Backinterpolate in Table A.7.1 } \Rightarrow T_{2,AC} = 958 \text{ K}, \quad s_{T2,AC}^{\circ} = 8.0867 \text{ kJ/kg K}$$

$$\Rightarrow v_2 = RT_2/P_2 = 0.055 \text{ m}^3/\text{kg}$$

$$\text{State 2 } \boxed{u, P} \quad m_2 = V_2/v_2 = 3.636 \text{ kg} \Rightarrow {}_1W_2 = m_2({}_1w_{2,AC}) = \mathbf{-1576 \text{ kJ}}$$

$$m_2(\phi_2 - \phi_1) = m_2[u_2 - u_1 + P_0(v_2 - v_1) - T_0(s_2 - s_1)]$$

$$= 3.636 [723.89 - 207.19 + 100(0.055 - 0.8323) - 290[8.0867 - 6.8352 - 0.287 \ln(5000/100)]] = \mathbf{1460.3 \text{ kJ}}$$

Here we used Eq.8.28 for the change in entropy.

**SOLUTION MANUAL
ENGLISH UNIT PROBLEMS
CHAPTER 10**

SONNTAG • BORGNAKKE • VAN WYLEN



FUNDAMENTALS
of
Thermodynamics
Sixth Edition

CHAPTER 10

SUBSECTION	PROB NO.
Concept-Study Guide Problems	107-112
Available Energy, Reversible Work	113-117
Irreversibility	118-124
Availability (exergy)	125-132
Device 2 nd Law Efficiency	133-138
Exergy Balance Equation	139-140
Review Problems	141-145

Correspondence List

The correspondence between the new English unit problem set and the previous 5th edition chapter 10 problem set with the current set of SI problems.

New	5th	SI	New	5th	SI	New	5th	SI
107	new	12	120	65	42	133	new	82
108	new	14	121	68	43	134	new	71
109	new	15	122	64	44	135	77mod	74
110	new	16	123	67	45	136	78	76
111	new	18	124	86b	50	137	79mod	78
112	new	20	125	70	51	138	81	79
113	69	22	126	73	52	139	new	87
114	62	24	127	74	53	140	new	89
115	new	23	128	76	61	141	61	96
116	66	32	129	new	63	142	80	97
117	86a	34	130	71	65	143	82	99
118	new	37	131	72	67	144	new	-
119	63	39	132	75	68	145	87	104

Concept-Study Guide Problems

10.107E

A flow of air at 150 psia, 540 R is throttled to 75 psia. What is the irreversibility? What is the drop in flow availability?

A throttle process is constant enthalpy if we neglect kinetic energies.

Process: $h_e = h_i$ so ideal gas $\Rightarrow T_e = T_i$

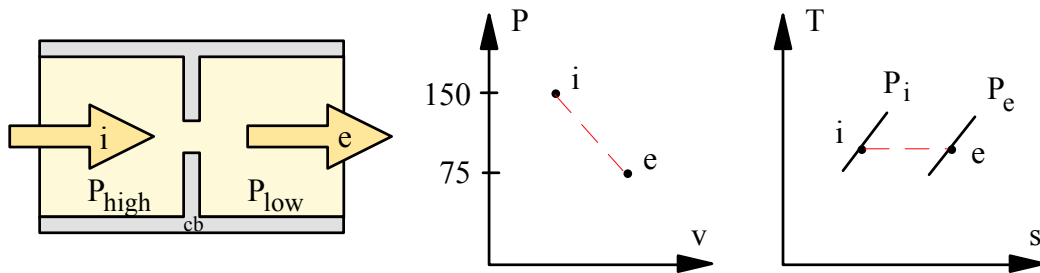
Entropy Eq.: $s_e - s_i = s_{gen} = s_{Te}^o - s_{Ti}^o - R \ln \frac{P_e}{P_i} = 0 - R \ln \frac{P_e}{P_i}$

$$s_{gen} = - \frac{53.34}{778} \ln \left(\frac{75}{150} \right) = 0.0475 \text{ Btu/lbm R}$$

Eq.10.11: $i = T_o s_{gen} = 536.7 \times 0.0475 = \mathbf{25.49 \text{ Btu/lbm}}$

The drop in availability is exergy destruction, which is the irreversibility

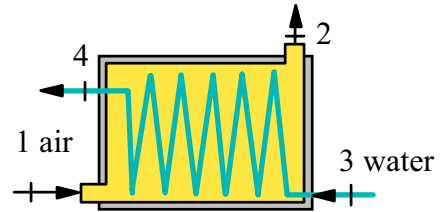
$$\Delta\psi = i = \mathbf{25.49 \text{ Btu/lbm}}$$



10.108E

A heat exchanger increases the availability of 6 lbm/s water by 800 btu/lbm using 20 lbm/s air coming in at 2500 R and leaving with 250 Btu/lbm less availability. What are the irreversibility and the second law efficiency?

C.V. Heat exchanger, steady flow 1 inlet and 1 exit for air and water each. The two flows exchange energy with no heat transfer to/from the outside.



The irreversibility is the destruction of exergy (availability) so

$$\dot{I} = \dot{\Phi}_{\text{destruction}} = \dot{\Phi}_{\text{in}} - \dot{\Phi}_{\text{out}} = 20 \times 250 - 6 \times 800 = \mathbf{200 \text{ Btu/s}}$$

The second law efficiency, Eq.10.32

$$\eta_{\text{II}} = \dot{\Phi}_{\text{out}} / \dot{\Phi}_{\text{in}} = \frac{6 \times 800}{20 \times 250} = \mathbf{0.96}$$

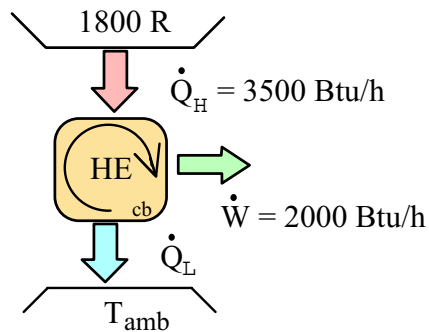
10.109E

A heat engine receives 3500 Btu/h heat transfer at 1800 R and gives out 2000 Btu/h as work with the rest as heat transfer to the ambient. What are the fluxes of exergy in and out?

$$\text{Exergy flux in: } \dot{\Phi}_H = \left(1 - \frac{T_o}{T_H}\right) \dot{Q}_H = \left(1 - \frac{536.7}{1800}\right) 3500 \text{ Btu/h} = \mathbf{2456 \text{ btu/h}}$$

$$\text{Exergy flux out: } \dot{\Phi}_L = \left(1 - \frac{T_o}{T_L}\right) \dot{Q}_L = \mathbf{0} \quad (T_L = T_o)$$

The other exergy flux out is the power $\dot{\Phi}_{\text{out}} = \dot{W} = \mathbf{2000 \text{ Btu/h}}$



10.110E

A heat engine receives 3500 Btu/h heat transfer at 1800 R and gives out 2000 Btu/h as work with the rest as heat transfer to the ambient. Find its first and second law efficiencies.

First law efficiency is based on the energies

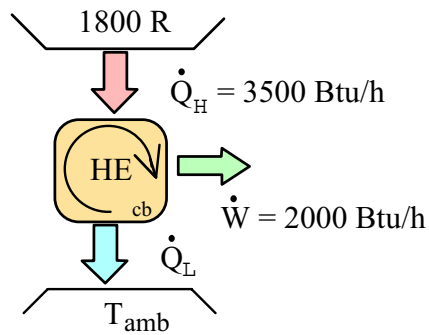
$$\eta_I = \dot{W} / \dot{Q}_H = \frac{2000}{3500} = \mathbf{0.6}$$

The second law efficiency is based on work out versus availability in

$$\text{Exergy flux in: } \dot{\Phi}_H = \left(1 - \frac{T_o}{T_H}\right) \dot{Q}_H = \left(1 - \frac{536.7}{1800}\right) 3500 \text{ Btu/h} = \mathbf{2456 \text{ btu/h}}$$

$$\eta_{II} = \frac{\dot{W}}{\dot{\Phi}_H} = \frac{2000}{2456} = \mathbf{0.814}$$

Notice the exergy flux in is equal to the Carnot heat engine power output given 3500 Btu/h at 1800 R and rejecting energy to the ambient.



10.111E

A heat pump has a coefficient of performance of 2 using a power input of 15000 Btu/h. Its low temperature is T_o , and the high temperature is 180 F, with ambient at T_o . Find the fluxes of exergy associated with the energy fluxes in and out.

First let us do the energies in and out

$$\text{COP} = \beta = \frac{\dot{Q}_H}{\dot{W}} \Rightarrow \dot{Q}_H = \beta \dot{W} = 2 \times 15\,000 \text{ Btu/h} = 30\,000 \text{ Btu/h}$$

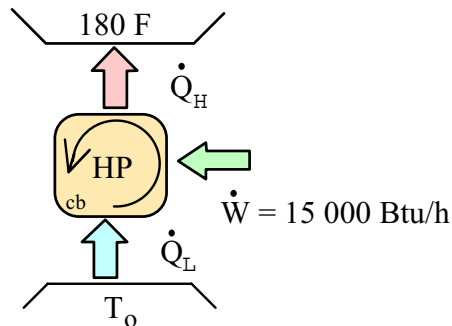
$$\text{Energy Eq.: } \dot{Q}_L = \dot{Q}_H - \dot{W} = 30\,000 - 15\,000 = 15\,000 \text{ Btu/h}$$

$$\text{Exergy flux in: } \dot{\Phi}_L = \left(1 - \frac{T_o}{T_L}\right) \dot{Q}_L = \mathbf{0} \quad (T_L = T_o)$$

$$\text{Exergy flux in: } \dot{\Phi}_W = \dot{W} = \mathbf{15\,000 \text{ Btu/h}}$$

$$\text{Exergy flux out: } \dot{\Phi}_H = \left(1 - \frac{T_o}{T_H}\right) \dot{Q}_H = \left(1 - \frac{536.7}{639.7}\right) 30\,000 = \mathbf{4830 \text{ Btu/h}}$$

Remark: It destroys $15\,000 - 4830 = 10\,170$ Btu/h of exergy.



10.112E

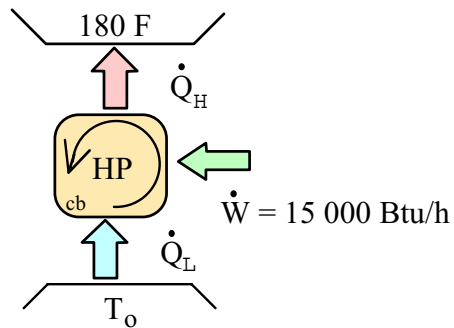
Find the second law efficiency of the heat pump in problem 10.111.

The second law efficiency is a ratio of exergies namely what we want out divided by what we have to put in. Exergy from first term on RHS Eq. 10.36

$$\dot{\Phi}_H = \left(1 - \frac{T_o}{T_H}\right) \dot{Q}_H;$$

$$\dot{Q}_H = \beta \dot{W} = 2 \times 15\,000 \text{ Btu/h} = 30\,000 \text{ Btu/h}$$

$$\eta_{II} = \frac{\dot{\Phi}_H}{\dot{W}} = \left(1 - \frac{T_o}{T_H}\right) \frac{\dot{Q}_H}{\dot{W}} = \left(1 - \frac{536.7}{639.7}\right) \frac{30\,000}{15\,000} = \mathbf{0.32}$$



Available Energy, Reversible work

10.113E

A control mass gives out 1000 Btu of energy in the form of

- a. Electrical work from a battery
- b. Mechanical work from a spring
- c. Heat transfer at 700 F

Find the change in availability of the control mass for each of the three cases.

Solution:

a) Work is availability $\Delta\Phi = -W_{el} = \mathbf{-1000 \text{ Btu}}$

b) Work is availability $\Delta\Phi = -W_{spring} = \mathbf{-1000 \text{ Btu}}$

c) Give the heat transfer to a Carnot heat engine and W is availability

$$\Delta\Phi = -\left(1 - \frac{T_0}{T_H}\right) Q_{out} = -\left(1 - \frac{537}{1160}\right) 1000 = \mathbf{-537 \text{ Btu}}$$

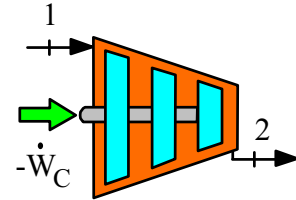
10.114E

The compressor in a refrigerator takes refrigerant R-134a in at 15 lbf/in.^2 , 0 F and compresses it to 125 lbf/in.^2 , 100 F . With the room at 70 F find the reversible heat transfer and the minimum compressor work.

Solution:

C.V. Compressor out to ambient. Minimum work in is the reversible work.

Steady flow, 1 inlet and 2 exit



$$\text{Energy Eq.:} \quad w_c = h_1 - h_2 + q^{\text{rev}}$$

$$\text{Entropy Eq.:} \quad s_2 = s_1 + \int dq/T + s_{\text{gen}} = s_1 + q^{\text{rev}}/T_o + 0$$

$$\Rightarrow q^{\text{rev}} = T_o(s_2 - s_1)$$

$$q^{\text{rev}} = 529.67 \times (0.41262 - 0.42288) = \mathbf{-5.43 \text{ Btu/lbm}}$$

$$w_{c \text{ min}} = h_1 - h_2 + T_o(s_2 - s_1) = 167.193 - 181.059 - 5.43 = \mathbf{-19.3 \text{ Btu/lbm}}$$

10.115E

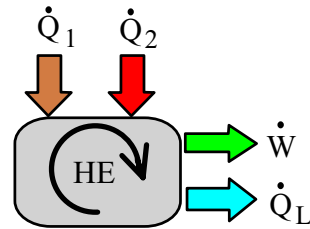
A heat engine receives 15 000 btu/h at 1400 R and 30 000 btu/h at 1800 R rejecting energy by heat transfer at 900 R. Assume it is reversible and find the power output. How much power could be produced if it could reject energy at $T_o = 540$ R?

Solution:

C.V. The heat engine, this is in steady state.

$$\text{Energy Eq.: } 0 = \dot{Q}_1 + \dot{Q}_2 - \dot{Q}_L - \dot{W}$$

$$\text{Entropy Eq.: } 0 = \frac{\dot{Q}_1}{T_1} + \frac{\dot{Q}_2}{T_2} - \frac{\dot{Q}_L}{T_L} + 0$$



Now solve for \dot{Q}_L from the entropy equation

$$\dot{Q}_L = \frac{T_L}{T_1} \dot{Q}_1 + \frac{T_L}{T_2} \dot{Q}_2 = \frac{900}{1400} \times 15\,000 + \frac{900}{1800} \times 30\,000 = 24\,643 \text{ Btu/h}$$

Substitute into the energy equation and solve for the work term

$$\dot{W} = \dot{Q}_1 + \dot{Q}_2 - \dot{Q}_L = 15\,000 + 30\,000 - 24\,643 = \mathbf{20\,357 \text{ Btu/h}}$$

For a low temperature of 540 R we can get

$$\dot{Q}_{L2} = \frac{540}{900} \dot{Q}_L = 14\,786 \text{ btu/h}$$

$$\dot{W} = \dot{Q}_1 + \dot{Q}_2 - \dot{Q}_L = 15\,000 + 30\,000 - 14\,786 = \mathbf{30\,214 \text{ Btu/h}}$$

Remark: Notice the large increase in the power output.

10.116E

Air flows through a constant pressure heating device as shown in Fig. P10.32. It is heated up in a reversible process with a work input of 85 Btu/lbm air flowing. The device exchanges heat with the ambient at 540 R. The air enters at 540 R, 60 lbf/in.². Assuming constant specific heat develop an expression for the exit temperature and solve for it.

C.V. Total out to T_0

$$\text{Energy Eq.: } h_1 + q_0^{\text{rev}} - w^{\text{rev}} = h_2$$

$$\text{Entropy Eq.: } s_1 + q_0^{\text{rev}}/T_0 = s_2 \Rightarrow q_0^{\text{rev}} = T_0(s_2 - s_1)$$

$$h_2 - h_1 = T_0(s_2 - s_1) - w^{\text{rev}} \quad (\text{same as Eq. 10.12})$$

$$\text{Constant } C_p \text{ gives: } C_p(T_2 - T_1) = T_0 C_p \ln(T_2/T_1) + 85$$

The energy equation becomes

$$T_2 - T_0 \ln(T_2/T_1) = T_1 + 85/C_p$$

$$T_1 = 540 \text{ R, } C_p = 0.24 \text{ Btu/lbm R, } T_0 = 540 \text{ R}$$

$$T_2 - 540 \ln(T_2/540) = 540 + (85/0.24) = 894.17 \text{ R}$$

Now trial and error on T_2

$$\text{At } 1400 \text{ R } \quad \text{LHS} = 885.56 \text{ R (too low)}$$

$$\text{At } 1420 \text{ R } \quad \text{LHS} = 897.9 \text{ R}$$

$$\text{Interpolate to get } T_2 = \mathbf{1414 \text{ R}} \quad (\text{LHS} = 894.19 \text{ R } \mathbf{OK})$$

10.117E

A rock bed consists of 12 000 lbm granite and is at 160 F. A small house with lumped mass of 24 000 lbm wood and 2000 lbm iron is at 60 F. They are now brought to a uniform final temperature with no external heat transfer by connecting the house and rock bed through some heat engines. If the process is reversible, find the final temperature and the work done during the process.

Take C.V. Total (rockbed and heat engine)

$$\text{Energy Eq.:} \quad m_{\text{rock}}(u_2 - u_1) + m_{\text{wood}}(u_2 - u_1) + m_{\text{Fe}}(u_2 - u_1) = {}_1W_2$$

$$\text{Entropy Eq.:} \quad m_{\text{rock}}(s_2 - s_1) + m_{\text{wood}}(s_2 - s_1) + m_{\text{Fe}}(s_2 - s_1) = 0$$

$$(mC)_{\text{rock}} \ln \frac{T_2}{T_1} + (mC)_{\text{wood}} \ln \frac{T_2}{T_1} + (mC)_{\text{Fe}} \ln \frac{T_2}{T_1} = 0$$

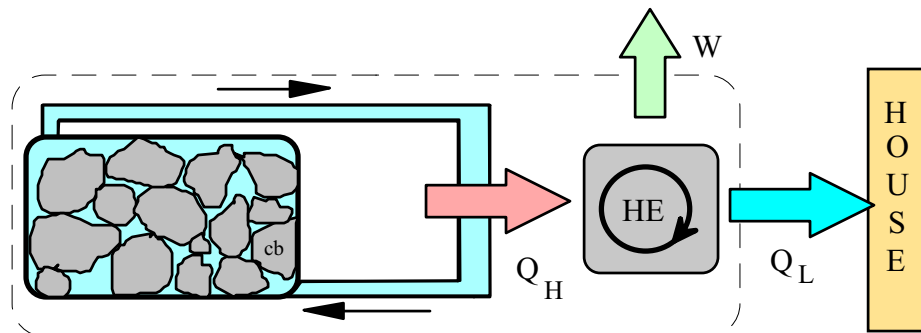
$$12000 \times 0.212 \ln (T_2/619.67) + 24000 \times 0.33 \ln (T_2/519.67) \\ + 2000 \times 0.11 \ln (T_2/519.67) = 0$$

$$\Rightarrow T_2 = 541.9 \text{ R}$$

Now from the energy equation

$${}_1W_2 = 12\,000 \times 0.212(541.9 - 619.67) \\ + (24\,000 \times 0.33 + 2000 \times 0.11)(541.9 - 519.67)$$

$$\Rightarrow {}_1W_2 = 16\,895 \text{ Btu}$$



Irreversibility**10.118E**

A constant pressure piston/cylinder contains 4 lbm of water at 1000 psia and 200 F. Heat is added from a reservoir at 1300 F to the water until it reaches 1300 F. We want to find the total irreversibility in the process.

Solution:

C.V. Piston cylinder out to the reservoir (incl. the walls).

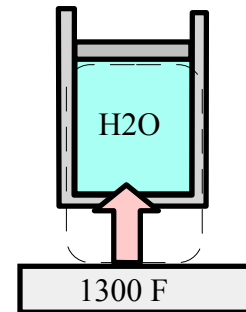
$$\text{Energy Eq.: } m(u_2 - u_1) = {}_1Q_2 - {}_1W_2$$

$$\text{Entropy Eq.: } m(s_2 - s_1) = {}_1Q_2/T_{\text{res}} + {}_1S_{2 \text{ gen}}$$

$$\text{State 1: } h_1 = 168.07 \text{ Btu/lbm, } s_1 = 0.294 \text{ Btu/lbm R}$$

$$\text{State 2: } h_2 = 1676.53 \text{ Btu/lbm, } s_2 = 1.7593 \text{ Btu/lbm R}$$

$$\text{Process: } P = C \Rightarrow {}_1W_2 = P(V_2 - V_1)$$



From the energy equation we get

$$\begin{aligned} {}_1Q_2 &= m(u_2 - u_1) + {}_1W_2 = m(h_2 - h_1) \\ &= 4(1676.53 - 168.07) = 6033.8 \text{ Btu} \end{aligned}$$

From the entropy equation we get

$$\begin{aligned} {}_1S_{2 \text{ gen}} &= m(s_2 - s_1) - \frac{{}_1Q_2}{T_{\text{res}}} = 4(1.7593 - 0.294) - \frac{6033.8}{459.7 + 1300} \\ &= 2.4323 \text{ Btu/R} \end{aligned}$$

Now the irreversibility is from Eq. 10.19

$${}_1I_2 = m {}_1i_2 = T_o {}_1S_{2 \text{ gen}} = 536.7 \text{ R} \times 2.4323 \text{ Btu/R} = \mathbf{1305 \text{ Btu}}$$

10.119E

A supply of steam at 14.7 lbf/in.^2 , 320 F is needed in a hospital for cleaning purposes at a rate of 30 lbm/s . A supply of steam at 20 lbf/in.^2 , 500 F is available from a boiler and tap water at 14.7 lbf/in.^2 , 60 F is also available. The two sources are then mixed in a mixing chamber to generate the desired state as output. Determine the rate of irreversibility of the mixing process.

C.V. Mixing chamber

$$\text{Continuity Eq.:} \quad \dot{m}_1 + \dot{m}_2 = \dot{m}_3$$

$$\text{Energy Eq.:} \quad \dot{m}_1 h_1 + \dot{m}_2 h_2 = \dot{m}_3 h_3$$

$$\text{Entropy Eq.:} \quad \dot{m}_1 s_1 + \dot{m}_2 s_2 + \dot{S}_{\text{gen}} = \dot{m}_3 s_3$$

Table properties

$$\text{F.7.1} \quad h_1 = 28.08 \text{ Btu/lbm}, \quad s_1 = 0.05555 \text{ Btu/lbm R}$$

$$\text{F.7.2} \quad h_2 = 1286.8 \text{ Btu/lbm}, \quad s_2 = 1.8919 \text{ Btu/lbm R}$$

$$\text{F.7.2} \quad h_3 = 1202.1 \text{ Btu/lbm}, \quad s_3 = 1.828 \text{ Btu/lbm R}$$

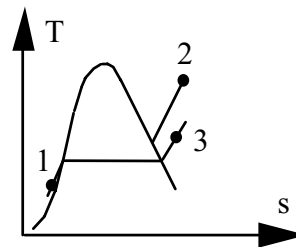
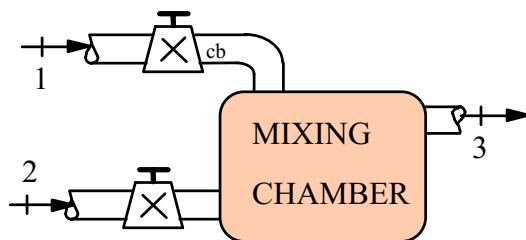
From the energy equation we get

$$\dot{m}_2 / \dot{m}_3 = (h_3 - h_1) / (h_2 - h_1) = \frac{1202.1 - 28.08}{1286.8 - 28.08} = 0.9327$$

$$\dot{m}_2 = 27.981 \text{ lbm/s}, \quad \dot{m}_1 = 2.019 \text{ lbm/s}$$

From the entropy equation we get

$$\begin{aligned} \dot{I} &= T_0 \dot{S}_{\text{gen}} = T_0 (\dot{m}_3 s_3 - \dot{m}_1 s_1 - \dot{m}_2 s_2) \\ &= 536.67 \times (30 \times 1.828 - 2.019 \times 0.05555 - 27.981 \times 1.8919) = \mathbf{961 \text{ Btu/s}} \end{aligned}$$



10.120E

Fresh water can be produced from saltwater by evaporation and subsequent condensation. An example is shown in Fig. P10.42 where 300-lbm/s saltwater, state 1, comes from the condenser in a large power plant. The water is throttled to the saturated pressure in the flash evaporator and the vapor, state 2, is then condensed by cooling with sea water. As the evaporation takes place below atmospheric pressure, pumps must bring the liquid water flows back up to P_0 . Assume that the saltwater has the same properties as pure water, the ambient is at 68 F, and that there are no external heat transfers. With the states as shown in the table below find the irreversibility in the throttling valve and in the condenser.

State	1	2	3	4	5	6	7	8
T [F]	86	77	77	--	74	--	63	68

$$\text{C.V. Valve: } \dot{m}_1 = \dot{m}_{\text{ex}} = \dot{m}_2 + \dot{m}_3,$$

$$\text{Energy Eq.: } h_1 = h_e ; \quad \text{Entropy Eq.: } s_i + s_{\text{gen}} = s_e$$

$$h_1 = 54.08 \quad s_i = 0.1043 \text{ Btu/lbm R}, \quad P_2 = P_{\text{sat}}(T_2 = T_3) = 0.4641 \text{ psia}$$

$$h_e = h_1 \Rightarrow x_e = (54.08 - 45.08)/1050.0 = 0.008571$$

$$\Rightarrow s_e = 0.08769 + 0.008571 \times 1.9565 = 0.1045 \text{ Btu/lbm R}$$

$$\dot{m}_2 = (1 - x_e) \dot{m}_i = (1 - 0.008571) 300 = 297.44 \text{ lbm/s}$$

$$s_{\text{gen}} = s_e - s_i = 0.1045 - 0.1043 = 0.0002 \text{ Btu/lbm R}$$

$$\dot{I} = \dot{m} T_0 s_{\text{gen}} = 300 \times 528 \times 0.0002 = 31.68 \text{ Btu/s}$$

C.V. Condenser.

State	2	5	7	8
h Btu/lbm	1095.1	42.09	31.08	36.09
s Btu/lbm R	2.044	0.0821	0.0613	0.0708

$$\text{Energy Eq.: } \dot{m}_2 h_2 + \dot{m}_7 h_7 = \dot{m}_2 h_5 + \dot{m}_7 h_8 \Rightarrow$$

$$\dot{m}_7 = \dot{m}_2 \times (h_2 - h_5)/(h_8 - h_7) = 297.44 \frac{1095.1 - 42.09}{36.09 - 31.08} = 62516 \frac{\text{lbm}}{\text{s}}$$

$$\text{Entropy Eq.: } \dot{m}_2 s_2 + \dot{m}_7 s_7 + \dot{S}_{\text{gen}} = \dot{m}_2 s_5 + \dot{m}_7 s_8$$

$$\dot{I} = T_0 \dot{S}_{\text{gen}} = T_0 [\dot{m}_2 (s_5 - s_2) + \dot{m}_7 (s_8 - s_7)]$$

$$= 528 [297.44(0.0821 - 2.044) + 62516(0.0708 - 0.0613)]$$

$$= 528 \times 10.354 = \mathbf{5467 \text{ Btu/s}}$$

10.121E

Calculate the irreversibility for the process described in Problem 6.175, assuming that the heat transfer is with the surroundings at 61 F.

C.V. Cylinder volume.

$$\text{Continuity Eq.6.15: } m_2 - m_1 = m_{\text{in}}$$

$$\text{Energy Eq.6.16: } m_2 u_2 - m_1 u_1 = m_{\text{in}} h_{\text{line}} + {}_1Q_2 - {}_1W_2$$

Process: P_1 is constant to stops, then constant V to state 2 at P_2

$$\text{State 1: } P_1, T_1 \quad m_1 = \frac{P_1 V}{RT_1} = \frac{45 \times 9 \times 144}{53.34 \times 519.7} = 2.104 \text{ lbm}$$

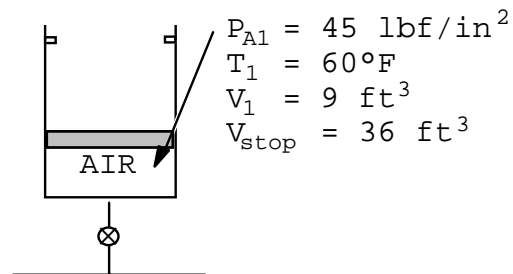
Open to: $P_2 = 60 \text{ lbf/in}^2$

Table F.5:

$$h_i = 266.13 \text{ btu/lbm}$$

$$u_1 = 88.68 \text{ Btu/lbm}$$

$$u_2 = 107.62 \text{ Btu/lbm}$$



$P = P_1$ until $V = V_{\text{stop}}$ then constant V

$${}_1W_2 = \int P dV = P_1(V_{\text{stop}} - V_1) = 45 \times (36 - 9) \frac{144}{778} = 224.9 \text{ Btu}$$

$$m_2 = P_2 V_2 / RT_2 = \frac{60 \times 36 \times 144}{53.34 \times 630} = 9.256 \text{ lbm}, \quad m_i = 7.152 \text{ lbm}$$

$$\begin{aligned} {}_1Q_2 &= m_2 u_2 - m_1 u_1 - m_i h_i + {}_1W_2 \\ &= 9.256 \times 107.62 - 2.104 \times 88.68 - 7.152 \times 266.13 + 224.9 \\ &= -868.9 \text{ Btu} \end{aligned}$$

$I = T_0 S_{\text{gen}}$ so apply 2nd law out to $T_0 = 61 \text{ F} = 520.7 \text{ R}$

$$m_2 s_2 - m_1 s_1 = m_i s_i + {}_1Q_2 / T_0 + {}_1S_{2\text{gen}}$$

$$T_0 S_{\text{gen}} = T_0 (m_2 s_2 - m_1 s_1 - m_i s_i) - {}_1Q_2$$

Use from table F.4: $C_p = 0.24$, $R = 53.34 / 778 = 0.06856 \text{ Btu/lbm R}$,

$$\begin{aligned} T_0 S_{\text{gen}} &= I = T_0 [m_1 (s_2 - s_1) + m_i (s_2 - s_i)] - {}_1Q_2 \\ &= 520.7 [2.104 (C_p \ln \frac{630}{519.7} - R \ln \frac{60}{45}) + 7.152 (C_p \ln \frac{630}{1100} - R \ln \frac{60}{75})] \\ &\quad - (-868.9) \\ &= 520.7 (0.05569 - 0.8473) + 868.9 \\ &= \mathbf{456.7 \text{ Btu}} \end{aligned}$$

10.122E

A 4-lbm piece of iron is heated from room temperature 77 F to 750 F by a heat source at 1100 F. What is the irreversibility in the process?

C.V. Iron out to 1100 F source, which is a control mass.

$$\text{Energy Eq.:} \quad m_{\text{Fe}}(u_2 - u_1) = {}_1Q_2 - {}_1W_2$$

$$\text{Entropy Eq.:} \quad m_{\text{Fe}}(s_2 - s_1) = {}_1Q_2/T_{\text{res}} + {}_1S_{2 \text{ gen}}$$

$$\text{Process: Constant pressure} \quad \Rightarrow \quad {}_1W_2 = Pm_{\text{Fe}}(v_2 - v_1)$$

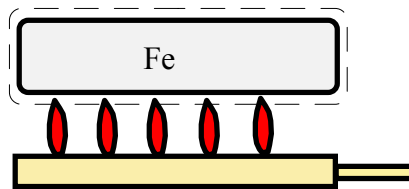
$$\Rightarrow {}_1Q_2 = m_{\text{Fe}}(h_2 - h_1) = m_{\text{Fe}}C(T_2 - T_1)$$

$${}_1Q_2 = 4 \times 0.107 \times (750 - 77) = 288.04 \text{ Btu}$$

$${}_1S_{2 \text{ gen}} = m_{\text{Fe}}(s_2 - s_1) - {}_1Q_2/T_{\text{res}} = m_{\text{Fe}}C \ln(T_2/T_1) - {}_1Q_2/T_{\text{res}}$$

$$= 4 \times 0.107 \times \ln \frac{1209.67}{536.67} - \frac{288.04}{1559.67} = 0.163 \text{ Btu/R}$$

$${}_1I_2 = T_o ({}_1S_{2 \text{ gen}}) = 536.67 \times 0.163 = \mathbf{87.57 \text{ Btu}}$$



A real flame may be more than 1100 F, but a little away from it where the gas has mixed with some air it may be 1100 F.

10.123E

Air enters the turbocharger compressor of an automotive engine at 14.7 lbf/in^2 , 90 F , and exits at 25 lbf/in^2 , as shown in Fig. P10.45. The air is cooled by 90 F in an intercooler before entering the engine. The isentropic efficiency of the compressor is 75% . Determine the temperature of the air entering the engine and the irreversibility of the compression-cooling process.

Solution:

a) Compressor. First ideal which is reversible adiabatic, constant s :

$$T_{2s} = T_1 \left(\frac{P_2}{P_1} \right)^{\frac{k-1}{k}} = 550 \left(\frac{25}{14.7} \right)^{0.286} = 640.2 \text{ R}$$

$$-w_s = C_{p0}(T_{2s} - T_1) = 0.24(640.2 - 550) = 21.65 \text{ Btu/lbm}$$

Now the actual compressor

$$-w = -w_s/\eta_s = 21.65/0.75 = 28.87 = C_{p0}(T_2 - T_1) = 0.24(T_2 - 550)$$

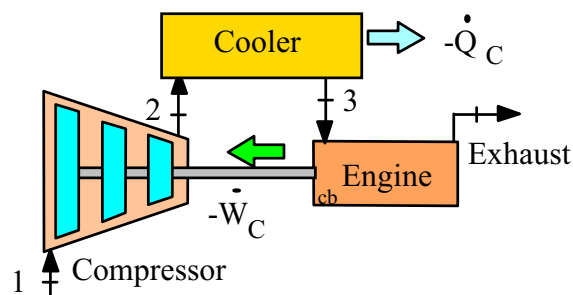
$$\Rightarrow T_2 = 670.3 \text{ R}$$

$$\text{Cool down } 90 \text{ F} \quad \Rightarrow T_3 = 670.3 - 90 = \mathbf{580.3 \text{ R}}$$

b) Irreversibility from Eq.10.13 with rev. work from Eq.10.12, ($q = 0$ at T_H)

$$s_3 - s_1 = 0.24 \ln \frac{580.3}{550} - \frac{53.34}{778} \ln \frac{25}{14.7} = -0.0235 \text{ Btu/lbm R}$$

$$\begin{aligned} i &= T(s_3 - s_1) - (h_3 - h_1) - w = T(s_3 - s_1) - C_p(T_3 - T_1) - C_p(T_1 - T_2) \\ &= 550(-0.0235) - 0.24(-90) = \mathbf{+8.7 \text{ Btu/lbm}} \end{aligned}$$



10.124E

A rock bed consists of 12 000 lbm granite and is at 160 F. A small house with lumped mass of 24 000 lbm wood and 2000 lbm iron is at 60 F. They are now brought to a uniform final temperature by circulating water between the rock bed and the house. Find the final temperature and the irreversibility in the process assuming an ambient at 60 F.

C.V. Total Rockbed and house. No work, no Q irreversible process.

$$\text{Energy eq.: } m_{\text{rock}}(u_2 - u_1) + m_{\text{wood}}(u_2 - u_1) + m_{\text{Fe}}(u_2 - u_1) = 0$$

$$\text{Entropy Eq.: } m_{\text{rock}}(s_2 - s_1) + m_{\text{wood}}(s_2 - s_1) + m_{\text{Fe}}(s_2 - s_1) = S_{\text{gen}}$$

$$(mC)_{\text{rock}} \ln \frac{T_2}{T_1} + (mC)_{\text{wood}} \ln \frac{T_2}{T_1} + (mC)_{\text{Fe}} \ln \frac{T_2}{T_1} = S_{\text{gen}}$$

$$\text{Energy eq.: } (mC)_{\text{rock}}(T_2 - 160) + (mC)_{\text{wood}} + mC_{\text{Fe}}(T_2 - 60) = 0$$

$$12\,000 \times 0.212 (T_2 - 160) + (24\,000 \times 0.33 + 2000 \times 0.11)(T_2 - 60) = 0$$

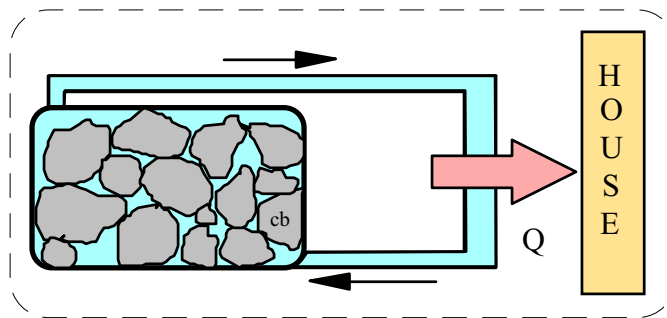
$$2544 (T_2 - 160) + (7920 + 220)(T_2 - 60) = 0$$

$$T_2 = \mathbf{83.8 \text{ F} = 543.5 \text{ R}}$$

$$S_{\text{gen}} = \sum m_i(s_2 - s_1)_i = (mC)_{\text{rock}} \ln \frac{T_2}{T_1} + (mC)_{\text{wood}} \ln \frac{T_2}{T_1} + (mC)_{\text{Fe}} \ln \frac{T_2}{T_1}$$

$$= 2544 \ln \frac{543.5}{619.67} + (7920 + 220) \ln \frac{543.5}{519.67} = 35.26 \text{ Btu/R}$$

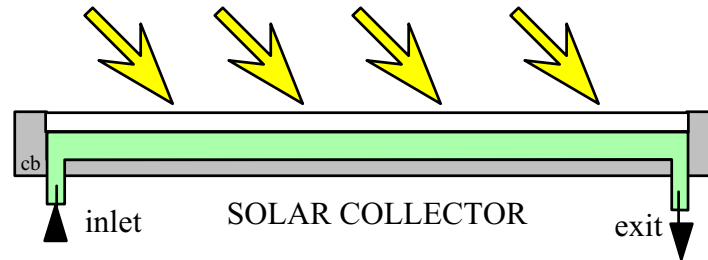
$${}_1I_2 = T_0 S_{\text{gen}} = 519.67 \times 35.26 = \mathbf{18324 \text{ Btu}}$$



Availability (exergy)**10.125E**

A steady stream of R-22 at ambient temperature, 50 F, and at 110 lbf/in.² enters a solar collector. The stream exits at 180 F, 100 lbf/in.². Calculate the change in availability of the R-22 between these two states.

Solution:



Inlet Table F.9.1 (liquid): $h_i = 24.275$ Btu/lbm, $s_i = 0.0519$ Btu/lbm R

Exit Table F.9.2 (sup. vap.): $h_e = 132.29$ Btu/lbm, $s_e = 0.2586$ Btu/lbm R

From Eq.10.24 or 10.37

$$\begin{aligned}\Delta\psi_{ie} &= \psi_e - \psi_i = (h_e - h_i) - T_0(s_e - s_i) \\ &= (132.29 - 24.275) - 510(0.2586 - 0.0519) \\ &= \mathbf{2.6 \text{ Btu/lbm}}\end{aligned}$$

10.126E

Consider the springtime melting of ice in the mountains, which gives cold water running in a river at 34 F while the air temperature is 68 F. What is the availability of the water relative to the temperature of the ambient?

$$\psi = h_1 - h_0 - T_0(s_1 - s_0) \quad \text{flow availability from Eq.10.19}$$

Approximate both states as saturated liquid

$$\psi = 1.9973 - 36.088 - 527.67 \times (0.00405 - 0.07081) = \mathbf{1.136 \text{ Btu/lbm}}$$

Why is it positive? As the water is brought to 68 F it can be heated with q_L from a heat engine using q_H from atmosphere $T_H = T_0$ thus giving out work.



10.127E

A geothermal source provides 20 lbm/s of hot water at 80 lbf/in.², 300 F flowing into a flash evaporator that separates vapor and liquid at 30 lbf/in.². Find the three fluxes of availability (inlet and two outlets) and the irreversibility rate.

C.V. Flash evaporator chamber. Steady flow with no work or heat transfer.

$$\text{Cont. Eq.:} \quad \dot{m}_1 = \dot{m}_2 + \dot{m}_3 ;$$

$$\text{Energy Eq.:} \quad \dot{m}_1 h_1 = \dot{m}_2 h_2 + \dot{m}_3 h_3$$

$$\text{Entropy Eq.:} \quad \dot{m}_1 s_1 + \dot{S}_{\text{gen}} = \dot{m}_2 s_2 + \dot{m}_3 s_3$$

Properties from Table F.7.1

$$h_0 = 45.08, \quad h_1 = 269.73, \quad h_2 = 1164.3, \quad h_3 = 218.9 \quad \text{Btu/lbm}$$

$$s_0 = 0.08769, \quad s_1 = 0.4372, \quad s_2 = 1.6997, \quad s_3 = 0.36815 \quad \text{Btu/lbm R}$$

$$h_1 = x h_2 + (1 - x) h_3 \quad \Rightarrow \quad x = \frac{\dot{m}_2}{\dot{m}_1} = \frac{h_1 - h_3}{h_2 - h_3} = 0.05376$$

$$\dot{m}_2 = x \dot{m}_1 = 1.075 \text{ lbm/s} \quad \dot{m}_3 = (1-x) \dot{m}_1 = 18.925 \text{ lbm/s}$$

$$\dot{S}_{\text{gen}} = 1.075 \times 1.6997 + 18.925 \times 0.36815 - 20 \times 0.4372 = 0.0504 \text{ Btu/s-R}$$

Flow availability Eq.10.22: $\psi = (h - T_0 s) - (h_0 - T_0 s_0) = h - h_0 - T_0 (s - s_0)$

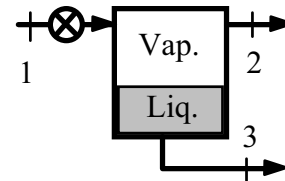
$$\psi_1 = 269.73 - 45.08 - 537 \times (0.4372 - 0.08769) = 36.963 \text{ Btu/lbm}$$

$$\psi_2 = 1164.3 - 45.08 - 537 \times (1.6997 - 0.08769) = 253.57 \text{ Btu/lbm}$$

$$\psi_3 = 218.9 - 45.08 - 537 \times (0.36815 - 0.08769) = 23.21 \text{ Btu/lbm}$$

$$\dot{m}_1 \psi_1 = 739.3 \text{ Btu/s} \quad \dot{m}_2 \psi_2 = 272.6 \text{ Btu/s} \quad \dot{m}_3 \psi_3 = 439.3 \text{ Btu/s}$$

$$\dot{I} = \dot{m}_1 \psi_1 - \dot{m}_2 \psi_2 - \dot{m}_3 \psi_3 = 27.4 \text{ Btu/s}$$



10.128E

An air compressor is used to charge an initially empty 7-ft³ tank with air up to 750 lbf/in.². The air inlet to the compressor is at 14.7 lbf/in.², 60 F and the compressor isentropic efficiency is 80%. Find the total compressor work and the change in energy of the air.

C.V. Tank + compressor (constant inlet conditions)

$$\text{Continuity: } m_2 - 0 = m_{\text{in}} \quad \text{Energy: } m_2 u_2 = m_{\text{in}} h_{\text{in}} - {}_1W_2$$

$$\text{Entropy: } m_2 s_2 = m_{\text{in}} s_{\text{in}} + {}_1S_2 \text{ GEN}$$

To use isentropic efficiency we must calc. ideal device

$$\text{Reversible compressor: } {}_1S_2 \text{ GEN} = 0 \Rightarrow s_2 = s_{\text{in}}$$

$$\Rightarrow s_{T2}^o = s_{T_{\text{in}}}^o + R \ln\left(\frac{P_2}{P_{\text{in}}}\right) = 1.6307 + \frac{53.34}{778} \times \ln\left(\frac{750}{14.7}\right) = 1.9003 \frac{\text{Btu}}{\text{lbm R}}$$

$$\Rightarrow T_{2,s} = 1541 \text{ R} \quad u_{2,s} = 274.49 \text{ Btu/lbm}$$

$$\Rightarrow {}_1W_{2,s} = h_{\text{in}} - u_{2,s} = 124.38 - 274.49 = -150.11 \text{ Btu/lbm}$$

$$\text{Actual compressor: } {}_1W_{2,AC} = {}_1W_{2,s}/\eta_c = -187.64 \text{ Btu/lbm}$$

$$u_{2,AC} = h_{\text{in}} - {}_1W_{2,AC} = 312 \Rightarrow T_{2,AC} = 1729 \text{ R}$$

$$\text{Final state 2 } [u, P] \Rightarrow v_2 = RT_2/P_2 = 0.854 \text{ ft}^3/\text{lbm}$$

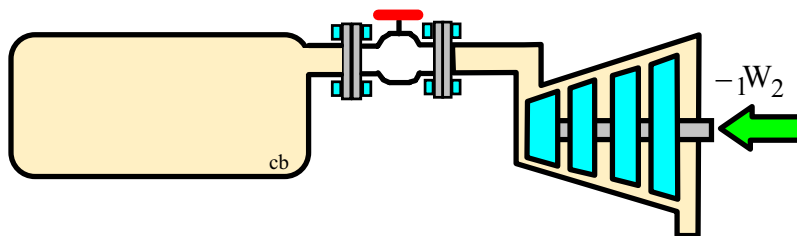
$$m_2 = V_2/v_2 = 8.2 \text{ lbm}$$

$$\Rightarrow {}_1W_2 = m_2({}_1W_{2,AC}) = \mathbf{-1539 \text{ Btu}}$$

$$m_2(\phi_2 - \phi_1) = m_2 [u_2 - u_1 + P_0(v_2 - v_1) - T_0(s_2 - s_1)]$$

$$= 8.2 \left[312 - 88.733 + 14.7(0.854 - 13.103)\frac{144}{778} - 520(1.9311$$

$$- 1.63074 - \frac{53.34}{778} \ln\frac{750}{14.7}) \right] = 8.2 \times 173.94 = \mathbf{1426.3 \text{ Btu}}$$



10.129E

An electric stove has one heating element at 600 F getting 500 W of electric power. It transfers 90% of the power to 2 lbm water in a kettle initially at 70 F, 1 atm, the rest 10% leaks to the room air. The water at a uniform T is brought to the boiling point. At the start of the process what is the rate of availability transfer by: a) electrical input b) from heating element and c) into the water at T_{water} .

We take here the reference T to be the room 70 F = 529.67 R

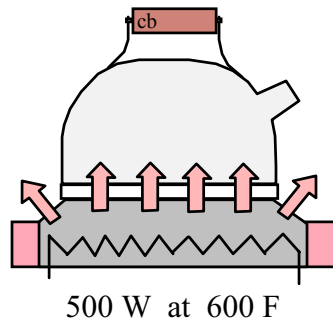
a) Work is availability $\dot{\Phi} = \dot{W} = \mathbf{500 \text{ W}}$

b) Heat transfer at 600 F is only partly availability

$$\dot{\Phi} = \left(1 - \frac{T_o}{T_H}\right) \dot{Q} = \left(1 - \frac{529.67}{459.67 + 600}\right) 500 = \mathbf{250 \text{ W}}$$

c) Water receives heat transfer at 70 F as 90% of 500 W = 450 W

$$\dot{\Phi} = \left(1 - \frac{T_o}{T_{\text{water}}}\right) \dot{Q} = \left(1 - \frac{529.67}{459.67 + 70}\right) 450 = \mathbf{0 \text{ W}}$$



10.130E

A 20-lbm iron disk brake on a car is at 50 F. Suddenly the brake pad hangs up, increasing the brake temperature by friction to 230 F while the car maintains constant speed. Find the change in availability of the disk and the energy depletion of the car's gas tank due to this process alone. Assume that the engine has a thermal efficiency of 35%.

All the friction work is turned into internal energy of the disk brake.

$$m(u_2 - u_1) = {}_1Q_2 - {}_1W_2 \Rightarrow {}_1Q_2 = m_{\text{Fe}} C_{\text{Fe}} (T_2 - T_1)$$

$${}_1Q_2 = 20 \times 0.107 \times (230 - 50) = 385.2 \text{ Btu}$$

Neglect the work to the surroundings at P_0

$$m(s_2 - s_1) = mC \ln(T_2 / T_1) = 20 \times 0.107 \times \ln\left(\frac{690}{510}\right) = 0.6469 \text{ Btu/R}$$

No change in kinetic or potential energy and no volume change so

$$\Delta\phi = m(u_2 - u_1) - T_0 m(s_2 - s_1) = 385.2 - 510 \times 0.6469 = \mathbf{55.28 \text{ Btu}}$$

$$W_{\text{engine}} = \eta_{\text{th}} Q_{\text{gas}} = {}_1Q_2 = \text{Friction work}$$

$$Q_{\text{gas}} = {}_1Q_2 / \eta_{\text{th}} = 385.2 / 0.35 = \mathbf{1100 \text{ Btu}}$$

10.131E

Calculate the availability of the system (aluminum plus gas) at the initial and final states of Problem 8.183, and also the irreversibility.

$$\text{State 1: } T_1 = 400 \text{ F} \quad v_1 = 2/2.862 = 0.6988 \quad P_1 = 300 \text{ psi}$$

$$\text{Ideal gas } v_2 = v_1(300 / 220)(537 / 860) = 0.595 \quad ; \quad v_o = 8.904 = RT_o / P_o$$

The metal does not change volume so the terms as Eq.10.22 are added

$$\phi_1 = m_{\text{gas}}\phi_{\text{gas}} + m_{\text{Al}}\phi_{\text{Al}}$$

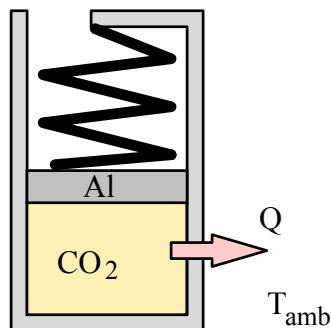
$$= m_{\text{gas}}C_v(T_1 - T_o) - m_{\text{gas}}T_o \left[C_p \ln \frac{T_1}{T_o} - R \ln \frac{P_1}{P_o} \right] + m_{\text{gas}}P_o(v_1 - v_o) \\ + m_{\text{Al}} [C(T_1 - T_o) - T_o C \ln(T_1 / T_o)]_{\text{Al}}$$

$$\phi_1 = 2.862 \left[0.156(400-77) - 537 \left(0.201 \ln \frac{860}{537} - \frac{35.1}{778} \ln \frac{300}{14.7} \right) \right] \\ + 14.7(0.6988 - 8.904) \left(\frac{144}{778} \right) + 8 \times 0.21 \left[400 - 77 - 537 \ln \frac{860}{537} \right] \\ = 143.96 + 117.78 = \mathbf{261.74 \text{ Btu}}$$

$$\phi_2 = 2.862 \left[0.156(77 - 77) - 537 \left(0.201 \ln \frac{537}{537} - \frac{35.1}{778} \ln \frac{220}{14.7} \right) \right] \\ + 14.7(0.595 - 8.904) \left(\frac{144}{778} \right) + 8 \times 0.21 \left[77 - 77 - 537 \ln \frac{537}{537} \right] \\ = 122.91 + 0 = \mathbf{122.91 \text{ Btu}}$$

$$I_2 = \phi_1 - \phi_2 + (1 - T_o/T_H)_1 Q_2 - {}_1W_2^{\text{AC}} + P_o m(V_2 - V_1) \\ = 261.74 - 122.91 + 0 - (-14.29) + 14.7 \times 2.862 \times \frac{144}{778} (0.595 - 0.6988) \\ = \mathbf{152.3 \text{ Btu}}$$

$$[(S_{\text{gen}} = 0.2837 \text{ Btu/R} \quad T_o S_{\text{gen}} = 152.3 \quad \text{so OK}]$$



10.132E

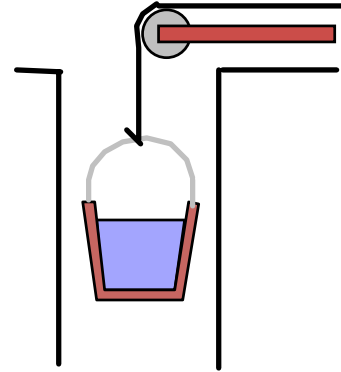
A wood bucket (4 lbm) with 20 lbm hot liquid water, both at 180 F, is lowered 1300 ft down into a mineshaft. What is the availability of the bucket and water with respect to the surface ambient at 70 F?

C.V. Bucket and water. Both thermal availability and potential energy terms.

$v_1 \approx v_0$ for both wood and water so work to atm. is zero.

Use constant heat capacity table F.2 for wood and table F.7.1 (sat. liquid) for water.

From Eq.10.27



$$\begin{aligned}\phi_1 - \phi_0 &= m_{\text{wood}}[u_1 - u_0 - T_0(s_1 - s_0)] + m_{\text{H}_2\text{O}}[u_1 - u_0 - T_0(s_1 - s_0)] + m_{\text{tot}}g(z_1 - z_0) \\ &= 4[0.3(180 - 70) - 0.3 \times 530 \ln \frac{640}{530}] + 20[147.76 - 38.09 \\ &\quad - 530(0.263 - 0.074)] + 24 \times 32.174 \times (-1300 / 25\,037) \\ &= 12.05 + 199.3 - 40.1 = \mathbf{171.25 \text{ Btu}}\end{aligned}$$

$$\text{Recall } 1 \text{ Btu/lbm} = 25\,037 \text{ ft}^2/\text{s}^2$$

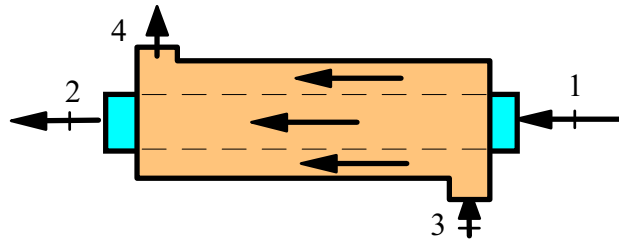
Device 2nd Law Efficiency

10.133E

A coflowing (same direction) heat exchanger has one line with 0.5 lbm/s oxygen at 68 F and 30 psia entering and the other line has 1.2 lbm/s nitrogen at 20 psia and 900 R entering. The heat exchanger is long enough so that the two flows exit at the same temperature. Use constant heat capacities and find the exit temperature and the second law efficiency for the heat exchanger assuming ambient at 68 F.

Solution:

C.V. Heat exchanger, steady 2 flows in and two flows out.



$$\text{Energy Eq.6.10: } \dot{m}_{\text{O}_2}h_1 + \dot{m}_{\text{N}_2}h_3 = \dot{m}_{\text{O}_2}h_2 + \dot{m}_{\text{N}_2}h_4$$

Same exit temperature so $T_4 = T_2$ with values from Table F.4

$$\begin{aligned} \dot{m}_{\text{O}_2}C_{P, \text{O}_2}T_1 + \dot{m}_{\text{N}_2}C_{P, \text{N}_2}T_3 &= (\dot{m}_{\text{O}_2}C_{P, \text{O}_2} + \dot{m}_{\text{N}_2}C_{P, \text{N}_2})T_2 \\ T_2 &= \frac{0.5 \times 0.22 \times 527.7 + 1.2 \times 0.249 \times 900}{0.5 \times 0.22 + 1.2 \times 0.249} = \frac{326.97}{0.4088} = \mathbf{800 \text{ R}} \end{aligned}$$

The second law efficiency for a heat exchanger is the ratio of the availability gain by one fluid divided by the availability drop in the other fluid. For each flow availability is Eq.10.24 include mass flow rate as in Eq.10.36

For the oxygen flow:

$$\begin{aligned} \dot{m}_{\text{O}_2}(\psi_2 - \psi_1) &= \dot{m}_{\text{O}_2} [h_2 - h_1 - T_0 (s_2 - s_1)] \\ &= \dot{m}_{\text{O}_2} [C_P(T_2 - T_1) - T_0 [C_P \ln(T_2 / T_1) - R \ln(P_2 / P_1)]] \\ &= \dot{m}_{\text{O}_2}C_P [T_2 - T_1 - T_0 \ln(T_2 / T_1)] \\ &= 0.5 \times 0.22 [800 - 527.7 - 536.7 \ln(800/527.7)] \\ &= 5.389 \text{ Btu/s} \end{aligned}$$

For the nitrogen flow

$$\begin{aligned} \dot{m}_{\text{N}_2}(\psi_3 - \psi_4) &= \dot{m}_{\text{N}_2}C_P [T_3 - T_4 - T_0 \ln(T_3 / T_4)] \\ &= 1.2 \times 0.249 [900 - 800 - 536.7 \ln(900/800)] \\ &= 10.992 \text{ Btu/s} \end{aligned}$$

From Eq.10.30

$$\eta_{2^{\text{nd}} \text{ Law}} = \frac{\dot{m}_{\text{O}_2}(\psi_1 - \psi_2)}{\dot{m}_{\text{N}_2}(\psi_3 - \psi_4)} = \frac{5.389}{10.992} = \mathbf{0.49}$$

10.134E

A steam turbine has an inlet at 600 psia, and 900 F and actual exit of 1 atm with $x = 1.0$. Find its first law (isentropic) and the second-law efficiencies

Solution:

C.V. Steam turbine

$$\text{Energy Eq.6.13: } w = h_i - h_e$$

$$\text{Entropy Eq.9.8: } s_e = s_i + s_{\text{gen}}$$

$$\text{Inlet state: Table F.7.2 } h_i = 1462.92 \text{ Btu/lbm; } s_i = 1.6766 \text{ Btu/lbm R}$$

$$\text{Exit (actual) state: F.7.2 } h_e = 1150.49 \text{ Btu/lbm; } s_e = 1.7567 \text{ Btu/lbm R}$$

Actual turbine energy equation

$$w = h_i - h_e = 312.43 \text{ Btu/lbm}$$

Ideal turbine reversible process so $s_{\text{gen}} = 0$ giving

$$s_{es} = s_i = 1.6766 = 0.3121 + x_{es} \times 1.4446$$

$$x_{es} = 0.94455, h_{es} = 180.13 + 0.94455 \times 970.35 = 1096.67$$

The energy equation for the ideal gives

$$w_s = h_i - h_{es} = 366.25 \text{ Btu/lbm}$$

The first law efficiency is the ratio of the two work terms

$$\eta_s = w/w_s = 312.43/366.25 = \mathbf{0.853}$$

The reversible work for the actual turbine states is, Eq.10.9

$$\begin{aligned} w^{\text{rev}} &= (h_i - h_e) + T_o(s_e - s_i) \\ &= 312.43 + 536.7(1.7567 - 1.6766) \\ &= 312.43 + 42.99 = 355.4 \text{ Btu/lbm} \end{aligned}$$

Second law efficiency Eq.10.29

$$\eta_{2^{\text{nd}} \text{ Law}} = w/w_{\text{rev}} = 312.43/355.4 = \mathbf{0.879}$$

10.135E

A compressor is used to bring saturated water vapor at 103 lbf/in.² up to 2000 lbf/in.², where the actual exit temperature is 1200 F. Find the irreversibility and the second law efficiency.

Inlet state: Table F.7.1 $h_i = 1188.4$ Btu/lbm, $s_i = 1.601$ Btu/lbm R

Actual compressor F.7.2: $h_e = 1598.6$ Btu/lbm, $s_e = 1.6398$ Btu/lbm R

Energy Eq. actual compressor: $-w_{c,ac} = h_e - h_i = 410.2$ Btu/lbm

Eq.10.14: $i = T_0(s_e - s_i) = 536.67 \times (1.6398 - 1.601) = \mathbf{20.82}$ Btu/lbm

Eq.10.13: $w_{rev} = i + w_{c,ac} = 20.82 + (-410.2) = -389.4$ Btu/lbm

$\eta_{II} = -w_{rev}/(-w_{c,ac}) = 389.4 / 410.2 = \mathbf{0.949}$

10.136E

The simple steam power plant in Problem 6.167, shown in Fig P6.99 has a turbine with given inlet and exit states. Find the availability at the turbine exit, state 6. Find the second law efficiency for the turbine, neglecting kinetic energy at state 5.

Properties from Problem 6.167 and s values from F.7.2.

$$h_6 = 1029, \quad h_5 = 1455.6, \quad h_0 = 45.08 \quad \text{all in Btu/lbm}$$

$$s_5 = 1.6408, \quad s_6 = 1.8053, \quad s_0 = 0.08769 \quad \text{all in Btu/lbm R}$$

$$\text{Kinetic energy at state 6: } KE_6 = 0.5V_6^2 = 600^2 / (2 \times 25\,037) = 7.19 \text{ Btu/lbm}$$

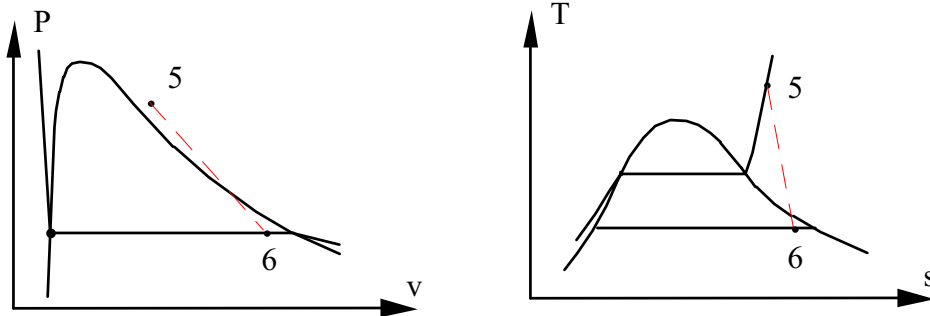
$$\text{Recall } 1 \text{ Btu/lbm} = 25\,037 \text{ ft}^2/\text{s}^2$$

$$\psi_6 = h_6 + KE_6 - h_0 - T_0 (s_6 - s_0) = 61.26 \text{ Btu/lbm}$$

$$w^{\text{rev}} = \psi_5 - \psi_6 = h_5 - h_6 - T_0 (s_5 - s_6) = 515.2 \text{ Btu/lbm}$$

$$w^{\text{AC}} = h_5 - h_6 = 426.9 \text{ Btu/lbm}$$

$$\eta_{\text{II}} = w^{\text{ac}} / w^{\text{rev}} = 426.9 / 515.2 = \mathbf{0.829}$$



10.137E

Steam is supplied in a line at 400 lbf/in.^2 , 1200 F . A turbine with an isentropic efficiency of 85% is connected to the line by a valve and it exhausts to the atmosphere at 14.7 lbf/in.^2 . If the steam is throttled down to 300 lbf/in.^2 before entering the turbine find the actual turbine specific work. Find the change in availability through the valve and the second law efficiency of the turbine.

$$\text{C.V. Valve: Energy Eq.: } h_2 = h_1 = 1631.79 \text{ Btu/lbm,}$$

$$\text{Entropy Eq.: } s_2 > s_1 = 1.8327 \text{ Btu/lbm R,}$$

$$\text{State 2: } h_2, P_2 \Rightarrow s_2 = 1.86407 \text{ Btu/lbm R}$$

$$\text{Ideal turbine: } s_3 = s_2 \Rightarrow h_{3s} = 1212.28 \text{ Btu/lbm}$$

$$w_{T,s} = h_2 - h_{3s} = 419.51 \text{ Btu/lbm}$$

$$\text{Actual turbine: } w_{T,ac} = \eta_T w_{T,s} = \mathbf{356.58 \text{ Btu/lbm}}$$

$$h_{3ac} = h_2 - w_{T,ac} = 1275.21 \text{ Btu/lbm} \Rightarrow s_{3ac} = 1.9132 \text{ Btu/lbm R}$$

$$\psi_2 - \psi_1 = h_2 - h_1 - T_0(s_2 - s_1)$$

$$= 0 - 536.67(1.86407 - 1.8327) = -16.835 \text{ Btu/lbm}$$

$$w^{\text{rev}} = \psi_2 - \psi_3 = 1631.79 - 1275.21 - 536.67(1.86407 - 1.9132)$$

$$= 382.95 \text{ Btu/lbm}$$

$$\eta_{II} = w_{ac}/w^{\text{rev}} = 356.58/382.95 = \mathbf{0.931}$$

10.138E

Air flows into a heat engine at ambient conditions 14.7 lbf/in.^2 , 540 R , as shown in Fig. P10.79. Energy is supplied as $540 \text{ Btu per lbm air}$ from a 2700 R source and in some part of the process a heat transfer loss of $135 \text{ Btu per lbm air}$ happens at 1350 R . The air leaves the engine at 14.7 lbf/in.^2 , 1440 R . Find the first- and the second-law efficiencies.

C.V. Engine out to reservoirs

$$h_i + q_H = q_L + h_e + w$$

Table F.5: $h_i = 129.18 \text{ Btu/lbm}$, $s_{Ti}^\circ = 1.63979 \text{ Btu/lbm R}$

$$h_e = 353.483 \text{ Btu/lbm}$$
, $s_{Te}^\circ = 1.88243 \text{ Btu/lbm R}$

$$w_{ac} = 129.18 + 540 - 135 - 353.483 = 180.7 \text{ Btu/lbm}$$

$$\eta_{TH} = w/q_H = 180.7/540 = \mathbf{0.335}$$

For second law efficiency also a q to/from ambient

$$s_i + (q_H/T_H) + (q_0/T_0) = (q_{loss}/T_m) + s_e$$

$$q_0 = T_0 [s_e - s_i + (q_{loss}/T_m) - (q_H/T_H)]$$

$$= 540 \left(1.88243 - 1.63979 + \frac{135}{1350} - \frac{540}{2700} \right) = 77.02 \text{ Btu/lbm}$$

$$w_{rev} = h_i - h_e + q_H - q_{loss} + q_0 = w_{ac} + q_0 = 257.7 \text{ Btu/lbm}$$

$$\eta_{II} = w_{ac}/w_{rev} = 180.7/257.7 = \mathbf{0.70}$$

Exergy Balance Equation**10.139E**

A heat engine operating with an environment at 540 R produces 17 000 Btu/h of power output with a first law efficiency of 50%. It has a second law efficiency of 80% and $T_L = 560$ R. Find all the energy and exergy transfers in and out.

Solution:

From the definition of the first law efficiency

$$\dot{Q}_H = \dot{W} / \eta = \frac{17\,000}{0.5} = \mathbf{34\,000\ Btu/h}$$

Energy Eq.: $\dot{Q}_L = \dot{Q}_H - \dot{W} = 34\,000 - 17\,000 = \mathbf{17\,000\ Btu/h}$

$$\dot{\Phi}_W = \dot{W} = \mathbf{17\,000\ Btu/h}$$

From the definition of the second law efficiency $\eta = \dot{W} / \dot{\Phi}_H$

$$\dot{\Phi}_H = \left(1 - \frac{T_o}{T_H}\right) \dot{Q}_H = \frac{17\,000}{0.8} = \mathbf{21\,250\ Btu/h}$$

$$\dot{\Phi}_L = \left(1 - \frac{T_o}{T_L}\right) \dot{Q}_L = \left(1 - \frac{540}{560}\right) 17\,000 = \mathbf{607\ Btu/h}$$

Notice from the $\dot{\Phi}_H$ form we could find the single characteristic T_H as

$$\left(1 - \frac{T_o}{T_H}\right) = 21\,250\ \text{Btu/h} / \dot{Q}_H = 0.625 \quad \Rightarrow \quad T_H = 1440\ \text{R}$$

10.140E

The condenser in a power plant cools 20 lbm/s water at 120 F, quality 90% so it comes out as saturated liquid at 120 F. The cooling is done by ocean-water coming in at 60 F and returned to the ocean at 68 F. Find the transfer out of the water and the transfer into the ocean-water of both energy and exergy (4 terms).

Solution:

C.V. Water line. No work but heat transfer out.

$$\text{Energy Eq.: } \dot{Q}_{\text{out}} = \dot{m} (h_1 - h_2) = 20(1010.99 - 87.99) = \mathbf{18\,460\ Btu/s}$$

C.V. Ocean water line. No work but heat transfer in equals water heat transfer out

$$\text{Energy Eq.: } q = h_4 - h_3 = 36.09 - 28.08 = 8.0\ \text{Btu/lbm}$$

$$\dot{m}_{\text{ocean}} = \dot{Q}_{\text{out}} / q = 18\,460 / 8.0 = 2308\ \text{kg/s}$$

Exergy out of the water follows Eq.10.37 (we will use $T_0 = 60\ \text{F}$)

$$\begin{aligned} \dot{\Phi}_{\text{out}} &= \dot{m}(\psi_1 - \psi_2) = \dot{m} [h_1 - h_2 - T_0 (s_1 - s_2)] \\ &= 20 [1010.99 - 87.99 - 519.7(1.7567 - 0.1646)] \\ &= \mathbf{1912\ Btu/s} \end{aligned}$$

Exergy into the ocean water

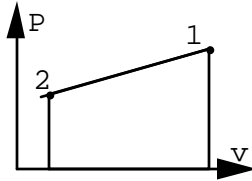
$$\begin{aligned} \dot{\Phi}_{\text{ocean}} &= \dot{m}_{\text{ocean}}(\psi_4 - \psi_3) = \dot{m}_{\text{ocean}} [h_4 - h_3 - T_0(s_4 - s_3)] \\ &= 2308 [8.0 - 519.7(0.0708 - 0.0555)] \\ &= \mathbf{112\ Btu/s} \end{aligned}$$

Notice there is a large amount of energy exchanged, but very little exergy.

Review Problems

10.141E

Calculate the reversible work and irreversibility for the process described in Problem 5.168, assuming that the heat transfer is with the surroundings at 68 F.



Linear spring gives

$${}_1W_2 = \int P dV = \frac{1}{2}(P_1 + P_2)(V_2 - V_1)$$

$${}_1Q_2 = m(u_2 - u_1) + {}_1W_2$$

Equation of state: $PV = mRT$

$$\text{State 1: } V_1 = mRT_1/P_1 = \frac{4 \times 35.1 \times (750 + 460)}{70 \times 144} = 16.85 \text{ ft}^3$$

$$\text{State 2: } V_2 = mRT_2/P_2 = \frac{4 \times 35.1 \times (75 + 460)}{45 \times 144} = 11.59 \text{ ft}^3$$

$${}_1W_2 = \frac{1}{2}(70 + 45)(11.59 - 16.85) \times 144/778 = -55.98 \text{ Btu}$$

From Table F.6

$$C_p(T_{\text{avg}}) = [(6927-0)/(1200-537)]/M = 10.45/44.01 = 0.2347 \text{ Btu/lbm R}$$

$$\Rightarrow C_V = C_p - R = 0.2375 - 35.10/778 = 0.1924$$

$${}_1Q_2 = mC_V(T_2 - T_1) + {}_1W_2 = 4 \times 0.1924(75 - 750) - 55.98 = -575.46 \text{ Btu}$$

$$\begin{aligned} {}_1W_2^{\text{rev}} &= T_o(S_2 - S_1) - (U_2 - U_1) + {}_1Q_2(1 - T_o/T_H) = T_o m(s_2 - s_1) + {}_1W_2^{\text{ac}} - {}_1Q_2 T_o/T_o \\ &= T_o m [C_p \ln(T_2/T_1) - R \ln(P_2/P_1)] + {}_1W_2^{\text{ac}} - {}_1Q_2 \\ &= 527.7 \times 4 [0.2347 \ln(535/1210) - 0.0451 \ln(45/70)] - 55.98 + 575.46 \\ &= -362.24 - 55.98 + 575.46 = \mathbf{157.2 \text{ Btu}} \end{aligned}$$

$${}_1I_2 = {}_1W_2^{\text{rev}} - {}_1W_2^{\text{ac}} = 157.2 - (-55.98) = \mathbf{213.2 \text{ Btu}}$$

10.142E

A piston/cylinder arrangement has a load on the piston so it maintains constant pressure. It contains 1 lbm of steam at 80 lbf/in.², 50% quality. Heat from a reservoir at 1300 F brings the steam to 1000 F. Find the second-law efficiency for this process. Note that no formula is given for this particular case, so determine a reasonable expression for it.

$$1: P_1, x_1 \Rightarrow v_1 = 2.7458 \text{ ft}^3/\text{lbm}, \quad h_1 = 732.905 \text{ Btu/lbm}, \\ s_1 = 1.0374 \text{ Btu/lbm R}$$

$$2: P_2 = P_1, T_2 \Rightarrow v_2 = 10.831 \text{ ft}^3/\text{lbm}, \quad h_2 = 1532.6 \text{ Btu/lbm}, \\ s_2 = 1.9453 \text{ Btu/lbm R}$$

$$m(u_2 - u_1) = {}_1Q_2 - {}_1W_2 = {}_1Q_2 - P(V_2 - V_1)$$

$${}_1Q_2 = m(u_2 - u_1) + Pm(v_2 - v_1) = m(h_2 - h_1) = 799.7 \text{ Btu}$$

$${}_1W_2 = Pm(v_2 - v_1) = 119.72 \text{ Btu}$$

$${}_1W_{2 \text{ to atm}} = P_0m(v_2 - v_1) = 22 \text{ Btu}$$

$$\text{Useful work out} = {}_1W_2 - {}_1W_{2 \text{ to atm}} = 119.72 - 22 = 97.72 \text{ Btu}$$

$$\Delta\phi_{\text{reservoir}} = \left(1 - \frac{T_0}{T_{\text{res}}}\right) {}_1Q_2 = \left(1 - \frac{536.67}{1759.67}\right) 799.7 = 556 \text{ Btu}$$

$$n_{\text{II}} = W_{\text{net}}/\Delta\phi = \mathbf{0.176}$$

Remark: You could argue that the stored availability (exergy) should be accounted for in the second law efficiency, but it is not available from this device alone.

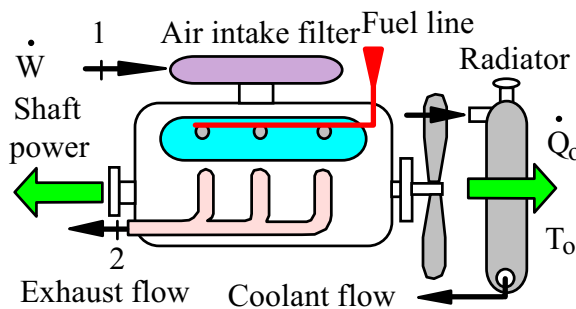
10.143E

Consider a gasoline engine for a car as a steady flow device where air and fuel enters at the surrounding conditions 77 F, 14.7 lbf/in.² and leaves the engine exhaust manifold at 1800 R, 14.7 lbf/in.² as products assumed to be air. The engine cooling system removes 320 Btu/lbm air through the engine to the ambient. For the analysis take the fuel as air where the extra energy of 950 Btu/lbm of air released in the combustion process, is added as heat transfer from a 3240 R reservoir. Find the work out of the engine, the irreversibility per pound-mass of air, and the first- and second-law efficiencies.

C.V. Total out to reservoirs

$$\text{Energy Eq.: } \dot{m}_a h_1 + \dot{Q}_H = \dot{m}_a h_2 + \dot{W} + \dot{Q}_{out}$$

$$\text{Entropy Eq.: } \dot{m}_a s_1 + \dot{Q}_H/T_H + \dot{S}_{gen} = \dot{m}_a s_2 + \dot{Q}_{out}/T_0$$



Burning of the fuel releases

\dot{Q}_H at T_H .

From the air Table F.5

	Btu/lbm	Btu/lbm R
h_1	128.381	$s_{T_1}^\circ = 1.63831$
h_2	449.794	$s_{T_1}^\circ = 1.94209$

$$w_{ac} = \dot{W}/\dot{m}_a = h_1 - h_2 + q_H - q_{out} = 128.38 - 449.794 + 950 - 320 = 308.6 \text{ Btu/lbm}$$

$$\eta_{TH} = w/q_H = 308.6/950 = \mathbf{0.325}$$

$$i_{tot} = (T_0)s_{gen} = T_0(s_2 - s_1) + q_{out} - q_H T_0/T_H$$

$$= 536.67(1.94209 - 1.63831) + 320 - 950 \left(\frac{536.67}{3240} \right) = \mathbf{325.67 \text{ Btu/lbm}}$$

For reversible case have $s_{gen} = 0$ and q_0^R from T_0 , no q_{out}

$$q_{0,in}^R = T_0(s_2 - s_1) - (T_0/T_H)q_H = i_{tot} - q_{out} = 5.67 \text{ Btu/lbm}$$

$$w^{rev} = h_1 - h_2 + q_H + q_{0,in}^R = w_{ac} + i_{tot} = 634.3 \text{ Btu/lbm}$$

$$\eta_{II} = w_{ac}/w^{rev} = \mathbf{0.486}$$

10.144E

The exit nozzle in a jet engine receives air at 2100 R, 20 psia with negligible kinetic energy. The exit pressure is 10 psia and the actual exit temperature is 1780 R. What is the actual exit velocity and the second law efficiency?

Solution:

C.V. Nozzle with air has no work, no heat transfer.

$$\text{Energy eq.:} \quad h_i = h_e + \frac{1}{2} \mathbf{V}_{\text{ex}}^2$$

$$\text{Entropy Eq.:} \quad s_i + s_{\text{gen}} = s_e$$

$$\frac{1}{2} \mathbf{V}_{\text{ex}}^2 = h_i - h_e = 532.57 - 444.36 = 88.21 \text{ Btu/lbm}$$

$$\mathbf{V}_{\text{ex}} = \sqrt{2 \times 88.21 \times 25\,037} = \mathbf{2102 \text{ ft s}^{-1}}$$

Recall $1 \text{ Btu/lbm} = 25\,037 \text{ ft}^2/\text{s}^2$. This was the actual nozzle. Now we can do the reversible nozzle, which then must have a q .

$$\text{Energy eq.:} \quad h_i + q = h_e + \frac{1}{2} \mathbf{V}_{\text{ex rev}}^2$$

$$\text{Entropy Eq.:} \quad s_i + q/T_o = s_e \quad \Rightarrow \quad q = T_o (s_e - s_i)$$

$$q = T_o \left[C \ln \frac{T_e}{T_i} - R \ln \frac{P_e}{P_i} \right] = 536.7 \left[0.24 \ln \frac{1780}{2100} - \frac{53.34}{778.17} \ln \frac{10}{20} \right]$$

$$= 4.198 \text{ Btu/lbm}$$

$$\frac{1}{2} \mathbf{V}_{\text{ex rev}}^2 = h_i + q - h_e = 88.21 + 4.198 = 92.408 \text{ Btu/lbm}$$

$$\eta_{\text{II}} = \frac{\frac{1}{2} \mathbf{V}_{\text{ex}}^2}{\frac{1}{2} \mathbf{V}_{\text{ex rev}}^2} = 88.21 / 92.408 = \mathbf{0.95}$$

Notice the reversible nozzle is not isentropic (there is a heat transfer).

10.145E

Air in a piston/cylinder arrangement, shown in Fig. P10.104, is at 30 lbf/in.², 540 R with a volume of 20 ft³. If the piston is at the stops the volume is 40 ft³ and a pressure of 60 lbf/in.² is required. The air is then heated from the initial state to 2700 R by a 3400 R reservoir. Find the total irreversibility in the process assuming surroundings are at 70 F.

Solution:

$$\text{Energy Eq.:} \quad m(u_2 - u_1) = {}_1Q_2 - {}_1W_2$$

$$\text{Entropy Eq.:} \quad m(s_2 - s_1) = \int dQ/T + {}_1S_2 \text{ gen}$$

$$\text{Process:} \quad P = P_0 + \alpha(V - V_0) \quad \text{if } V \leq V_{\text{stop}}$$

$$\text{Information:} \quad P_{\text{stop}} = P_0 + \alpha(V_{\text{stop}} - V_0)$$

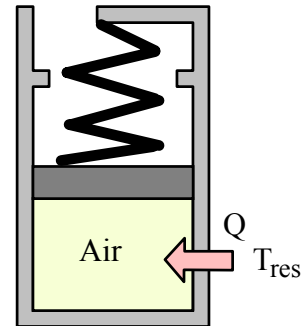
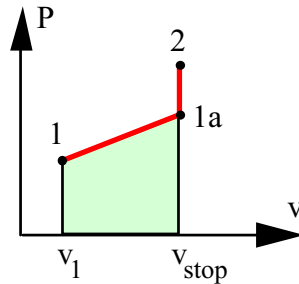
$$\text{Eq. of state } \Rightarrow \quad T_{\text{stop}} = T_1 P_{\text{stop}} V_{\text{stop}} / P_1 V_1 = 2160 < T_2$$

So the piston will hit the stops $\Rightarrow V_2 = V_{\text{stop}}$

$$P_2 = (T_2/T_{\text{stop}}) P_{\text{stop}} = (2700/2160) 60 = 75 \text{ psia} = 2.5 P_1$$

State 1:

$$\begin{aligned} m_2 = m_1 &= \frac{P_1 V_1}{RT_1} \\ &= \frac{30 \times 20 \times 144}{53.34 \times 540} \\ &= 3.0 \text{ lbm} \end{aligned}$$



$${}_1W_2 = \frac{1}{2}(P_1 + P_{\text{stop}})(V_{\text{stop}} - V_1) = \frac{1}{2}(30 + 60)(40 - 20) = 166.6 \text{ Btu}$$

$${}_1Q_2 = m(u_2 - u_1) + {}_1W_2 = 3(518.165 - 92.16) + 166.6 = 1444.6 \text{ Btu}$$

$$s_2 - s_1 = s_{T_2}^{\circ} - s_{T_1}^{\circ} - R \ln(P_2/P_1)$$

$$= 2.0561 - 1.6398 - (53.34/778) \ln(2.5) = 0.3535 \text{ Btu/lbm R}$$

Take control volume as total out to reservoir at T_{RES}

$${}_1S_2 \text{ gen tot} = m(s_2 - s_2) - {}_1Q_2/T_{\text{RES}} = \mathbf{0.6356 \text{ Btu/R}}$$

$${}_1I_2 = T_0({}_1S_2 \text{ gen}) = 530 \times 0.6356 = \mathbf{337 \text{ Btu}}$$

**SOLUTION MANUAL
SI UNIT PROBLEMS
CHAPTER 11**

SONNTAG • BORGNAKKE • VAN WYLEN



FUNDAMENTALS
of
Thermodynamics
Sixth Edition

CONTENT

SUBSECTION	PROB NO.
Correspondence table	
Concept-Study guide problems	1-20
Rankine cycles, power plants	
Simple cycles	21-35
Reheat cycles	36-40
Open feedwater heaters	41-47
Closed feedwater heaters	48-52
Nonideal cycles	53-62
Cogeneration	63-67
Brayton cycles, gas turbines	68-73
Regenerators, Intercoolers, nonideal cycles	74-84
Ericsson Cycles	85-86
Jet engine cycles	87-92
Otto cycles	93-105
Diesel cycles	106-112
Stirling and Carnot cycles	113-118
Refrigeration cycles	119-133
Ammonia absorption cycles	134-135
Air-standard refrigeration cycles	136-139
Combined cycles	140-145
Availability or Exergy Concepts	146-151
Review Problems	152-166
Problems re-solved with the Pr, vr functions from A.7.2:	
79, 81, 93, 94, 100, 103, 110, 118	

CORRESPONDANCE TABLE

The correspondence between the new problem set and the 5th edition chapter 11 problem set.

Problems 11.1-20 are all new

New	5th	New	5th	New	5th
21	1 mod	51	27 mod	81	61
22	2	52	new	82	57
23	3 mod	53	15	83	59 mod
24	new	54	31	84	56
25	4	55	32 mod	85	62
26	5	56	33	86	63
27	6	57	36 mod	87	64
28	7	58	37	88	new
29	10	59	34	89	65
30	11	60	35	90	67
31	8 mod	61	38	91	68
32	new	62	39	92	new
33	12 mod	63	41	93	69 mod
34	13	64	42 mod	94	70 mod
35	14 mod	65	44	95	71
36	new	66	45	96	new
37	16 mod	67	new	97	new
38	new	68	46	98	new
39	17 mod	69	47	99	73
40	18 mod	70	49	100	74
41	20	71	50	101	75
42	22	72	new	102	new
43	new	73	new	103	72
44	23	74	48	104	76
45	24 mod	75	54	105	77
46	40 mod	76	52 mod	106	new
47	26 mod	77	60	107	79
48	19	78	new	108	78
49	21	79	53	109	80
50	25 mod	80	51	110	new

For many of the cycle problems we recommend that the students be allowed to use the software for properties to reduce the time spent on interpolations.

New	5th	New	5th	New	5th
111	new	131	new	151	114
112	81	132	new	152	new
113	82	133	98	153	9 mod
114	83	134	99	154	29
115	84	135	100	155	15
116	85	136	new	156	28 mod
117	86 a	137	101	157	40
118	86 b	138	103 mod	158	43
119	90	139	102	159	55
120	87	140	104	160	58 mod
121	88	141	105	161	59
122	89	142	106	162	70
123	91	143	108 mod	163	111
124	92	144	109	164	113
125	93	145	107	165	115
126	94 mod	146	new	166	116
127	95	147	110		
128	new	148	new		
129	96	149	112		
130	new	150	new		

The correspondence between the new English unit problem set and the previous 5th edition chapter 11 problem set and the current SI problems.

New	5th	SI	New	5th	SI	New	5th	SI
167	117 mod	21	184	new	73	201	148b	118
168	118 mod	22	185	133	74	202	new	-
169	new	24	186	136	86	203	149	120
170	119	26	187	137	89	204	150	121
171	120	27	188	138	93	205	151	125
172	new	32	189	139	95	206	new	130
173	121 mod	33	190	new	97	207	new	137
174	122 mod	35	191	new	98	208	new	146
175	123 mod	37	192	141	104	209	155	147
176	125 mod	45	193	140	105	210	new	148
177	124	48	194	142	107	211	new	150
178	127 mod	55	195	143	109	212	154	144
179	128 mod	57	196	144	112	213	126	-
180	129	60	197	145	113	214	130	157
181	131 mod	66	198	146	114	215	134	160
182	132	71	199	147	116	216	135	160
183	new	72	200	148a	117	217	153	134

Concept-Study Guide Problems

11.1

Is a steam power plant running in a Carnot cycle? Name the four processes.

No. It runs in a Rankine cycle.

1-2: An isentropic compression (constant s)	Pump
2-3: An isobaric heating (constant P)	Boiler
3-4: An isentropic expansion (constant s)	Turbine
4-1: An isobaric cooling, heat rejection (constant P)	Condenser

11.2

Consider a Rankine cycle without superheat. How many single properties are needed to determine the cycle? Repeat the answer for a cycle with superheat.

a. No superheat. Two single properties.

High pressure (or temperature) and **low pressure** (or temperature).

This assumes the condenser output is saturated liquid and the boiler output is saturated vapor. Physically the high pressure is determined by the pump and the low temperature is determined by the cooling medium.

b. Superheat. Three single properties.

High pressure and **temperature** and **low pressure** (or temperature).

This assumes the condenser output is saturated liquid. Physically the high pressure is determined by the pump and the high temperature by the heat transfer from the hot source. The low temperature is determined by the cooling medium.

11.3

Which component determines the high pressure in a Rankine cycle? What determines the low pressure?

The high pressure in the Rankine cycle is determined by the pump. The low pressure is determined as the saturation pressure for the temperature you can cool to in the condenser.

11.4

Mention two benefits of a reheat cycle.

The reheat raises the average temperature at which you add heat.

The reheat process brings the states at the lower pressure further out in the superheated vapor region and thus raises the quality (if two-phase) in the last turbine section.

11.5

What is the difference between an open and a closed feedwater heater?

The open feedwater heater mixes the two flows at the extraction pressure and thus requires two feedwater pumps.

The closed feedwater heater does not mix the flows but let them exchange energy (it is a two fluid heat exchanger). The flows do not have to be at the same pressure. The condensing source flow is dumped into the next lower pressure feedwater heater or the condenser or it is pumped up to line pressure by a drip pump and added to the feedwater line.

11.6

Can the energy removed in a power plant condenser be useful?

Yes.

In some applications it can be used for heating buildings locally or as district heating. Other uses could be to heat green houses or as general process steam in a food process or paper mill. These applications are all based on economics and scale. The condenser then has to operate at a higher temperature than it otherwise would.

11.7

In a cogenerating power plant, what is cogenerated?

The electricity is cogenerated. The main product is a steam supply.

11.8

Why is the back work ratio in the Brayton cycle much higher than in the Rankine cycle?

Recall the expression for shaft work in a steady flow device

$$w = - \int v \, dP$$

The specific volume in the compressor is not so much smaller than the specific volume in the turbine of the Brayton cycle as it is in the pump (liquid) compared to turbine (superheated vapor) in the Rankine cycle.

11.9

The Brayton cycle has the same 4 processes as the Rankine cycle, but the T-s and P-v diagrams look very different; why is that?

The Brayton cycle have all processes in the superheated vapor (close to ideal gas) region. The Rankine cycle crosses in over the two-phase region.

11.10

Is it always possible to add a regenerator to the Brayton cycle? What happens when the pressure ratio is increased?

No. When the pressure ratio is high, the temperature after compression is higher than the temperature after expansion. The exhaust flow can then not heat the flow into the combustor.

11.11

Why would you use an intercooler between compressor stages?

The cooler provides two effects. It reduces the specific volume and thus reduces the work in the following compressor stage. It also reduces the temperature into the combustor and thus lowers the peak temperature. This makes the control of the combustion process easier (no autoignition or uncontrollable flame spread), it reduces the formation of NO_x that takes place at high temperatures and lowers the cooling requirements for the chamber walls.

11.12

The jet engine does not produce shaft work; how is power produced?

The turbine produces just enough shaft work to drive the compressor and it makes a little electric power for the aircraft. The power is produced as thrust of the engine. In order to exhaust the gases at high speed they must be accelerated so the high pressure in the turbine exit provides that force (high P relative to ambient). The high P into the turbine is made by the compressor, that pushes the flow backwards, and thus has a net resulting force forwards on the blades transmitted to the shaft and the aircraft. The outer housing also has a higher pressure inside that gives a net component in the forward direction.

11.13

How is the compression in the Otto cycle different from the Brayton cycle?

The compression in an Otto cycle is a volume reduction dictated by the piston motion. The physical handles are the volumes V_1 and V_2 .

The compression in a Brayton cycle is the compressor pushing on the flow so it determines the pressure. The physical control is the pressure P_2 .

11.14

Does the inlet state (P_1, T_1) have any influence on the Otto cycle efficiency? How about the power produced by a real car engine?

Very little. The efficiency for the ideal cycle only depends on compression ratio when we assume cold air properties. The u 's are slightly non-linear in T so there will be a small effect.

In a real engine there are several effects. The inlet state determines the density and thus the total mass in the chamber. The more mass the more energy is released when the fuel burns, the peak P and T will also change which affects the heat transfer loss to the walls and the formation of Nox (sensitive to T). The combustion process may become uncontrollable if T is too high (knocking). Some increase in P_1 like that done by a turbo-charger or super-charger increases the power output and if high, it must be followed by an intercooler to reduce T_1 . If P_1 is too high the losses starts to be more than the gain so there is an optimum level.

11.15

How many parameters do you need to know to completely describe the Otto cycle? How about the Diesel cycle?

Otto cycle. State 1 (2 parameters) and the compression ratio CR and the energy release per unit mass in the combustion, a total of **4 parameters**. With that information you can draw the diagrams in Figure 11.28. Another way of looking at it is four states (8 properties) minus the four process equations ($s_2 = s_1, v_3 = v_2, s_4 = s_3$ and $v_4 = v_1$) gives 4 unknowns.

Diesel cycle. Same as for the Otto cycle namely **4 parameters**. The only difference is that one constant v process is changed to a constant P process.

11.16

The exhaust and inlet flow processes are not included in the Otto or Diesel cycles. How do these necessary processes affect the cycle performance?

Due to the pressure loss in the intake system and the dynamic flow process we will not have as much mass in the cylinder nor as high a P as in a reversible process. The exhaust flow requires a slightly higher pressure to push the flow out through the catalytic converter and the muffler (higher back pressure) and the pressure loss in the valve so again there is a loss relative to a reversible process. Both of these processes subtracts a pumping work from the net work out of the engine and a lower charge mass gives less power (not necessarily lower efficiency) than other wise could be obtained.

11.17

A refrigerator in my 20°C kitchen uses R-12 and I want to make ice cubes at -5°C. What is the minimum high P and the maximum low P it can use?

Since the R-12 must give heat transfer out to the kitchen air at 20°C, it must at least be that hot at state 3.

From Table B.3.1: $P_3 = P_2 = P_{\text{sat}} = \mathbf{567 \text{ kPa}}$ is minimum high P.

Since the R-12 must absorb heat transfer at the freezers -5°C, it must at least be that cold at state 4.

From Table B.3.1: $P_1 = P_4 = P_{\text{sat}} = \mathbf{261 \text{ kPa}}$ is maximum low P.

11.18

How many parameters are needed to completely determine a standard vapor compression refrigeration cycle?

Two parameters: The high pressure and the low pressure. This assumes the exit of the condenser is saturated liquid and the exit of the evaporator is saturated vapor.

11.19

Why would one consider a combined cycle system for a power plant? For a heat pump or refrigerator?

Dual cycle or combined cycle systems have the advantage of a smaller difference between the high and low ranges for P and T. The heat can be added at several different temperatures reducing the difference between the energy source T and the working substance T. The working substance vapor pressure at the desired T can be reduced from a high value by adding a topping cycle with a different substance or have a higher low pressure at very low temperatures.

11.20

Since any heat transfer is driven by a temperature difference, how does that affect all the real cycles relative to the ideal cycles?

Heat transfers are given as $\dot{Q} = CA \Delta T$ so to have a reasonable rate the area and the temperature difference must be large. The working substance then must have a different temperature than the ambient it exchanges energy with. This gives a smaller temperature difference for a heat engine with a lower efficiency as a result. The refrigerator or heat pump must have the working substance with a higher temperature difference than the reservoirs and thus a lower coefficient of performance (COP).

The smaller CA is the larger ΔT must be for a certain magnitude of the heat transfer rate. This can be a design problem, think about the front end air intake grill for a modern car which is very small compared to a car 20 years ago.

Simple Rankine cycles

11.21

A steam power plant as shown in Fig. 11.3 operating in a Rankine cycle has saturated vapor at 3.0 MPa leaving the boiler. The turbine exhausts to the condenser operating at 10 kPa. Find the specific work and heat transfer in each of the ideal components and the cycle efficiency.

Solution:

C.V. Pump Reversible and adiabatic.

$$\text{Energy: } w_p = h_2 - h_1; \quad \text{Entropy: } s_2 = s_1$$

since incompressible it is easier to find work (positive in) as

$$w_p = \int v \, dP = v_1 (P_2 - P_1) = 0.00101 (3000 - 10) = 3.02 \text{ kJ/kg}$$

$$\Rightarrow h_2 = h_1 + w_p = 191.81 + 3.02 = 194.83 \text{ kJ/kg}$$

C.V. Boiler : $q_H = h_3 - h_2 = 2804.14 - 194.83 = \mathbf{2609.3 \text{ kJ/kg}}$

C.V. Turbine : $w_T = h_3 - h_4$; $s_4 = s_3$

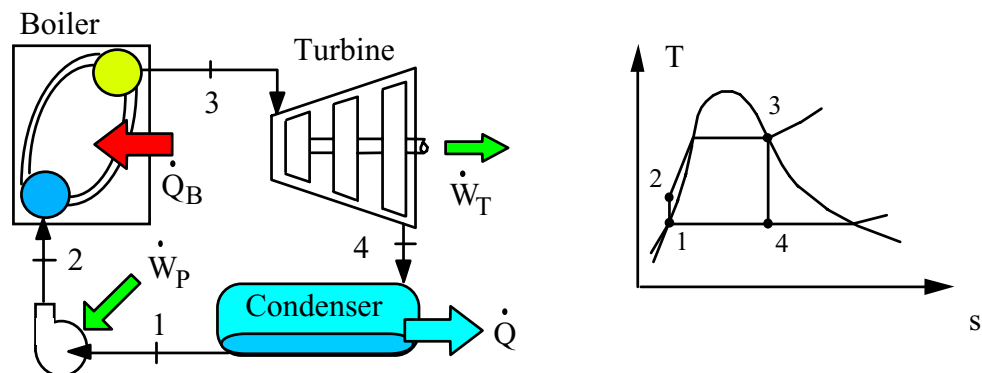
$$s_4 = s_3 = 6.1869 = 0.6492 + x_4 (7.501) \Rightarrow x_4 = 0.7383$$

$$\Rightarrow h_4 = 191.81 + 0.7383 (2392.82) = 1958.34 \text{ kJ/kg}$$

$$w_T = 2804.14 - 1958.34 = \mathbf{845.8 \text{ kJ/kg}}$$

C.V. Condenser : $q_L = h_4 - h_1 = 1958.34 - 191.81 = \mathbf{1766.5 \text{ kJ/kg}}$

$$\eta_{\text{cycle}} = w_{\text{net}} / q_H = (w_T + w_p) / q_H = (845.8 - 3.0) / 2609.3 = \mathbf{0.323}$$



11.22

Consider a solar-energy-powered ideal Rankine cycle that uses water as the working fluid. Saturated vapor leaves the solar collector at 175°C , and the condenser pressure is 10 kPa . Determine the thermal efficiency of this cycle.

Solution:

C.V. H_2O ideal Rankine cycle

State 3: $T_3 = 175^\circ\text{C} \Rightarrow P_3 = P_{G, 175^\circ\text{C}} = 892\text{ kPa}$, $s_3 = 6.6256$

CV Turbine adiabatic and reversible so second law gives

$$s_4 = s_3 = 6.6256 = 0.6493 + x_4 \times 7.5009 \Rightarrow x_4 = 0.797$$

$$h_4 = 191.83 + 0.797 \times 2392.8 = 2098.3\text{ kJ/kg}$$

The energy equation gives

$$w_T = h_3 - h_4 = 2773.6 - 2098.3 = 675.3\text{ kJ/kg}$$

C.V. pump and incompressible liquid gives work into pump

$$w_P = v_1(P_2 - P_1) = 0.00101(892 - 10) = 0.89\text{ kJ/kg}$$

$$h_2 = h_1 + w_P = 191.83 + 0.89 = 192.72\text{ kJ/kg}$$

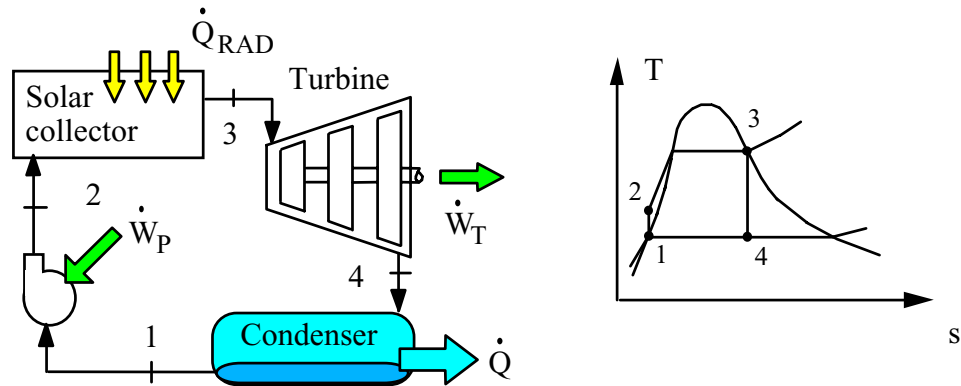
C.V. boiler gives the heat transfer from the energy equation as

$$q_H = h_3 - h_2 = 2773.6 - 192.72 = 2580.9\text{ kJ/kg}$$

The cycle net work and efficiency are found as

$$w_{\text{NET}} = w_T - w_P = 675.3 - 0.89 = 674.4\text{ kJ/kg}$$

$$\eta_{\text{TH}} = w_{\text{NET}}/q_H = 674.4/2580.9 = \mathbf{0.261}$$



11.23

A utility runs a Rankine cycle with a water boiler at 3.0 MPa and the cycle has the highest and lowest temperatures of 450°C and 45°C respectively. Find the plant efficiency and the efficiency of a Carnot cycle with the same temperatures.

Solution:

The states properties from Tables B.1.1 and B.1.3

$$1: 45^\circ\text{C}, x = 0 \Rightarrow h_1 = 188.42, v_1 = 0.00101, P_{\text{sat}} = 9.6 \text{ kPa}$$

$$3: 3.0 \text{ MPa}, 450^\circ\text{C} \Rightarrow h_3 = 3344, s_3 = 7.0833$$

C.V. Pump Reversible and adiabatic.

$$\text{Energy: } w_p = h_2 - h_1; \text{ Entropy: } s_2 = s_1$$

since incompressible it is easier to find work (positive in) as

$$w_p = \int v \, dP = v_1 (P_2 - P_1) = 0.00101 (3000 - 9.6) = 3.02 \text{ kJ/kg}$$

$$\Rightarrow h_2 = h_1 + w_p = 188.42 + 3.02 = 191.44 \text{ kJ/kg}$$

$$\text{C.V. Boiler: } q_H = h_3 - h_2 = 3344 - 191 = 3152.56 \text{ kJ/kg}$$

$$\text{C.V. Turbine: } w_T = h_3 - h_4; s_4 = s_3$$

$$s_4 = s_3 = 7.0833 = 0.6386 + x_4 (7.5261) \Rightarrow x_4 = 0.8563$$

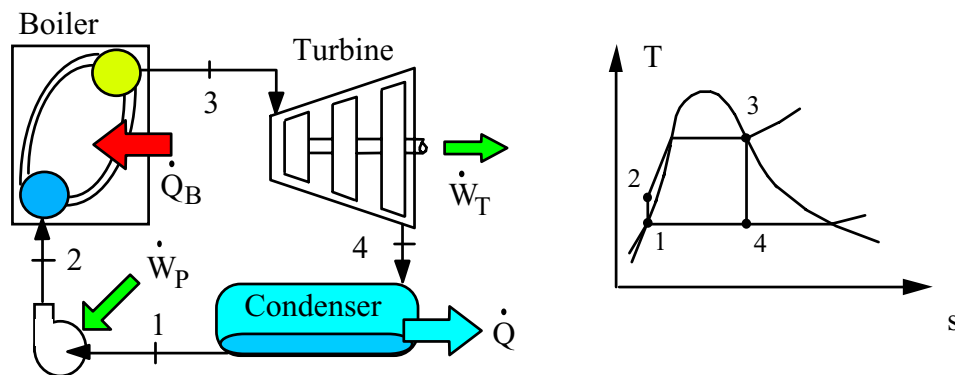
$$\Rightarrow h_4 = 188.42 + 0.8563 (2394.77) = 2239.06 \text{ kJ/kg}$$

$$w_T = 3344 - 2239.06 = 1105 \text{ kJ/kg}$$

$$\text{C.V. Condenser: } q_L = h_4 - h_1 = 2239.06 - 188.42 = 2050.64 \text{ kJ/kg}$$

$$\eta_{\text{cycle}} = w_{\text{net}} / q_H = (w_T + w_p) / q_H = (1105 - 3.02) / 3152.56 = \mathbf{0.349}$$

$$\eta_{\text{carnot}} = 1 - T_L / T_H = 1 - \frac{273.15 + 45}{273.15 + 450} = \mathbf{0.56}$$



11.24

A Rankine cycle uses ammonia as the working substance and powered by solar energy. It heats the ammonia to 140°C at 5000 kPa in the boiler/superheater. The condenser is water cooled and the exit kept at 25°C . Find (T, P and x if applicable) for all four states in the cycle.

Solution:

Based on the standard Rankine cycle and Table B.2 and Table A.4 for C_p .

State 1: Saturated liquid. $P_1 = P_{\text{sat}} = 1003\text{ kPa}$, $x_1 = 0$

State 2: $P_2 = 5000\text{ kPa}$, consider C.V. pump

Energy: $h_2 - h_1 = w_p = v_1 (P_2 - P_1) = 0.001658 (5000 - 1003) = 6.627\text{ kJ/kg}$

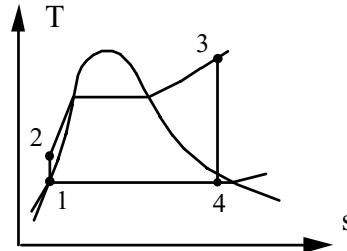
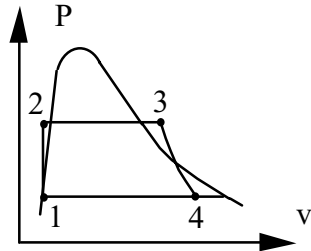
$$T_2 = T_1 + (h_2 - h_1)/C_p = 25 + 6.627/4.84 = 26.4^{\circ}\text{C}$$

State 3: Table B.2.2 140°C at 5000 kPa , $s = 4.9068\text{ kJ/kg K}$

State 4: $P_4 = P_1 = 1003\text{ kPa}$. Consider the turbine for which $s_4 = s_3$.

$$s_3 < s_g = 5.0293\text{ kJ/kg K at } 25^{\circ}\text{C}$$

$$x_4 = (s_3 - s_f)/s_{fg} = (4.9068 - 1.121)/3.9083 = 0.96866$$



11.25

A steam power plant operating in an ideal Rankine cycle has a high pressure of 5 MPa and a low pressure of 15 kPa. The turbine exhaust state should have a quality of at least 95% and the turbine power generated should be 7.5 MW. Find the necessary boiler exit temperature and the total mass flow rate.

Solution:

C.V. Turbine assume adiabatic and reversible.

Energy: $w_T = h_3 - h_4$; Entropy: $s_4 = s_3$

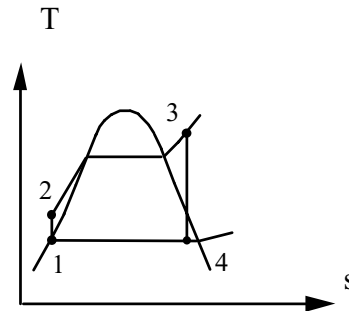
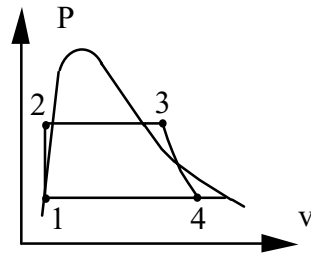
Since the exit state is given we can relate that to the inlet state from entropy.

4: 15 kPa, $x_4 = 0.95 \Rightarrow s_4 = 7.6458 \text{ kJ/kg K}$, $h_4 = 2480.4 \text{ kJ/kg}$

3: $s_3 = s_4$, $P_3 \Rightarrow h_3 = 4036.7 \text{ kJ/kg}$, $T_3 = 758^\circ\text{C}$

$w_T = h_3 - h_4 = 4036.7 - 2480.4 = 1556.3 \text{ kJ/kg}$

$\dot{m} = \dot{W}_T/w_T = 7.5 \times 1000/1556.3 = 4.82 \text{ kg/s}$



11.26

A supply of geothermal hot water is to be used as the energy source in an ideal Rankine cycle, with R-134a as the cycle working fluid. Saturated vapor R-134a leaves the boiler at a temperature of 85°C, and the condenser temperature is 40°C. Calculate the thermal efficiency of this cycle.

Solution:

CV: Pump (use R-134a Table B.5)

$$w_P = h_2 - h_1 = \int_1^2 v dP \approx v_1(P_2 - P_1)$$

$$= 0.000873(2926.2 - 1017.0) = 1.67 \text{ kJ/kg}$$

$$h_2 = h_1 + w_P = 256.54 + 1.67 = 258.21 \text{ kJ/kg}$$

CV: Boiler

$$q_H = h_3 - h_2 = 428.10 - 258.21 = 169.89 \text{ kJ/kg}$$

CV: Turbine

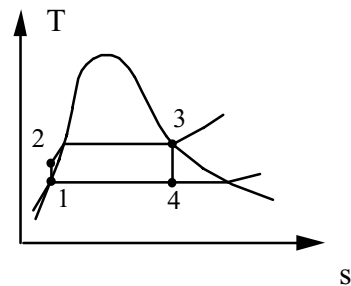
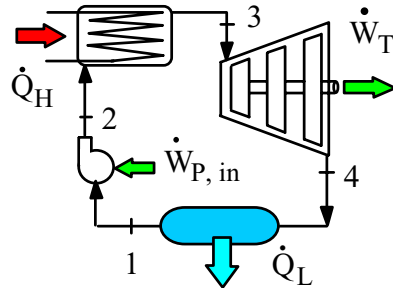
$$s_4 = s_3 = 1.6782 = 1.1909 + x_4 \times 0.5214 \Rightarrow x_4 = 0.9346$$

$$h_4 = 256.54 + 0.9346 \times 163.28 = 409.14 \text{ kJ/kg}$$

Energy Eq.: $w_T = h_3 - h_4 = 428.1 - 409.14 = 18.96 \text{ kJ/kg}$

$$w_{NET} = w_T - w_P = 18.96 - 1.67 = 17.29 \text{ kJ/kg}$$

$$\eta_{TH} = w_{NET}/q_H = 17.29/169.89 = \mathbf{0.102}$$



11.27

Do Problem 11.26 with R-22 as the working fluid.

A supply of geothermal hot water is to be used as the energy source in an ideal Rankine cycle, with R-134a as the cycle working fluid. Saturated vapor R-134a leaves the boiler at a temperature of 85°C, and the condenser temperature is 40°C. Calculate the thermal efficiency of this cycle.

Solution:

CV: Pump (use R-22 Table B.4)

$$w_P = h_2 - h_1 = \int_1^2 v dP \approx v_1(P_2 - P_1) = 0.000884(4037 - 1534) = 2.21 \text{ kJ/kg}$$

$$h_2 = h_1 + w_P = 94.27 + 2.21 = 96.48 \text{ kJ/kg}$$

CV: Boiler: $q_H = h_3 - h_2 = 253.69 - 96.48 = 157.21 \text{ kJ/kg}$

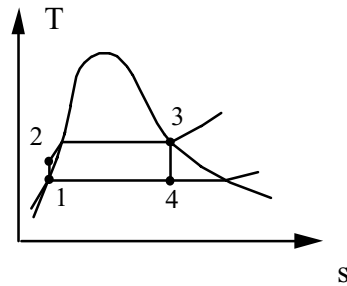
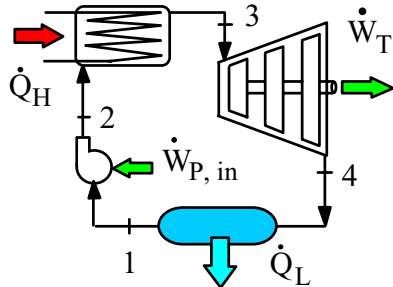
CV: Turbine

$$s_4 = s_3 = 0.7918 = 0.3417 + x_4 \times 0.5329, \Rightarrow x_4 = 0.8446$$

$$h_4 = 94.27 + 0.8446 \times 166.88 = 235.22$$

$$w_T = h_3 - h_4 = 253.69 - 235.22 = 18.47 \text{ kJ/kg}$$

$$\eta_{TH} = w_{NET}/q_H = (18.47 - 2.21)/157.21 = \mathbf{0.1034}$$



11.28

Do Problem 11.26 with ammonia as the working fluid.

A supply of geothermal hot water is to be used as the energy source in an ideal Rankine cycle, with R-134a as the cycle working fluid. Saturated vapor R-134a leaves the boiler at a temperature of 85°C, and the condenser temperature is 40°C. Calculate the thermal efficiency of this cycle.

Solution:

CV: Pump (use Ammonia Table B.2)

$$w_P = h_2 - h_1 = \int_1^2 v dP = v_1(P_2 - P_1)$$

$$= 0.001725(4608.6 - 1554.9) = 5.27 \text{ kJ/kg}$$

$$h_2 = h_1 + w_P = 371.43 + 5.27 = 376.7 \text{ kJ/kg}$$

CV: Boiler

$$q_H = h_3 - h_2 = 1447.8 - 376.7 = 1071.1 \text{ kJ/kg}$$

CV: Turbine

$$s_4 = s_3 = 4.3901 = 1.3574 + x_4 \times 3.5088 \quad \Rightarrow \quad x_4 = 0.8643$$

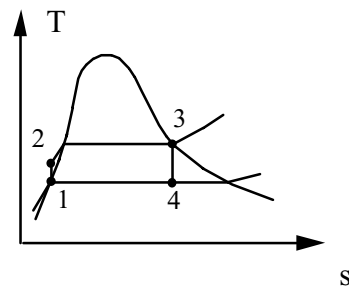
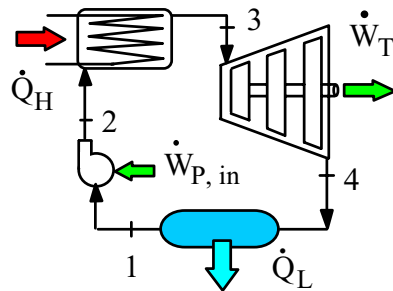
$$h_4 = 371.43 + 0.8643 \times 1098.8 = 1321.13 \text{ kJ/kg}$$

Energy Eq.:

$$w_T = h_3 - h_4 = 1447.8 - 1321.13 = 126.67 \text{ kJ/kg}$$

$$w_{NET} = w_T - w_P = 126.67 - 5.27 = 121.4 \text{ kJ/kg}$$

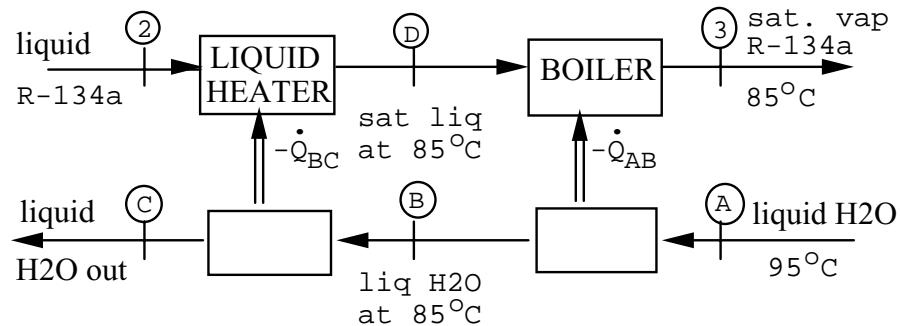
$$\eta_{TH} = w_{NET}/q_H = 121.4/1071.1 = \mathbf{0.113}$$



11.29

Consider the boiler in Problem 11.26 where the geothermal hot water brings the R-134a to saturated vapor. Assume a counter flowing heat exchanger arrangement. The geothermal water temperature should be equal to or greater than the R-134a temperature at any location inside the heat exchanger. The point with the smallest temperature difference between the source and the working fluid is called the pinch point. If 2 kg/s of geothermal water is available at 95°C, what is the maximum power output of this cycle for R-134a as the working fluid? (hint: split the heat exchanger C.V. into two so the pinch point with $\Delta T = 0$, $T = 85^\circ\text{C}$ appears).

2 kg/s of water is available at 95 °C for the boiler. The restrictive factor is the boiling temperature of 85° C. Therefore, break the process up from 2-3 into two parts as shown in the diagram.



Write the energy equation for the first section A-B and D-3:

$$-\dot{Q}_{AB} = \dot{m}_{\text{H}_2\text{O}}(h_A - h_B) = 2(397.94 - 355.88) = 84.12 \text{ kW}$$

$$= \dot{m}_{\text{R134A}}(428.1 - 332.65) \Rightarrow \dot{m}_{\text{R134A}} = 0.8813 \text{ kg/s}$$

To be sure that the boiling temp. is the restrictive factor, calculate T_C from the energy equation for the remaining section:

$$-\dot{Q}_{AC} = 0.8813(332.65 - 258.21) = 65.60 \text{ kW} = 2(355.88 - h_C)$$

$$\Rightarrow h_C = 323.1 \text{ kJ/kg}, T_C = 77.2^\circ\text{C} > T_2 \quad \text{OK}$$

CV Pump: $w_P = v_1(P_2 - P_1) = 0.000873(2926.2 - 1017.0) = 1.67 \text{ kJ/kg}$

CV: Turbine: $s_4 = s_3 = 1.6782 = 1.1909 + x_4 \times 0.5214 \Rightarrow x_4 = 0.9346$

$$h_4 = 256.54 + 0.9346 \times 163.28 = 409.14 \text{ kJ/kg}$$

Energy Eq.: $w_T = h_3 - h_4 = 428.1 - 409.14 = 18.96 \text{ kJ/kg}$

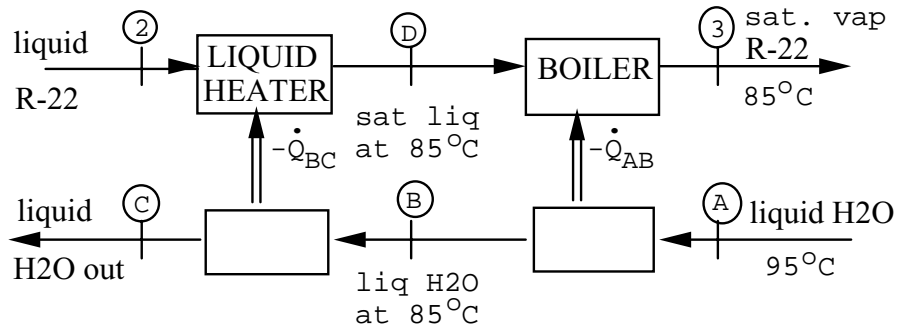
Cycle: $w_{\text{NET}} = w_T - w_P = 18.96 - 1.67 = 17.29 \text{ kJ/kg}$

$$\dot{W}_{\text{NET}} = \dot{m}_{\text{R134A}} w_{\text{NET}} = 0.8813 \times 17.29 = \mathbf{15.24 \text{ kW}}$$

11.30

Do the previous problem with R-22 as the working fluid.

A flow with 2 kg/s of water is available at 95°C for the boiler. The restrictive factor is the boiling temperature of 85°C. Therefore, break the process up from 2-3 into two parts as shown in the diagram.



$$\begin{aligned}
 -\dot{Q}_{AB} &= \dot{m}_{\text{H}_2\text{O}}(h_A - h_B) = 2(397.94 - 355.88) = 84.12 \text{ kW} \\
 &= \dot{m}_{\text{R-22}}(253.69 - 165.09) \Rightarrow \dot{m}_{\text{R-22}} = 0.949 \text{ kg/s}
 \end{aligned}$$

To verify that $T_D = T_3$ is the restrictive factor, find T_C .

$$\begin{aligned}
 -\dot{Q}_{AC} &= 0.949(165.09 - 96.48) = 65.11 = 2.0(355.88 - h_C) \\
 h_C &= 323.32 \text{ kJ/kg} \Rightarrow T_C = 77.2^\circ\text{C} \quad \mathbf{OK}
 \end{aligned}$$

State 1: 40°C , 1533.5 kPa , $v_1 = 0.000884 \text{ m}^3/\text{kg}$

CV Pump: $w_P = v_1(P_2 - P_1) = 0.000884(4036.8 - 1533.5) = 2.21 \text{ kJ/kg}$

CV: Turbine

$$s_4 = s_3 = 0.7918 = 0.3417 + x_4 \times 0.5329 \Rightarrow x_4 = 0.8446$$

$$h_4 = 94.27 + 0.8446 \times 166.88 = 235.22 \text{ kJ/kg}$$

Energy Eq.: $w_T = h_3 - h_4 = 253.69 - 235.22 = 18.47 \text{ kJ/kg}$

Cycle: $w_{\text{NET}} = w_T - w_P = 18.47 - 2.21 = 16.26 \text{ kJ/kg}$

$$\dot{W}_{\text{NET}} = \dot{m}_{\text{R22}} w_{\text{NET}} = 0.949 \times 16.26 = \mathbf{15.43 \text{ kW}}$$

11.31

Consider the ammonia Rankine-cycle power plant shown in Fig. P11.31. The plant was designed to operate in a location where the ocean water temperature is 25°C near the surface and 5°C at some greater depth. The mass flow rate of the working fluid is 1000 kg/s.

- Determine the turbine power output and the pump power input for the cycle.
- Determine the mass flow rate of water through each heat exchanger.
- What is the thermal efficiency of this power plant?

Solution:

- a) C.V. Turbine. Assume reversible and adiabatic.

$$s_2 = s_1 = 5.0863 = 0.8779 + x_2 \times 4.3269 \quad \Rightarrow \quad x_2 = 0.9726$$

$$h_2 = 227.08 + 0.9726 \times 1225.09 = 1418.6 \text{ kJ/kg}$$

$$w_T = h_1 - h_2 = 1460.29 - 1418.6 = 41.69 \text{ kJ/kg}$$

$$\dot{W}_T = \dot{m}w_T = 1000 \times 41.69 = \mathbf{41\ 690\ kW}$$

$$\text{Pump: } w_P \approx v_3(P_4 - P_3) = 0.0016(857 - 615) = 0.387 \text{ kJ/kg}$$

$$\dot{W}_P = \dot{m}w_P = 1000 \times 0.387 = \mathbf{387\ kW}$$

- b) Consider to condenser heat transfer to the low T water

$$\dot{Q}_{\text{to low T H}_2\text{O}} = 1000(1418.6 - 227.08) = 1.1915 \times 10^6 \text{ kW}$$

$$\dot{m}_{\text{low T H}_2\text{O}} = \frac{1.1915 \times 10^6}{29.38 - 20.98} = \mathbf{141\ 850\ kg/s}$$

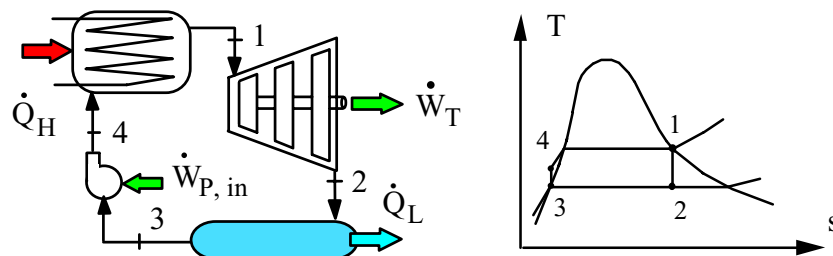
$$h_4 = h_3 + w_P = 227.08 + 0.39 = 227.47 \text{ kJ/kg}$$

Now consider the boiler heat transfer from the high T water

$$\dot{Q}_{\text{from high T H}_2\text{O}} = 1000(1460.29 - 227.47) = 1.2328 \times 10^6 \text{ kW}$$

$$\dot{m}_{\text{high T H}_2\text{O}} = \frac{1.2328 \times 10^6}{104.87 - 96.50} = \mathbf{147\ 290\ kg/s}$$

c)
$$\eta_{\text{TH}} = \dot{W}_{\text{NET}} / \dot{Q}_H = \frac{41\ 690 - 387}{1.2328 \times 10^6} = \mathbf{0.033}$$



11.32

A smaller power plant produces 25 kg/s steam at 3 MPa, 600°C in the boiler. It cools the condenser with ocean water coming in at 12°C and returned at 15°C so the condenser exit is at 45°C. Find the net power output and the required mass flow rate of ocean water.

Solution:

The states properties from Tables B.1.1 and B.1.3

$$1: 45^\circ\text{C}, x = 0: h_1 = 188.42 \text{ kJ/kg}, v_1 = 0.00101 \text{ m}^3/\text{kg}, P_{\text{sat}} = 9.59 \text{ kPa}$$

$$3: 3.0 \text{ MPa}, 600^\circ\text{C}: h_3 = 3682.34 \text{ kJ/kg}, s_3 = 7.5084 \text{ kJ/kg K}$$

C.V. Pump Reversible and adiabatic.

$$\text{Energy: } w_p = h_2 - h_1; \quad \text{Entropy: } s_2 = s_1$$

since incompressible it is easier to find work (positive in) as

$$w_p = \int v dP = v_1 (P_2 - P_1) = 0.00101 (3000 - 9.6) = 3.02 \text{ kJ/kg}$$

C.V. Turbine : $w_T = h_3 - h_4 ; s_4 = s_3$

$$s_4 = s_3 = 7.5084 = 0.6386 + x_4 (7.5261) \Rightarrow x_4 = 0.9128$$

$$\Rightarrow h_4 = 188.42 + 0.9128 (2394.77) = 2374.4 \text{ kJ/kg}$$

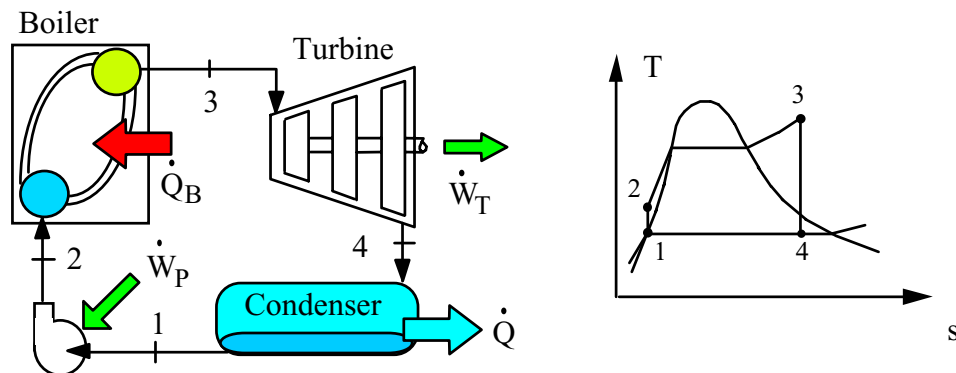
$$w_T = 3682.34 - 2374.4 = 1307.94 \text{ kJ/kg}$$

$$\dot{W}_{\text{NET}} = \dot{m}(w_T - w_p) = 25 (1307.94 - 3.02) = \mathbf{32.6 \text{ MW}}$$

C.V. Condenser : $q_L = h_4 - h_1 = 2374.4 - 188.42 = 2186 \text{ kJ/kg}$

$$\dot{Q}_L = \dot{m}q_L = 25 \times 2186 = 54.65 \text{ MW} = \dot{m}_{\text{ocean}} C_p \Delta T$$

$$\dot{m}_{\text{ocean}} = \dot{Q}_L / C_p \Delta T = 54.65 / (4.18 \times 3) = \mathbf{4358 \text{ kg/s}}$$



11.33

The power plant in Problem 11.21 is modified to have a super heater section following the boiler so the steam leaves the super heater at 3.0 MPa, 400°C. Find the specific work and heat transfer in each of the ideal components and the cycle efficiency.

Solution:

C.V. Turbine: Energy: $w_{T,s} = h_3 - h_4;$

Entropy: $s_4 = s_3 = 6.9211 \text{ kJ/kg K}$

$$\Rightarrow x_4 = \frac{s_4 - s_f}{s_{fg}} = \frac{6.9211 - 0.6492}{7.501} = 0.83614 ;$$

$$h_4 = 191.81 + 0.83614 \times 2392.82 = 2192.5 \text{ kJ/kg}$$

$$w_{T,s} = 3230.82 - 2192.5 = \mathbf{1038.3 \text{ kJ/kg}}$$

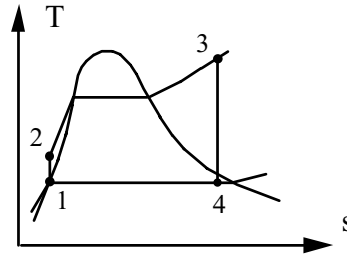
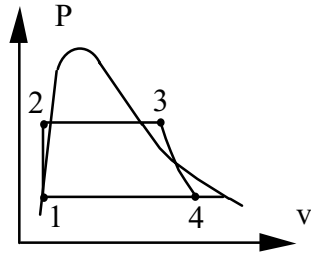
C.V. Pump: $w_P = \int v \, dP = v_1(P_2 - P_1) = 0.00101(3000 - 10) = \mathbf{3.02 \text{ kJ/kg}}$

$$\Rightarrow h_2 = h_1 + w_P = 191.81 + 3.02 = 194.83 \text{ kJ/kg}$$

C.V. Condenser: $q_C = h_4 - h_1 = 2192.5 - 191.81 = \mathbf{2000.7 \text{ kJ/kg}}$

C.V. Boiler: $q_H = h_3 - h_2 = 3230.82 - 194.83 = \mathbf{3036 \text{ kJ/kg}}$

$$\eta_{\text{CYCLE}} = w_{\text{NET}}/q_H = \frac{1038.3 - 3.02}{3036} = \mathbf{0.341}$$



11.34

A steam power plant has a steam generator exit at 4 MPa, 500°C and a condenser exit temperature of 45°C. Assume all components are ideal and find the cycle efficiency and the specific work and heat transfer in the components.

Solution:

From the Rankine cycle we have the states:

$$1: 45^\circ\text{C} \quad x = \emptyset, \quad v_1 = 0.00101 \text{ m}^3/\text{kg}, \quad h_1 = 188.45 \text{ kJ/kg}$$

$$3: 4 \text{ MPa}, 500^\circ\text{C}, \quad h_3 = 3445.3 \text{ kJ/kg}, \quad s_3 = 7.0901 \text{ kJ/kg K}$$

$$\text{C.V. Turbine: } s_4 = s_3 \Rightarrow x_4 = (7.0901 - 0.6386)/7.5261 = 0.8572,$$

$$h_4 = 188.42 + 0.8572 \times 2394.77 = 2241.3$$

$$w_T = h_3 - h_4 = 3445.3 - 2241.3 = \mathbf{1204 \text{ kJ/kg}}$$

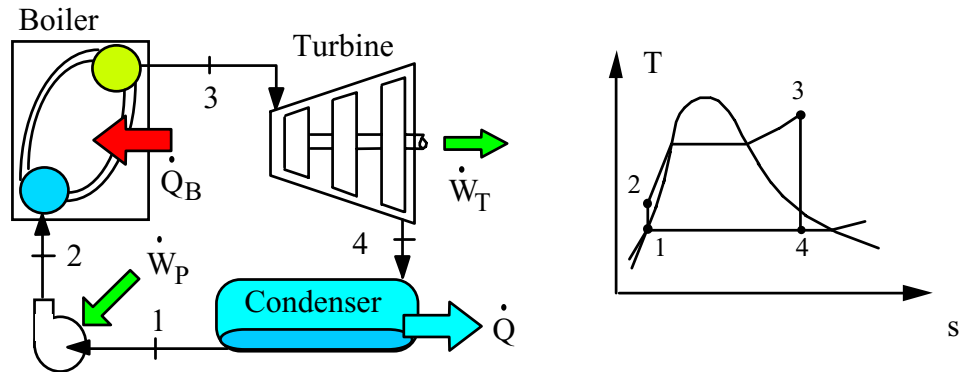
$$\text{C.V. Pump: } w_P = v_1(P_2 - P_1) = 0.00101(4000 - 9.6) = \mathbf{4.03 \text{ kJ/kg}}$$

$$w_P = h_2 - h_1 \Rightarrow h_2 = 188.42 + 4.03 = 192.45 \text{ kJ/kg}$$

$$\text{C.V. Boiler: } q_H = h_3 - h_2 = 3445.3 - 192.45 = \mathbf{3252.8 \text{ kJ/kg}}$$

$$\text{C.V. Condenser: } q_{L,\text{out}} = h_4 - h_1 = 2241.3 - 188.42 = \mathbf{2052.9 \text{ kJ/kg}}$$

$$\eta_{\text{TH}} = w_{\text{net}}/q_H = (w_T + w_P)/q_H = (1204 - 4.03)/3252.8 = \mathbf{0.369}$$



11.35

Consider an ideal Rankine cycle using water with a high-pressure side of the cycle at a supercritical pressure. Such a cycle has a potential advantage of minimizing local temperature differences between the fluids in the steam generator, such as the instance in which the high-temperature energy source is the hot exhaust gas from a gas-turbine engine. Calculate the thermal efficiency of the cycle if the state entering the turbine is 30 MPa, 550°C, and the condenser pressure is 5 kPa. What is the steam quality at the turbine exit?

Solution:

For the efficiency we need the net work and steam generator heat transfer.

C.V. Pump. For this high exit pressure we use Table B.1.4

State 1: $s_1 = 0.4764$ kJ/kg K, $h_1 = 137.82$ kJ/kg

Entropy Eq.: $s_2 = s_1 \Rightarrow h_2 = 168.36$ kJ/kg

$$w_p = h_2 - h_1 = 30.54 \text{ kJ/kg}$$

C.V. Turbine. Assume reversible and adiabatic.

Entropy Eq.: $s_4 = s_3 = 6.0342 = 0.4764 + x_4 \times 7.9187$

$$x_4 = \mathbf{0.70186} \quad \text{Very low for a turbine exhaust}$$

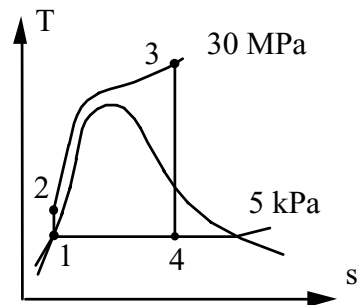
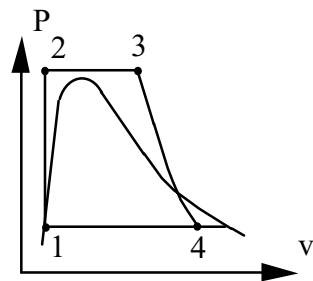
$$h_4 = 137.79 + x_4 \times 2423.66 = 1838.86, \quad h_3 = 3275.36 \text{ kJ/kg}$$

$$w_T = h_3 - h_4 = 1436.5 \text{ kJ/kg}$$

Steam generator: $q_H = h_3 - h_2 = 3107$ kJ/kg

$$w_{NET} = w_T - w_p = 1436.5 - 30.54 = 1406 \text{ kJ/kg}$$

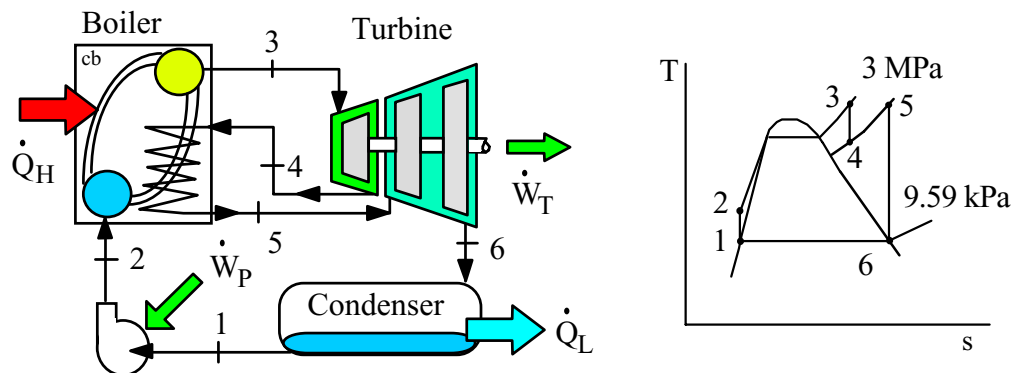
$$\eta = w_{NET}/q_H = 1406 / 3107 = \mathbf{0.45}$$



Reheat Cycles

11.36

A smaller power plant produces steam at 3 MPa, 600°C in the boiler. It keeps the condenser at 45°C by transfer of 10 MW out as heat transfer. The first turbine section expands to 500 kPa and then flow is reheated followed by the expansion in the low pressure turbine. Find the reheat temperature so the turbine output is saturated vapor. For this reheat find the total turbine power output and the boiler heat transfer.



The states properties from Tables B.1.1 and B.1.3

$$1: 45^\circ\text{C}, x = 0: h_1 = 188.42 \text{ kJ/kg}, v_1 = 0.00101 \text{ m}^3/\text{kg}, P_{\text{sat}} = 9.59 \text{ kPa}$$

$$3: 3.0 \text{ MPa}, 600^\circ\text{C}: h_3 = 3682.34 \text{ kJ/kg}, s_3 = 7.5084 \text{ kJ/kg K}$$

$$6: 45^\circ\text{C}, x = 1: h_6 = 2583.19 \text{ kJ/kg}, s_6 = 8.1647 \text{ kJ/kg K}$$

C.V. Pump Reversible and adiabatic.

$$\text{Energy: } w_p = h_2 - h_1; \quad \text{Entropy: } s_2 = s_1$$

since incompressible it is easier to find work (positive in) as

$$w_p = \int v \, dP = v_1 (P_2 - P_1) = 0.00101 (3000 - 9.59) = 3.02 \text{ kJ/kg}$$

$$h_2 = h_1 + w_p = 188.42 + 3.02 = 191.44 \text{ kJ/kg}$$

C.V. HP Turbine section

$$\text{Entropy Eq.: } s_4 = s_3 \Rightarrow h_4 = 3093.26 \text{ kJ/kg}; T_4 = 314^\circ\text{C}$$

C.V. LP Turbine section

$$\text{Entropy Eq.: } s_6 = s_5 = 8.1647 \text{ kJ/kg K} \Rightarrow \text{state 5}$$

$$\text{State 5: } 500 \text{ kPa}, s_5 \Rightarrow h_5 = 3547.55 \text{ kJ/kg}, T_5 = 529^\circ\text{C}$$

C.V. Condenser.

Energy Eq.: $q_L = h_6 - h_1 = h_{fg} = 2394.77 \text{ kJ/kg}$

$$\dot{m} = \dot{Q}_L / q_L = 10\,000 / 2394.77 = 4.176 \text{ kg/s}$$

Both turbine sections

$$\begin{aligned}\dot{W}_{T,\text{tot}} &= \dot{m}w_{T,\text{tot}} = \dot{m}(h_3 - h_4 + h_5 - h_6) \\ &= 4.176 (3682.34 - 3093.26 + 3547.55 - 2583.19) = \mathbf{6487 \text{ kW}}\end{aligned}$$

Both boiler sections

$$\begin{aligned}\dot{Q}_H &= \dot{m}(h_3 - h_2 + h_5 - h_4) \\ &= 4.176 (3682.34 - 191.44 + 3547.55 - 3093.26) = \mathbf{16\,475 \text{ kW}}\end{aligned}$$

11.37

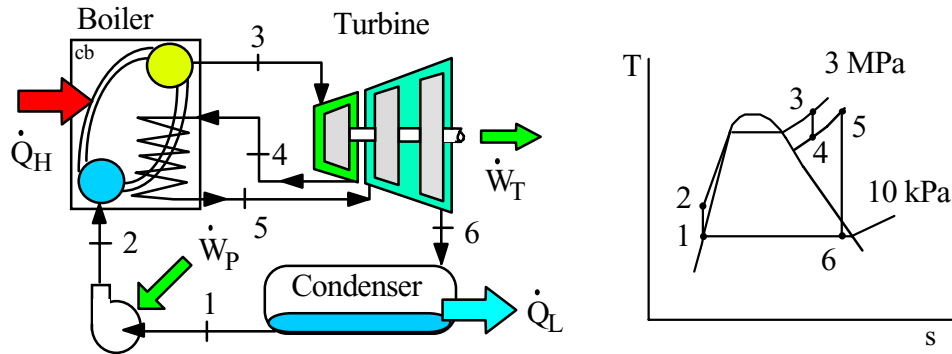
Consider an ideal steam reheat cycle where steam enters the high-pressure turbine at 3.0 MPa, 400°C, and then expands to 0.8 MPa. It is then reheated to 400°C and expands to 10 kPa in the low-pressure turbine. Calculate the cycle thermal efficiency and the moisture content of the steam leaving the low-pressure turbine.

Solution:

C.V. Pump reversible, adiabatic and assume incompressible flow

$$w_P = v_1(P_2 - P_1) = 0.00101(3000 - 10) = 3.02 \text{ kJ/kg,}$$

$$h_2 = 191.81 + 3.02 = 194.83 \text{ kJ/kg}$$



C.V. HP Turbine section

$$P_3 = 3 \text{ MPa, } T_3 = 400^\circ\text{C} \Rightarrow h_3 = 3230.82 \text{ kJ/kg, } s_3 = 6.9211 \text{ kJ/kg K}$$

$$s_4 = s_3 \Rightarrow h_4 = 2891.6 \text{ kJ/kg;}$$

C.V. LP Turbine section

$$\text{State 5: } 400^\circ\text{C, } 0.8 \text{ MPa} \Rightarrow h_5 = 3267.1 \text{ kJ/kg, } s_5 = 7.5715 \text{ kJ/kg K}$$

Entropy Eq.: $s_6 = s_5 = 7.5715 \text{ kJ/kg K} \Rightarrow$ two-phase state

$$x_6 = \frac{s_6 - s_f}{s_{fg}} = \frac{7.5715 - 0.6492}{7.501} = 0.92285 = \mathbf{0.923}$$

$$h_6 = 191.81 + 0.92285 \times 2392.82 = 2400 \text{ kJ/kg}$$

$$w_{T,\text{tot}} = h_3 - h_4 + h_5 - h_6 = 3230.82 - 2891.6 + 3267.1 - 2400 = 1237.8 \text{ kJ/kg}$$

$$q_{H1} = h_3 - h_2 = 3230.82 - 194.83 = 3036 \text{ kJ/kg}$$

$$q_H = q_{H1} + h_5 - h_4 = 3036 + 3267.1 - 2891.6 = 3411.5 \text{ kJ/kg}$$

$$\eta_{\text{CYCLE}} = (1237.8 - 3.02)/3411.5 = \mathbf{0.362}$$

11.38

A smaller power plant produces 25 kg/s steam at 3 MPa, 600°C in the boiler. It cools the condenser with ocean water so the condenser exit is at 45°C. There is a reheat done at 500 kPa up to 400°C and then expansion in the low pressure turbine. Find the net power output and the total heat transfer in the boiler.

Solution:

The states properties from Tables B.1.1 and B.1.3

$$1: 45^\circ\text{C}, x = 0: h_1 = 188.42 \text{ kJ/kg}, v_1 = 0.00101 \text{ m}^3/\text{kg}, P_{\text{sat}} = 9.59 \text{ kPa}$$

$$3: 3.0 \text{ MPa}, 600^\circ\text{C}: h_3 = 3682.34 \text{ kJ/kg}, s_3 = 7.5084 \text{ kJ/kg K}$$

$$5: 500 \text{ kPa}, 400^\circ\text{C}: h_5 = 3271.83 \text{ kJ/kg}, s_5 = 7.7937 \text{ kJ/kg K}$$

C.V. Pump Reversible and adiabatic. Incompressible flow so

$$\text{Energy: } w_p = h_2 - h_1 = v_1(P_2 - P_1) = 0.00101 (3000 - 9.6) = 3.02 \text{ kJ/kg}$$

C.V. LP Turbine section

$$\text{Entropy Eq.: } s_6 = s_5 = 7.7937 \text{ kJ/kg K} \Rightarrow \text{two-phase state}$$

$$x_6 = (s_6 - s_f)/s_{fg} = \frac{7.7937 - 0.6386}{7.5261} = 0.9507$$

$$h_6 = 188.42 + 0.9507 \times 2394.77 = 2465.1 \text{ kJ/kg}$$

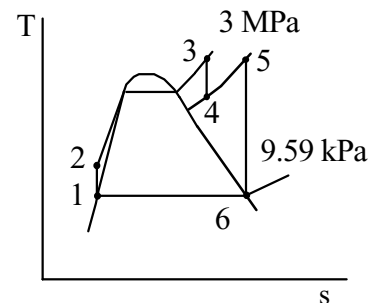
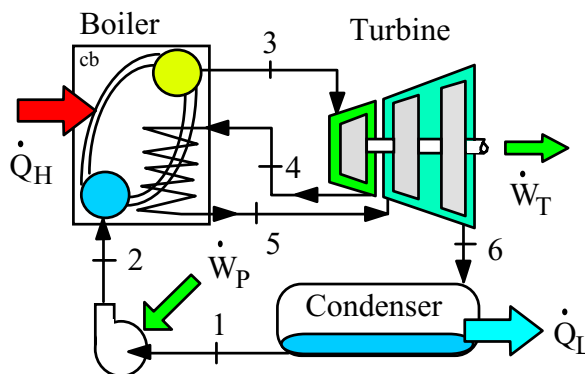
Both turbine sections

$$\begin{aligned} w_{T,\text{tot}} &= h_3 - h_4 + h_5 - h_6 \\ &= 3682.34 - 3093.26 + 3271.83 - 2465.1 = 1395.81 \text{ kJ/kg} \end{aligned}$$

$$\dot{W}_{\text{net}} = \dot{W}_T - \dot{W}_p = \dot{m}(w_{T,\text{tot}} - w_p) = 25 (1395.81 - 3.02) = \mathbf{34\,820 \text{ kW}}$$

Both boiler sections

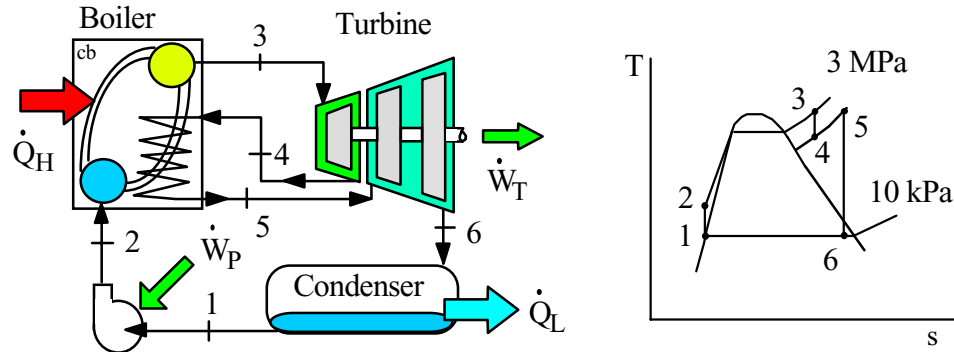
$$\begin{aligned} \dot{Q}_H &= \dot{m}(h_3 - h_2 + h_5 - h_4) \\ &= 25 (3682.34 - 191.44 + 3271.83 - 3093.26) = \mathbf{91\,737 \text{ kW}} \end{aligned}$$



11.39

The reheat pressure effect the operating variables and thus turbine performance. Repeat Problem 11.37 twice, using 0.6 and 1.0 MPa for the reheat pressure.

Solution



C.V. Pump reversible, adiabatic and assume incompressible flow

$$w_P = v_1(P_2 - P_1) = 0.00101(3000 - 10) = 3.02 \text{ kJ/kg},$$

$$h_2 = h_1 + w_P = 191.81 + 3.02 = 194.83 \text{ kJ/kg}$$

$$\text{State 3: } 3 \text{ MPa, } 400^\circ\text{C} \Rightarrow h_3 = 3230.82 \text{ kJ/kg, } s_3 = 6.9211 \text{ kJ/kg K}$$

$$\text{Low T boiler section: } q_{H1} = h_3 - h_2 = 3230.82 - 194.83 = 3035.99 \text{ kJ/kg}$$

$$\text{State 4: } P_4, s_4 = s_3$$

$$\text{For } P_4 = 1 \text{ MPa: } h_4 = 2940.85 \text{ kJ/kg state 4 is sup. vapor}$$

$$\text{State 5: } 400^\circ\text{C, } P_5 = P_4 \Rightarrow h_5 = 3263.9 \text{ kJ/kg, } s_5 = 7.465 \text{ kJ/kg K,}$$

$$\text{For } P_4 = 0.6 \text{ MPa: } h_4 = 2793.2 \text{ kJ/kg state 4 is sup. vapor}$$

$$\text{State 5: } 400^\circ\text{C, } P_5 = P_4 \Rightarrow h_5 = 3270.3 \text{ kJ/kg, } s_5 = 7.7078 \text{ kJ/kg K,}$$

$$\text{State 6: } 10 \text{ kPa, } s_6 = s_5 \Rightarrow x_6 = (s_6 - s_f)/s_{fg}$$

$$\text{Total turbine work: } w_{T,\text{tot}} = h_3 - h_4 + h_5 - h_6$$

$$\text{Total boiler H.Tr.: } q_H = q_{H1} + h_5 - h_4$$

$$\text{Cycle efficiency: } \eta_{\text{CYCLE}} = (w_{T,\text{tot}} - w_P)/q_H$$

$P_4=P_5$	x_6	h_6	w_T	q_H	η_{CYCLE}
1	0.9087	2366	1187.9	3359.0	0.3527
0.6	0.9410	2443.5	1228.0	3437.7	0.3563

Notice the very small changes in efficiency.

11.40

The effect of a number of reheat stages on the ideal steam reheat cycle is to be studied. Repeat Problem 11.37 using two reheat stages, one stage at 1.2 MPa and the second at 0.2 MPa, instead of the single reheat stage at 0.8 MPa.

C.V. Pump reversible, adiabatic and assume incompressible flow, work in

$$w_P = v_1(P_2 - P_1) = 0.00101(3000 - 10) = 3.02 \text{ kJ/kg,}$$

$$h_2 = h_1 + w_P = 191.81 + 3.02 = 194.83 \text{ kJ/kg}$$

$$P_4 = P_5 = 1.2 \text{ MPa, } P_6 = P_7 = 0.2 \text{ MPa}$$

$$3: h_3 = 3230.82 \text{ kJ/kg, } s_3 = 6.9211 \text{ kJ/kg K}$$

$$4: P_4, s_4 = s_3 \Rightarrow \text{sup. vap. } h_4 = 2985.3$$

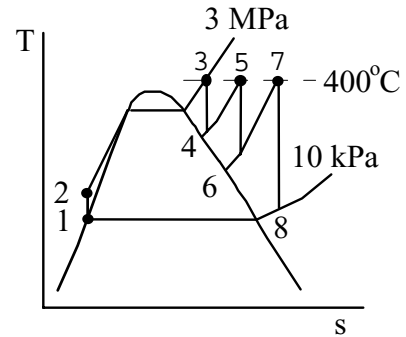
$$5: h_5 = 3260.7 \text{ kJ/kg, } s_5 = 7.3773 \text{ kJ/kg K}$$

$$6: P_6, s_6 = s_5 \Rightarrow \text{sup. vapor}$$

$$h_6 = 2811.2 \text{ kJ/kg}$$

$$7: h_7 = 3276.5 \text{ kJ/kg, } s_7 = 8.2217 \text{ kJ/kg K}$$

$$8: P_8, s_8 = s_7 \Rightarrow \text{sup. vapor } h_8 = 2607.9 \text{ kJ/kg}$$



Total turbine work, same flow rate through all sections

$$w_T = (h_3 - h_4) + (h_5 - h_6) + (h_7 - h_8) = 245.5 + 449.5 + 668.6 = 1363.6 \text{ kJ/kg}$$

Total heat transfer in boiler, same flow rate through all sections

$$q_H = (h_3 - h_2) + (h_5 - h_4) + (h_7 - h_6) = 3036 + 319.8 + 465.3 = 3821.1 \text{ kJ/kg}$$

Cycle efficiency:

$$\eta_{TH} = \frac{w_T - w_P}{q_H} = \frac{1363.6 - 3.02}{3821.1} = \mathbf{0.356}$$

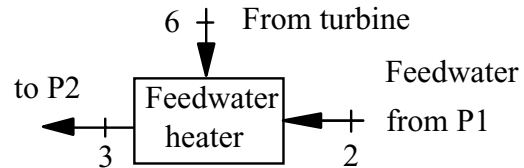
Open Feedwater Heaters

11.41

An open feedwater heater in a regenerative steam power cycle receives 20 kg/s of water at 100°C, 2 MPa. The extraction steam from the turbine enters the heater at 2 MPa, 275°C, and all the feedwater leaves as saturated liquid. What is the required mass flow rate of the extraction steam?

Solution:

The complete diagram is as in Figure 11.8 in main text.



C.V Feedwater heater

$$\text{Continuity Eq.:} \quad \dot{m}_2 + \dot{m}_6 = \dot{m}_3$$

$$\text{Energy Eq.:} \quad \dot{m}_2 h_2 + \dot{m}_6 h_6 = \dot{m}_3 h_3 = (\dot{m}_2 + \dot{m}_6) h_3$$

Table B.1.4: $h_2 = 420.45$ kJ/kg, Table B.1.2: $h_3 = 908.77$ kJ/kg

Table B.1.3: $h_6 = 2963$ kJ/kg, this is interpolated

With the values substituted into the energy equation we get

$$\dot{m}_6 = \dot{m}_2 \frac{h_3 - h_2}{h_6 - h_3} = 20 \times \frac{908.77 - 420.45}{2963 - 908.77} = \mathbf{4.754 \text{ kg/s}}$$

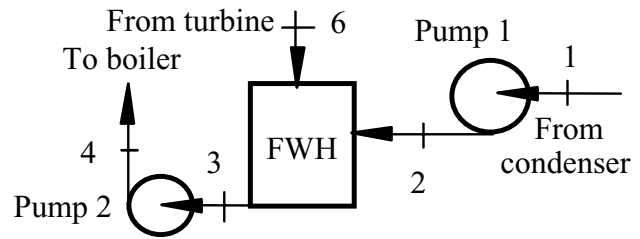
Remark: For lower pressures at state 2 where Table B.1.4 may not have an entry the corresponding saturated liquid at same T from Table B.1.1 is used.

11.42

A power plant with one open feedwater heater has a condenser temperature of 45°C, a maximum pressure of 5 MPa, and boiler exit temperature of 900°C. Extraction steam at 1 MPa to the feedwater heater is mixed with the feedwater line so the exit is saturated liquid into the second pump. Find the fraction of extraction steam flow and the two specific pump work inputs.

Solution:

The complete diagram is as in Figure 11.8 in the main text.



State out of boiler 5: $h_5 = 4378.82 \text{ kJ/kg}$, $s_5 = 7.9593 \text{ kJ/kg K}$

C.V. Turbine reversible, adiabatic: $s_7 = s_6 = s_5$

State 6: $P_6, s_6 \Rightarrow h_6 = 3640.6 \text{ kJ/kg}$, $T_6 = 574^\circ\text{C}$

C.V Pump P1

$$w_{P1} = h_2 - h_1 = v_1(P_2 - P_1) = 0.00101(1000 - 9.6) = \mathbf{1.0 \text{ kJ/kg}}$$

$$\Rightarrow h_2 = h_1 + w_{P1} = 188.42 + 1.0 = 189.42 \text{ kJ/kg}$$

C.V. Feedwater heater: Call $\dot{m}_6 / \dot{m}_{\text{tot}} = x$ (the extraction fraction)

$$\text{Energy Eq.: } (1 - x) h_2 + x h_6 = 1 h_3$$

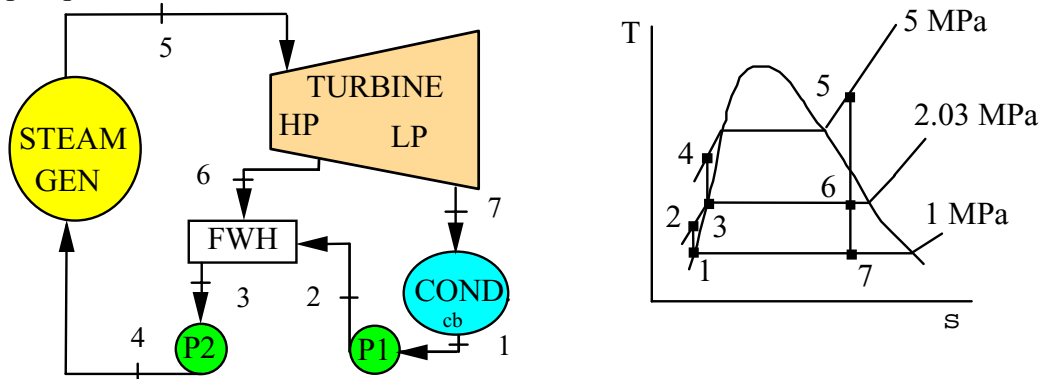
$$x = \frac{h_3 - h_2}{h_6 - h_2} = \frac{762.79 - 189.42}{3640.6 - 189.42} = \mathbf{0.1661}$$

C.V Pump P2

$$w_{P2} = h_4 - h_3 = v_3(P_4 - P_3) = 0.001127(5000 - 1000) = \mathbf{4.5 \text{ kJ/kg}}$$

11.43

A Rankine cycle operating with ammonia is heated by some low temperature source so the highest T is 120°C at a pressure of 5000 kPa. Its low pressure is 1003 kPa and it operates with one open feedwater heater at 2033 kPa. The total flow rate is 5 kg/s. Find the extraction flow rate to the feedwater heater assuming its outlet state is saturated liquid at 2033 kPa. Find the total power to the two pumps.



$$\text{State 1: } x_1 = 0, h_1 = 298.25 \text{ kJ/kg}, v_1 = 0.001658 \text{ m}^3/\text{kg}$$

$$\text{State 3: } x_3 = 0, h_3 = 421.48 \text{ kJ/kg}, v_3 = 0.001777 \text{ m}^3/\text{kg}$$

$$\text{State 5: } h_5 = 421.48 \text{ kJ/kg}, s_5 = 4.7306 \text{ kJ/kg K}$$

$$\text{State 6: } s_6 = s_5 \Rightarrow x_6 = (s_6 - s_f)/s_{fg} = 0.99052, h_6 = 1461.53 \text{ kJ/kg}$$

C.V Pump P1

$$w_{P1} = h_2 - h_1 = v_1(P_2 - P_1) = 0.001658(2033 - 1003) = 1.708 \text{ kJ/kg}$$

$$\Rightarrow h_2 = h_1 + w_{P1} = 298.25 + 1.708 = 299.96 \text{ kJ/kg}$$

C.V. Feedwater heater: Call $\dot{m}_6 / \dot{m}_{\text{tot}} = x$ (the extraction fraction)

$$\text{Energy Eq.: } (1 - x)h_2 + xh_6 = 1h_3$$

$$x = \frac{h_3 - h_2}{h_6 - h_2} = \frac{762.79 - 189.42}{3640.6 - 189.42} = \mathbf{0.1046}$$

$$\dot{m}_{\text{extr}} = x \dot{m}_{\text{tot}} = 0.1046 \times 5 = \mathbf{0.523 \text{ kg/s}}$$

$$\dot{m}_1 = (1-x) \dot{m}_{\text{tot}} = (1 - 0.1046) 5 = 4.477 \text{ kg/s}$$

C.V Pump P2

$$w_{P2} = h_4 - h_3 = v_3(P_4 - P_3) = 0.001777(5000 - 2033) = 5.272 \text{ kJ/kg}$$

Total pump work

$$\dot{W}_p = \dot{m}_1 w_{P1} + \dot{m}_{\text{tot}} w_{P2} = 4.477 \times 1.708 + 5 \times 5.272 = \mathbf{34 \text{ kW}}$$

11.44

A steam power plant operates with a boiler output of 20 kg/s steam at 2 MPa, 600°C. The condenser operates at 50°C dumping energy to a river that has an average temperature of 20°C. There is one open feedwater heater with extraction from the turbine at 600 kPa and its exit is saturated liquid. Find the mass flow rate of the extraction flow. If the river water should not be heated more than 5°C how much water should be pumped from the river to the heat exchanger (condenser)?

Solution:

The setup is as shown in Fig. 11.10.

$$1: 50^\circ\text{C sat liq. } v_1 = 0.001012 \text{ m}^3/\text{kg},$$

$$h_1 = 209.31 \text{ kJ/kg}$$

$$2: 600 \text{ kPa} \quad s_2 = s_1$$

$$3: 600 \text{ kPa, sat liq. } h_3 = h_f = 670.54 \text{ kJ/kg}$$

$$5: (P, T) \quad h_5 = 3690.1 \text{ kJ/kg},$$

$$s_5 = 7.7023 \text{ kJ/kg K}$$

$$6: 600 \text{ kPa, } s_6 = s_5 \quad \Rightarrow \quad h_6 = 3270.0 \text{ kJ/kg}$$

CV P1

$$w_{P1} = v_1(P_2 - P_1) = 0.001012 (600 - 12.35) = 0.595 \text{ kJ/kg}$$

$$h_2 = h_1 + w_{P1} = 209.9 \text{ kJ/kg}$$

C.V FWH

$$x h_6 + (1 - x) h_2 = h_3$$

$$x = \frac{h_3 - h_2}{h_6 - h_2} = \frac{670.54 - 209.9}{3270.0 - 209.9} = 0.1505$$

$$\dot{m}_6 = x \dot{m}_5 = 0.1505 \times 20 = \mathbf{3 \text{ kg/s}}$$

$$\text{CV Turbine: } s_7 = s_6 = s_5 \quad \Rightarrow \quad x_7 = 0.9493, \quad h_7 = 2471.17 \text{ kJ/kg}$$

CV Condenser

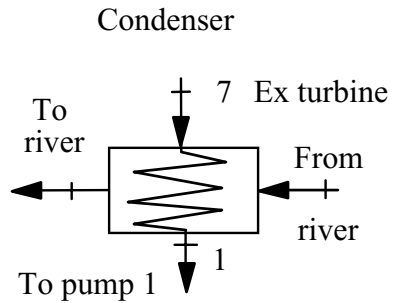
$$q_L = h_7 - h_1 = 2471.17 - 209.31 = 2261.86 \text{ kJ/kg}$$

The heat transfer out of the water from 7 to 1 goes into the river water

$$\dot{Q}_L = (1 - x) \dot{m}_{qL} = 0.85 \times 20 \times 2261.86 = 38\,429 \text{ kW}$$

$$= \dot{m}_{\text{H}_2\text{O}} \Delta h_{\text{H}_2\text{O}} = \dot{m}_{\text{H}_2\text{O}} (h_{f25} - h_{f20}) = \dot{m} (20.93)$$

$$\dot{m} = 38\,429 / 20.93 = \mathbf{1836 \text{ kg/s}}$$



11.45

Consider an ideal steam regenerative cycle in which steam enters the turbine at 3.0 MPa, 400°C, and exhausts to the condenser at 10 kPa. Steam is extracted from the turbine at 0.8 MPa for an open feedwater heater. The feedwater leaves the heater as saturated liquid. The appropriate pumps are used for the water leaving the condenser and the feedwater heater. Calculate the thermal efficiency of the cycle and the net work per kilogram of steam.

Solution:

This is a standard Rankine cycle with an open FWH as shown in Fig.11.10

C.V Pump P1

$$w_{P1} = h_2 - h_1 = v_1(P_2 - P_1) = 0.00101(800 - 10) = 0.798 \text{ kJ/kg}$$

$$\Rightarrow h_2 = h_1 + w_{P1} = 191.81 + 0.798 = 192.61 \text{ kJ/kg}$$

C.V. FWH Call $\dot{m}_6 / \dot{m}_{\text{tot}} = x$ (the extraction fraction)

$$(1 - x) h_2 + x h_6 = 1 h_3$$

$$x = \frac{h_3 - h_2}{h_6 - h_2} = \frac{721.1 - 192.61}{2891.6 - 192.61} = 0.1958$$

C.V Pump P2

$$w_{P2} = h_4 - h_3 = v_3(P_4 - P_3) = 0.001115(3000 - 800) = 2.45 \text{ kJ/kg}$$

$$h_4 = h_3 + w_{P2} = 721.1 + 2.45 = 723.55 \text{ kJ/kg}$$

CV Boiler: $q_H = h_5 - h_4 = 3230.82 - 723.55 = 2507.3 \text{ kJ/kg}$

CV Turbine

2nd Law $s_7 = s_6 = s_5 = 6.9211 \text{ kJ/kg K}$

$P_6, s_6 \Rightarrow h_6 = 2891.6 \text{ kJ/kg}$ (superheated vapor)

$$s_7 = s_6 = s_5 = 6.9211 \Rightarrow x_7 = \frac{6.9211 - 0.6492}{7.501} = 0.83614$$

$$\Rightarrow h_7 = 191.81 + x_7 2392.82 = 2192.55 \text{ kJ/kg}$$

Turbine has full flow in HP section and fraction 1-x in LP section

$$\dot{W}_T / \dot{m}_5 = h_5 - h_6 + (1 - x) (h_6 - h_7)$$

$$w_T = 3230.82 - 2891.6 + (1 - 0.1988) (2891.6 - 2192.55) = 899.3$$

P2 has the full flow and P1 has the fraction 1-x of the flow

$$w_{\text{net}} = w_T - (1 - x) w_{P1} - w_{P2}$$

$$= 899.3 - (1 - 0.1988)0.798 - 2.45 = \mathbf{896.2 \text{ kJ/kg}}$$

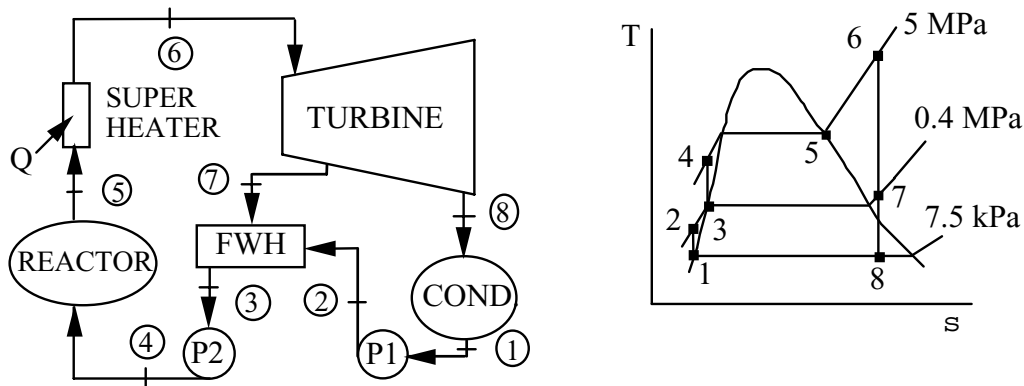
$$\eta_{\text{cycle}} = w_{\text{net}} / q_H = 896.2 / 2507.3 = \mathbf{0.357}$$

11.46

In one type of nuclear power plant, heat is transferred in the nuclear reactor to liquid sodium. The liquid sodium is then pumped through a heat exchanger where heat is transferred to boiling water. Saturated vapor steam at 5 MPa exits this heat exchanger and is then superheated to 600°C in an external gas-fired superheater. The steam enters the turbine, which has one (open-type) feedwater extraction at 0.4 MPa. The isentropic turbine efficiency is 87%, and the condenser pressure is 7.5 kPa. Determine the heat transfer in the reactor and in the superheater to produce a net power output of 1 MW.

Solution:

The complete cycle diagram is similar to Figure 11.8 except the boiler is separated into a section heated by the reactor and a super heater section.



CV. Pump P1

$$w_{P1} = 0.001008(400 - 7.5) = 0.4 \text{ kJ/kg};$$

$$h_2 = h_1 + w_{P1} = 168.8 + 0.4 = 169.2 \text{ kJ/kg}$$

CV. Pump P2

$$w_{P2} = 0.001084(5000 - 400) = 5.0 \text{ kJ/kg}$$

$$h_4 = h_3 + w_{P2} = 604.7 + 5.0 = 609.7 \text{ kJ/kg}$$

C.V. Turbine (to get exit state properties)

$$s_7 = s_6 = 7.2589, \quad P_7 = 0.4 \text{ MPa} \Rightarrow T_7 = 221.2^\circ\text{C}, \quad h_7 = 2904.5 \text{ kJ/kg}$$

$$s_8 = s_6 = 7.2589 = 0.5764 + x_8 \times 7.6750 \quad x_8 = 0.8707$$

$$h_8 = 168.8 + 0.8707 \times 2406.0 = 2263.7 \text{ kJ/kg}$$

CV: Feedwater heater FWH (to get the extraction fraction x_7)

Divide the equations with the total mass flow rate $\dot{m}_3 = \dot{m}_4 = \dot{m}_5 = \dot{m}_6$

Continuity: $x_2 + x_7 = x_3 = 1.0$, Energy Eq.: $x_2 h_2 + x_7 h_7 = h_3$

$$x_7 = (604.7 - 169.2) / (2904.5 - 169.2) = 0.1592$$

CV: Turbine (to get the total specific work)

Full flow from 6 to 7 and the fraction $(1 - x_7)$ from 7 to 8.

$$\begin{aligned}w_T &= (h_6 - h_7) + (1 - x_7)(h_7 - h_8) \\ &= 3666.5 - 2904.5 + 0.8408(2904.5 - 2263.7) = 1300.8 \text{ kJ/kg}\end{aligned}$$

CV: Pumps (P1 has $x_1 = 1 - x_7$, P2 has the full flow $x_3 = 1$)

$$w_P = x_1 w_{P1} + x_3 w_{P2} = 0.8408 \times 0.4 + 1 \times 5.0 = 5.3 \text{ kJ/kg}$$

$$w_{NET} = 1300.8 - 5.3 = 1295.5 \Rightarrow \dot{m} = 1000/1295.5 = 0.772 \text{ kg/s}$$

CV: Reactor (this has the full flow)

$$\dot{Q}_{REACT} = \dot{m}(h_5 - h_4) = 0.772(2794.3 - 609.7) = \mathbf{1686 \text{ kW}}$$

CV: Superheater (this has the full flow)

$$\dot{Q}_{SUP} = \dot{m}(h_6 - h_5) = 0.772(3666.5 - 2794.3) = \mathbf{673 \text{ kW}}$$

11.47

A steam power plant has high and low pressures of 20 MPa and 10 kPa, and one open feedwater heater operating at 1 MPa with the exit as saturated liquid. The maximum temperature is 800°C and the turbine has a total power output of 5 MW. Find the fraction of the flow for extraction to the feedwater and the total condenser heat transfer rate.

The physical components and the T-s diagram is as shown in Fig. 11.10 in the main text for one open feedwater heater. The same state numbering is used. From the Steam Tables:

$$\text{State 5: } (P, T) \quad h_5 = 4069.8 \text{ kJ/kg}, \quad s_5 = 7.0544 \text{ kJ/kg K},$$

$$\text{State 1: } (P, x = 0) \quad h_1 = 191.81 \text{ kJ/kg}, \quad v_1 = 0.00101 \text{ m}^3/\text{kg}$$

$$\text{State 3: } (P, x = 0) \quad h_3 = 762.8 \text{ kJ/kg}, \quad v_3 = 0.001127 \text{ m}^3/\text{kg}$$

$$\text{Pump P1: } w_{P1} = v_1(P_2 - P_1) = 0.00101 \times 990 = 1 \text{ kJ/kg}$$

$$h_2 = h_1 + w_{P1} = 192.81 \text{ kJ/kg}$$

$$\text{Turbine 5-6: } s_6 = s_5 \Rightarrow h_6 = 3013.7 \text{ kJ/kg}$$

$$w_{T56} = h_5 - h_6 = 4069.8 - 3013.7 = 1056.1 \text{ kJ/kg}$$

$$\text{Feedwater Heater } (\dot{m}_{TOT} = \dot{m}_5): \quad x\dot{m}_5 h_6 + (1 - x)\dot{m}_5 h_2 = \dot{m}_5 h_3$$

$$\Rightarrow x = \frac{h_3 - h_2}{h_6 - h_2} = \frac{762.8 - 192.81}{3013.7 - 192.81} = \mathbf{0.2021}$$

To get state 7 into condenser consider turbine.

$$s_7 = s_6 = s_5 \Rightarrow x_7 = (7.0544 - 0.6493)/7.5009 = 0.85391$$

$$h_7 = 191.81 + 0.85391 \times 2392.82 = 2235.1 \text{ kJ/kg}$$

Find specific turbine work to get total flow rate

$$\dot{W}_T = \dot{m}_{TOT} h_5 - x\dot{m}_{TOT} h_6 - (1 - x)\dot{m}_{TOT} h_7 =$$

$$= \dot{m}_{TOT} \times (h_5 - xh_6 - (1 - x)h_7) = \dot{m}_{TOT} \times 1677.3$$

$$\dot{m}_{TOT} = 5000/1677.3 = 2.98 \text{ kg/s}$$

$$\dot{Q}_L = \dot{m}_{TOT} (1-x) (h_7 - h_1) = 2.98 \times 0.7979(2235.1 - 191.81) = \mathbf{4858 \text{ kW}}$$

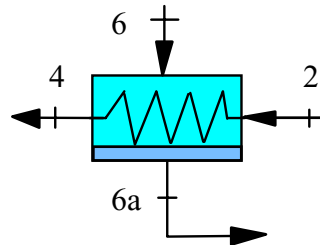
Closed Feedwater Heaters

11.48

A closed feedwater heater in a regenerative steam power cycle heats 20 kg/s of water from 100°C, 20 MPa to 250°C, 20 MPa. The extraction steam from the turbine enters the heater at 4 MPa, 275°C, and leaves as saturated liquid. What is the required mass flow rate of the extraction steam?

Solution:

The schematic is from Figure 11.11 has the feedwater from the pump coming at state 2 being heated by the extraction flow coming from the turbine state 6 so the feedwater leaves as saturated liquid state 4 and the extraction flow leaves as condensate state 6a.



From table B.1	h	kJ/kg
B.1.4: 100°C, 20 MPa	$h_2 =$	434.06
B.1.4: 250°C, 20 MPa	$h_4 =$	1086.75
B.1.3: 4 MPa, 275°C	$h_6 =$	2886.2
B.1.2: 4 MPa, sat. liq.	$h_{6a} =$	1087.31

C.V. Feedwater Heater

$$\text{Energy Eq.: } \dot{m}_2 h_2 + \dot{m}_6 h_6 = \dot{m}_2 h_4 + \dot{m}_6 h_{6a}$$

Since all four state are known we can solve for the extraction flow rate

$$\dot{m}_6 = \dot{m}_2 \frac{h_2 - h_4}{h_{6a} - h_6} = \mathbf{7.257 \text{ kg/s}}$$

11.49

A power plant with one closed feedwater heater has a condenser temperature of 45°C, a maximum pressure of 5 MPa, and boiler exit temperature of 900°C. Extraction steam at 1 MPa to the feedwater heater condenses and is pumped up to the 5 MPa feedwater line where all the water goes to the boiler at 200°C. Find the fraction of extraction steam flow and the two specific pump work inputs.

Solution:

$$s_1 = 0.6387 \text{ kJ/kg K,}$$

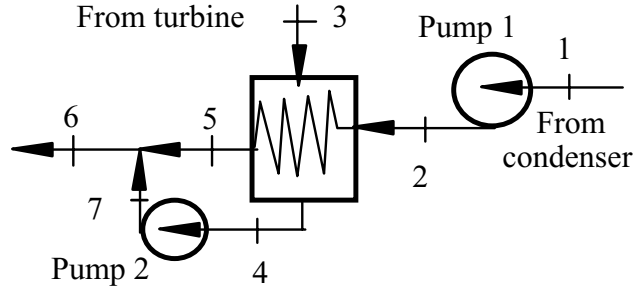
$$h_1 = 188.45 \text{ kJ/kg}$$

$$v_1 = 0.00101 \text{ m}^3/\text{kg,}$$

$$s_4 = 2.1387 \text{ kJ/kg K,}$$

$$h_4 = 762.81 \text{ kJ/kg}$$

$$T_6 \Rightarrow h_6 = 853.9 \text{ kJ/kg}$$



C.V. Turbine: Reversible, adiabatic so constant s from inlet to extraction point

$$s_3 = s_{IN} = 7.9593 \text{ kJ/kg K} \Rightarrow T_3 = \mathbf{573.8}, \quad h_3 = 3640.6 \text{ kJ/kg}$$

C.V. P1: $w_{P1} = v_1(P_2 - P_1) = \mathbf{5.04 \text{ kJ/kg}} \Rightarrow h_2 = h_1 + w_{P1} = 193.49 \text{ kJ/kg}$

C.V. P2: $w_{P2} = v_4(P_7 - P_4) = \mathbf{4.508 \text{ kJ/kg}} \Rightarrow h_7 = h_4 + w_{P2} = 767.31 \text{ kJ/kg}$

C.V. Total FWH and pumps:

$$\text{The extraction fraction is: } x = \dot{m}_3 / \dot{m}_6$$

$$\text{Continuity Eq.: } \dot{m}_6 = \dot{m}_1 + \dot{m}_3, \quad 1 = (1-x) + x$$

$$\text{Energy: } (1-x)(h_1 + w_{P1}) + x(h_3 + w_{P2}) = h_6$$

$$x = \frac{h_6 - h_2}{h_3 + w_{P2} - h_2} = \frac{853.9 - 193.49}{3640.6 + 4.508 - 193.49} = 0.1913$$

$$\dot{m}_3 / \dot{m}_6 = x = \mathbf{0.1913}$$

11.50

Repeat Problem 11.45, but assume a closed instead of an open feedwater heater. A single pump is used to pump the water leaving the condenser up to the boiler pressure of 3.0 MPa. Condensate from the feedwater heater is drained through a trap to the condenser.

Solution:

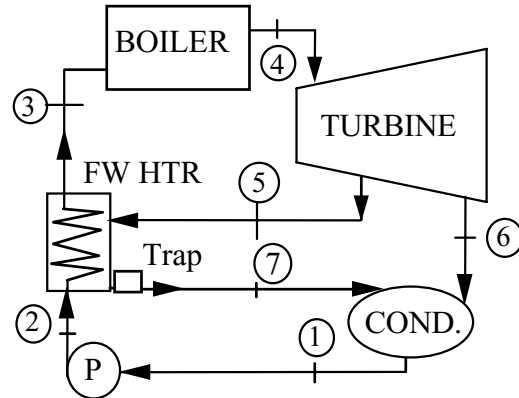
C.V. Turbine, 2nd law:

$$s_4 = s_5 = s_6 = 6.9211 \text{ kJ/kg K}$$

$$h_4 = 3230.82, \quad h_5 = 2891.6$$

$$\Rightarrow x_6 = (6.9211 - 0.6492)/7.501 \\ = 0.83614$$

$$h_6 = 191.81 + x_6 2392.82 \\ = 2192.55 \text{ kJ/kg}$$



Assume feedwater heater exit at the T of the condensing steam

C.V Pump

$$w_P = h_2 - h_1 = v_1(P_2 - P_1) = 0.00101(3000 - 10) = 3.02 \text{ kJ/kg}$$

$$h_2 = h_1 + w_P = 191.81 + 3.02 = 194.83 \text{ kJ/kg}$$

$$T_3 = T_{\text{sat}}(P_5) = 170.43^\circ\text{C}, \quad h_3 = h_f = h_7 = 721.1 \text{ kJ/kg}$$

C.V FWH

$$\dot{m}_5 / \dot{m}_3 = x, \quad \text{Energy Eq.: } h_2 + x h_5 = h_3 + h_7 x$$

$$x = \frac{h_3 - h_2}{h_5 - h_f} = \frac{721.1 - 194.83}{2891.6 - 721.1} = 0.2425$$

Turbine work with full flow from 4 to 5 fraction 1-x flows from 5 to 6

$$w_T = h_4 - h_5 + (1 - x)(h_5 - h_6) \\ = 3230.82 - 2891.6 + 0.7575(2891.6 - 2192.55) \\ = 868.75 \text{ kJ/kg}$$

$$w_{\text{net}} = w_T - w_P = 868.75 - 3.02 = \mathbf{865.7 \text{ kJ/kg}}$$

$$q_H = h_4 - h_3 = 3230.82 - 721.1 = 2509.7 \text{ kJ/kg}$$

$$\eta_{\text{cycle}} = w_{\text{net}} / q_H = 865.7 / 2509.7 = \mathbf{0.345}$$

11.51

Do Problem 11.47 with a closed feedwater heater instead of an open and a drip pump to add the extraction flow to the feed water line at 20 MPa. Assume the temperature is 175°C after the drip pump flow is added to the line. One main pump brings the water to 20 MPa from the condenser.

Solution:

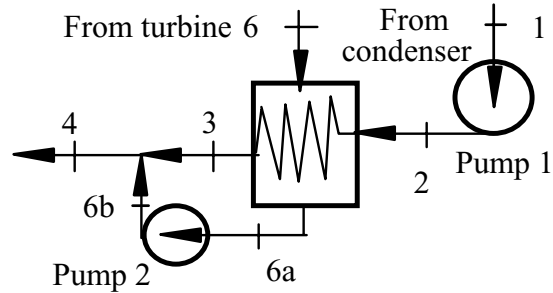
$$v_1 = 0.00101 \text{ m}^3/\text{kg},$$

$$h_1 = 191.81 \text{ kJ/kg}$$

$$T_4 = 175^\circ\text{C}; h_4 = 751.66 \text{ kJ/kg}$$

$$h_{6a} = h_{f, 1\text{MPa}} = 762.79 \text{ kJ/kg},$$

$$v_{6a} = 0.001127 \text{ m}^3/\text{kg}$$



$$\text{Turbine section 1: } s_6 = s_5 = 7.0544 \text{ kJ/kg K}$$

$$P_6 = 1 \text{ MPa} \Rightarrow h_6 = 3013.7 \text{ kJ/kg}$$

C.V Pump 1

$$w_{P1} = h_2 - h_1 = v_1(P_2 - P_1) = 0.00101(20\,000 - 10) = 20.19 \text{ kJ/kg}$$

$$\Rightarrow h_2 = h_1 + w_{P1} = 191.81 + 20.19 = 212.0 \text{ kJ/kg}$$

C.V Pump 2

$$w_{P2} = h_{6b} - h_{6a} = v_{6a}(P_{6b} - P_{6a}) = 0.001127(20\,000 - 1000) = 21.41 \text{ kJ/kg}$$

C.V FWH + P2 select the extraction fraction to be $x = \dot{m}_6 / \dot{m}_4$

$$x h_6 + (1 - x) h_2 + x (w_{P2}) = h_4$$

$$x = \frac{h_4 - h_2}{h_6 - h_2 - w_{P2}} = \frac{751.66 - 212.0}{3013.7 - 212.0 + 21.41} = \mathbf{0.191}$$

Turbine: $s_7 = s_6 = s_5$ & $P_7 = 10 \text{ kPa}$

$$\Rightarrow x_7 = \frac{7.0544 - 0.6493}{7.5009} = 0.85391$$

$$h_7 = 191.81 + 0.85391 \times 2392.82 = 2235.1 \text{ kJ/kg}$$

$$w_T = [h_5 - h_6 + (1 - x) (h_6 - h_7)]$$

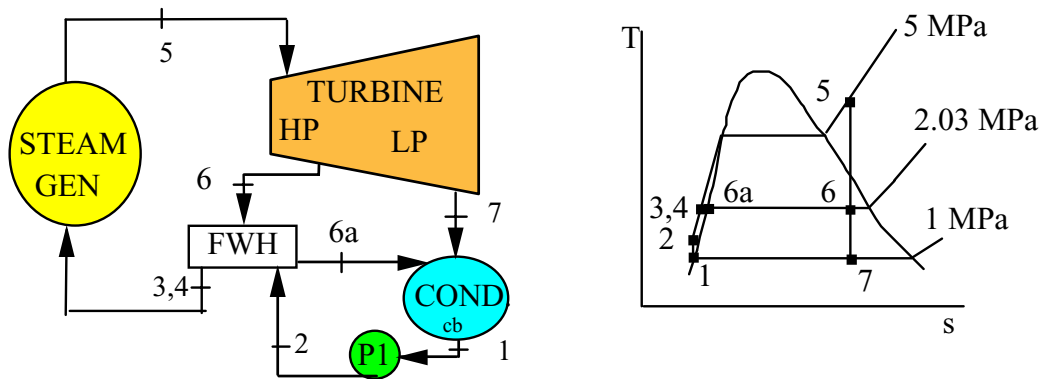
$$= [4069.8 - 3013.7 + 0.809 (3013.7 - 2235.1)] = 1686 \text{ kJ/kg}$$

$$\dot{W}_T = 5000 \text{ kW} = \dot{m}_5 \times w_T = \dot{m}_5 \times 1686 \text{ kJ/kg} \Rightarrow \dot{m}_5 = 2.966 \text{ kg/s}$$

$$\dot{Q}_L = \dot{m}_5(1 - x) (h_7 - h_1) = 2.966 \times 0.809 (2235.1 - 191.81) = \mathbf{4903 \text{ kW}}$$

11.52

Assume the powerplant in Problem 11.43 has one closed feedwater heater instead of the open FWH. The extraction flow out of the FWH is saturated liquid at 2033 kPa being dumped into the condenser and the feedwater is heated to 50°C. Find the extraction flow rate and the total turbine power output.



$$\text{State 1: } x_1 = 0, \quad h_1 = 298.25 \text{ kJ/kg}, \quad v_1 = 0.001658 \text{ m}^3/\text{kg}$$

$$\text{State 3: } h_3 = h_f + (P_3 - P_{\text{sat}})v_f = 421.48 + (5000 - 2033)0.001777 = 426.75 \text{ kJ/kg}$$

$$\text{State 5: } h_5 = 421.48 \text{ kJ/kg}, \quad s_5 = 4.7306 \text{ kJ/kg K}$$

$$\text{State 6: } s_6 = s_5 \Rightarrow x_6 = (s_6 - s_f)/s_{fg} = 0.99052, \quad h_6 = 1461.53 \text{ kJ/kg}$$

$$\text{State 6a: } x_{6a} = 0 \Rightarrow h_{6a} = 421.48 \text{ kJ/kg}$$

$$\text{State 7: } s_7 = s_5 \Rightarrow x_7 = (s_7 - s_f)/s_{fg} = 0.9236, \quad h_7 = 1374.43 \text{ kJ/kg}$$

C.V. Pump P1

$$w_{P1} = h_2 - h_1 = v_1(P_2 - P_1) = 0.001658(5000 - 1003) = 6.627 \text{ kJ/kg}$$

$$\Rightarrow h_2 = h_1 + w_{P1} = 298.25 + 6.627 = 304.88 \text{ kJ/kg}$$

C.V. Feedwater heater: Call $\dot{m}_6 / \dot{m}_{\text{tot}} = x$ (the extraction fraction)

$$\text{Energy Eq.: } h_2 + x h_6 = 1 h_3 + x h_{6a}$$

$$x = \frac{h_3 - h_2}{h_6 - h_{6a}} = \frac{426.75 - 304.88}{1461.53 - 421.48} = \mathbf{0.1172}$$

$$\dot{m}_{\text{extr}} = x \dot{m}_{\text{tot}} = 0.1172 \times 5 = \mathbf{0.586 \text{ kg/s}}$$

Total turbine work

$$\begin{aligned} \dot{W}_T &= \dot{m}_{\text{tot}}(h_5 - h_6) + (1 - x)\dot{m}_{\text{tot}}(h_6 - h_7) \\ &= 5(1586.3 - 1461.53) + (5 - 0.586)(1461.53 - 1374.43) \\ &= \mathbf{1008 \text{ kW}} \end{aligned}$$

Nonideal Cycles

11.53

Steam enters the turbine of a power plant at 5 MPa and 400°C, and exhausts to the condenser at 10 kPa. The turbine produces a power output of 20 000 kW with an isentropic efficiency of 85%. What is the mass flow rate of steam around the cycle and the rate of heat rejection in the condenser? Find the thermal efficiency of the power plant and how does this compare with a Carnot cycle.

Solution: $\dot{W}_T = 20\,000\text{ kW}$ and $\eta_{Ts} = 85\%$

State 3: $h_3 = 3195.6\text{ kJ/kg}$, $s_3 = 6.6458\text{ kJ/kgK}$

State 1: $P_1 = P_4 = 10\text{ kPa}$, sat liq, $x_1 = 0$

$$T_1 = 45.8^\circ\text{C}, h_1 = h_f = 191.8\text{ kJ/kg}, v_1 = v_f = 0.00101\text{ m}^3/\text{kg}$$

C.V Turbine : 1st Law: $q_T + h_3 = h_4 + w_T$; $q_T = 0$

$$w_T = h_3 - h_4, \text{ Assume Turbine is isentropic}$$

$$s_{4s} = s_3 = 6.6458\text{ kJ/kgK}, s_{4s} = s_f + x_{4s} s_{fg}, \text{ solve for } x_{4s} = 0.7994$$

$$h_{4s} = h_f + x_{4s} h_{fg} = 1091.0\text{ kJ/kg}$$

$$w_{Ts} = h_3 - h_{4s} = 1091\text{ kJ/kg}, w_T = \eta_{Ts} w_{Ts} = 927.3\text{ kJ/kg}$$

$$\dot{m} = \frac{\dot{W}_T}{w_T} = \mathbf{21.568\text{ kg/s}}, \quad h_4 = h_3 - w_T = 2268.3\text{ kJ/kg}$$

C.V. Condenser: 1st Law : $h_4 = h_1 + q_c + w_c$; $w_c = 0$

$$q_c = h_4 - h_1 = 2076.5\text{ kJ/kg}, \quad \dot{Q}_c = \dot{m} q_c = \mathbf{44\,786\text{ kW}}$$

C.V. Pump: Assume adiabatic, reversible and incompressible flow

$$w_{ps} = \int v\,dP = v_1(P_2 - P_1) = 5.04\text{ kJ/kg}$$

$$\text{1st Law : } h_2 = h_1 + w_p = 196.8\text{ kJ/kg}$$

C.V Boiler : 1st Law : $q_B + h_2 = h_3 + w_B$; $w_B = 0$

$$q_B = h_3 - h_2 = 2998.8\text{ kJ/kg}$$

$$w_{net} = w_T - w_p = 922.3\text{ kJ/kg}$$

$$\eta_{th} = w_{net} / q_B = \mathbf{0.307}$$

Carnot cycle : $T_H = T_3 = 400^\circ\text{C}$, $T_L = T_1 = 45.8^\circ\text{C}$

$$\eta_{th} = \frac{T_H - T_L}{T_H} = \mathbf{0.526}$$

11.54

A steam power plant has a high pressure of 5 MPa and maintains 50°C in the condenser. The boiler exit temperature is 600°C. All the components are ideal except the turbine which has an actual exit state of saturated vapor at 50°C. Find the cycle efficiency with the actual turbine and the turbine isentropic efficiency.

Solution:

A standard Rankine cycle with an actual non-ideal turbine.

Boiler exit: $h_3 = 3666.5 \text{ kJ/kg}$, $s_3 = 7.2588 \text{ kJ/kg K}$

Ideal Turbine: 4s: 50°C, $s = s_3 \Rightarrow x = (7.2588 - 0.7037)/7.3725 = 0.88913$,

$$h_{4s} = 209.31 + 0.88913 \times 2382.75 = 2327.88 \text{ kJ/kg}$$

$$\Rightarrow w_{Ts} = h_3 - h_{4s} = 1338.62 \text{ kJ/kg}$$

Condenser exit: $h_1 = 209.31$, Actual turbine exit: $h_{4ac} = h_g = 2592.1$

Actual turbine: $w_{Tac} = h_3 - h_{4ac} = 1074.4 \text{ kJ/kg}$

$$\eta_T = w_{Tac} / w_{Ts} = \mathbf{0.803: \text{ Isentropic Efficiency}}$$

Pump: $w_P = v_1(P_2 - P_1) = 0.001012(5000 - 12.35) = 5.05 \text{ kJ/kg}$

$$h_2 = h_1 + w_P = 209.31 + 5.05 = 214.36 \text{ kJ/kg}$$

$$q_H = h_3 - h_2 = 3666.5 - 214.36 = 3452.14 \text{ kJ/kg}$$

$$\eta_{\text{cycle}} = (w_{Tac} - w_P) / q_H = \mathbf{0.31: \text{ Cycle Efficiency}}$$

11.55

A steam power cycle has a high pressure of 3.0 MPa and a condenser exit temperature of 45°C. The turbine efficiency is 85%, and other cycle components are ideal. If the boiler superheats to 800°C, find the cycle thermal efficiency.

Solution:

Basic Rankine cycle as shown in Figure 11.3 in the main text.

C.V. Turbine: $w_T = h_3 - h_4$, $s_4 = s_3 + s_{T,GEN}$

Ideal Table B.1.3: $s_4 = s_3 = 7.9862 \text{ kJ/kg K}$

$$\Rightarrow x_{4s} = (7.9862 - 0.6386)/7.5261 = 0.9763$$

$$h_{4s} = h_f + x h_{fg} = 188.42 + 0.9763 \times 2394.77 = 2526.4 \text{ kJ/kg}$$

$$w_{Ts} = h_3 - h_{4s} = 4146 - 2526.4 = 1619.6 \text{ kJ/kg}$$

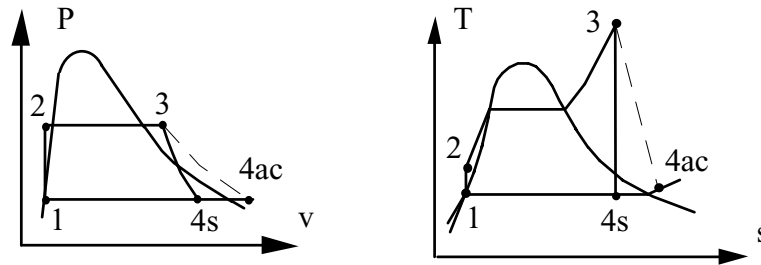
Actual: $w_{T,AC} = \eta \times w_{T,S} = 0.85 \times 1619.6 = 1376.66 \text{ kJ/kg}$

C.V. Pump: $w_P = \int v dP \approx v_1(P_2 - P_1) = 0.00101 (3000 - 9.6) = 3.02 \text{ kJ/kg}$

$$h_2 = h_1 + w_P = 188.42 + 3.02 = 191.44 \text{ kJ/kg}$$

C.V. Boiler: $q_H = h_3 - h_2 = 4146 - 191.44 = 3954.6 \text{ kJ/kg}$

$$\eta = (w_{T,AC} - w_P)/q_H = (1376.66 - 3.02)/3954.6 = \mathbf{0.347}$$



11.56

A steam power plant operates with with a high pressure of 5 MPa and has a boiler exit temperature of of 600°C receiving heat from a 700°C source. The ambient at 20°C provides cooling for the condenser so it can maintain 45°C inside. All the components are ideal except for the turbine which has an exit state with a quality of 97%. Find the work and heat transfer in all components per kg water and the turbine isentropic efficiency. Find the rate of entropy generation per kg water in the boiler/heat source setup.

Solution:

Take CV around each component steady state in standard Rankine Cycle.

$$1: v = 0.00101; h = 188.42, s = 0.6386 \text{ (saturated liquid at } 45^\circ\text{C)}.$$

$$3: h = 3666.5 \text{ kJ/kg, } s = 7.2588 \text{ kJ/kg K superheated vapor}$$

$$4_{ac}: h = 188.42 + 0.97 \times 2394.8 = 2511.4 \text{ kJ/kg}$$

CV Turbine: no heat transfer $q = 0$

$$w_{ac} = h_3 - h_{4ac} = 3666.5 - 2511.4 = \mathbf{1155.1 \text{ kJ/kg}}$$

$$\text{Ideal turbine: } s_4 = s_3 = 7.2588 \Rightarrow x_{4s} = 0.88, h_{4s} = 2295 \text{ kJ/kg}$$

$$w_s = h_3 - h_{4s} = 3666.5 - 2295 = 1371.5 \text{ kJ/kg,}$$

$$\text{Eff} = w_{ac} / w_s = 1155.1 / 1371.5 = \mathbf{0.842}$$

CV Condenser: no shaft work $w = 0$

$$q_{out} = h_{4ac} - h_1 = 2511.4 - 188.42 = \mathbf{2323 \text{ kJ/kg}}$$

CV Pump: no heat transfer, $q = 0$ incompressible flow so $v = \text{constant}$

$$w = v(P_2 - P_1) = 0.00101(5000 - 9.59) = \mathbf{5.04 \text{ kJ/kg}}$$

CV Boiler: no shaft work, $w = 0$

$$q_H = h_3 - h_2 = h_3 - h_1 - w_p = 3666.5 - 188.42 - 5.04 = \mathbf{3473 \text{ kJ/kg}}$$

$$s_2 + (q_H / T_H) + s_{Gen} = s_3 \text{ and } s_2 = s_1 \text{ (from pump analysis)}$$

$$s_{gen} = 7.2588 - 0.6386 - 3473 / (700 + 273) = \mathbf{3.05 \text{ kJ/kg K}}$$

11.57

For the steam power plant described in Problem 11.21, assume the isentropic efficiencies of the turbine and pump are 85% and 80%, respectively. Find the component specific work and heat transfers and the cycle efficiency.

Solution:

This is a standard Rankine cycle with actual non-ideal turbine and pump.

CV Pump, Rev & Adiabatic:

$$w_{Ps} = h_{2s} - h_1 = v_1(P_2 - P_1) = 0.00101(3000 - 10) = 3.02 \text{ kJ/kg}; \quad s_{2s} = s_1$$

$$w_{Pac} = w_{Ps} / \eta_p = 3.02/0.8 = \mathbf{3.775 \text{ kJ/kg}} = h_{2a} - h_1$$

$$h_{2a} = w_{Pac} + h_1 = 3.775 + 191.81 = 195.58 \text{ kJ/kg}$$

CV Boiler: $q_H = h_3 - h_{2a} = 2804.14 - 195.58 = \mathbf{2608.56 \text{ kJ/kg}}$

C.V. Turbine: $w_T = h_3 - h_4$; $s_4 = s_3$

$$s_4 = s_3 = 6.1869 = 0.6492 + x_4(7.501) \Rightarrow x_4 = 0.7383$$

$$\Rightarrow h_4 = 191.81 + 0.7383(2392.82) = 1958.34 \text{ kJ/kg}$$

$$w_{Ts} = 2804.14 - 1958.34 = 845.8 \text{ kJ/kg}$$

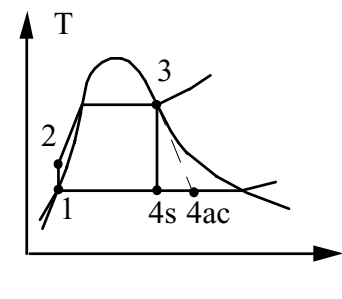
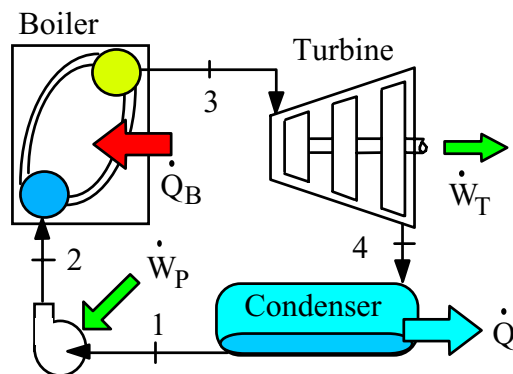
$$w_{Tac} = w_{Ts} \times \eta_T = \mathbf{718.9} = h_3 - h_{4a}$$

$$h_{4a} = h_3 - w_{Tac} = 2804.14 - 718.9 = 2085.24 \text{ kJ/kg}$$

CV Condenser: $q_L = h_{4a} - h_1 = 2085.24 - 191.81 = \mathbf{1893.4 \text{ kJ/kg}}$

$$\eta_{\text{cycle}} = (w_{Tac} - w_{Pac}) / q_H = (718.9 - 3.78) / 2608.56 = \mathbf{0.274}$$

This compares to 0.32 for the ideal case.



state 2s and 2ac nearly the same

11.58

A small steam power plant has a boiler exit of 3 MPa, 400°C while it maintains 50 kPa in the condenser. All the components are ideal except the turbine which has an isentropic efficiency of 80% and it should deliver a shaft power of 9.0 MW to an electric generator. Find the specific turbine work, the needed flow rate of steam and the cycle efficiency.

Solution:

This is a standard Rankine cycle with an actual non-ideal turbine.

CV Turbine (Ideal):

$$s_{4s} = s_3 = 6.9211 \text{ kJ/kg K}, \quad x_{4s} = (6.9211 - 1.091)/6.5029 = 0.8965$$

$$h_{4s} = 2407.35 \text{ kJ/kg}, \quad h_3 = 3230.8 \text{ kJ/kg}$$

$$\Rightarrow w_{Ts} = h_3 - h_{4s} = 823.45 \text{ kJ/kg}$$

CV Turbine (Actual):

$$w_{Tac} = \eta_T \times w_{Ts} = \mathbf{658.76} = h_3 - h_{4ac}, \quad \Rightarrow h_{4ac} = 2572 \text{ kJ/kg}$$

$$\dot{m} = \dot{W} / w_{Tac} = 9000/658.76 = \mathbf{13.66 \text{ kg/s}}$$

C.V. Pump:

$$w_p = h_2 - h_1 = v_1(P_2 - P_1) = 0.00103 (3000 - 50) = 3.04 \text{ kJ/kg}$$

$$\Rightarrow h_2 = h_1 + w_p = 340.47 + 3.04 = 343.51 \text{ kJ/kg}$$

C.V. Boiler: $q_H = h_3 - h_2 = 3230.8 - 343.51 = 2887.3 \text{ kJ/kg}$

$$\eta_{\text{cycle}} = (w_{Tac} - w_p) / q_H = (658.76 - 3.04) / 2887.3 = \mathbf{0.227}$$

11.59

Repeat Problem 11.47 assuming the turbine has an isentropic efficiency of 85%.
The physical components and the T-s diagram is as shown in Fig. 11.10 in the main text for one open feedwater heater. The same state numbering is used. From the Steam Tables:

$$\text{State 5: (P, T) } h_5 = 4069.8 \text{ kJ/kg, } s_5 = 7.0544 \text{ kJ/kg K,}$$

$$\text{State 1: (P, x = 0) } h_1 = 191.81 \text{ kJ/kg, } v_1 = 0.00101 \text{ m}^3/\text{kg}$$

$$\text{State 3: (P, x = 0) } h_3 = 762.8 \text{ kJ/kg, } v_3 = 0.001127 \text{ m}^3/\text{kg}$$

$$\text{Pump P1: } w_{P1} = v_1(P_2 - P_1) = 0.00101 \times 990 = 1 \text{ kJ/kg}$$

$$h_2 = h_1 + w_{P1} = 192.81 \text{ kJ/kg}$$

$$\text{Turbine 5-6: } s_6 = s_5 \Rightarrow h_6 = 3013.7 \text{ kJ/kg}$$

$$w_{T56,s} = h_5 - h_6 = 4069.8 - 3013.7 = 1056.1 \text{ kJ/kg}$$

$$\Rightarrow w_{T56,AC} = 1056.1 \times 0.85 = 897.69 \text{ kJ/kg}$$

$$\begin{aligned} w_{T56,AC} = h_5 - h_{6AC} &\Rightarrow h_{6AC} = h_5 - w_{T56,AC} \\ &= 4069.8 - 897.69 = 3172.11 \text{ kJ/kg} \end{aligned}$$

$$\text{Feedwater Heater (}\dot{m}_{TOT} = \dot{m}_5\text{): } x\dot{m}_5 h_{6AC} + (1-x)\dot{m}_5 h_2 = \dot{m}_5 h_3$$

$$\Rightarrow x = \frac{h_3 - h_2}{h_6 - h_2} = \frac{762.8 - 192.81}{3172.11 - 192.81} = \mathbf{0.1913}$$

To get the turbine work apply the efficiency to the whole turbine. (i.e. the first section should be slightly different).

$$s_{7s} = s_{6s} = s_5 \Rightarrow x_{7s} = (7.0544 - 0.6493)/7.5009 = 0.85391,$$

$$h_{7s} = 191.81 + 0.85391 \times 2392.82 = 2235.1 \text{ kJ/kg}$$

$$w_{T57,s} = h_5 - h_{7s} = 4069.8 - 2235.1 = 1834.7 \text{ kJ/kg}$$

$$w_{T57,AC} = w_{T57,s} \eta_T = 1559.5 = h_5 - h_{7AC} \Rightarrow h_{7AC} = 2510.3 \text{ kJ/kg}$$

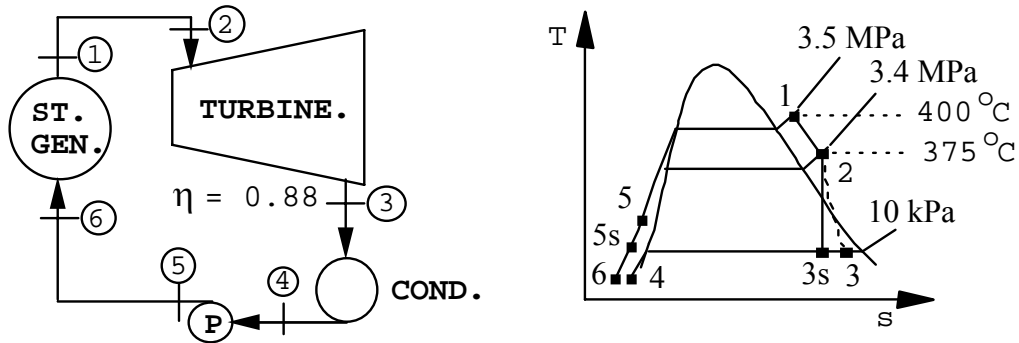
Find specific turbine work to get total flow rate

$$\dot{m}_{TOT} = \frac{\dot{W}_T}{xw_{T56} + (1-x)w_{T57}} = \frac{5000}{0.1913 \times 897.69 + 0.8087 \times 1559.5} = \mathbf{3.489 \text{ kg/s}}$$

$$\dot{Q}_L = \dot{m}_{TOT}(1-x)(h_7 - h_1) = 3.489 \times 0.8087(2510.3 - 191.81) = \mathbf{6542 \text{ kW}}$$

11.60

Steam leaves a power plant steam generator at 3.5 MPa, 400°C, and enters the turbine at 3.4 MPa, 375°C. The isentropic turbine efficiency is 88%, and the turbine exhaust pressure is 10 kPa. Condensate leaves the condenser and enters the pump at 35°C, 10 kPa. The isentropic pump efficiency is 80%, and the discharge pressure is 3.6 MPa. The feedwater enters the steam generator at 3.6 MPa, 30°C. Calculate the thermal efficiency of the cycle and the entropy generation for the process in the line between the steam generator exit and the turbine inlet, assuming an ambient temperature of 25°C.



$$1: h_1 = 3222.3 \text{ kJ/kg}, \quad s_1 = 6.8405 \text{ kJ/kg K},$$

$$2: h_2 = 3165.7 \text{ kJ/kg}, \quad s_2 = 6.7675 \text{ kJ/kg K}$$

$$3s: s_{3s} = s_2 \Rightarrow x_{3s} = 0.8157, \quad h_{3s} = 2143.6 \text{ kJ/kg}$$

$$w_{T,S} = h_2 - h_{3s} = 3165.7 - 2143.6 = 1022.1 \text{ kJ/kg}$$

$$w_{T,AC} = \eta w_{T,S} = 899.4 \text{ kJ/kg}, \quad 3ac: h_3 = h_2 - w_{T,AC} = 2266.3 \text{ kJ/kg}$$

$$-w_{P,S} = v_f(P_5 - P_4) = 0.001006(3700 - 10) = 3.7 \text{ kJ/kg}$$

$$-w_{P,AC} = -w_{P,S}/\eta_P = 4.6 \text{ kJ/kg}$$

$$q_H = h_1 - h_6 = 3222.3 - 129.0 = 3093.3 \text{ kJ/kg}$$

$$\eta = w_{NET}/q_H = (899.4 - 4.6)/3093.3 = \mathbf{0.289}$$

$$\text{C.V. Line from 1 to 2: } w = 0,$$

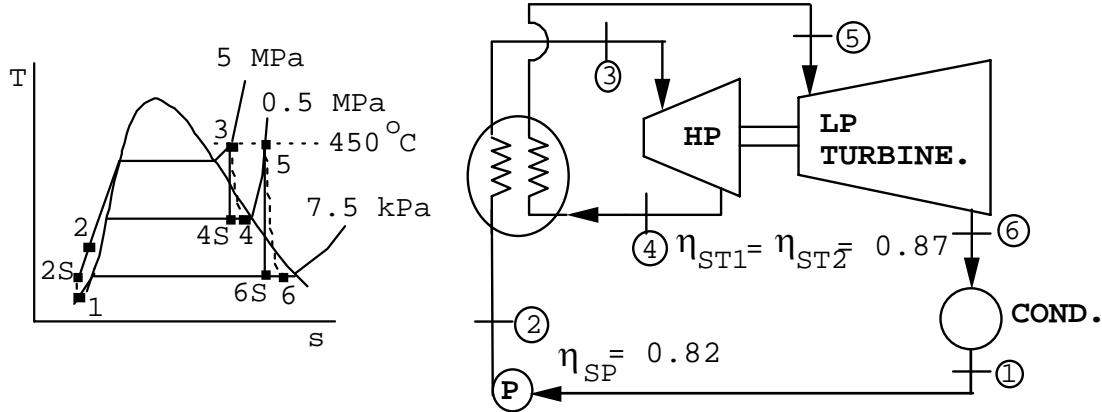
$$\text{Energy Eq.: } q = h_2 - h_1 = 3165.7 - 3222.3 = -56.6 \text{ kJ/kg}$$

$$\text{Entropy Eq.: } s_1 + s_{gen} + q/T_0 = s_2 \Rightarrow$$

$$s_{gen} = s_2 - s_1 - q/T_0 = 6.7675 - 6.8405 - (-56.6/298.15) = \mathbf{0.117 \text{ kJ/kg K}}$$

11.61

In a particular reheat-cycle power plant, steam enters the high-pressure turbine at 5 MPa, 450°C and expands to 0.5 MPa, after which it is reheated to 450°C. The steam is then expanded through the low-pressure turbine to 7.5 kPa. Liquid water leaves the condenser at 30°C, is pumped to 5 MPa, and then returned to the steam generator. Each turbine is adiabatic with an isentropic efficiency of 87% and the pump efficiency is 82%. If the total power output of the turbines is 10 MW, determine the mass flow rate of steam, the pump power input and the thermal efficiency of the power plant.



$$a) \quad s_{4S} = s_3 = 6.8185 = 1.8606 + x_{4S} \times 4.9606 \quad \Rightarrow \quad x_{4S} = 0.999$$

$$h_{4S} = 640.21 + 0.999 \times 2108.5 = 2746.6 \text{ kJ/kg}$$

$$w_{T1,S} = h_3 - h_{4S} = 3316.1 - 2746.6 = 569.5 \text{ kJ/kg}$$

$$w_{T1} = \eta_{T1,S} \times w_{T1,S} = 0.87 \times 569.5 = 495.5 \text{ kJ/kg}$$

$$h_{4ac} = 3316.1 - 495.5 = 2820.6 \text{ kJ/kg}$$

$$s_{6S} = s_5 = 7.9406 = 0.5764 + x_{6S} \times 7.675 \quad \Rightarrow \quad x_{6S} = 0.9595$$

$$h_{6S} = 168.79 + 0.9595 \times 2406 = 2477.3 \text{ kJ/kg}$$

$$w_{T2,S} = h_5 - h_{6S} = 3377.9 - 2477.3 = 900.6 \text{ kJ/kg}$$

$$w_{T2} = 0.87 \times 900.6 = 783.5 \text{ kJ/kg}$$

$$\dot{m} = \dot{W}_T / (w_{T1} + w_{T2}) = 10000 / (783.5 + 495.5) = \mathbf{7.82 \text{ kg/s}}$$

$$b) \quad -w_{P,S} = (0.001004)(5000 - 7.5) = 5.01 \text{ kJ/kg}$$

$$-w_P = -w_{SP} / \eta_{SP} = 5.01 / 0.82 = 6.11 \text{ kJ/kg}$$

$$\dot{W}_P = w_P \dot{m} = -7.82 \times 6.11 = \mathbf{-47.8 \text{ kW}}$$

$$c) \quad q_H = (h_3 - h_2) + (h_5 - h_4) = 3316.1 - 130.2 + 3377.9 - 2820.6 = 3743.2 \text{ kJ/kg}$$

$$w_N = 1279.0 - 6.11 = 1272.9 \text{ kJ/kg}$$

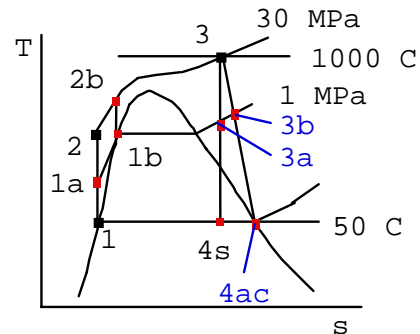
$$\eta_{TH} = w_N / q_H = 1272.9 / 3743.2 = \mathbf{0.34}$$

11.62

A supercritical steam power plant has a high pressure of 30 MPa and an exit condenser temperature of 50°C. The maximum temperature in the boiler is 1000°C and the turbine exhaust is saturated vapor. There is one open feedwater heater receiving extraction from the turbine at 1 MPa, and its exit is saturated liquid flowing to pump 2. The isentropic efficiency for the first section and the overall turbine are both 88.5%. Find the ratio of the extraction mass flow to total flow into turbine. What is the boiler inlet temperature with and without the feedwater heater?

Basically a Rankine Cycle

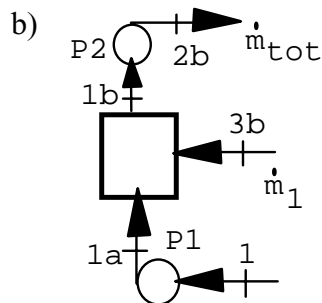
- 1: 50°C, 12.35 kPa,
 $h = 209.31 \text{ kJ/kg}$, $s = 0.7037 \text{ kJ/kg K}$
 2: 30 MPa
 3: 30 MPa, 1000 °C,
 $h = 4554.7 \text{ kJ/kg}$, $s = 7.2867 \text{ kJ/kg K}$
 4AC: 50°C, $x = 1$, $h = 2592.1 \text{ kJ/kg}$



a) C.V. Turbine Ideal: $s_{4S} = s_3 \Rightarrow x_{4S} = 0.8929$,

$$h_{4S} = 2336.8 \text{ kJ/kg} \Rightarrow w_{T,S} = h_3 - h_{4S} = 2217.86 \text{ kJ/kg}$$

$$\text{Actual: } w_{T,AC} = h_3 - h_{4AC} = 1962.6 \text{ kJ/kg}, \eta = w_{T,AC}/w_{T,S} = \mathbf{0.885}$$



- 1b: Sat liq. 179.91°C, $h = 762.81 \text{ kJ/kg}$
 3a: 1 MPa, $s = s_3 \rightarrow h_{3a} = 3149.09 \text{ kJ/kg}$,
 $T_{3a} = 345.96 \rightarrow w_{T1s} = 1405.6 \text{ kJ/kg}$
 3b: 1 MPa, $w_{T1ac} = \eta w_{T1s} = 1243.96 \text{ kJ/kg}$
 $w_{T1ac} = h_3 - h_{3b} \Rightarrow h_{3b} = 3310.74 \text{ kJ/kg}$
 1a: $w_{P1} = v_1(P_{1a} - P_1) \approx 1 \text{ kJ/kg}$
 $h_{1a} = h_1 + w_{P1} = 210.31 \text{ kJ/kg}$

C.V. Feedwater Heater: $\dot{m}_{TOT}h_{1b} = \dot{m}_1h_{3b} + (\dot{m}_{TOT} - \dot{m}_1)h_{1a}$

$$\Rightarrow \dot{m}_1/\dot{m}_{TOT} = x = (h_{1b} - h_{1a})/(h_{3b} - h_{1a}) = \mathbf{0.178}$$

c) C.V. Turbine: $(\dot{m}_{TOT})_3 = (\dot{m}_1)_{3b} + (\dot{m}_{TOT} - \dot{m}_1)_{4AC}$

$$W_T = \dot{m}_{TOT}h_3 - \dot{m}_1h_{3b} - (\dot{m}_{TOT} - \dot{m}_1)h_{4AC} = 25 \text{ MW} = \dot{m}_{TOT}W_T$$

$$w_T = h_3 - xh_{3b} - (1-x)h_{4AC} = 1834.7 \text{ kJ/kg} \Rightarrow \dot{m}_{TOT} = \mathbf{13.63 \text{ kg/s}}$$

d) C.V. No FWH, Pump Ideal: $w_P = h_{2S} - h_1$, $s_{2S} = s_1$

$$\text{Steam table} \Rightarrow h_{2S} = 240.1 \text{ kJ/kg}, T_{2S} = \mathbf{51.2^\circ\text{C}}$$

$$1 \text{ FWH, CV: P2. } s_{2b} = s_{1b} = 2.1386 \text{ kJ/kg K} \Rightarrow T_{2b} = \mathbf{183.9^\circ\text{C}}$$

Cogeneration

11.63

A cogenerating steam power plant, as in Fig. 11.13, operates with a boiler output of 25 kg/s steam at 7 MPa, 500°C. The condenser operates at 7.5 kPa and the process heat is extracted as 5 kg/s from the turbine at 500 kPa, state 6 and after use is returned as saturated liquid at 100 kPa, state 8. Assume all components are ideal and find the temperature after pump 1, the total turbine output and the total process heat transfer.

Solution:

Pump 1: Inlet state is saturated liquid: $h_1 = 168.79 \text{ kJ/kg}$, $v_1 = 0.001008 \text{ m}^3/\text{kg}$

$$w_{P1} = \int v \, dP = v_1 (P_2 - P_1) = 0.001008(100 - 7.5) = 0.093 \text{ kJ/kg}$$

$$w_{P1} = h_2 - h_1 \Rightarrow h_2 = h_1 + w_{P1} = 168.88 \text{ kJ/kg}, \quad T_2 = 40.3^\circ\text{C}$$

Turbine: $h_5 = 3410.3 \text{ kJ/kg}$, $s_5 = 6.7974 \text{ kJ/kg K}$

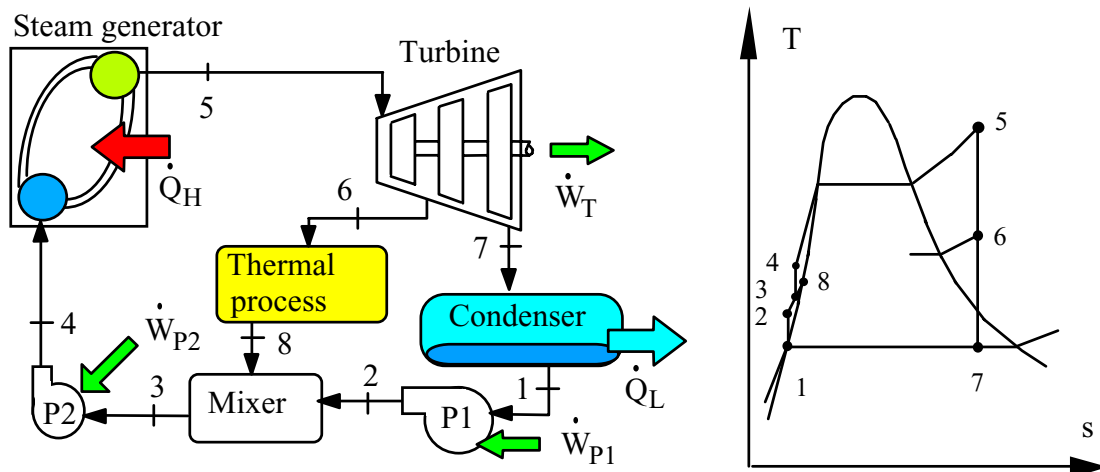
$$P_6, s_6 = s_5 \Rightarrow x_6 = 0.9952, \quad h_6 = 2738.6 \text{ kJ/kg}$$

$$P_7, s_7 = s_5 \Rightarrow x_7 = 0.8106, \quad h_7 = 2119.0 \text{ kJ/kg}$$

From the continuity equation we have the full flow from 5 to 6 and the remainder after the extraction flow is taken out flows from 6 to 7.

$$\begin{aligned} \dot{W}_T &= \dot{m}_5 (h_5 - h_6) + 0.80\dot{m}_5 (h_6 - h_7) = 25 (3410.3 - 2738.6) \\ &\quad + 20 (2738.6 - 2119) = 16\,792.5 + 12\,392 = \mathbf{29.185 \text{ MW}} \end{aligned}$$

$$\dot{Q}_{\text{proc}} = \dot{m}_6 (h_6 - h_8) = 5(2738.6 - 417.46) = \mathbf{11.606 \text{ MW}}$$



11.64

A 10 kg/s steady supply of saturated-vapor steam at 500 kPa is required for drying a wood pulp slurry in a paper mill. It is decided to supply this steam by cogeneration, that is, the steam supply will be the exhaust from a steam turbine. Water at 20°C, 100 kPa, is pumped to a pressure of 5 MPa and then fed to a steam generator with an exit at 400°C. What is the additional heat transfer rate to the steam generator beyond what would have been required to produce only the desired steam supply? What is the difference in net power?

Solution:

Desired exit State 4: $P_4 = 500$ kPa, sat. vap. $\Rightarrow x_4 = 1.0$, $T_4 = 151.9^\circ\text{C}$

$$h_4 = h_g = 2748.7 \text{ kJ/kg}, \quad s_4 = s_g = 6.8212 \text{ kJ/kg-K}$$

Inlet State: 20°C, 100 kPa $h_1 = h_f = 83.94$ kJ/kg, $v_1 = v_f = 0.001002$ m³/kg

Without Cogeneration; The water is pumped up to 500 kPa and then heated in the steam generator to the desired exit T.

$$\text{C.V. Pump: } w_{Pw/o} = v_1(P_4 - P_1) = 0.4 \text{ kJ/kg}$$

$$h_2 = h_1 + w_{Pw/o} = 84.3 \text{ kJ/kg}$$

$$\text{C.V. Steam Generator: } q_{w/o} = h_4 - h_2 = 2664.4 \text{ kJ/kg}$$

With Cogeneration; The water is pumped to 5 MPa, heated in the steam generator to 400°C and then flows through the turbine with desired exit state.

$$\text{C.V. Pump: } w_{Pw} = \int v dP = v_1(P_2 - P_1) = 4.91 \text{ kJ/kg}$$

$$h_2 = h_1 + w_{Pw} = 88.85 \text{ kJ/kg}$$

$$\text{C.V. Steam Generator: Exit } 400^\circ\text{C}, 5 \text{ MPa} \Rightarrow h_3 = 3195.64 \text{ kJ/kg}$$

$$q_w = h_3 - h_2 = 3195.64 - 88.85 = 3106.8 \text{ kJ/kg}$$

C.V.: Turbine, Inlet and exit states given

$$w_t = h_3 - h_4 = 3195.64 - 2748.7 = 446.94 \text{ kJ/kg}$$

Comparison

$$\text{Additional Heat Transfer: } q_w - q_{w/o} = 3106.8 - 2664.4 = 442.4 \text{ kJ/kg}$$

$$\dot{Q}_{\text{extra}} = \dot{m}(q_w - q_{w/o}) = \mathbf{4424 \text{ kW}}$$

$$\text{Difference in Net Power: } w_{\text{diff}} = (w_t - w_{Pw}) + w_{Pw/o}$$

$$w_{\text{diff}} = 446.94 - 4.91 + 0.4 = 442.4 \text{ kJ/kg}$$

$$\dot{W}_{\text{diff}} = \dot{m}w_{\text{diff}} = \mathbf{4424 \text{ kW}}$$

By adding the extra heat transfer at the higher pressure and a turbine all the extra heat transfer can come out as work (it appears as a 100% efficiency)

11.65

In a cogenerating steam power plant the turbine receives steam from a high-pressure steam drum and a low-pressure steam drum as shown in Fig. P11.65. The condenser is made as two closed heat exchangers used to heat water running in a separate loop for district heating. The high-temperature heater adds 30 MW and the low-temperature heaters adds 31 MW to the district heating water flow. Find the power cogenerated by the turbine and the temperature in the return line to the deaerator.

Solution:

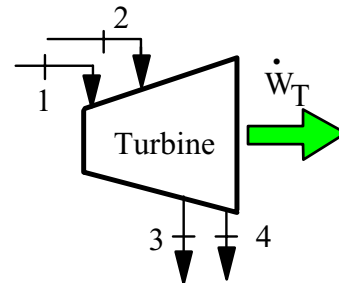
Inlet states from Table B.1.3

$$h_1 = 3445.9 \text{ kJ/kg}, \quad s_1 = 6.9108 \text{ kJ/kg K}$$

$$h_2 = 2855.4 \text{ kJ/kg}, \quad s_2 = 7.0592 \text{ kJ/kg K}$$

$$\dot{m}_{\text{TOT}} = \dot{m}_1 + \dot{m}_2 = 27 \text{ kg/s}$$

Assume a reversible turbine and the two flows can mix without s generation.



Energy Eq.6.10: $\dot{m}_1 h_1 + \dot{m}_2 h_2 = \dot{m}_3 h_3 + \dot{m}_4 h_4 + \dot{W}_T$

Entropy Eq.9.7: $\dot{m}_1 s_1 + \dot{m}_2 s_2 = \dot{m}_{\text{TOT}} s_{\text{mix}} \Rightarrow s_{\text{MIX}} = 6.9383 \text{ kJ/kg K}$

State 3: $s_3 = s_{\text{MIX}} \Rightarrow h_3 = 2632.4 \text{ kJ/kg}, \quad x_3 = 0.966$

State 4: $s_4 = s_{\text{MIX}} \Rightarrow h_4 = 2413.5 \text{ kJ/kg}, \quad x_4 = 0.899$

$$\begin{aligned} \dot{W}_T &= 22 \times 3445.9 + 5 \times 2855.4 - 13 \times 2632.4 - 14 \times 2413.5 \\ &= 22\,077 \text{ kW} = \mathbf{22 \text{ MW}} \end{aligned}$$

District heating line $\dot{Q}_{\text{TOT}} = \dot{m}(h_{95} - h_{60}) = 60\,935 \text{ kW}$

OK, this matches close enough

C.V. Both heaters: $\dot{m}_3 h_3 + \dot{m}_4 h_4 - \dot{Q}_{\text{TOT}} = \dot{m}_{\text{TOT}} h_{\text{EX}}$

$$13 \times 2632.4 - 14 \times 2413.5 - 60\,935 = 7075.2 = 27 \times h_{\text{EX}}$$

$$h_{\text{EX}} = 262 \approx h_f \Rightarrow T_{\text{EX}} = \mathbf{62.5^\circ\text{C}}$$

11.66

A boiler delivers steam at 10 MPa, 550°C to a two-stage turbine as shown in Fig. 11.17. After the first stage, 25% of the steam is extracted at 1.4 MPa for a process application and returned at 1 MPa, 90°C to the feedwater line. The remainder of the steam continues through the low-pressure turbine stage, which exhausts to the condenser at 10 kPa. One pump brings the feedwater to 1 MPa and a second pump brings it to 10 MPa. Assume the first and second stages in the steam turbine have isentropic efficiencies of 85% and 80% and that both pumps are ideal. If the process application requires 5 MW of power, how much power can then be cogenerated by the turbine?

Solution:

$$5: h_5 = 3500.9, s_5 = 6.7567 \text{ kJ/kg K}$$

First ideal turbine T1

$$6s: s_{6S} = s_5 \Rightarrow h_{6S} = 2932.1 \text{ kJ/kg}$$

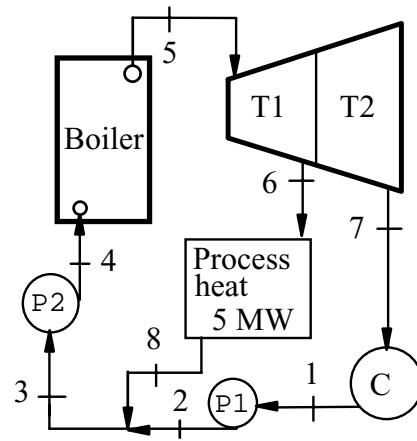
$$w_{T1,S} = h_5 - h_{6S} = 568.8 \text{ kJ/kg}$$

Now the actual turbine T1

$$\Rightarrow w_{T1,AC} = 483.5 \text{ kJ/kg}$$

$$h_{6AC} = h_5 - w_{T1,AC} = 3017.4$$

$$6ac: P_6, h_{6AC} \Rightarrow s_{6AC} = 6.9129 \text{ kJ/kg K}$$



First ideal turbine T2 (it follows the actual T1)

$$\text{State } 7s: s_{7S} = s_{6AC} \Rightarrow h_{7S} = 2189.9 \text{ kJ/kg}$$

$$w_{T2,S} = h_{6AC} - h_{7S} = 827.5 \text{ kJ/kg}$$

$$w_{T2,AC} = \eta w_{T2,S} = 622 = h_{6AC} - h_{7AC} \Rightarrow h_{7AC} = 2355.4 \text{ kJ/kg}$$

Now do the process heat requirement

$$8: h_8 = 377.6 \text{ kJ/kg}, \quad q_{\text{PROC}} = h_{6AC} - h_8 = 2639.8 \text{ kJ/kg}$$

$$\dot{m}_6 = \dot{Q}/q_{\text{PROC}} = 5000/2639.8 = 1.894 \text{ kg/s} = 0.25 \dot{m}_{\text{TOT}}$$

$$\Rightarrow \dot{m}_{\text{TOT}} = \dot{m}_5 = 7.576 \text{ kg/s}, \quad \dot{m}_7 = \dot{m}_5 - \dot{m}_6 = 5.682 \text{ kg/s}$$

$$\dot{W}_T = \dot{m}_5 h_5 - \dot{m}_6 h_{6AC} - \dot{m}_7 h_{7AC} = \mathbf{7424 \text{ kW}}$$

11.67

A smaller power plant produces 25 kg/s steam at 3 MPa, 600 C, in the boiler. It cools the condenser to an exit of 45C and the cycle is shown in Fig. P11.67. There is an extraction done at 500 kPa to an open feedwater heater, and in addition a steam supply of 5 kg/s is taken out and not returned. The missing 5 kg/s water is added to the feedwater heater from a 20C, 500 kPa source. Find the needed extraction flow rate to cover both the feedwater heater and the steam supply. Find the total turbine power output.

Solution:

The states properties from Tables B.1.1 and B.1.3

$$1: 45^\circ\text{C}, x = 0: h_1 = 188.42 \text{ kJ/kg}, v_1 = 0.00101 \text{ m}^3/\text{kg}, P_{\text{sat}} = 9.59 \text{ kPa}$$

$$5: 3.0 \text{ MPa}, 600^\circ\text{C}: h_5 = 3682.34 \text{ kJ/kg}, s_5 = 7.5084 \text{ kJ/kg K}$$

$$3: 500 \text{ kPa}, x = 0: h_3 = 640.21 \text{ kJ/kg} \quad 8: h_8 = 84.41 \text{ kJ/kg}$$

$$6: 500 \text{ kPa}, s_6 = s_5 \text{ from HP turbine}, h_6 = 3093.26 \text{ kJ/kg}$$

C.V. Pump 1. Reversible and adiabatic. Incompressible so $v = \text{constant}$

$$\begin{aligned} \text{Energy: } w_{p1} &= h_2 - h_1 = \int v \, dP = v_1(P_2 - P_1) \\ &= 0.00101 (500 - 9.6) = 0.495 \text{ kJ/kg} \\ h_2 &= h_1 + w_{p1} = 188.42 + 0.495 = 188.915 \text{ kJ/kg} \end{aligned}$$

C.V. Turbine sections

$$\text{Entropy Eq.: } s_7 = s_5 = 7.5084 \text{ kJ/kg K} \Rightarrow \text{two-phase state}$$

$$s_7 = 7.5084 = 0.6386 + x_7 \times 7.5261 \Rightarrow x_7 = 0.9128$$

$$h_7 = 188.42 + 0.9128 \times 2394.77 = 2374.4 \text{ kJ/kg}$$

C.V. Feedwater heater, including the make-up water flow, $x = \dot{m}_6/\dot{m}_5$.

$$\text{Energy eq.: } \dot{m}_8 h_8 + (\dot{m}_5 - \dot{m}_6) h_2 + (\dot{m}_6 - \dot{m}_8) h_6 = \dot{m}_5 h_3$$

Divide by \dot{m}_5 and solve for x

$$\begin{aligned} x &= \frac{h_3 - h_2 + (h_6 - h_8) \dot{m}_8/\dot{m}_5}{h_6 - h_2} = \frac{640.21 - 188.915 + (3093.26 - 84.41)5/25}{3093.26 - 188.915} \\ &= 0.3626 \end{aligned}$$

$$\dot{m}_6 = x \dot{m}_5 = 0.3626 \times 25 = \mathbf{9.065 \text{ kg/s}}$$

C.V. Turbine energy equation

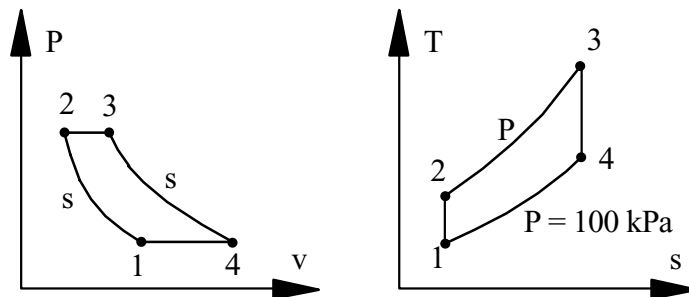
$$\begin{aligned} \dot{W}_T &= \dot{m}_5 h_5 - \dot{m}_6 h_6 - \dot{m}_7 h_7 \\ &= 25 \times 3682.34 - 9.065 \times 3093.26 - 16.935 \times 2374.4 \\ &= \mathbf{26 \text{ 182 kW}} \end{aligned}$$

Brayton Cycles, Gas Turbines

11.68

Consider an ideal air-standard Brayton cycle in which the air into the compressor is at 100 kPa, 20°C, and the pressure ratio across the compressor is 12:1. The maximum temperature in the cycle is 1100°C, and the air flow rate is 10 kg/s. Assume constant specific heat for the air, value from Table A.5. Determine the compressor work, the turbine work, and the thermal efficiency of the cycle.

Solution:



Compression ratio

$$\frac{P_2}{P_1} = 12$$

Max temperature

$$T_3 = 1100^\circ\text{C}$$

$$\dot{m} = 10 \text{ kg/s}$$

The compression is reversible and adiabatic so constant s. From Eq.8.32

$$T_2 = T_1 \left(\frac{P_2}{P_1} \right)^{\frac{k-1}{k}} = 293.2(12)^{0.286} = 596.8 \text{ K}$$

Energy equation with compressor work in

$$w_C = -{}_1w_2 = C_{P0}(T_2 - T_1) = 1.004(596.8 - 293.2) = 304.8 \text{ kJ/kg}$$

The expansion is reversible and adiabatic so constant s. From Eq.8.32

$$T_4 = T_3 \left(\frac{P_4}{P_3} \right)^{\frac{k-1}{k}} = 1373.2 \left(\frac{1}{12} \right)^{0.286} = 674.7 \text{ K}$$

Energy equation with turbine work out

$$w_T = C_{P0}(T_3 - T_4) = 1.004(1373.2 - 674.7) = 701.3 \text{ kJ/kg}$$

Scale the work with the mass flow rate

$$\dot{W}_C = \dot{m}w_C = \mathbf{3048 \text{ kW}}, \quad \dot{W}_T = \dot{m}w_T = \mathbf{7013 \text{ kW}}$$

Energy added by the combustion process

$$q_H = C_{P0}(T_3 - T_2) = 1.004(1373.2 - 596.8) = 779.5 \text{ kJ/kg}$$

$$\eta_{TH} = w_{NET}/q_H = (701.3 - 304.8)/779.5 = \mathbf{0.509}$$

11.69

Repeat Problem 11.68, but assume variable specific heat for the air, table A.7. Consider an ideal air-standard Brayton cycle in which the air into the compressor is at 100 kPa, 20°C, and the pressure ratio across the compressor is 12:1. The maximum temperature in the cycle is 1100°C, and the air flow rate is 10 kg/s. Assume constant specific heat for the air, value from Table A.5. Determine the compressor work, the turbine work, and the thermal efficiency of the cycle.

Solution:

$$\text{From A.7: } h_1 = 293.6 \text{ kJ/kg}, \quad s_{T1}^{\circ} = 6.84597 \text{ kJ/kg K}$$

The compression is reversible and adiabatic so constant s. From Eq.8.28

$$\begin{aligned} s_2 = s_1 &\Rightarrow s_{T2}^{\circ} = s_{T1}^{\circ} + R \ln(P_2/P_1) = 6.84597 + 0.287 \ln 12 = 7.55914 \\ &\Rightarrow T_2 = 590 \text{ K}, \quad h_2 = 597.2 \text{ kJ/kg} \end{aligned}$$

Energy equation with compressor work in

$$w_C = -{}_1w_2 = h_2 - h_1 = 597.2 - 293.6 = 303.6 \text{ kJ/kg}$$

The expansion is reversible and adiabatic so constant s. From Eq.8.28

$$\text{From A.7: } h_3 = 1483.1, \quad s_{T3}^{\circ} = 8.50554$$

$$\begin{aligned} s_4 = s_3 &\Rightarrow s_{T4}^{\circ} = s_{T3}^{\circ} + R \ln(P_4/P_3) = 8.50554 + 0.287 \ln(1/12) = 7.79237 \\ &\Rightarrow T_4 = 734.8 \text{ K}, \quad h_4 = 751.1 \text{ kJ/kg} \end{aligned}$$

Energy equation with turbine work out

$$w_T = h_3 - h_4 = 1483.1 - 751.1 = 732 \text{ kJ/kg}$$

Scale the work with the mass flow rate

$$\Rightarrow \dot{W}_C = \dot{m}w_C = \mathbf{3036 \text{ kW}}, \quad \dot{W}_T = \dot{m}w_T = \mathbf{7320 \text{ kW}}$$

Energy added by the combustion process

$$q_H = h_3 - h_2 = 1483.1 - 597.2 = 885.9 \text{ kJ/kg}$$

$$w_{NET} = w_T - w_C = 732 - 303.6 = 428.4 \text{ kJ/kg}$$

$$\eta_{TH} = w_{NET}/q_H = 428.4/885.9 = \mathbf{0.484}$$

11.70

A Brayton cycle inlet is at 300 K, 100 kPa and the combustion adds 670 kJ/kg. The maximum temperature is 1200 K due to material considerations. What is the maximum allowed compression ratio? For this calculate the net work and cycle efficiency assuming variable specific heat for the air, table A.7.

Solution:

Combustion: $h_3 = h_2 + q_H$; $w_3 = 0$ and $T_{\max} = T_3 = 1200$ K

$$h_2 = h_3 - q_H = 1277.8 - 670 = 607.8 \text{ kJ/kg}$$

From Table A.7.1

$$T_2 \approx 600 \text{ K}; s_{T2}^{\circ} = 7.57638; T_1 = 300 \text{ K}; s_{T1}^{\circ} = 6.86926 \text{ kJ/kg K}$$

Reversible adiabatic compression leads to constant s, from Eq.8.28:

$$P_2 / P_1 = \exp[(s_{T2}^{\circ} - s_{T1}^{\circ}) / R] = \exp(2.4638) = \mathbf{11.75}$$

Reversible adiabatic expansion leads to constant s, from Eq.8.28

$$s_{T4}^{\circ} = s_{T3}^{\circ} + R \ln(P_4 / P_3) = 8.34596 + 0.287 \ln(1 / 11.75) = 7.6388 \text{ kJ/kgK}$$

From Table A.7.1 by linear interpolation $T_4 \approx 636.6$ K, $h_4 = 645.97$ kJ/kg

$$w_T = h_3 - h_4 = 1277.8 - 645.97 = 631.8 \text{ kJ/kg}$$

$$w_C = h_2 - h_1 = 607.8 - 300.47 = 307.3 \text{ kJ/kg}$$

$$w_{\text{net}} = w_T - w_C = 631.8 - 307.3 = \mathbf{324.5 \text{ kJ/kg}}$$

$$\eta = w_{\text{net}} / q_H = 324.5 / 670 = \mathbf{0.484}$$

11.71

A large stationary Brayton cycle gas-turbine power plant delivers a power output of 100 MW to an electric generator. The minimum temperature in the cycle is 300 K, and the maximum temperature is 1600 K. The minimum pressure in the cycle is 100 kPa, and the compressor pressure ratio is 14 to 1. Calculate the power output of the turbine. What fraction of the turbine output is required to drive the compressor? What is the thermal efficiency of the cycle?

Solution:

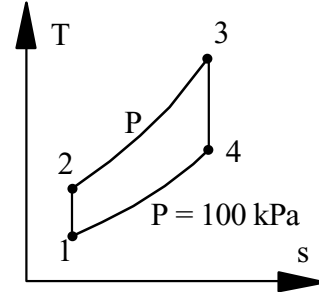
Brayton cycle so this means:

$$\text{Minimum T: } T_1 = 300 \text{ K}$$

$$\text{Maximum T: } T_3 = 1600 \text{ K}$$

$$\text{Pressure ratio: } P_2/P_1 = 14$$

Solve using constant C_{p0}



Compression in compressor: $s_2 = s_1 \Rightarrow$ Implemented in Eq.8.32

$$T_2 = T_1(P_2/P_1)^{\frac{k-1}{k}} = 300(14)^{0.286} = 638.1 \text{ K}$$

$$w_C = h_2 - h_1 = C_{p0}(T_2 - T_1) = 1.004 (638.1 - 300) = 339.5 \text{ kJ/kg}$$

Expansion in turbine: $s_4 = s_3 \Rightarrow$ Implemented in Eq.8.32

$$T_4 = T_3(P_4/P_3)^{\frac{k-1}{k}} = 1600 (1/14)^{0.286} = 752.2 \text{ K}$$

$$w_T = h_3 - h_4 = C_{p0}(T_3 - T_4) = 1.004 (1600 - 752.2) = 851.2 \text{ kJ/kg}$$

$$w_{NET} = 851.2 - 339.5 = 511.7 \text{ kJ/kg}$$

Do the overall net and cycle efficiency

$$\dot{m} = \dot{W}_{NET}/w_{NET} = 100000/511.7 = 195.4 \text{ kg/s}$$

$$\dot{W}_T = \dot{m}w_T = 195.4 \times 851.2 = \mathbf{166.32 \text{ MW}}$$

$$w_C/w_T = 339.5/851.2 = \mathbf{0.399}$$

Energy input is from the combustor

$$q_H = C_{p0}(T_3 - T_2) = 1.004 (1600 - 638.1) = 965.7 \text{ kJ/kg}$$

$$\eta_{TH} = w_{NET}/q_H = 511.7/965.7 = \mathbf{0.530}$$

11.72

A Brayton cycle produces 14 MW with an inlet state of 17°C, 100 kPa, and a compression ratio of 16:1. The heat added in the combustion is 960 kJ/kg. What are the highest temperature and the mass flow rate of air, assuming cold air properties?

Solution:

Efficiency is from Eq.11.8

$$\eta = \frac{\dot{W}_{\text{net}}}{\dot{Q}_H} = \frac{w_{\text{net}}}{q_H} = 1 - r_p^{-(k-1)/k} = 1 - 16^{-0.4/1.4} = \mathbf{0.547}$$

from the required power we can find the needed heat transfer

$$\dot{Q}_H = \dot{W}_{\text{net}} / \eta = \frac{14\,000}{0.547} = 25\,594 \text{ kW}$$

$$\dot{m} = \dot{Q}_H / q_H = 25\,594 \text{ kW} / 960 \text{ kJ/kg} = \mathbf{26.66 \text{ kg/s}}$$

Temperature after compression is

$$T_2 = T_1 r_p^{(k-1)/k} = 290 \times 16^{0.4/1.4} = 640.35 \text{ K}$$

The highest temperature is after combustion

$$T_3 = T_2 + q_H / C_p = 640.35 + \frac{960}{1.004} = \mathbf{1596.5 \text{ K}}$$

11.73

Do the previous problem with properties from table A.7.1 instead of cold air properties.

Solution:

With the variable specific heat we must go through the processes one by one to get net work and the highest temperature T_3 .

$$\text{From A.7.1: } h_1 = 290.43 \text{ kJ/kg, } s_{T1}^{\circ} = 6.83521 \text{ kJ/kg K}$$

The compression is reversible and adiabatic so constant s. From Eq.8.28

$$\begin{aligned} s_2 = s_1 &\Rightarrow s_{T2}^{\circ} = s_{T1}^{\circ} + R \ln(P_2/P_1) = 6.83521 + 0.287 \ln 16 = 7.63094 \\ &\Rightarrow T_2 = 631.9 \text{ K, } h_2 = 641 \text{ kJ/kg} \end{aligned}$$

Energy equation with compressor work in

$$w_C = -w_2 = h_2 - h_1 = 641 - 290.43 = 350.57 \text{ kJ/kg}$$

$$\text{Energy Eq. combustor: } h_3 = h_2 + q_H = 641 + 960 = 1601 \text{ kJ/kg}$$

$$\text{State 3: (P, h): } T_3 = \mathbf{1471 \text{ K}}, s_{T3}^{\circ} = 8.58811 \text{ kJ/kg K}$$

The expansion is reversible and adiabatic so constant s. From Eq.8.28

$$\begin{aligned} s_4 = s_3 &\Rightarrow s_{T4}^{\circ} = s_{T3}^{\circ} + R \ln(P_4/P_3) = 8.58811 + 0.287 \ln(1/16) = 7.79238 \\ &\Rightarrow T_4 = 734.8 \text{ K, } h_4 = 751.11 \text{ kJ/kg} \end{aligned}$$

Energy equation with turbine work out

$$w_T = h_3 - h_4 = 1601 - 751.11 = 849.89 \text{ kJ/kg}$$

Now the net work is

$$w_{\text{net}} = w_T - w_C = 849.89 - 350.57 = 499.32 \text{ kJ/kg}$$

The total required power requires a mass flow rate as

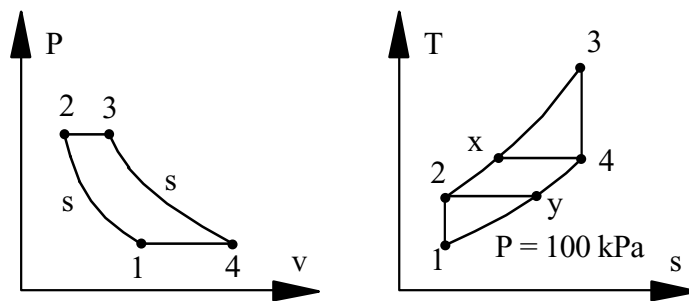
$$\dot{m} = \frac{\dot{W}_{\text{net}}}{w_{\text{net}}} = \frac{14\,000 \text{ kW}}{499.32 \text{ kJ/kg}} = \mathbf{28.04 \text{ kg/s}}$$

Regenerators, Intercoolers, and Nonideal Cycles

11.74

An ideal regenerator is incorporated into the ideal air-standard Brayton cycle of Problem 11.68. Find the thermal efficiency of the cycle with this modification. Consider an ideal air-standard Brayton cycle in which the air into the compressor is at 100 kPa, 20°C, and the pressure ratio across the compressor is 12:1. The maximum temperature in the cycle is 1100°C, and the air flow rate is 10 kg/s. Assume constant specific heat for the air, value from Table A.5. Determine the compressor work, the turbine work, and the thermal efficiency of the cycle.

Solution:



Compression ratio

$$\frac{P_2}{P_1} = 12$$

Max temperature

$$T_3 = 1100^\circ\text{C}$$

$$\dot{m} = 10 \text{ kg/s}$$

The compression is reversible and adiabatic so constant s . From Eq.8.32

$$T_2 = T_1 \left(\frac{P_2}{P_1} \right)^{\frac{k-1}{k}} = 293.2(12)^{0.286} = 596.8 \text{ K}$$

Energy equation with compressor work in

$$w_C = h_2 - h_1 = C_{P0}(T_2 - T_1) = 1.004(596.8 - 293.2) = 304.8 \text{ kJ/kg}$$

The expansion is reversible and adiabatic so constant s . From Eq.8.32

$$T_4 = T_3 \left(\frac{P_4}{P_3} \right)^{\frac{k-1}{k}} = 1373.2 \left(\frac{1}{12} \right)^{0.286} = 674.7 \text{ K}$$

Energy equation with turbine work out

$$w_T = C_{P0}(T_3 - T_4) = 1.004(1373.2 - 674.7) = 701.3 \text{ kJ/kg}$$

Ideal regenerator: $T_X = T_4 = 674.7 \text{ K}$

$$q_H = h_3 - h_X = 1.004(1373.2 - 674.7) = 701.3 \text{ kJ/kg} = w_T$$

$$\eta_{TH} = w_{NET}/q_H = (701.3 - 304.8)/701.3 = \mathbf{0.565}$$

11.75

The gas-turbine cycle shown in Fig. P11.75 is used as an automotive engine. In the first turbine, the gas expands to pressure P_5 , just low enough for this turbine to drive the compressor. The gas is then expanded through the second turbine connected to the drive wheels. The data for the engine are shown in the figure and assume that all processes are ideal. Determine the intermediate pressure P_5 , the net specific work output of the engine, and the mass flow rate through the engine. Find also the air temperature entering the burner T_3 , and the thermal efficiency of the engine.

a) Consider the compressor

$$s_2 = s_1 \Rightarrow T_2 = T_1 \left(\frac{P_2}{P_1} \right)^{\frac{k-1}{k}} = 300(6)^{0.286} = 500.8 \text{ K}$$

$$-w_C = -w_{12} = C_{P0}(T_2 - T_1) = 1.004(500.8 - 300) = 201.6 \text{ kJ/kg}$$

Consider then the first turbine work

$$w_{T1} = -w_C = 201.6 = C_{P0}(T_4 - T_5) = 1.004(1600 - T_5)$$

$$\Rightarrow T_5 = 1399.2 \text{ K}$$

$$s_5 = s_4 \Rightarrow P_5 = P_4 \left(\frac{T_5}{T_4} \right)^{\frac{k-1}{k}} = 600 \left(\frac{1399.2}{1600} \right)^{3.5} = \mathbf{375 \text{ kPa}}$$

b) $s_6 = s_5 \Rightarrow T_6 = T_5 \left(\frac{P_6}{P_5} \right)^{\frac{k-1}{k}} = 1399.2 \left(\frac{100}{375} \right)^{0.286} = 958.8 \text{ K}$

The second turbine gives the net work out

$$w_{T2} = C_{P0}(T_5 - T_6) = 1.004(1399.2 - 958.8) = 442.2 \text{ kJ/kg}$$

$$\dot{m} = \dot{W}_{\text{NET}}/w_{T2} = 150/442.2 = \mathbf{0.339 \text{ kg/s}}$$

c) Ideal regenerator $\Rightarrow T_3 = T_6 = \mathbf{958.8 \text{ K}}$

$$q_H = C_{P0}(T_4 - T_3) = 1.004(1600 - 958.8) = 643.8 \text{ kJ/kg}$$

$$\eta_{\text{TH}} = w_{\text{NET}}/q_H = 442.2/643.8 = \mathbf{0.687}$$

11.76

Repeat Problem 11.71, but include a regenerator with 75% efficiency in the cycle. A large stationary Brayton cycle gas-turbine power plant delivers a power output of 100 MW to an electric generator. The minimum temperature in the cycle is 300 K, and the maximum temperature is 1600 K. The minimum pressure in the cycle is 100 kPa, and the compressor pressure ratio is 14 to 1. Calculate the power output of the turbine. What fraction of the turbine output is required to drive the compressor? What is the thermal efficiency of the cycle?

Solution:

Both compressor and turbine are reversible and adiabatic so constant s , Eq.8.32 relates then T to P assuming constant heat capacity.

$$\text{Compressor: } \Rightarrow T_2 = T_1(P_2/P_1)^{\frac{k-1}{k}} = 300(14)^{0.286} = 638.1 \text{ K}$$

$$w_C = h_2 - h_1 = C_{P0}(T_2 - T_1) = 1.004 (638.1 - 300) = 339.5 \text{ kJ/kg}$$

$$\text{Turbine } s_4 = s_3 \Rightarrow T_4 = T_3(P_4/P_3)^{\frac{k-1}{k}} = 1600 (1/14)^{0.286} = 752.2 \text{ K}$$

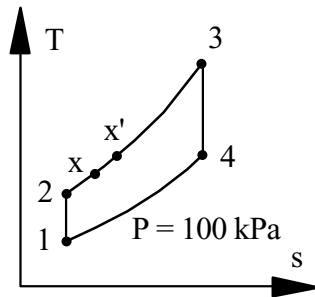
$$w_T = h_3 - h_4 = C_{P0}(T_3 - T_4) = 1.004 (1600 - 752.2) = 851.2 \text{ kJ/kg}$$

$$w_{NET} = 851.2 - 339.5 = 511.7 \text{ kJ/kg}$$

$$\dot{m} = \dot{W}_{NET}/w_{NET} = 100\,000/511.7 = 195.4 \text{ kg/s}$$

$$\dot{W}_T = \dot{m}w_T = 195.4 \times 851.2 = \mathbf{166.32 \text{ MW}}$$

$$w_C/w_T = 339.5/851.2 = \mathbf{0.399}$$



For the regenerator

$$\eta_{REG} = 0.75 = \frac{h_x - h_2}{h_{x'} - h_2} = \frac{T_x - T_2}{T_4 - T_2} = \frac{T_x - 638.1}{752.2 - 638.1}$$

$$\Rightarrow T_x = 723.7 \text{ K}$$

Turbine and compressor work not affected by regenerator.

Combustor needs to add less energy with the regenerator as

$$q_H = C_{P0}(T_3 - T_x) = 1.004(1600 - 723.7) = 879.8 \text{ kJ/kg}$$

$$\eta_{TH} = w_{NET}/q_H = 511.7/879.8 = \mathbf{0.582}$$

11.77

A two-stage air compressor has an intercooler between the two stages as shown in Fig. P11.77. The inlet state is 100 kPa, 290 K, and the final exit pressure is 1.6 MPa. Assume that the constant pressure intercooler cools the air to the inlet temperature, $T_3 = T_1$. It can be shown that the optimal pressure, $P_2 = (P_1 P_4)^{1/2}$, for minimum total compressor work. Find the specific compressor works and the intercooler heat transfer for the optimal P_2 .

Solution:

Optimal intercooler pressure $P_2 = \sqrt{100 \times 1600} = 400 \text{ kPa}$

$$1: \quad h_1 = 290.43, \quad s_{T1}^{\circ} = 6.83521$$

C.V. C1: $w_{C1} = h_2 - h_1, \quad s_2 = s_1$ leading to Eq.8.28

$$\Rightarrow \quad s_{T2}^{\circ} = s_{T1}^{\circ} + R \ln(P_2/P_1) = 6.83521 + 0.287 \ln 4 = 7.2331$$

$$\Rightarrow \quad T_2 = 430.3 \text{ K}, \quad h_2 = 432.05 \text{ kJ/kg}$$

$$w_{C1} = 432.05 - 290.43 = \mathbf{141.6 \text{ kJ/kg}}$$

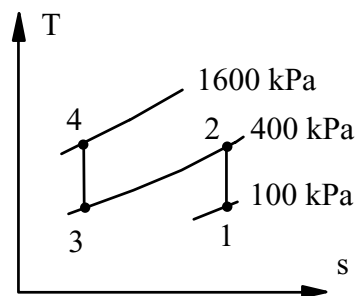
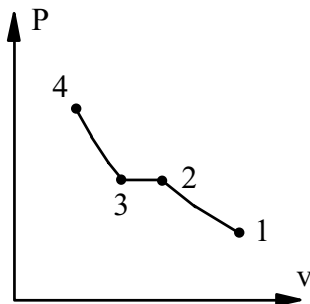
C.V. Cooler: $T_3 = T_1 \Rightarrow h_3 = h_1$

$$q_{OUT} = h_2 - h_3 = h_2 - h_1 = w_{C1} = \mathbf{141.6 \text{ kJ/kg}}$$

C.V. C2: $T_3 = T_1, \quad s_4 = s_3$ and since $s_{T3}^{\circ} = s_{T1}^{\circ}, \quad P_4/P_3 = P_2/P_1$

$$\Rightarrow \quad s_{T4}^{\circ} = s_{T3}^{\circ} + R \ln(P_4/P_3) = s_{T2}^{\circ}, \quad \text{so we have } T_4 = T_2$$

Thus we get $w_{C2} = w_{C1} = \mathbf{141.6 \text{ kJ/kg}}$



11.78

A two-stage compressor in a gas turbine brings atmospheric air at 100 kPa, 17°C to 500 kPa, then cools it in an intercooler to 27°C at constant P. The second stage brings the air to 1000 kPa. Assume both stages are adiabatic and reversible. Find the combined specific work to the compressor stages. Compare that to the specific work for the case of no intercooler (i.e. one compressor from 100 to 1000 kPa).

Solution:

C.V. Stage 1: 1 ⇒ 2

Reversible and adiabatic gives constant s which from Eq.8.32 gives:

$$T_2 = T_1 (P_2/P_1)^{(k-1)/k} = 290 (500/100)^{0.2857} = 459.3 \text{ K}$$

$$w_{c1in} = C_p(T_2 - T_1) = 1.004(459.3 - 290) = 187.0 \text{ kJ/kg}$$

C.V. Stage 2: 3 ⇒ 4

Reversible and adiabatic gives constant s which from Eq.8.32 gives:

$$T_4 = T_3 (P_4/P_3)^{(k-1)/k} = 300 (1000/500)^{0.2857} = 365.7 \text{ K}$$

$$w_{c2in} = C_p(T_4 - T_3) = 1.004(365.7 - 300) = 65.96 \text{ kJ/kg}$$

$$w_{tot} = w_{c1} + w_{c2} = 187 + 65.96 = \mathbf{253 \text{ kJ/kg}}$$

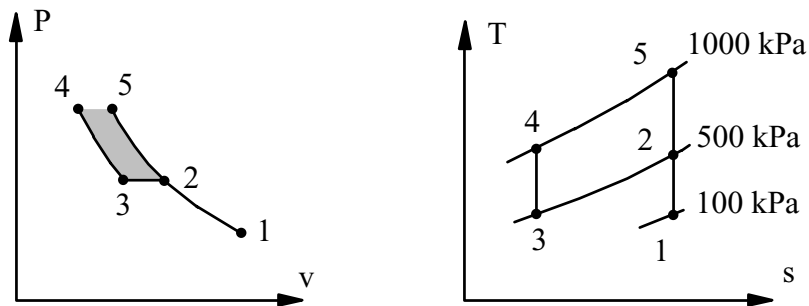
The intercooler reduces the work for stage 2 as T is lower and so is specific volume.

C.V. One compressor 1 ⇒ 5

Reversible and adiabatic gives constant s which from Eq.8.32 gives:

$$T_5 = T_1 (P_5/P_1)^{(k-1)/k} = 290 (1000/100)^{0.2857} = 559.88 \text{ K}$$

$$w_{in} = C_p(T_5 - T_1) = 1.004(559.88 - 290) = \mathbf{271 \text{ kJ/kg}}$$



The reduction in work due to the intercooler is shaded in the P-v diagram.

11.79

A gas turbine with air as the working fluid has two ideal turbine sections, as shown in Fig. P11.79, the first of which drives the ideal compressor, with the second producing the power output. The compressor input is at 290 K, 100 kPa, and the exit is at 450 kPa. A fraction of flow, x , bypasses the burner and the rest $(1 - x)$ goes through the burner where 1200 kJ/kg is added by combustion. The two flows then mix before entering the first turbine and continue through the second turbine, with exhaust at 100 kPa. If the mixing should result in a temperature of 1000 K into the first turbine find the fraction x . Find the required pressure and temperature into the second turbine and its specific power output.

$$\text{C.V.Comp.: } -w_C = h_2 - h_1; \quad s_2 = s_1$$

Reversible and adiabatic gives constant s which from Eq.8.32 gives:

$$T_2 = T_1 (P_2/P_1)^{(k-1)/k} = 290 (450/100)^{0.2857} = 445.7 \text{ K}$$

$$h_2 = 447.75 \text{ kJ/kg}, \quad -w_C = 447.75 - 290.43 = 157.3 \text{ kJ/kg}$$

$$\text{C.V.Burner: } h_3 = h_2 + q_H = 447.75 + 1200 = 1647.75 \text{ kJ/kg}$$

$$\Rightarrow T_3 = 1510 \text{ K}$$

$$\text{C.V.Mixing chamber: } (1 - x)h_3 + xh_2 = h_{\text{MIX}} = 1046.22 \text{ kJ/kg}$$

$$x = \frac{h_3 - h_{\text{MIX}}}{h_3 - h_2} = \frac{1647.75 - 1046.22}{1647.75 - 447.75} = \mathbf{0.5013}$$

$$\dot{W}_{T1} = \dot{W}_{C,\text{in}} \Rightarrow \dot{w}_{T1} = -w_C = 157.3 = h_3 - h_4$$

$$h_4 = 1046.22 - 157.3 = 888.9 \text{ kJ/kg} \Rightarrow T_4 = \mathbf{860 \text{ K}}$$

$$P_4 = P_{\text{MIX}} (T_4/T_{\text{MIX}})^{k/(k-1)} = 450 \times (860/1000)^{3.5} = \mathbf{265 \text{ kPa}}$$

$$s_4 = s_5 \Rightarrow T_5 = T_4 (P_5/P_4)^{(k-1)/k} = 860 (100/265)^{0.2857} = 651 \text{ K}$$

$$h_5 = 661.2 \text{ kJ/kg}$$

$$w_{T2} = h_4 - h_5 = 888.9 - 661.2 = \mathbf{227.7 \text{ kJ/kg}}$$

11.80

Repeat Problem 11.71, but assume that the compressor has an isentropic efficiency of 85% and the turbine an isentropic efficiency of 88%.

Solution:

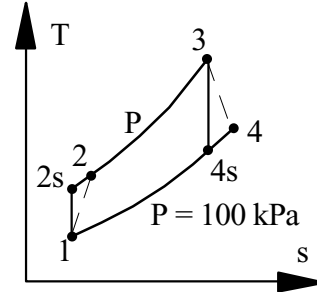
Brayton cycle so this means:

$$\text{Minimum T: } T_1 = 300 \text{ K}$$

$$\text{Maximum T: } T_3 = 1600 \text{ K}$$

$$\text{Pressure ratio: } P_2/P_1 = 14$$

Solve using constant C_{P0}



Ideal compressor: $s_2 = s_1 \Rightarrow$ Implemented in Eq.8.32

$$T_{2s} = T_1(P_2/P_1)^{\frac{k-1}{k}} = 300(14)^{0.286} = 638.1 \text{ K}$$

$$w_{Cs} = h_2 - h_1 = C_{P0}(T_2 - T_1) = 1.004(638.1 - 300) = 339.5 \text{ kJ/kg}$$

Actual compressor

$$\Rightarrow w_C = w_{sC}/\eta_{sC} = 339.5/0.85 = 399.4 \text{ kJ/kg} = C_{P0}(T_2 - T_1)$$

$$\Rightarrow T_2 = T_1 + w_C/C_{P0} = 300 + 399.4/1.004 = 697.8 \text{ K}$$

Ideal turbine: $s_4 = s_3 \Rightarrow$ Implemented in Eq.8.32

$$T_{4s} = T_3(P_4/P_3)^{\frac{k-1}{k}} = 1600(1/14)^{0.286} = 752.2 \text{ K}$$

$$w_{Ts} = h_3 - h_4 = C_{P0}(T_3 - T_4) = 1.004(1600 - 752.2) = 851.2 \text{ kJ/kg}$$

Actual turbine

$$\Rightarrow w_T = \eta_{sT} w_{sT} = 0.88 \times 851.2 = 749.1 \text{ kJ/kg} = C_{P0}(T_3 - T_4)$$

$$\Rightarrow T_4 = T_3 - w_T/C_{P0} = 1600 - 749.1/1.004 = 853.9 \text{ K}$$

Do the overall net and cycle efficiency

$$w_{NET} = 749.1 - 399.4 = 349.7 \text{ kJ/kg}$$

$$\dot{m} = \dot{W}_{NET}/w_{NET} = 100000/349.7 = 286.0 \text{ kg/s}$$

$$\dot{W}_T = \dot{m}w_T = 286.0 \times 749.1 = \mathbf{214.2 \text{ MW}}$$

$$w_C/w_T = 399.4/749.1 = \mathbf{0.533}$$

Energy input is from the combustor

$$q_H = C_{P0}(T_3 - T_2) = 1.004(1600 - 697.8) = 905.8 \text{ kJ/kg}$$

$$\eta_{TH} = w_{NET}/q_H = 349.7/905.8 = \mathbf{0.386}$$

11.81

Repeat Problem 11.77 when the intercooler brings the air to $T_3 = 320$ K. The corrected formula for the optimal pressure is $P_2 = [P_1 P_4 (T_3/T_1)^{n/(n-1)}]^{1/2}$ see Problem 9.184, where n is the exponent in the assumed polytropic process.

Solution:

The polytropic process has $n = k$ (isentropic) so $n/(n - 1) = 1.4/0.4 = 3.5$

$$P_2 = 400 \sqrt{(320/290)^{3.5}} = 475.2 \text{ kPa}$$

$$\text{C.V. C1: } s_2 = s_1 \Rightarrow T_2 = T_1 (P_2/P_1)^{\frac{k-1}{k}} = 290 (475.2/100)^{0.2857} = 452.67 \text{ K}$$

$$-w_{C1} = h_2 - h_1 = C_p(T_2 - T_1) = 1.004(452.67 - 290) = \mathbf{163.3 \text{ kJ/kg}}$$

$$\text{C.V. Cooler: } q_{\text{OUT}} = h_2 - h_3 = 1.004(452.67 - 320) = \mathbf{133.2 \text{ kJ/kg}}$$

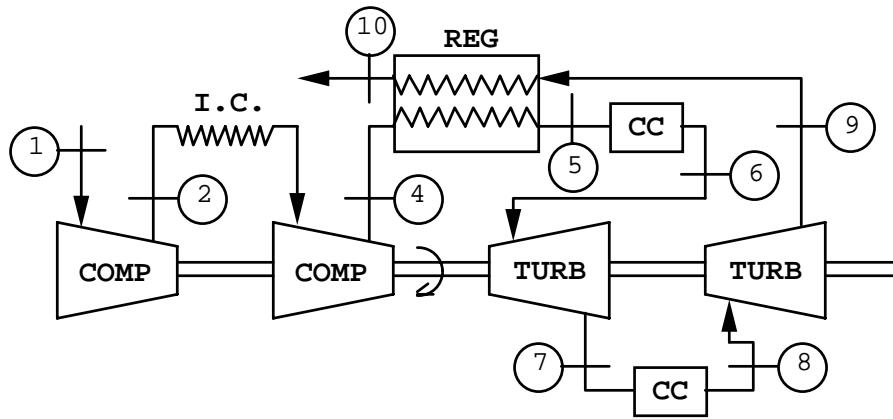
$$\text{C.V. C2: } s_4 = s_3 \Rightarrow T_4 = T_3 (P_4/P_3)^{\frac{k-1}{k}} = 320 (1600/475.2)^{0.2857} = 452.67 \text{ K}$$

$$-w_{C2} = h_4 - h_3 = C_p(T_4 - T_3) = 1.004(452.67 - 320) = \mathbf{133.2 \text{ kJ/kg}}$$

11.82

Consider an ideal gas-turbine cycle with two stages of compression and two stages of expansion. The pressure ratio across each compressor stage and each turbine stage is 8 to 1. The pressure at the entrance to the first compressor is 100 kPa, the temperature entering each compressor is 20°C, and the temperature entering each turbine is 1100°C. An ideal regenerator is also incorporated into the cycle. Determine the compressor work, the turbine work, and the thermal efficiency of the cycle.

Solution:



$$P_2/P_1 = P_4/P_3 = P_6/P_7 = P_8/P_9 = 8.0$$

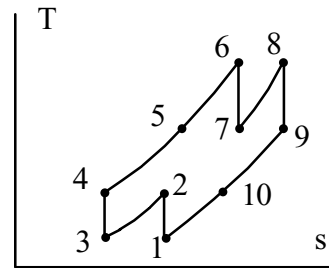
$$P_1 = 100 \text{ kPa}$$

$$T_1 = T_3 = 20^\circ\text{C}, \quad T_6 = T_8 = 1100^\circ\text{C}$$

Assume constant specific heat

$$s_2 = s_1 \text{ and } s_4 = s_3 \Rightarrow$$

$$T_4 = T_2 = T_1 \left(\frac{P_2}{P_1} \right)^{\frac{k-1}{k}} = 293.2(8)^{0.286} = 531.4 \text{ K}$$



$$\text{Total } w_C = 2 \times w_{12} = 2C_{P0}(T_2 - T_1) = 2 \times 1.004(531.4 - 293.2) = \mathbf{478.1 \text{ kJ/kg}}$$

$$\text{Also } s_6 = s_7 \text{ and } s_8 = s_9: \Rightarrow T_7 = T_9 = T_6 \left(\frac{P_7}{P_6} \right)^{\frac{k-1}{k}} = 1373.2 \left(\frac{1}{8} \right)^{0.286} = 757.6 \text{ K}$$

$$\text{Total } w_T = 2 \times w_{67} = 2C_{P0}(T_6 - T_7) = 2 \times 1.004(1373.2 - 756.7) = \mathbf{1235.5 \text{ kJ/kg}}$$

$$w_{\text{NET}} = 1235.5 - 478.1 = 757.4 \text{ kJ/kg}$$

Ideal regenerator: $T_5 = T_9, T_{10} = T_4$

$$\Rightarrow q_H = (h_6 - h_5) + (h_8 - h_7) = 2C_{P0}(T_6 - T_5)$$

$$= 2 \times 1.004(1373.2 - 757.6) = 1235.5 \text{ kJ/kg}$$

$$\eta_{\text{TH}} = w_{\text{NET}}/q_H = 757.4/1235.5 = \mathbf{0.613}$$

11.83

A gas turbine cycle has two stages of compression, with an intercooler between the stages. Air enters the first stage at 100 kPa, 300 K. The pressure ratio across each compressor stage is 5 to 1, and each stage has an isentropic efficiency of 82%. Air exits the intercooler at 330 K. Calculate the temperature at the exit of each compressor stage and the total specific work required.

Solution:

State 1: $P_1 = 100 \text{ kPa}$, $T_1 = 300 \text{ K}$

State 3: $T_3 = 330 \text{ K}$

$$P_2 = 5 P_1 = 500 \text{ kPa}; \quad P_4 = 5 P_3 = 2500 \text{ kPa}$$

$$\text{Energy Eq.: } w_{c1} + h_1 = h_2 \Rightarrow w_{c1} = h_2 - h_1 = C_P(T_2 - T_1)$$

$$\text{Ideal C1 constant s, Eq.8.32: } T_{2s} = T_1 (P_2/P_1)^{(k-1)/k} = 475.4 \text{ K}$$

$$w_{c1s} = C_P(T_{2s} - T_1) = 176.0 \text{ kJ/kg},$$

$$\text{Actual Eq.9.28: } w_{c1} = w_{c1s}/\eta = 176/0.82 = 214.6 \text{ kJ/kg}$$

$$T_2 = T_1 + w_{c1}/C_P = \mathbf{513.7 \text{ K}}$$

$$\text{Ideal C2 constant s, Eq.8.32: } T_{4s} = T_3 (P_4/P_3)^{(k-1)/k} = 552.6 \text{ K}$$

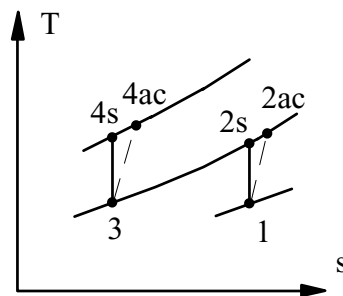
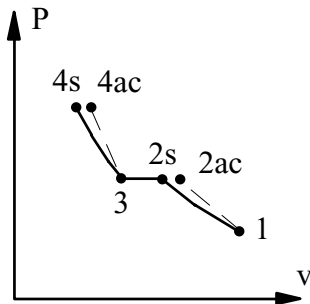
$$w_{c2s} = C_P(T_{4s} - T_3) = 193.4 \text{ kJ/kg};$$

$$\text{Actual Eq.9.28: } w_{c2} = w_{c2s}/\eta = 235.9 \text{ kJ/kg}$$

$$T_4 = T_3 + w_{c2} / C_P = \mathbf{565 \text{ K}}$$

Total work in:

$$w = w_{c1} + w_{c2} = 214.6 + 235.9 = \mathbf{450.5 \text{ kJ/kg}}$$



11.84

Repeat the questions in Problem 11.75 when we assume that friction causes pressure drops in the burner and on both sides of the regenerator. In each case, the pressure drop is estimated to be 2% of the inlet pressure to that component of the system, so $P_3 = 588$ kPa, $P_4 = 0.98 P_3$ and $P_6 = 102$ kPa.

Solution:

$$\text{a) From solution 11.75: } T_2 = T_1 \left(\frac{P_2}{P_1} \right)^{\frac{k-1}{k}} = 300(6)^{0.286} = 500.8 \text{ K}$$

$$-w_C = -w_{12} = C_{P0}(T_2 - T_1) = 1.004(500.8 - 300) = 201.6 \text{ kJ/kg}$$

$$P_3 = 0.98 \times 600 = 588 \text{ kPa, } P_4 = 0.98 \times 588 = 576.2 \text{ kPa}$$

$$s_5 = s_4 \Rightarrow P_5 = P_4 (T_{5S}/T_4)^{\frac{k}{k-1}} = 576.2 \left(\frac{1399.2}{1600} \right)^{3.5} = 360.4 \text{ kPa}$$

$$\text{b) } P_6 = 100/0.98 = 102 \text{ kPa, } s_{6S} = s_5$$

$$T_6 = T_5 \left(\frac{P_6}{P_5} \right)^{\frac{k-1}{k}} = 1399.2 \left(\frac{102}{292.8} \right)^{0.286} = 975.2 \text{ K}$$

$$w_{ST2} = C_{P0}(T_5 - T_6) = 1.004(1399.2 - 975.2) = 425.7 \text{ kJ/kg}$$

$$\dot{m} = \dot{W}_{NET}/w_{NET} = 150/425.7 = \mathbf{0.352 \text{ kg/s}}$$

$$\text{c) } T_3 = T_6 = 975.2 \text{ K}$$

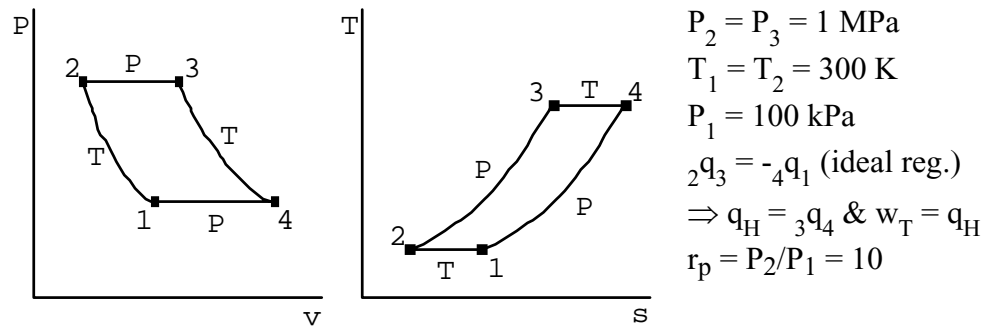
$$q_H = C_{P0}(T_4 - T_3) = 1.004(1600 - 975.2) = 627.3 \text{ kJ/kg}$$

$$\eta_{TH} = w_{NET}/q_H = 425.7/627.3 = \mathbf{0.678}$$

Ericsson Cycles

11.85

Consider an ideal air-standard Ericsson cycle that has an ideal regenerator as shown in Fig. P11.85. The high pressure is 1 MPa and the cycle efficiency is 70%. Heat is rejected in the cycle at a temperature of 300 K, and the cycle pressure at the beginning of the isothermal compression process is 100 kPa. Determine the high temperature, the compressor work, and the turbine work per kilogram of air.



$$\eta_{\text{TH}} = \eta_{\text{CARNOT TH.}} = 1 - T_L/T_H = 0.7 \Rightarrow T_3 = T_4 = T_H = \mathbf{1000 \text{ K}}$$

$$q_L = -w_C = \int v \, dP = RT_1 \ln\left(\frac{P_2}{P_1}\right) = 0.287 \times 300 \times \ln\left(\frac{1000}{100}\right) = \mathbf{198.25}$$

$$w_T = q_H = -\int v \, dP = -RT_3 \ln(P_4/P_3) = \mathbf{660.8 \text{ kJ/kg}}$$

11.86

An air-standard Ericsson cycle has an ideal regenerator. Heat is supplied at 1000°C and heat is rejected at 20°C. Pressure at the beginning of the isothermal compression process is 70 kPa. The heat added is 600 kJ/kg. Find the compressor work, the turbine work, and the cycle efficiency.

Solution:

Identify the states

Heat supplied at high temperature $T_3 = T_4 = 1000^\circ\text{C} = 1273.15\text{ K}$

Heat rejected at low temperature $T_1 = T_2 = 20^\circ\text{C} = 293.15\text{ K}$

Beginning of the compression: $P_1 = 70\text{ kPa}$

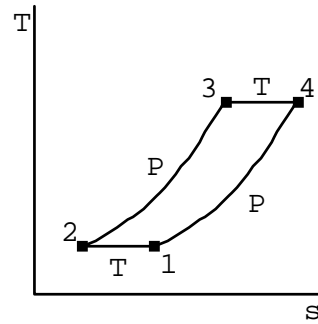
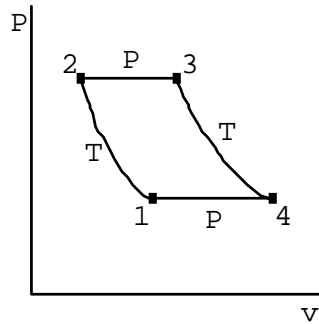
Ideal regenerator: ${}_2q_3 = -{}_4q_1 \Rightarrow q_H = {}_3q_4 = 600\text{ kJ/kg}$

$\Rightarrow w_T = q_H = 600\text{ kJ/kg}$

$\eta_{\text{TH}} = \eta_{\text{CARNOT}} = 1 - \frac{293.15}{1273.15} = 0.7697$

$w_{\text{NET}} = \eta_{\text{TH}}q_H = 0.7697 \times 600 = 461.82\text{ kJ/kg}$

$q_L = -w_C = 600 - 461.82 = 138.2\text{ kJ/kg}$

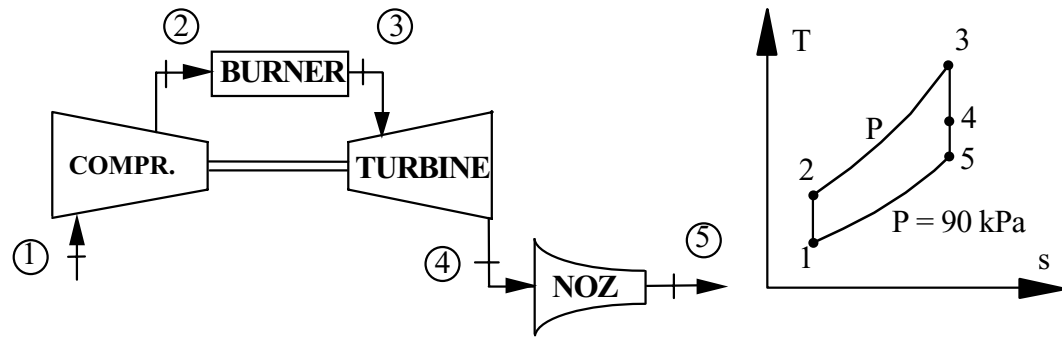


Jet Engine Cycles

11.87

Consider an ideal air-standard cycle for a gas-turbine, jet propulsion unit, such as that shown in Fig. 11.27. The pressure and temperature entering the compressor are 90 kPa, 290 K. The pressure ratio across the compressor is 14 to 1, and the turbine inlet temperature is 1500 K. When the air leaves the turbine, it enters the nozzle and expands to 90 kPa. Determine the pressure at the nozzle inlet and the velocity of the air leaving the nozzle.

Solution:



C.V. Compressor: Reversible and adiabatic $s_2 = s_1$ From Eq.8.28

$$\Rightarrow s_{T2}^o = s_{T1}^o + R \ln(P_2/P_1) = 6.83521 + 0.287 \ln 14 = 7.59262 \text{ kJ/kg K}$$

$$\text{From A.7 } h_2 = 617.2 \text{ kJ/kg, } T_2 = 609.4 \text{ K}$$

$$w_C = h_2 - h_1 = 617.2 - 290.43 = 326.8 \text{ kJ/kg}$$

C.V. Turbine: $w_T = h_3 - h_4 = w_C$ and $s_4 = s_3 \Rightarrow$

$$h_4 = h_3 - w_C = 1635.8 - 326.8 = 1309$$

$$\Rightarrow s_{T4}^o = 8.37142 \text{ kJ/kg K, } T_4 = 1227 \text{ K}$$

$$P_4 = P_3 \exp[(s_{T4}^o - s_{T3}^o)/R] = 1260 \exp[(8.37142 - 8.61208)/0.287]$$

$$= 1260 \exp(-0.83854) = \mathbf{544.8 \text{ kPa}}$$

C.V. Nozzle: $s_5 = s_4 = s_3$ so from Eq.8.28

$$\Rightarrow s_{T5}^o = s_{T3}^o + R \ln(P_5/P_3) = 8.61208 + 0.287 \ln (1/14) = 7.85467 \text{ kJ/kgK}$$

$$\Rightarrow \text{From A.7 } T_5 = 778 \text{ K, } h_5 = 798.2 \text{ kJ/kg}$$

Now the energy equation

$$(1/2)V_5^2 = h_4 - h_5 = 510.8 \Rightarrow V_5 = \sqrt{2 \times 1000 \times 510.8} = \mathbf{1011 \text{ m/s}}$$

11.88

The turbine section in a jet engine receives gas (assume air) at 1200 K, 800 kPa with an ambient atmosphere at 80 kPa. The turbine is followed by a nozzle open to the atmosphere and all the turbine work drives a compressor receiving air at 85 kPa, 270 K with the same flow rate. Find the turbine exit pressure so the nozzle has an exit velocity of 800 m/s. To what pressure can the compressor bring the incoming air?

Solution:

C.V. Reversible and adiabatic turbine and nozzle. This gives constant s , from Eq.8.32 we can relate the T 's and P 's

State 1: 1200 K, 800 kPa State 3: 80 kPa; $s_3 = s_1$

$$\text{Eq.8.32: } T_3 = T_1 (P_3/P_1)^{(k-1)/k} = 1200(80/800)^{0.2857} = 621.56 \text{ K}$$

$$\text{Energy: } h_1 + 0 = h_3 + (1/2)V_3^2 + w_T = h_2 + w_T$$

$$\begin{aligned} w_T &= h_1 - h_3 - (1/2)V_3^2 \cong C_p(T_1 - T_3) - (1/2)V_3^2 \\ &= 1.004(1200 - 621.56) - (1/2) \times 800^2/1000 \\ &= 580.75 - 320 = 260.75 \text{ kJ/kg} \end{aligned}$$

C.V. Nozzle alone to establish state 2.

$$h_2 = h_3 + (1/2)V_3^2$$

$$T_2 = T_3 + (1/2)V_3^2/C_p = 621.56 + 320/1.004 = 940.29 \text{ K}$$

$$P_2 = P_1 + (T_2/T_1)^{k/(k-1)} = 800 \times (940.29/1200)^{3.5} = \mathbf{340.7 \text{ kPa}}$$

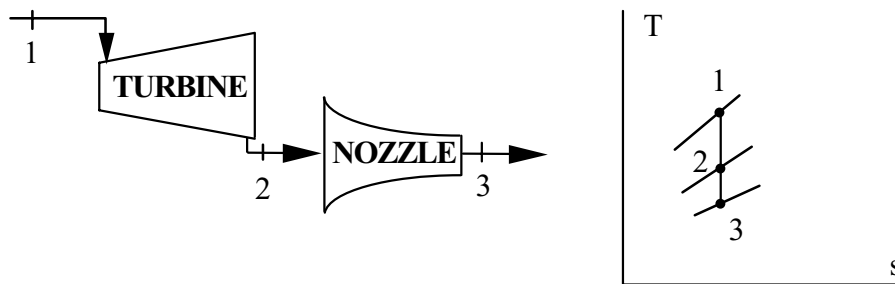
C.V. Compressor

$$w_c = h_e - h_i = w_T = 260.75 \text{ kJ/kg}$$

$$T_e = T_i + w_c/C_p = 270 + 260.75/1.004 = 529.71 \text{ K}$$

Reversible adiabatic compressor, constant s gives relation in Eq.8.32

$$P_e = P_i \times (T_e/T_i)^{k/(k-1)} = 85 \times (529.71/270)^{3.5} = \mathbf{899 \text{ kPa}}$$



11.89

The turbine in a jet engine receives air at 1250 K, 1.5 MPa. It exhausts to a nozzle at 250 kPa, which in turn exhausts to the atmosphere at 100 kPa. The isentropic efficiency of the turbine is 85% and the nozzle efficiency is 95%. Find the nozzle inlet temperature and the nozzle exit velocity. Assume negligible kinetic energy out of the turbine.

Solution:

C.V. Turbine: $h_i = 1336.7$, $s_{Ti}^{\circ} = 8.3940$, $s_{es} = s_i$ then from Eq.8.28

$$\Rightarrow s_{Tes}^{\circ} = s_{Ti}^{\circ} + R \ln(P_e/P_i) = 8.3940 + 0.287 \ln(250/1500) = 7.8798 \text{ kJ/kg K}$$

Table A.7.1 $T_{es} = 796 \text{ K}$, $h_{es} = 817.9 \text{ kJ/kg}$,

Energy Eq.: $w_{T,s} = h_i - h_{es} = 1336.7 - 817.9 = 518.8 \text{ kJ/kg}$

Eq.9.27: $w_{T,AC} = w_{T,s} \times \eta_T = 441 \text{ kJ/kg} = h_{e,AC} - h_i$

$$\Rightarrow h_{e,AC} = 895.7 \Rightarrow T_{e,AC} = \mathbf{866 \text{ K}}, s_{Te}^{\circ} = 7.9730 \text{ kJ/kg K}$$

C.V. Nozzle: $h_i = 895.7 \text{ kJ/kg}$, $s_{Ti}^{\circ} = 7.9730 \text{ kJ/kgK}$, $s_{es} = s_i$

then from Eq.8.28

$$\Rightarrow s_{Tes}^{\circ} = s_{Ti}^{\circ} + R \ln(P_e/P_i) = 7.9730 + 0.287 \ln(100/250) = 7.7100 \text{ kJ/kgK}$$

Table A.7.1 $\Rightarrow T_{e,s} = 681 \text{ K}$, $h_{e,s} = 693.1 \text{ kJ/kg}$

Energy Eq.: $(1/2)V_{e,s}^2 = h_i - h_{e,s} = 895.7 - 693.1 = 202.6 \text{ kJ/kg}$

Eq.9.30: $(1/2)V_{e,AC}^2 = (1/2)V_{e,s}^2 \times \eta_{NOZ} = 192.47 \text{ kJ/kg}$

$$V_{e,AC} = \sqrt{2 \times 1000 \times 192.47} = \mathbf{620 \text{ m/s}}$$

11.90

Consider an air standard jet engine cycle operating in a 280K, 100 kPa environment. The compressor requires a shaft power input of 4000 kW. Air enters the turbine state 3 at 1600 K, 2 MPa, at the rate of 9 kg/s, and the isentropic efficiency of the turbine is 85%. Determine the pressure and temperature entering the nozzle at state 4. If the nozzle efficiency is 95%, determine the temperature and velocity exiting the nozzle at state 5.

Solution:

$$\text{C.V. Shaft: } \dot{W}_T = \dot{m}(h_3 - h_4) = \dot{W}_C$$

$$\text{CV Turbine: } h_3 - h_4 = \dot{W}_C / \dot{m} = 4000/9 = 444.4 \text{ kJ/kg}$$

$$h_4 = 1757.3 - 444.4 = 1312.9 \text{ kJ/kg}$$

Work back to the ideal turbine conditions

$$\text{Eq.9.27: } w_{Ta} = w_C = 444.4 \Rightarrow w_{Ts} = w_{Ta} / \eta = 522.82 = h_3 - h_{4s}$$

$$h_{4s} = 1234.5 \Rightarrow T_{4s} \approx 1163 \text{ K}, s_{T4s}^{\circ} = 8.3091 \text{ kJ/kg K}$$

$$s_{4s} - s_3 = 0 = s_{T4s}^{\circ} - s_{T3}^{\circ} - R \ln(P_4/P_3)$$

$$0 = 8.3091 - 8.6905 - 0.287 \ln(P_4/2000) \Rightarrow \mathbf{P_4 = 530 \text{ kPa}}$$

$$\text{State 4 from A.7.1: } h_4 = 1312.9, T_4 = 1229.8 \text{ K}, s_{T4}^{\circ} = 8.3746 \text{ kJ/kg K}$$

First consider the reversible adiabatic (isentropic) nozzle so from Eq.8.28

$$s_{5s} - s_4 = 0 = s_{T5s}^{\circ} - s_{T4}^{\circ} - R \ln(P_5/P_4)$$

$$s_{T5s}^{\circ} = 8.3746 + 0.287 \ln(100/530) = 7.8960 \text{ kJ/kg K}$$

$$\text{Table A.7.1: } T_{5s} = 808.1 \text{ K}, h_{5s} = 831.0 \text{ kJ/kg}$$

$$\Rightarrow 0.5V_{5s}^2 = h_4 - h_{5s} = 1312.9 - 831.0 = 481.9 \text{ kJ/kg}$$

Now consider the actual nozzle

$$\text{Eq.9.30: } 0.5V_{5a}^2 = \eta(0.5V_{5s}^2) = 457.81 \Rightarrow \mathbf{V_{5a} = 957 \text{ m/s}}$$

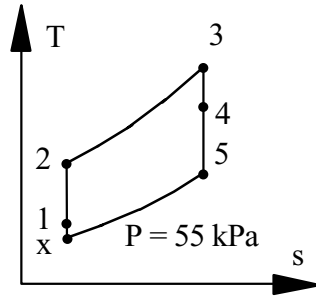
$$h_{5a} = h_4 - 0.5V_{5a}^2 = 1312.9 - 457.81 = 855.1 \text{ kJ/kg}$$

$$\Rightarrow T_{5a} \approx \mathbf{830 \text{ K}}$$

11.91

A jet aircraft is flying at an altitude of 4900 m, where the ambient pressure is approximately 55 kPa and the ambient temperature is -18°C . The velocity of the aircraft is 280 m/s, the pressure ratio across the compressor is 14:1 and the cycle maximum temperature is 1450 K. Assume the inlet flow goes through a diffuser to zero relative velocity at state 1. Find the temperature and pressure at state 1 and the velocity (relative to the aircraft) of the air leaving the engine at 55 kPa.

Solution:



Ambient

$$T_X = -18^\circ\text{C} = 255.2 \text{ K}, P_X = 55 \text{ kPa} = P_5$$

also $V_X = 280 \text{ m/s}$

Assume that the air at this state is reversibly decelerated to zero velocity and then enters the compressor at 1.

$$P_2/P_1 = 14 \quad \& \quad T_3 = 1450 \text{ K}$$

C.V. Diffuser section.

$$\text{Energy Eq.: } T_1 = T_X + \frac{V_X^2}{2 \times 1000} = 255.2 + \frac{(280)^2}{2 \times 1000 \times 1.0035} = \mathbf{294.3 \text{ K}}$$

$$\text{Eq. 8.32: } P_1 = P_X \left(\frac{T_1}{T_X} \right)^{\frac{k}{k-1}} = 55 \left(\frac{294.3}{255.2} \right)^{3.5} = \mathbf{90.5 \text{ kPa}}$$

C.V. Compressor, isentropic so use Eq. 8.32 and then energy equation

$$T_2 = T_1 (P_2/P_1)^{\frac{k-1}{k}} = 294.3 (14)^{0.286} = 626.0 \text{ K}$$

$$w_C = -_1w_2 = C_{P0}(T_2 - T_1) = 1.004(1450 - T_4) \Rightarrow T_4 = 1118.3 \text{ K}$$

$$\text{Pressure ratio: } P_3 = P_2 = 14 \times 90.5 = 1267 \text{ kPa}$$

C.V. Turbine, isentropic so use Eq. 8.32

$$P_4 = P_3 (T_4/T_3)^{\frac{k}{k-1}} = 1267 (1118.3/1450)^{3.5} = 510 \text{ kPa}$$

C.V. Nozzle, isentropic so use Eq. 8.32 and energy equation

$$T_5 = T_4 (P_5/P_4)^{\frac{k-1}{k}} = 1118.3 (55/510)^{0.286} = 591.5 \text{ K}$$

$$\frac{V_5^2}{2 \times 1000} = C_{P0}(T_4 - T_5) = 1.004(1118.3 - 591.5) = 528.7 \text{ kJ/kg}$$

$$\Rightarrow V_5 = \mathbf{1028 \text{ m/s}}$$

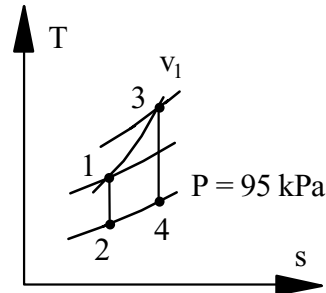
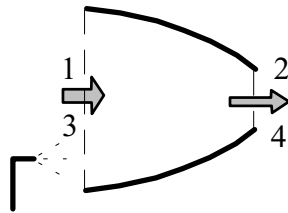
11.92

An afterburner in a jet engine adds fuel after the turbine thus raising the pressure and temperature due to the energy of combustion. Assume a standard condition of 800 K, 250 kPa after the turbine into the nozzle that exhausts at 95 kPa. Assume the afterburner adds 450 kJ/kg to that state with a rise in pressure for same specific volume, and neglect any upstream effects on the turbine. Find the nozzle exit velocity before and after the afterburner is turned on.

Solution:

Before afterburner is on: 1: 800 K; 250 kPa and 2: 95 kPa

After afterburner is on: 3: $v = v_1$ and 4: 95 kPa



Assume reversible adiabatic nozzle flow, then constant s from Eq.8.32

$$T_2 = T_1 (P_2/P_1)^{(k-1)/k} = 800 \times (95/250)^{0.2857} = 606.8 \text{ K}$$

Energy Eq.: $(1/2)V_2^2 = C_p(T_1 - T_2)$

$$V_2 = \sqrt{2 C_p(T_1 - T_2)} = \sqrt{2 \times 1004(800 - 606.8)} = \mathbf{622.8 \text{ m/s}}$$

Add the q_{AB} at assumed constant volume then energy equation gives

$$T_3 = T_1 + q_{AB}/C_v = 800 + 450/0.717 = 1427.6 \text{ K}$$

$$v_3 = v_1 \Rightarrow P_3 = P_1 (T_3/T_1) = 250 \times 1427.6/800 = 446.1 \text{ kPa}$$

Reversible adiabatic expansion, again from Eq.8.32

$$T_4 = T_3 (P_4/P_3)^{(k-1)/k} = 1427.6 \times (95/446.1)^{0.2857} = 917.7 \text{ K}$$

$$V_2 = \sqrt{2 C_p(T_3 - T_4)} = \sqrt{2 \times 1004(1427.6 - 917.7)} = \mathbf{1012 \text{ m/s}}$$

Otto Cycles

11.93

Air flows into a gasoline engine at 95 kPa, 300 K. The air is then compressed with a volumetric compression ratio of 8:1. In the combustion process 1300 kJ/kg of energy is released as the fuel burns. Find the temperature and pressure after combustion using cold air properties.

Solution:

Solve the problem with constant heat capacity.

Compression 1 to 2: $s_2 = s_1 \Rightarrow$ From Eq.8.33 and Eq.8.34

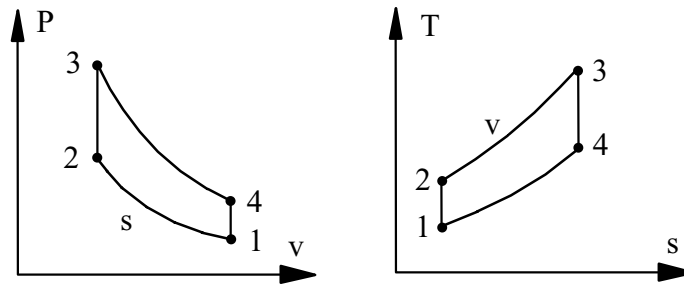
$$T_2 = T_1 (v_1/v_2)^{k-1} = 300 \times 8^{0.4} = 689.2 \text{ K}$$

$$P_2 = P_1 \times (v_1/v_2)^k = 95 \times 8^{1.4} = 1746 \text{ kPa}$$

Combustion 2 to 3 at constant volume: $u_3 = u_2 + q_H$

$$T_3 = T_2 + q_H/C_v = 689.2 + 1300/0.717 = \mathbf{2502 \text{ K}}$$

$$P_3 = P_2 \times (T_3/T_2) = 1746 (2502 / 689.2) = \mathbf{6338 \text{ kPa}}$$



11.94

A gasoline engine has a volumetric compression ratio of 9. The state before compression is 290 K, 90 kPa, and the peak cycle temperature is 1800 K. Find the pressure after expansion, the cycle net work and the cycle efficiency using properties from Table A.5.

Compression 1 to 2: $s_2 = s_1 \Rightarrow$ From Eq.8.33 and Eq.8.34

$$T_2 = T_1 (v_1/v_2)^{k-1} = 290 \times 9^{0.4} = 698.4 \text{ K}$$

$$P_2 = P_1 \times (v_1/v_2)^k = 90 \times 9^{1.4} = 1950.7 \text{ kPa}$$

Combustion 2 to 3 at constant volume: $v_3 = v_2$

$$q_H = u_3 - u_2 = C_v(T_3 - T_2) = 0.717 (1800 - 698.4) = 789.85 \text{ kJ/kg}$$

$$P_3 = P_2 \times (T_3/T_2) = 1950.7 (1800 / 698.4) = 5027.6 \text{ kPa}$$

Expansion 3 to 4: $s_4 = s_3 \Rightarrow$ From Eq.8.33 and Eq.8.34

$$T_4 = T_3 (v_3/v_4)^{k-1} = 1800 \times (1/9)^{0.4} = 747.4 \text{ K}$$

$$P_4 = P_3(T_4/T_3)(v_3/v_4) = 5027.6 (747.4/1800) (1/9) = \mathbf{232 \text{ kPa}}$$

Find now the net work

$${}_1w_2 = u_1 - u_2 = C_v(T_1 - T_2) = 0.717(290 - 698.4) = -292.8 \text{ kJ/kg}$$

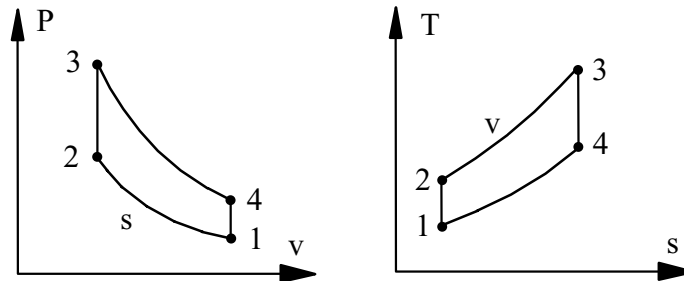
$${}_3w_4 = u_3 - u_4 = C_v(T_3 - T_4) = 0.717(1800 - 747.4) = 754.7 \text{ kJ/kg}$$

Net work and overall efficiency

$$w_{NET} = {}_3w_4 + {}_1w_2 = 754.7 - 292.8 = \mathbf{461.9 \text{ kJ/kg}}$$

$$\eta = w_{NET}/q_H = 461.9/789.85 = \mathbf{0.585}$$

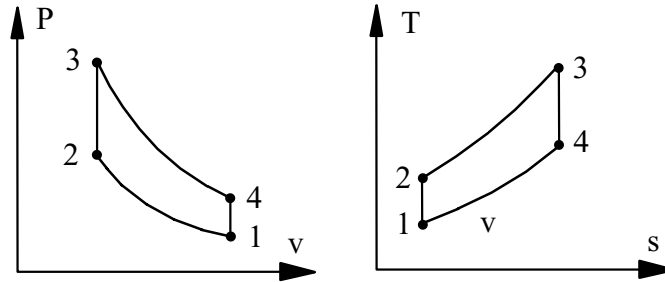
Comment: We could have found η from Eq.11.18 and then $w_{NET} = \eta q_H$.



11.95

To approximate an actual spark-ignition engine consider an air-standard Otto cycle that has a heat addition of 1800 kJ/kg of air, a compression ratio of 7, and a pressure and temperature at the beginning of the compression process of 90 kPa, 10°C. Assuming constant specific heat, with the value from Table A.5, determine the maximum pressure and temperature of the cycle, the thermal efficiency of the cycle and the mean effective pressure.

Solution:



Compression: Reversible and adiabatic so constant s from Eq.8.33-34

$$P_2 = P_1(v_1/v_2)^k = 90(7)^{1.4} = 1372 \text{ kPa}$$

$$T_2 = T_1(v_1/v_2)^{k-1} = 283.2 \times (7)^{0.4} = 616.6 \text{ K}$$

Combustion: constant volume

$$T_3 = T_2 + q_H/C_{V0} = 616.6 + 1800/0.717 = \mathbf{3127 \text{ K}}$$

$$P_3 = P_2 T_3/T_2 = 1372 \times 3127 / 616.6 = \mathbf{6958 \text{ kPa}}$$

Efficiency and net work

$$\eta_{TH} = 1 - T_1/T_2 = 1 - 283.2/616.5 = \mathbf{0.541}$$

$$w_{net} = \eta_{TH} \times q_H = 0.541 \times 1800 = 973.8 \text{ kJ/kg}$$

Displacement and P_{meff}

$$v_1 = RT_1/P_1 = (0.287 \times 283.2)/90 = 0.9029 \text{ m}^3/\text{kg}$$

$$v_2 = (1/7) v_1 = 0.1290 \text{ m}^3/\text{kg}$$

$$P_{meff} = \frac{w_{NET}}{v_1 - v_2} = \frac{973.8}{0.9029 - 0.129} = \mathbf{1258 \text{ kPa}}$$

11.96

A gasoline engine has a volumetric compression ratio of 8 and before compression has air at 280 K, 85 kPa. The combustion generates a peak pressure of 6500 kPa. Find the peak temperature, the energy added by the combustion process and the exhaust temperature.

Solution:

Solve the problem with cold air properties.

Compression. Isentropic so we use Eqs.8.33-8.34

$$P_2 = P_1(v_1/v_2)^k = 85(8)^{1.4} = 1562 \text{ kPa}$$

$$T_2 = T_1(v_1/v_2)^{k-1} = 280(8)^{0.4} = 643.3 \text{ K}$$

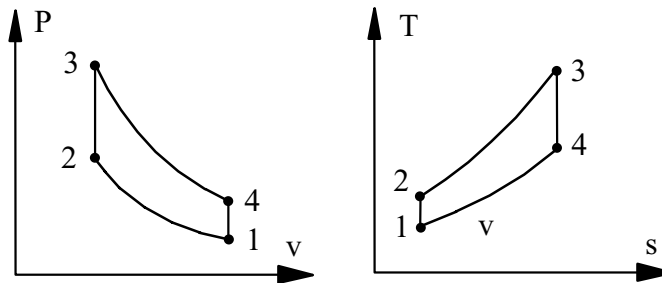
Combustion. Constant volume

$$T_3 = T_2 (P_3/P_2) = 643.3 \times 6500/1562 = \mathbf{2677 \text{ K}}$$

$$\begin{aligned} q_H &= u_3 - u_2 \approx C_v(T_3 - T_2) \\ &= 0.717 (2677 - 643.3) = \mathbf{1458 \text{ kJ/kg}} \end{aligned}$$

Exhaust. Isentropic expansion so from Eq.8.33

$$T_4 = T_3/8^{0.4} = 2677/2.2974 = \mathbf{1165 \text{ K}}$$



11.97

A gasoline engine has a volumetric compression ratio of 10 and before compression has air at 290 K, 85 kPa in the cylinder. The combustion peak pressure is 6000 kPa. Assume cold air properties. What is the highest temperature in the cycle? Find the temperature at the beginning of the exhaust (heat rejection) and the overall cycle efficiency.

Solution:

Compression. Isentropic so we use Eqs.8.33-8.34

$$P_2 = P_1(v_1/v_2)^k = 85 (10)^{1.4} = 2135.1 \text{ kPa}$$

$$T_2 = T_1(v_1/v_2)^{k-1} = 290 (10)^{0.4} = 728.45 \text{ K}$$

Combustion. Constant volume

$$T_3 = T_2 (P_3/P_2) = 728.45 \times 6000/2135.1 = \mathbf{2047 \text{ K}}$$

Exhaust. Isentropic expansion so from Eq.8.33

$$T_4 = T_3 / (v_1/v_2)^{k-1} = T_3 / 10^{0.4} = 2047 / 2.5119 = \mathbf{814.9 \text{ K}}$$

Overall cycle efficiency is from Eq.11.18, $r_v = v_1/v_2$

$$\eta = 1 - r_v^{1-k} = 1 - 10^{-0.4} = \mathbf{0.602}$$

Comment: No actual gasoline engine has an efficiency that high, maybe 35%.

11.98

A four stroke gasoline engine has a compression ratio of 10:1 with 4 cylinders of total displacement 2.3 L. the inlet state is 280 K, 70 kPa and the engine is running at 2100 RPM with the fuel adding 1800 kJ/kg in the combustion process. What is the net work in the cycle and how much power is produced?

solution:

Overall cycle efficiency is from Eq.11.18, $r_v = v_1/v_2$

$$\eta_{TH} = 1 - r_v^{1-k} = 1 - 10^{-0.4} = \mathbf{0.602}$$

$$w_{net} = \eta_{TH} \times q_H = 0.602 \times 1800 = 1083.6 \text{ kJ/kg}$$

We also need specific volume to evaluate Eqs.11.15 to 11.17

$$v_1 = RT_1 / P_1 = 0.287 \times 280 / 70 = 1.148 \text{ m}^3/\text{kg}$$

$$P_{meff} = \frac{w_{net}}{v_1 - v_2} = \frac{w_{net}}{v_1 (1 - \frac{1}{r_v})} = \frac{1083.6}{1.148 \times 0.9} = 1048.8 \text{ kPa}$$

Now we can find the power from Eq.11.17

$$\dot{W} = P_{meff} V_{displ} \frac{\text{RPM}}{60} \frac{1}{2} = 1048.8 \times 0.0023 \times \frac{2100}{60} \times \frac{1}{2} = \mathbf{42.2 \text{ kW}}$$

11.99

A gasoline engine takes air in at 290 K, 90 kPa and then compresses it. The combustion adds 1000 kJ/kg to the air after which the temperature is 2050 K. Use the cold air properties (i.e. constant heat capacities at 300 K) and find the compression ratio, the compression specific work and the highest pressure in the cycle.

Solution:

Standard Otto Cycle

Combustion process: $T_3 = 2050$ K; $u_2 = u_3 - q_H$

$$T_2 = T_3 - q_H / C_{v0} = 2050 - 1000 / 0.717 = 655.3 \text{ K}$$

Compression process

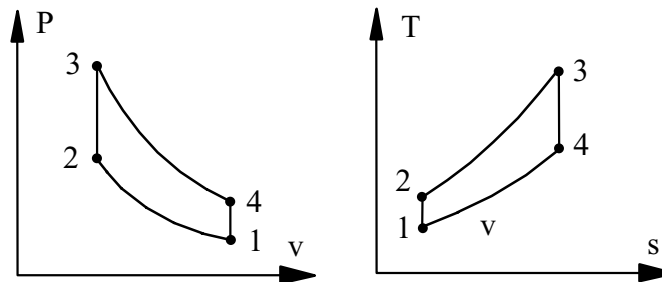
$$P_2 = P_1(T_2 / T_1)^{k/(k-1)} = 90(655.3/290)^{3.5} = 1561 \text{ kPa}$$

$$CR = v_1 / v_2 = (T_2 / T_1)^{1/(k-1)} = (655.3 / 290)^{2.5} = 7.67$$

$$-{}_1w_2 = u_2 - u_1 = C_{v0}(T_2 - T_1) = 0.717(655.3 - 290) = 262 \text{ kJ / kg}$$

Highest pressure is after the combustion

$$P_3 = P_2 T_3 / T_2 = 1561 \times 2050 / 655.3 = 4883 \text{ kPa}$$



11.100

Answer the same three questions for the previous problem, but use variable heat capacities (use table A.7).

A gasoline engine takes air in at 290 K, 90 kPa and then compresses it. The combustion adds 1000 kJ/kg to the air after which the temperature is 2050 K. Use the cold air properties (i.e. constant heat capacities at 300 K) and find the compression ratio, the compression specific work and the highest pressure in the cycle.

Solution:

Standard Otto cycle, solve using Table A.7.1

Combustion process: $T_3 = 2050 \text{ K}$; $u_3 = 1725.7 \text{ kJ/kg}$

$$u_2 = u_3 - q_H = 1725.7 - 1000 = 725.7 \text{ kJ/kg}$$

$$\Rightarrow T_2 = 960.5 \text{ K} ; \quad s_{T_2}^0 = 8.0889 \text{ kJ/kg K}$$

Compression 1 to 2: $s_2 = s_1 \Rightarrow$ From Eq.8.28

$$\begin{aligned} 0 &= s_{T_2}^0 - s_{T_1}^0 - R \ln(P_2/P_1) = s_{T_2}^0 - s_{T_1}^0 - R \ln(T_2 v_1 / T_1 v_2) \\ &= 8.0889 - 6.8352 - 0.287 \ln(960.5/290) - 0.287 \ln(v_1/v_2) \end{aligned}$$

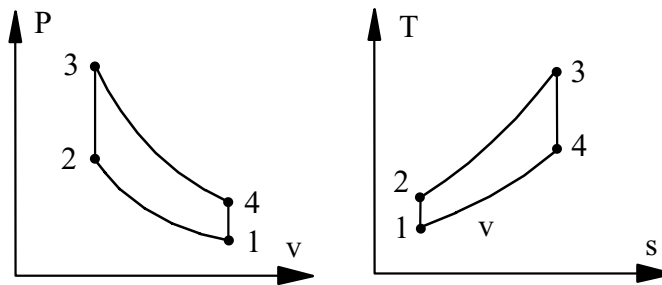
$$\text{Solving } \Rightarrow v_1 / v_2 = \mathbf{23.78}$$

Comment: This is much too high for an actual Otto cycle.

$$-{}_1w_2 = u_2 - u_1 = 725.7 - 207.2 = \mathbf{518.5 \text{ kJ/kg}}$$

Highest pressure is after combustion

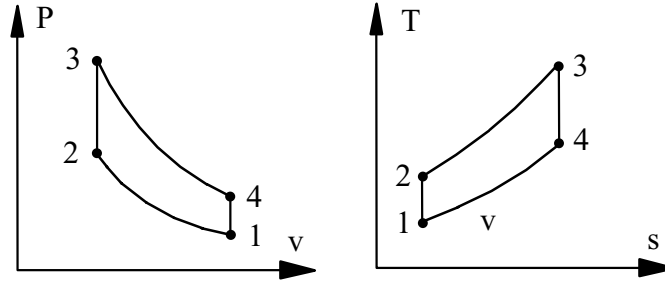
$$\begin{aligned} P_3 &= P_2 T_3 / T_2 = P_1 (T_3 / T_1) (v_1 / v_3) \\ &= 90 \times (2050 / 290) \times 23.78 = \mathbf{15\ 129 \text{ kPa}} \end{aligned}$$



11.101

When methanol produced from coal is considered as an alternative fuel to gasoline for automotive engines, it is recognized that the engine can be designed with a higher compression ratio, say 10 instead of 7, but that the energy release with combustion for a stoichiometric mixture with air is slightly smaller, about 1700 kJ/kg. Repeat Problem 11.95 using these values.

Solution:



Compression: Reversible and adiabatic so constant s from Eq.8.33-34

$$P_2 = P_1(v_1/v_2)^k = 90(10)^{1.4} = 2260.7 \text{ kPa}$$

$$T_2 = T_1(v_1/v_2)^{k-1} = 283.15(10)^{0.4} = 711.2 \text{ K}$$

Combustion: constant volume

$$T_3 = T_2 + q_H / C_{vo} = 711.2 + 1700 / 0.717 = \mathbf{3082 \text{ K}}$$

$$P_3 = P_2(T_3 / T_2) = 2260.7 \times 3082 / 711.2 = \mathbf{9797 \text{ kPa}}$$

Efficiency, net work, displacement and P_{meff}

$$\eta_{\text{TH}} = 1 - T_1/T_2 = 1 - 283.15/711.2 = \mathbf{0.602}$$

$$w_{\text{net}} = \eta_{\text{TH}} \times q_H = 0.6 \times 1700 = 1023.4 \text{ kJ/kg}$$

$$v_1 = RT_1/P_1 = 0.287 \times 283.15 / 90 = 0.9029 \text{ m}^3/\text{kg},$$

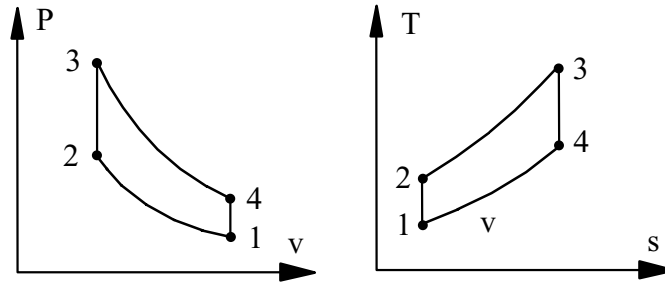
$$v_2 = v_1/10 = 0.0903 \text{ m}^3/\text{kg}$$

$$P_{\text{meff}} = \frac{w_{\text{net}}}{v_1 - v_2} = 1023.4 / (0.9029 - 0.0903) = \mathbf{1255 \text{ kPa}}$$

11.102

A gasoline engine receives air at 10 C, 100 kPa, having a compression ratio of 9:1 by volume. The heat addition by combustion gives the highest temperature as 2500 K. use cold air properties to find the highest cycle pressure, the specific energy added by combustion, and the mean effective pressure.

Solution:



Compression: Reversible and adiabatic so constant s from Eq.8.33-34

$$P_2 = P_1(v_1/v_2)^k = 100 (9)^{1.4} = 2167.4 \text{ kPa}$$

$$T_2 = T_1(v_1/v_2)^{k-1} = 283.15 (9)^{0.4} = 681.89 \text{ K}$$

Combustion: constant volume

$$P_3 = P_2(T_3 / T_2) = 2167.4 \times 2500 / 681.89 = \mathbf{7946.3 \text{ kPa}}$$

$$q_H = u_3 - u_2 = C_{vo}(T_3 - T_2) = 0.717 (2500 - 681.89) = \mathbf{1303.6 \text{ kJ/kg}}$$

Efficiency, net work, displacement and P_{meff}

$$\eta_{\text{TH}} = 1 - T_1/T_2 = 1 - 283.15/681.89 = \mathbf{0.5847}$$

$$W_{\text{net}} = \eta_{\text{TH}} \times q_H = 0.5847 \times 1303.6 = 762.29 \text{ kJ/kg}$$

$$v_1 = RT_1/P_1 = 0.287 \times 283.15 / 100 = 0.81264 \text{ m}^3/\text{kg},$$

$$v_2 = v_1/10 = 0.081264 \text{ m}^3/\text{kg}$$

$$P_{\text{meff}} = \frac{W_{\text{net}}}{v_1 - v_2} = \frac{762.29}{0.81264 - 0.081264} = \mathbf{1055 \text{ kPa}}$$

11.103

Repeat Problem 11.95, but assume variable specific heat. The ideal gas air tables, Table A.7, are recommended for this calculation (and the specific heat from Fig. 5.10 at high temperature).

Solution:

Table A.7 is used with interpolation.

$$T_1 = 283.2 \text{ K}, \quad u_1 = 202.3 \text{ kJ/kg}, \quad s_{T1}^{\circ} = 6.8113 \text{ kJ/kg K}$$

Compression 1 to 2: $s_2 = s_1 \Rightarrow$ From Eq.8.28

$$0 = s_{T2}^{\circ} - s_{T1}^{\circ} - R \ln(P_2/P_1) = s_{T2}^{\circ} - s_{T1}^{\circ} - R \ln(T_2 v_1 / T_1 v_2)$$

$$s_{T2}^{\circ} - R \ln(T_2/T_1) = s_{T1}^{\circ} + R \ln(v_1/v_2) = 6.8113 + 0.287 \ln 7 = 7.3698$$

This becomes trial and error so estimate first at 600 K and use A.7.1.

$$\text{LHS}_{600} = 7.5764 - 0.287 \ln(600/283.2) = 7.3609 \text{ (too low)}$$

$$\text{LHS}_{620} = 7.6109 - 0.287 \ln(620/283.2) = 7.3860 \text{ (too high)}$$

$$\text{Interpolate to get: } T_2 = 607.1 \text{ K}, \quad u_2 = 440.5 \text{ kJ/kg}$$

$$\Rightarrow -{}_1w_2 = u_2 - u_1 = 238.2 \text{ kJ/kg},$$

$$u_3 = 440.5 + 1800 = 2240.5 \Rightarrow T_3 = \mathbf{2575.8 \text{ K}}, \quad s_{T3}^{\circ} = 9.2859 \text{ kJ/kgK}$$

$$P_3 = 90 \times 7 \times 2575.8 / 283.2 = \mathbf{5730 \text{ kPa}}$$

Expansion 3 to 4: $s_4 = s_3 \Rightarrow$ From Eq.8.28 as before

$$s_{T4}^{\circ} - R \ln(T_4/T_3) = s_{T3}^{\circ} + R \ln(v_3/v_4) = 9.2859 + 0.287 \ln(1/7) = 8.7274$$

This becomes trial and error so estimate first at 1400 K and use A.7.1.

$$\text{LHS}_{1400} = 8.5289 - 0.287 \ln(1400/2575.8) = 8.7039 \text{ (too low)}$$

$$\text{LHS}_{1450} = 8.5711 - 0.287 \ln(1450/2575.8) = 8.7360 \text{ (too high)}$$

$$\text{Interpolation } \Rightarrow T_4 = 1436.6 \text{ K}, \quad u_4 = 1146.9 \text{ kJ/kg}$$

$${}_3w_4 = u_3 - u_4 = 2240.5 - 1146.9 = 1093.6 \text{ kJ/kg}$$

Net work, efficiency and mep

$$\rightarrow w_{\text{net}} = {}_3w_4 + {}_1w_2 = 1093.6 - 238.2 = 855.4 \text{ kJ/kg}$$

$$\eta_{\text{TH}} = w_{\text{net}} / q_{\text{H}} = 855.4 / 1800 = \mathbf{0.475}$$

$$v_1 = RT_1/P_1 = (0.287 \times 283.2)/90 = 0.9029 \text{ m}^3/\text{kg}$$

$$v_2 = (1/7) v_1 = 0.1290 \text{ m}^3/\text{kg}$$

$$P_{\text{meff}} = \frac{w_{\text{net}}}{v_1 - v_2} = 855.4 / (0.9029 - 0.129) = \mathbf{1105 \text{ kPa}}$$

11.104

It is found experimentally that the power stroke expansion in an internal combustion engine can be approximated with a polytropic process with a value of the polytropic exponent n somewhat larger than the specific heat ratio k . Repeat Problem 11.95 but assume that the expansion process is reversible and polytropic (instead of the isentropic expansion in the Otto cycle) with n equal to 1.50.

See solution to 11.95 except for process 3 to 4.

$$T_3 = 3127 \text{ K}, \quad P_3 = 6.958 \text{ MPa}$$

$$v_3 = RT_3/P_3 = v_2 = 0.129 \text{ m}^3/\text{kg}, \quad v_4 = v_1 = 0.9029 \text{ m}^3/\text{kg}$$

Process: $Pv^{1.5} = \text{constant}$.

$$P_4 = P_3(v_3/v_4)^{1.5} = 6958 (1/7)^{1.5} = 375.7 \text{ kPa}$$

$$T_4 = T_3(v_3/v_4)^{0.5} = 3127(1/7)^{0.5} = 1181.9 \text{ K}$$

$${}_1w_2 = \int Pdv = \frac{R}{1-1.4}(T_2 - T_1) = \frac{0.287}{-0.4}(606.6 - 283.15) = -239.3 \text{ kJ/kg}$$

$${}_3w_4 = \int Pdv = R(T_4 - T_3)/(1 - 1.5)$$

$$= -0.287(1181.9 - 3127)/0.5 = 1116.5 \text{ kJ/kg}$$

$$w_{\text{NET}} = 1116.5 - 239.3 = 877.2 \text{ kJ/kg}$$

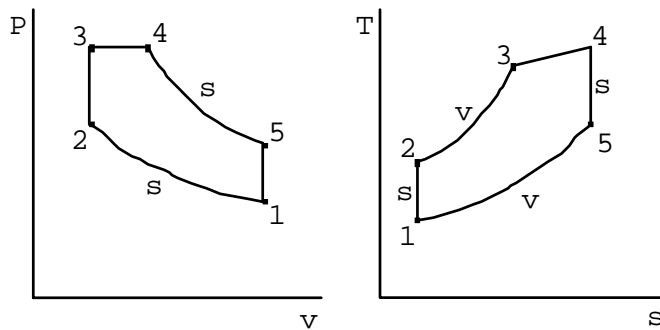
$$\eta_{\text{CYCLE}} = w_{\text{NET}}/q_{\text{H}} = 877.2/1800 = \mathbf{0.487}$$

$$P_{\text{meff}} = \frac{w_{\text{net}}}{v_1 - v_2} = 877.2/(0.9029 - 0.129) = \mathbf{1133 \text{ kPa}}$$

Note a smaller w_{NET} , η_{CYCLE} , P_{meff} compared to an ideal cycle.

11.105

In the Otto cycle all the heat transfer q_H occurs at constant volume. It is more realistic to assume that part of q_H occurs after the piston has started its downward motion in the expansion stroke. Therefore, consider a cycle identical to the Otto cycle, except that the first two-thirds of the total q_H occurs at constant volume and the last one-third occurs at constant pressure. Assume that the total q_H is 2100 kJ/kg, that the state at the beginning of the compression process is 90 kPa, 20°C, and that the compression ratio is 9. Calculate the maximum pressure and temperature and the thermal efficiency of this cycle. Compare the results with those of a conventional Otto cycle having the same given variables.



$$P_1 = 90 \text{ kPa}, T_1 = 20^\circ\text{C}$$

$$r_V = v_1/v_2 = 7$$

$$\begin{aligned} \text{a) } q_{23} &= (2/3) \times 2100 \\ &= 1400 \text{ kJ/kg;} \end{aligned}$$

$$q_{34} = 2100/3 = 700 \text{ kJ/kg}$$

$$\begin{aligned} \text{b) } P_2 &= P_1(v_1/v_2)^k = 90(9)^{1.4} = 1951 \text{ kPa} \\ T_2 &= T_1(v_1/v_2)^{k-1} = 293.15(9)^{0.4} = 706 \text{ K} \\ T_3 &= T_2 + q_{23}/C_{V0} = 706 + 1400/0.717 = \mathbf{2660 \text{ K}} \\ P_3 &= P_2 T_3/T_2 = 1951(2660/706) = \mathbf{7350.8 \text{ kPa}} = P_4 \\ T_4 &= T_3 + q_{34}/C_{P0} = 2660 + 700/1.004 = 3357 \text{ K} \\ \frac{v_5}{v_4} &= \frac{v_1}{v_4} = \frac{P_4}{P_1} \times \frac{T_1}{T_4} = \frac{7350.8}{90} \times \frac{293.15}{3357} = 7.131 \\ T_5 &= T_4(v_4/v_5)^{k-1} = 3357(1/7.131)^{0.4} = 1530 \text{ K} \\ q_L &= C_{V0}(T_5 - T_1) = 0.717(1530 - 293.15) = 886.2 \text{ kJ/kg} \\ \eta_{\text{TH}} &= 1 - q_L/q_H = 1 - 886.2/2100 = \mathbf{0.578} \\ \text{Std. Otto Cycle: } \eta_{\text{TH}} &= 1 - (9)^{-0.4} = \mathbf{0.585}, \text{ small difference} \end{aligned}$$

Diesel Cycles

11.106

A diesel engine has a state before compression of 95 kPa, 290 K, and a peak pressure of 6000 kPa, a maximum temperature of 2400 K. Find the volumetric compression ratio and the thermal efficiency.

Solution:

Standard Diesel cycle and we will use cold air properties.

Compression process (isentropic) from Eqs.8.32-8.34:

$$(P_2/P_1) = (v_1/v_2)^k = CR^{1.4}$$

$$CR = v_1/v_2 = (P_2/P_1)^{1/k} = (6000/95)^{1/1.4} = \mathbf{19.32}$$

$$T_2 = T_1(P_2/P_1)^{k-1/k} = 290 \times (6000/95)^{0.2857} = 947.9 \text{ K}$$

Combustion and expansion volumes

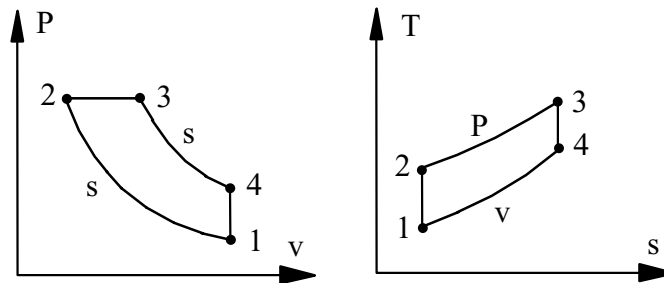
$$v_3 = v_2 \times T_3/T_2 = v_1 T_3/(T_2 \times CR); \quad v_4 = v_1$$

Expansion process, isentropic from Eq.8.32

$$\begin{aligned} T_4 &= T_3 (v_3/v_4)^{k-1} = T_3 [T_3/(CR \times T_2)]^{k-1} \\ &= 2400 \times [2400/(19.32 \times 947.9)]^{0.4} = 1064.6 \text{ K} \end{aligned}$$

Efficiency from Eq.11.7

$$\eta = 1 - \frac{1}{k} \frac{T_4 - T_1}{T_3 - T_2} = 1 - \frac{1}{1.4} \frac{1064.6 - 290}{2400 - 947.9} = \mathbf{0.619}$$



11.107

A diesel engine has a bore of 0.1 m, a stroke of 0.11 m and a compression ratio of 19:1 running at 2000 RPM (revolutions per minute). Each cycle takes two revolutions and has a mean effective pressure of 1400 kPa. With a total of 6 cylinders find the engine power in kW and horsepower, hp.

Solution:

Work from mean effective pressure, Eq.11.15.

$$P_{\text{meff}} = \frac{W_{\text{net}}}{V_{\text{max}} - V_{\text{min}}} \Rightarrow W_{\text{net}} = P_{\text{meff}} (V_{\text{max}} - V_{\text{min}})$$

The displacement is

$$\Delta V = \pi \text{Bore}^2 \times 0.25 \times S = \pi \times 0.1^2 \times 0.25 \times 0.11 = 0.000864 \text{ m}^3$$

Work per cylinder per power stroke, Eq.11.16

$$W = P_{\text{meff}} (V_{\text{max}} - V_{\text{min}}) = 1400 \times 0.000864 \text{ kPa m}^3 = 1.2096 \text{ kJ/cycle}$$

Only every second revolution has a power stroke so we can find the power, see also Eq.11.17

$$\begin{aligned} \dot{W} &= W \times N_{\text{cyl}} \times \text{RPM} \times 0.5 \text{ (cycles / min)} \times (\text{min} / 60 \text{ s}) \times (\text{kJ} / \text{cycle}) \\ &= 1.2096 \times 6 \times 2000 \times 0.5 \times (1/60) = \mathbf{121 \text{ kW} = 162 \text{ hp}} \end{aligned}$$

The conversion factor from kW to hp is from Table A.1 under power.

11.108

A diesel engine has a compression ratio of 20:1 with an inlet of 95 kPa, 290 K, state 1, with volume 0.5 L. The maximum cycle temperature is 1800 K. Find the maximum pressure, the net specific work and the thermal efficiency.

Solution:

Compression process (isentropic) from Eqs.8.33-34

$$T_2 = T_1(v_1 / v_2)^{k-1} = 290 \times 20^{0.4} = 961 \text{ K}$$

$$P_2 = 95 \times (20)^{1.4} = 6297.5 \text{ kPa}; \quad v_2 = v_1/20 = RT_1/(20 P_1) = 0.043805$$

$${}_1w_2 = u_2 - u_1 \approx C_{v0}(T_2 - T_1) = 0.717(961 - 290) = 481.1 \text{ kJ/kg}$$

Combustion at constant P which is the maximum pressure

$$P_3 = P_2 = \mathbf{6298 \text{ kPa}}; \quad v_3 = v_2 T_3 / T_2 = 0.043805 \times 1800 / 961 = 0.08205$$

$${}_2w_3 = P(v_3 - v_2) = 6298 \times (0.08215 - 0.043805) = 241.5 \text{ kJ/kg}$$

$${}_2q_3 = u_3 - u_2 + {}_2w_3 = h_3 - h_2 = C_{p0}(T_3 - T_2) = 1.004(1800 - 961) = 842.4$$

Expansion process (isentropic) from Eq.8.33

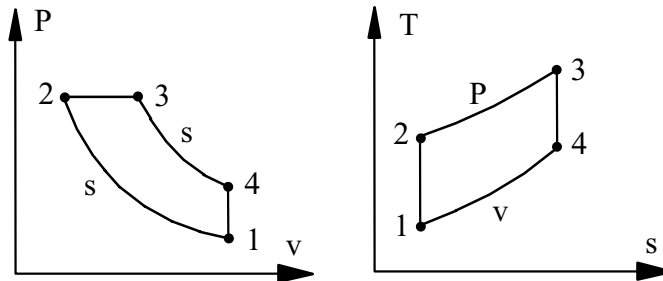
$$T_4 = T_3(v_3 / v_4)^{0.4} = 1800(0.08205 / 0.8761)^{0.4} = 698 \text{ K}$$

$${}_3w_4 = u_3 - u_4 \approx C_{v0}(T_3 - T_4) = 0.717(1800 - 698) = 790.1 \text{ kJ/kg}$$

Cycle net work and efficiency

$$w_{\text{net}} = {}_2w_3 + {}_3w_4 + {}_1w_2 = 241.5 + 790.1 - 481.1 = \mathbf{550.5 \text{ kJ/kg}}$$

$$\eta = w_{\text{net}} / q_H = 550.5 / 842.4 = \mathbf{0.653}$$



11.109

At the beginning of compression in a diesel cycle $T = 300$ K, $P = 200$ kPa and after combustion (heat addition) is complete $T = 1500$ K and $P = 7.0$ MPa. Find the compression ratio, the thermal efficiency and the mean effective pressure.

Solution:

Standard Diesel cycle. See P-v and T-s diagrams for state numbers.

Compression process (isentropic) from Eqs.8.33-8.34

$$P_2 = P_3 = 7000 \text{ kPa} \Rightarrow v_1 / v_2 = (P_2/P_1)^{1/k} = (7000 / 200)^{0.7143} = \mathbf{12.67}$$

$$T_2 = T_1(P_2 / P_1)^{(k-1)/k} = 300(7000 / 200)^{0.2857} = 828.4 \text{ K}$$

Expansion process (isentropic) first get the volume ratios

$$v_3 / v_2 = T_3 / T_2 = 1500 / 828.4 = 1.81$$

$$v_4 / v_3 = v_1 / v_3 = (v_1 / v_2)(v_2 / v_3) = 12.67 / 1.81 = 7$$

The exhaust temperature follows from Eq.8.33

$$T_4 = T_3(v_3 / v_4)^{k-1} = (1500 / 7)^{0.4} = 688.7 \text{ K}$$

$$q_L = C_{vo}(T_4 - T_1) = 0.717(688.7 - 300) = 278.5 \text{ kJ/kg}$$

$$q_H = h_3 - h_2 \approx C_{po}(T_3 - T_2) = 1.004(1500 - 828.4) = 674 \text{ kJ/kg}$$

Overall performance

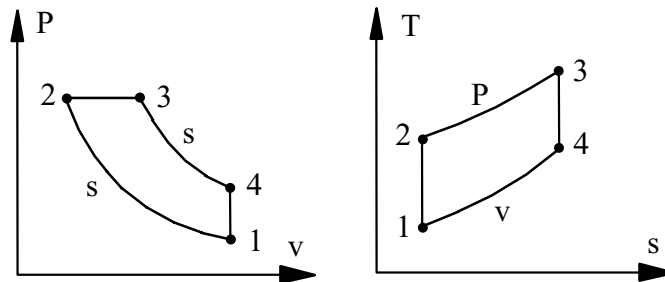
$$\eta = 1 - q_L / q_H = 1 - 278.5 / 674 = \mathbf{0.587}$$

$$w_{\text{net}} = q_{\text{net}} = q_H - q_L = 674 - 278.5 = 395.5 \text{ kJ/kg}$$

$$v_{\text{max}} = v_1 = R T_1 / P_1 = 0.287 \times 300 / 200 = 0.4305 \text{ m}^3/\text{kg}$$

$$v_{\text{min}} = v_{\text{max}} / (v_1 / v_2) = 0.4305 / 12.67 = 0.034 \text{ m}^3/\text{kg}$$

$$P_{\text{meff}} = \frac{w_{\text{net}}}{v_{\text{max}} - v_{\text{min}}} = 395.5 / (0.4305 - 0.034) = \mathbf{997 \text{ kPa}}$$



Remark: This is a too low compression ratio for a practical diesel cycle.

11.110

Do problem 11.106, but use the properties from A.7 and not the cold air properties.

A diesel engine has a state before compression of 95 kPa, 290 K, and a peak pressure of 6000 kPa, a maximum temperature of 2400 K. Find the volumetric compression ratio and the thermal efficiency.

Solution:

Compression: $s_2 = s_1 \Rightarrow$ from Eq.8.28

$$s_{T2}^{\circ} = s_{T1}^{\circ} + R \ln(P_2 / P_1) = 6.8352 + 0.287 \ln(6000/95) = 8.025 \text{ kJ/kg K}$$

$$\text{A.7.1} \Rightarrow T_2 = 907.6 \text{ K}; h_2 = 941.16;$$

$$h_3 = 2755.8 \text{ kJ/kg}; s_{T3}^{\circ} = 9.19586 \text{ kJ/kg K}$$

$$q_H = h_3 - h_2 = 2755.8 - 941.16 = 1814.2 \text{ kJ/kg}$$

$$\text{CR} = v_1/v_2 = (T_1/T_2)(P_2/P_1) = (290/907.6) \times (6000/95) = 20.18$$

Expansion process

$$s_{T4}^{\circ} = s_{T3}^{\circ} + R \ln(P_4 / P_3) = s_{T3}^{\circ} + R \ln(T_4 / T_3) + R \ln(v_3/v_4)$$

$$\begin{aligned} v_3/v_4 = v_3/v_1 = (v_2/v_1) \times (T_3/T_2) &= (T_3/T_2) (1/\text{CR}) \\ &= (2400/907.6) (1/20.18) = 0.13104 \end{aligned}$$

$$s_{T4}^{\circ} - R \ln(T_4 / T_3) = s_{T3}^{\circ} + R \ln(v_3/v_4) = 9.1958 + 0.287 \ln 0.13104 = 8.61254$$

Trial and error on T_4 since it appears both in s_{T4}° and the \ln function

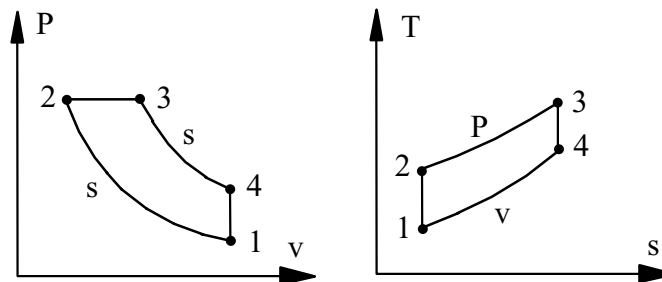
$$T_4 = 1300 \quad \text{LHS} = 8.4405 - 0.287 \ln (1300/2400) = 8.616$$

$$T_4 = 1250 \quad \text{LHS} = 8.3940 - 0.287 \ln (1250/2400) = 8.5812$$

Now Linear interpolation $T_4 = 1295 \text{ K}$, $u_4 = 1018.26 \text{ kJ/kg}$

$$q_L = u_4 - u_1 = 1018.26 - 207.19 = 811.08 \text{ kJ/kg}$$

$$\eta = 1 - (q_L / q_H) = 1 - (811.08/1814.2) = \mathbf{0.553}$$



11.111

A diesel engine has air before compression at 280 K, 85 kPa. The highest temperature is 2200 K and the highest pressure is 6 MPa. Find the volumetric compression ratio and the mean effective pressure using cold air properties at 300 K.

Solution:

$$\text{Compression } (P_2/P_1) = (v_1/v_2)^k = CR^k$$

$$CR = v_1/v_2 = (P_2/P_1)^{1/k} = (6000/85)^{1/1.4} = \mathbf{20.92}$$

$$T_2 = T_1(P_2/P_1)^{k-1/k} = 280 \times (6000/85)^{0.2857} = 944.8 \text{ K}$$

Combustion. Highest temperature is after combustion.

$$q_H = h_3 - h_2 = C_p(T_3 - T_2) = 1.004(2200 - 944.8) = 1260.2 \text{ kJ/kg}$$

Expansion

$$T_4 = T_3 (v_3/v_4)^{k-1} = T_3 [T_3 / (CR \times T_2)]^{k-1}$$

$$= 2200 \times (2200/20.92 \times 944.8)^{0.4} = 914.2 \text{ K}$$

$$q_L = u_4 - u_1 = C_v(T_4 - T_1) = 0.717(914.2 - 280) = 454.7 \text{ kJ/kg}$$

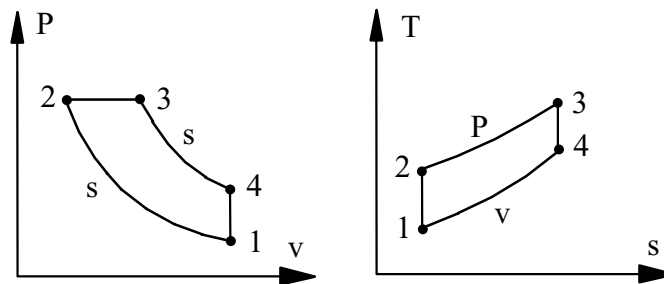
$$v_1 = RT_1/P_1 = 0.287 \times 280/85 = 0.9454 \text{ m}^3/\text{kg}$$

Displacement and mep from net work

$$v_1 - v_2 = v_1 - v_1/CR = v_1[1 - (1/CR)] = 0.9002 \text{ m}^3/\text{kg}$$

$$P_{\text{meff}} = w_{\text{net}}/(v_1 - v_2) = (q_H - q_L)/(v_1 - v_2)$$

$$= (1260.2 - 454.7)/0.9002 = \mathbf{894.8 \text{ kPa}}$$



11.112

Consider an ideal air-standard diesel cycle in which the state before the compression process is 95 kPa, 290 K, and the compression ratio is 20. Find the maximum temperature (by iteration) in the cycle to have a thermal efficiency of 60%?

Solution:

Diesel cycle: $P_1 = 95 \text{ kPa}$, $T_1 = 290 \text{ K}$, $v_1/v_2 = 20$, $\eta_{\text{TH}} = 0.6$

Since the efficiency depends on T_3 and T_4 , which are connected through the expansion process in a nonlinear manner we have an iterative problem.

$$T_2 = T_1(v_1/v_2)^{k-1} = 290(20)^{0.4} = 961.2 \text{ K}$$

$$v_1 = 0.287 \times 290/95 = 0.876 \text{ m}^3/\text{kg} = v_4,$$

$$v_2 = v_1/\text{CR} = 0.876 / 20 = 0.0438 \text{ m}^3/\text{kg}$$

$$v_3 = v_2(T_3/T_2) = 0.0438 (T_3/961.2) = 0.0000456 T_3$$

$$T_3 = T_4 (v_4/v_3)^{k-1} = \left(\frac{0.876}{0.0000456 T_3} \right)^{0.4} \Rightarrow T_4 = 0.019345 T_3^{1.4}$$

Now substitute this into the formula for the efficiency

$$\eta_{\text{TH}} = 0.60 = 1 - \frac{T_4 - T_1}{k(T_3 - T_2)} = 1 - \frac{0.019345 \times T_3^{1.4} - 290}{1.4(T_3 - 961.2)}$$

$$\Rightarrow 0.019345 \times T_3^{1.4} - 0.56 \times T_3 + 248.272 = 0$$

Trial and error on this non-linear equation in T_3

3050 K: LHS = +1.06

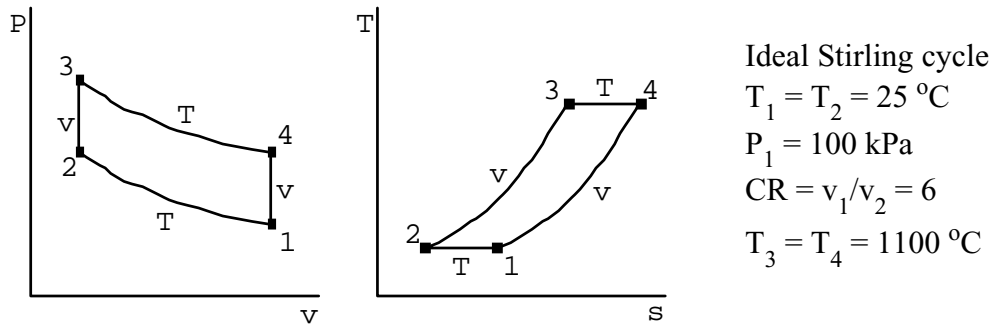
3040 K: LHS = -0.036,

Linear interpolation $T_3 = \mathbf{3040 \text{ K}}$

Stirling-cycle engine

11.113

Consider an ideal Stirling-cycle engine in which the state at the beginning of the isothermal compression process is 100 kPa, 25°C, the compression ratio is 6, and the maximum temperature in the cycle is 1100°C. Calculate the maximum cycle pressure and the thermal efficiency of the cycle with and without regenerators.



Isothermal compression (heat goes out)

$$T_1 = T_2 \Rightarrow P_2 = P_1(v_1/v_2) = 100 \times 6 = 600\text{ kPa}$$

$${}_1w_2 = {}_1q_2 = -RT_1 \ln(v_1/v_2) = -0.287 \times 298.2 \ln(6) = -153.3\text{ kJ/kg}$$

Constant volume heat addition

$$V_2 = V_3 \Rightarrow P_3 = P_2 T_3/T_2 = 600 \times 1373.2/298.2 = \mathbf{2763\text{ kPa}}$$

$$q_{23} = u_3 - u_2 = C_{v_o}(T_3 - T_2) = 0.717(1100 - 25) = 770.8\text{ kJ/kg}$$

Isothermal expansion (heat comes in)

$$w_{34} = q_{34} = RT_3 \ln(v_4/v_3) = 0.287 \times 1373.2 \times \ln 6 = 706.1\text{ kJ/kg}$$

$$w_{\text{net}} = 706.1 - 153.3 = 552.8\text{ kJ/kg}$$

Efficiency without regenerator, (q_{23} and q_{34} are coming in from source)

$$\eta_{\text{NO REGEN}} = \frac{w_{\text{net}}}{q_{23} + q_{34}} = \frac{552.8}{770.8 + 706.1} = \mathbf{0.374},$$

Efficiency with regenerator, (Now only q_{34} is coming in from source)

$$\eta_{\text{WITH REGEN}} = \frac{w_{\text{net}}}{q_{34}} = \frac{552.8}{706.1} = \mathbf{0.783}$$

11.114

An air-standard Stirling cycle uses helium as the working fluid. The isothermal compression brings helium from 100 kPa, 37°C to 600 kPa. The expansion takes place at 1200 K and there is no regenerator. Find the work and heat transfer in all of the 4 processes per kg helium and the thermal cycle efficiency.

Helium table A.5: $R = 2.077$ kJ/kg K, $C_{vo} = 3.1156$ kJ/kg K

Compression/expansion: $v_4 / v_3 = v_1 / v_2 = P_2 / P_1 = 600 / 100 = 6$

$$1 \rightarrow 2 \quad -{}_1w_2 = -q_{12} = \int P \, dv = R T_1 \ln(v_1 / v_2) = RT_1 \ln(P_2 / P_1) \\ = 2.077 \times 310 \times \ln 6 = \mathbf{1153.7 \text{ kJ/kg}}$$

$$2 \rightarrow 3: \quad {}_2w_3 = \mathbf{0}; \quad q_{23} = C_{vo}(T_3 - T_2) = 3.1156(1200 - 310) = \mathbf{2773 \text{ kJ/kg}}$$

$$3 \rightarrow 4: \quad {}_3w_4 = q_{34} = R T_3 \ln \frac{v_4}{v_3} = 2.077 \times 1200 \ln 6 = \mathbf{4465.8 \text{ kJ/kg}}$$

$$4 \rightarrow 1 \quad {}_4w_1 = \mathbf{0}; \quad q_{41} = C_{vo}(T_4 - T_1) = \mathbf{-2773 \text{ kJ/kg}}$$

$$\eta_{\text{cycle}} = \frac{{}_1w_2 + {}_3w_4}{q_{23} + q_{34}} = \frac{-1153.7 + 4465.8}{2773 + 4465.8} = \mathbf{0.458}$$

11.115

Consider an ideal air-standard Stirling cycle with an ideal regenerator. The minimum pressure and temperature in the cycle are 100 kPa, 25°C, the compression ratio is 10, and the maximum temperature in the cycle is 1000°C. Analyze each of the four processes in this cycle for work and heat transfer, and determine the overall performance of the engine.

Ideal Stirling cycle diagram as in Fig. 11.31, with

$$P_1 = 100 \text{ kPa}, \quad T_1 = T_2 = 25^\circ\text{C}, \quad v_1/v_2 = 10, \quad T_3 = T_4 = 1000^\circ\text{C}$$

$$\begin{aligned} \text{From 1-2 at const T: } \quad {}_1w_2 = {}_1q_2 &= T_1(s_2 - s_1) \\ &= -RT_1 \ln(v_1/v_2) = -0.287 \times 298.2 \times \ln(10) = -197.1 \text{ kJ/kg} \end{aligned}$$

$$\text{From 2-3 at const V: } \quad {}_2w_3 = \mathbf{0}$$

$$q_{23} = C_{V0}(T_3 - T_2) = 0.717 (1000 - 25) = \mathbf{699 \text{ kJ/kg}}$$

$$\begin{aligned} \text{From 3-4 at const T: } \quad {}_3w_4 = {}_3q_4 &= T_3(s_4 - s_3) \\ &= +RT_3 \times \ln \frac{v_4}{v_3} = 0.287 \times 1273.2 \times \ln(10) = \mathbf{841.4 \text{ kJ/kg}} \end{aligned}$$

$$\text{From 4-1 at const V; } \quad {}_4w_1 = \mathbf{0}$$

$$q_{41} = C_{V0}(T_1 - T_4) = 0.717 (25 - 1000) = \mathbf{-699 \text{ kJ/kg}}$$

$$w_{\text{NET}} = -197.1 + 0 + 841.4 + 0 = 644.3 \text{ kJ/kg}$$

Since q_{23} is supplied by $-q_{41}$ (regenerator)

$$q_H = q_{34} = 841.4 \text{ kJ/kg}, \quad \eta_{\text{TH}} = \frac{w_{\text{NET}}}{q_H} = \frac{644.3}{841.4} = \mathbf{0.766}$$

NOTE: $q_H = q_{34} = RT_3 \times \ln(10)$, $q_L = -{}_1q_2 = RT_1 \times \ln(10)$

$$\eta_{\text{TH}} = \frac{q_H - q_L}{q_H} = \frac{T_3 - T_1}{T_3} = \frac{975}{1273.2} = 0.766 = \text{Carnot efficiency}$$

11.116

The air-standard Carnot cycle was not shown in the text; show the T - s diagram for this cycle. In an air-standard Carnot cycle the low temperature is 280 K and the efficiency is 60%. If the pressure before compression and after heat rejection is 100 kPa, find the high temperature and the pressure just before heat addition.

Solution:

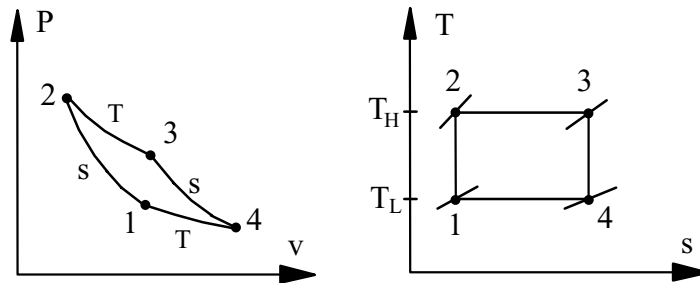
Carnot cycle efficiency from Eq.7.5

$$\eta = 0.6 = 1 - T_H/T_L$$

$$\Rightarrow T_H = T_L/0.4 = \mathbf{700 \text{ K}}$$

Just before heat addition is state 2 and after heat rejection is state 1 so $P_1 = 100$ kPa and the isentropic compression is from Eq.8.32

$$P_2 = P_1(T_H/T_L)^{\frac{1}{k-1}} = \mathbf{2.47 \text{ MPa}}$$



11.117

Air in a piston/cylinder goes through a Carnot cycle in which $T_L = 26.8^\circ\text{C}$ and the total cycle efficiency is $\eta = 2/3$. Find T_H , the specific work and volume ratio in the adiabatic expansion for constant C_p , C_v .

Solution:

Carnot cycle efficiency Eq.7.5:

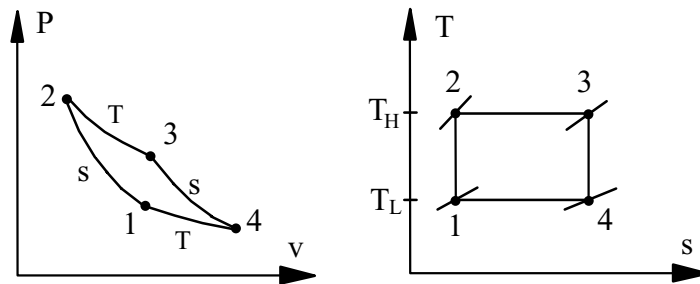
$$\eta = 1 - T_L/T_H = 2/3 \Rightarrow T_H = 3 \times T_L = 3 \times 300 = \mathbf{900 \text{ K}}$$

Adiabatic expansion 3 to 4: $Pv^k = \text{constant}$, work from Eq.8.38 ($n = k$)

$${}_3w_4 = (P_4v_4 - P_3v_3)/(1 - k) = \frac{R}{1 - k}(T_4 - T_3) = u_3 - u_4$$

$$= C_v(T_3 - T_4) = 0.717(900 - 300) = \mathbf{429.9 \text{ kJ/kg}}$$

$$v_4/v_3 = (T_3/T_4)^{1/(k-1)} = 3^{2.5} = \mathbf{15.6}$$



11.118

Do the previous problem 11.117 using values from Table A.7.1.

Air in a piston/cylinder goes through a Carnot cycle in which $T_L = 26.8^\circ\text{C}$ and the total cycle efficiency is $\eta = 2/3$. Find T_H , the specific work and volume ratio in the adiabatic expansion.

Solution:

Carnot cycle efficiency Eq.7.5:

$$\eta = 1 - T_L/T_H = 2/3 \Rightarrow T_H = 3 \times T_L = 3 \times 300 = \mathbf{900 \text{ K}}$$

From A.7.1: $u_3 = 674.82 \text{ kJ/kg}$, $s_{T3}^\circ = 8.0158 \text{ kJ/kg K}$

$$u_4 = 214.36 \text{ kJ/kg}, \quad s_{T4}^\circ = 6.8693 \text{ kJ/kg K}$$

Energy equation with $q = 0$

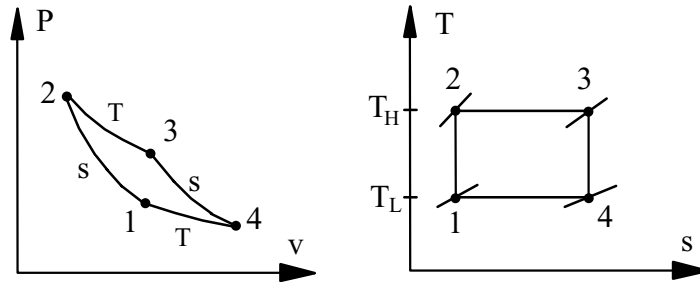
$${}_3w_4 = u_3 - u_4 = 674.82 - 214.36 = \mathbf{460.5 \text{ kJ/kg}}$$

Entropy equation, constant s

$$s_{T4}^\circ = s_{T3}^\circ + R \ln(P_4 / P_3) = s_{T3}^\circ + R \ln(T_4 / T_3) + R \ln(v_3/v_4)$$

$$\Rightarrow 6.8693 = 8.0158 + 0.287 \ln(300/900) + 0.287 \ln(v_3/v_4)$$

$$\Rightarrow v_4/v_3 = \mathbf{18.1}$$



Refrigeration cycles

11.119

A refrigerator with R-12 as the working fluid has a minimum temperature of -10°C and a maximum pressure of 1 MPa. Assume an ideal refrigeration cycle as in Fig. 11.24. Find the specific heat transfer from the cold space and that to the hot space, and the coefficient of performance.

Solution:

Exit evaporator sat. vapor -10°C from B.3.1: $h_1 = 183.19$, $s_1 = 0.7019$ kJ/kgK

Exit condenser sat. liquid 1 MPa from B.3.1: $h_3 = 76.22$ kJ/kg

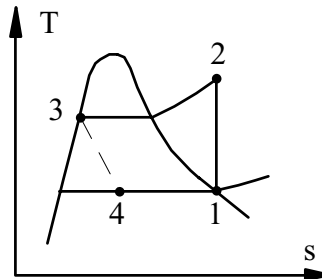
Compressor: $s_2 = s_1$ & P_2 from B.3.2 $\Rightarrow h_2 \approx 210.1$ kJ/kg

Evaporator: $q_L = h_1 - h_4 = h_1 - h_3 = 183.19 - 76.22 = \mathbf{107$ kJ/kg

Condenser: $q_H = h_2 - h_3 = 210.1 - 76.22 = \mathbf{133.9$ kJ/kg

COP: $\beta = q_L/w_c = q_L/(q_H - q_L) = \mathbf{3.98}$

Ideal refrigeration cycle
 $P_{\text{cond}} = P_3 = P_2 = 1$ MPa
 $T_{\text{evap}} = -10^{\circ}\text{C} = T_1$
Properties from Table B.3



11.120

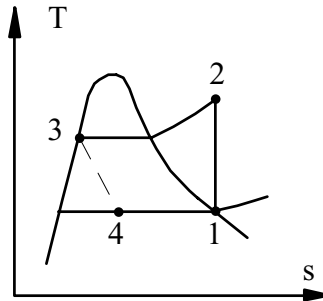
Consider an ideal refrigeration cycle that has a condenser temperature of 45°C and an evaporator temperature of -15°C. Determine the coefficient of performance of this refrigerator for the working fluids R-12 and R-22.

Solution:

Ideal refrigeration cycle

$$T_{\text{cond}} = 45^\circ\text{C} = T_3$$

$$T_{\text{evap}} = -15^\circ\text{C} = T_1$$



Compressor

Exp. valve

Evaporator

Property for:	R-12, B.3	R-22, B.4
h_1 , kJ/kg	180.97	244.13
$s_2 = s_1$, kJ/kg K	0.7051	0.9505
P_2 , MPa	1.0843	1.729
T_2 , °C	54.7	74.4
h_2 , kJ/kg	212.63	289.26
$w_C = h_2 - h_1$	31.66	45.13
$h_3 = h_4$, kJ/kg	79.71	100.98
$q_L = h_1 - h_4$	101.26	143.15
$\beta = q_L/w_C$	3.198	3.172

The value of h_2 is taken from the computer program as it otherwise will be a double interpolation due to the value of P_2 .

11.121

The environmentally safe refrigerant R-134a is one of the replacements for R-12 in refrigeration systems. Repeat Problem 11.120 using R-134a and compare the result with that for R-12.

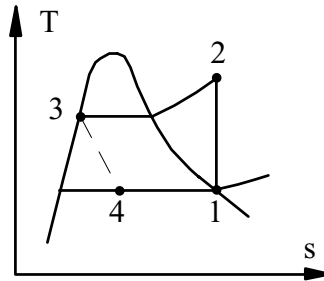
Consider an ideal refrigeration cycle that has a condenser temperature of 45°C and an evaporator temperature of -15°C. Determine the coefficient of performance of this refrigerator for the working fluids R-12 and R-22.

Solution:

Ideal refrigeration cycle

$$T_{\text{cond}} = 45^\circ\text{C} = T_3$$

$$T_{\text{evap}} = -15^\circ\text{C} = T_1$$



Compressor

Exp. valve

Evaporator

Property for:	R-12, B.3	R-134a, B.5
h_1 , kJ/kg	180.97	389.2
$s_2 = s_1$, kJ/kg K	0.7051	1.7354
P_2 , MPa	1.0843	1.16
T_2 , °C	54.7	51.8*
h_2 , kJ/kg	212.63	429.9*
$w_C = h_2 - h_1$	31.66	40.7
$h_3 = h_4$, kJ/kg	79.71	264.11
$q_L = h_1 - h_4$	101.26	125.1
$\beta = q_L/w_C$	3.198	3.07

* To get state 2 an interpolation is needed:

$$\text{At } 1 \text{ MPa, } s = 1.7354 : T = 45.9 \text{ and } h = 426.8 \text{ kJ/kg}$$

$$\text{At } 1.2 \text{ MPa, } s = 1.7354 : T = 53.3 \text{ and } h = 430.7 \text{ kJ/kg}$$

make a linear interpolation to get properties at 1.16 MPa

11.122

A refrigerator using R-22 is powered by a small natural gas fired heat engine with a thermal efficiency of 25%, as shown in Fig.P11.122. The R-22 condenses at 40°C and it evaporates at -20°C and the cycle is standard. Find the two specific heat transfers in the refrigeration cycle. What is the overall coefficient of performance as Q_L/Q_1 ?

Solution:

Evaporator: Inlet State is saturated liq-vap with $h_4 = h_3 = 94.27 \text{ kJ/kg}$

The exit state is saturated vapor with $h_1 = 242.06 \text{ kJ/kg}$

$$q_L = h_1 - h_4 = h_1 - h_3 = \mathbf{147.79 \text{ kJ/kg}}$$

Compressor: Inlet State 1 and Exit State 2 about 1.6 MPa

$$w_C = h_2 - h_1 ; \quad s_2 = s_1 = 0.9593 \text{ kJ/kgK}$$

$$2: \quad T_2 \approx 70^\circ\text{C} \quad h_2 = 287.2 \text{ kJ/kg}$$

$$w_C = h_2 - h_1 = 45.14 \text{ kJ/kg}$$

Condenser: Brings it to saturated liquid at state 3

$$q_H = h_2 - h_3 = 287.2 - 94.27 = \mathbf{192.9 \text{ kJ/kg}}$$

Overall Refrigerator:

$$\beta = q_L / w_C = 147.79 / 45.14 = 3.274$$

Heat Engine:

$$\dot{W}_{HE} = \eta_{HE} \dot{Q}_1 = \dot{W}_C = \dot{Q}_L / \beta$$

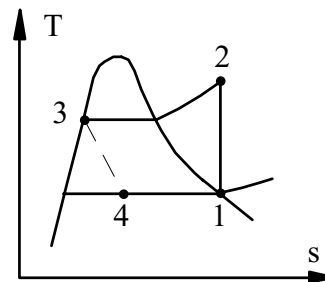
$$\dot{Q}_L / \dot{Q}_1 = \eta \beta = 0.25 \times 3.274 = \mathbf{0.819}$$

Ideal refrigeration cycle

$$T_{\text{cond}} = 40^\circ\text{C} = T_3$$

$$T_{\text{evap}} = -20^\circ\text{C} = T_1$$

Properties from Table B.4



11.123

A refrigerator in a meat warehouse must keep a low temperature of -15°C and the outside temperature is 20°C . It uses R-12 as the refrigerant which must remove 5 kW from the cold space. Find the flow rate of the R-12 needed assuming a standard vapor compression refrigeration cycle with a condenser at 20°C .

Solution:

Basic refrigeration cycle: $T_1 = T_4 = -15^{\circ}\text{C}$, $T_3 = 20^{\circ}\text{C}$

Table B.3: $h_4 = h_3 = 54.87 \text{ kJ/kg}$; $h_1 = h_g = 180.97 \text{ kJ/kg}$

$$\dot{Q}_L = \dot{m}_{\text{R-12}} \times q_L = \dot{m}_{\text{R-12}}(h_1 - h_4)$$

$$q_L = 180.97 - 54.87 = 126.1 \text{ kJ/kg}$$

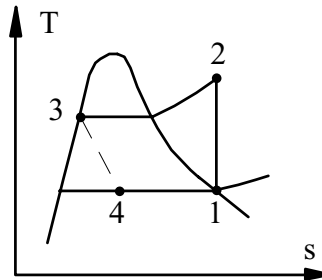
$$\dot{m}_{\text{R-12}} = 5.0 / 126.1 = \mathbf{0.03965 \text{ kg/s}}$$

Ideal refrigeration cycle

$$T_{\text{cond}} = 20^{\circ}\text{C}$$

$$T_{\text{evap}} = -15^{\circ}\text{C} = T_1$$

Properties from Table B.3



11.124

A refrigerator with R-12 as the working fluid has a minimum temperature of -10°C and a maximum pressure of 1 MPa. The actual adiabatic compressor exit temperature is 60°C . Assume no pressure loss in the heat exchangers. Find the specific heat transfer from the cold space and that to the hot space, the coefficient of performance and the isentropic efficiency of the compressor.

Solution:

State 1: Inlet to compressor, sat. vapor -10°C ,

$$h_1 = 183.19 \text{ kJ/kg}, \quad s_1 = 0.7019 \text{ kJ/kg K}$$

State 2: Actual compressor exit, $h_{2,AC} = 217.97 \text{ kJ/kg}$

State 3: Exit condenser, sat. liquid 1 MPa, $h_3 = 76.22 \text{ kJ/kg}$

State 4: Exit valve, $h_4 = h_3$

C.V. Evaporator: $q_L = h_1 - h_4 = h_1 - h_3 = \mathbf{107 \text{ kJ/kg}}$

C.V. Ideal Compressor: $w_{C,S} = h_{2,S} - h_1, \quad s_{2,S} = s_1$

State 2s: 1 MPa, $s = 0.7019 \text{ kJ/kg K}$; $T_{2,S} = 49.66^{\circ}\text{C}$, $h_{2,S} = 210.1 \text{ kJ/kg}$

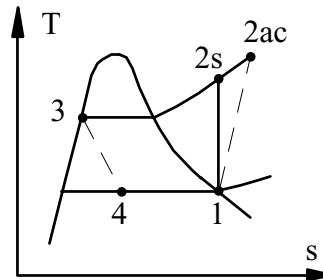
$$w_{C,S} = h_{2,S} - h_1 = 26.91 \text{ kJ/kg}$$

C.V. Actual Compressor: $w_C = h_{2,AC} - h_1 = 34.78 \text{ kJ/kg}$

$$\beta = \frac{q_L}{w_C} = \mathbf{3.076}, \quad \eta_C = w_{C,S}/w_C = \mathbf{0.774}$$

C.V. Condenser: $q_H = h_{2,AC} - h_3 = \mathbf{141.75 \text{ kJ/kg}}$

Ideal refrigeration cycle
with actual compressor
 $P_{\text{cond}} = P_3 = P_2 = 1 \text{ MPa}$
 $T_2 = 60^{\circ}\text{C}$
 $T_{\text{evap}} = -10^{\circ}\text{C} = T_1$
Properties from Table B.3



11.125

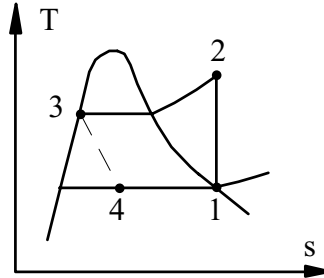
Consider an ideal heat pump that has a condenser temperature of 50°C and an evaporator temperature of 0°C. Determine the coefficient of performance of this heat pump for the working fluids R-12, R-22, and ammonia.

Solution:

Ideal heat pump

$$T_{\text{cond}} = 50^\circ\text{C} = T_3$$

$$T_{\text{evap}} = 0^\circ\text{C} = T_1$$



C.V.	Property for: From Table:	R-12 B.3	R-22 B.4	NH ₃ B.2
	h_1 , kJ/kg	187.53	249.95	1442.32
Compressor	$s_2 = s_1$, kJ/kgK	0.6965	0.9269	5.3313
	P_2 , MPa	1.2193	1.9423	2.0333
	T_2 , °C	56.7	72.2	115.6
	h_2 , kJ/kg	211.95	284.25	1672.84
	$w_C = h_2 - h_1$	24.42	34.3	230.52
Exp. valve	$h_3 = h_4$, kJ/kg	84.94	107.85	421.58
Condenser	$q_H = h_2 - h_3$	127.01	176.4	1251.26
	$\beta' = q_H/w_C$	5.201	5.143	5.428

11.126

The air conditioner in a car uses R-134a and the compressor power input is 1.5 kW bringing the R-134a from 201.7 kPa to 1200 kPa by compression. The cold space is a heat exchanger that cools atmospheric air from the outside 30°C down to 10°C and blows it into the car. What is the mass flow rate of the R-134a and what is the low temperature heat transfer rate. How much is the mass flow rate of air at 10°C?

Standard Refrigeration Cycle

Table B.5: $h_1 = 392.28$ kJ/kg; $s_1 = 1.7319$ kJ/kg K; $h_4 = h_3 = 266$

C.V. Compressor (assume ideal)

$$\dot{m}_1 = \dot{m}_2 \quad w_C = h_2 - h_1; \quad s_2 = s_1 + s_{\text{gen}}$$

$$P_2, s = s_1 \Rightarrow h_2 = 429.5 \text{ kJ/kg} \Rightarrow w_C = 37.2 \text{ kJ/kg}$$

$$\dot{m} w_C = \dot{W}_C \Rightarrow \dot{m} = 1.5 / 37.2 = \mathbf{0.0403 \text{ kg/s}}$$

C.V. Evaporator

$$\dot{Q}_L = \dot{m}(h_1 - h_4) = 0.0405(392.28 - 266) = \mathbf{5.21 \text{ kW}}$$

C.V. Air Cooler

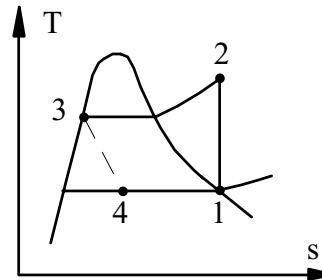
$$\dot{m}_{\text{air}} \Delta h_{\text{air}} = \dot{Q}_L \approx \dot{m}_{\text{air}} C_p \Delta T$$

$$\dot{m}_{\text{air}} = \dot{Q}_L / (C_p \Delta T) = 5.21 / (1.004 \times 20) = \mathbf{0.26 \text{ kg/s}}$$

Ideal refrigeration cycle

$$P_{\text{cond}} = 1200 \text{ kPa} = P_3$$

$$P_{\text{evap}} = 201.7 \text{ kPa} = P_1$$



11.127

A refrigerator using R-134a is located in a 20°C room. Consider the cycle to be ideal, except that the compressor is neither adiabatic nor reversible. Saturated vapor at -20°C enters the compressor, and the R-134a exits the compressor at 50°C. The condenser temperature is 40°C. The mass flow rate of refrigerant around the cycle is 0.2 kg/s, and the coefficient of performance is measured and found to be 2.3. Find the power input to the compressor and the rate of entropy generation in the compressor process.

Solution:

$$\text{Table B.5: } P_2 = P_3 = P_{\text{sat } 40^\circ\text{C}} = 1017 \text{ kPa}, \quad h_4 = h_3 = 256.54 \text{ kJ/kg}$$

$$s_2 \approx 1.7472 \text{ kJ/kg K}, \quad h_2 \approx 430.87 \text{ kJ/kg};$$

$$s_1 = 1.7395 \text{ kJ/kg K}, \quad h_1 = 386.08 \text{ kJ/kg}$$

$$\beta = q_L / w_C \rightarrow w_C = q_L / \beta = (h_1 - h_4) / \beta = (386.08 - 256.54) / 2.3 = 56.32$$

$$\dot{W}_C = \dot{m} w_C = \mathbf{11.26 \text{ kW}}$$

$$\text{C.V. Compressor} \quad h_1 + w_C + q = h_2 \rightarrow$$

$$q_{\text{in}} = h_2 - h_1 - w_C = 430.87 - 386.08 - 56.32 = -11.53 \text{ kJ/kg} \quad \text{i.e. a heat loss}$$

$$s_1 + \int dQ/T + s_{\text{gen}} = s_2$$

$$s_{\text{gen}} = s_2 - s_1 - q / T_o = 1.7472 - 1.7395 + (11.53 / 293.15) = 0.047 \text{ kJ/kg K}$$

$$\dot{S}_{\text{gen}} = \dot{m} s_{\text{gen}} = 0.2 \times 0.047 = \mathbf{0.0094 \text{ kW / K}}$$

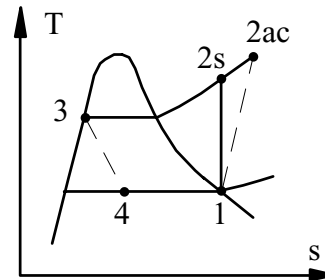
Ideal refrigeration cycle
with actual compressor

$$T_{\text{cond}} = 40^\circ\text{C}$$

$$T_2 = 50^\circ\text{C}$$

$$T_{\text{evap}} = -20^\circ\text{C} = T_1$$

Properties from Table B.5



11.128

A refrigerator has a steady flow of R-22 as saturated vapor at -20°C into the adiabatic compressor that brings it to 1000 kPa. After the compressor, the temperature is measured to be 60°C . Find the actual compressor work and the actual cycle coefficient of performance.

Solution:

$$\text{Table B.4.1: } h_1 = 242.06 \text{ kJ/kg, } s_1 = 0.9593 \text{ kJ/kg K}$$

$$P_2 = P_3 = 1000 \text{ kPa, } h_4 = h_3 = h_f = 72.86 \text{ kJ/kg}$$

$$h_{2ac} = 286.97 \text{ kJ/kg}$$

C.V. Compressor (actual)

$$\text{Energy Eq.: } w_{Cac} = h_{2ac} - h_1 = 286.97 - 242.06 = \mathbf{44.91 \text{ kJ/kg}}$$

C.V. Evaporator

$$\text{Energy Eq.: } q_L = h_1 - h_4 = h_1 - h_3 = 242.06 - 72.86 = 169.2 \text{ kJ/kg}$$

$$\beta = \frac{q_L}{w_{Cac}} = \frac{169.2}{44.91} = \mathbf{3.77}$$

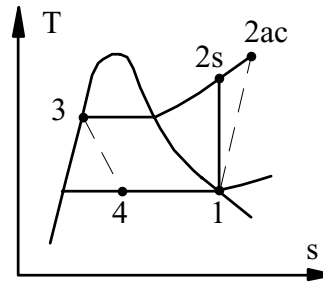
Ideal refrigeration cycle
with actual compressor

$$T_{\text{cond}} = 23.4^{\circ}\text{C} = T_{\text{sat } 1000 \text{ kPa}}$$

$$T_2 = 60^{\circ}\text{C}$$

$$T_{\text{evap}} = -20^{\circ}\text{C} = T_1$$

Properties from Table B.4



11.129

A small heat pump unit is used to heat water for a hot-water supply. Assume that the unit uses R-22 and operates on the ideal refrigeration cycle. The evaporator temperature is 15°C and the condenser temperature is 60°C. If the amount of hot water needed is 0.1 kg/s, determine the amount of energy saved by using the heat pump instead of directly heating the water from 15 to 60°C.

Solution:

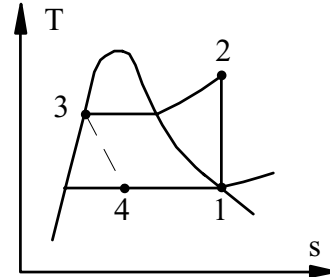
Ideal R-22 heat pump

$$T_1 = 15^\circ\text{C}, \quad T_3 = 60^\circ\text{C}$$

From Table B.4.1

$$h_1 = 255.02 \text{ kJ/kg}, \quad s_2 = s_1 = 0.9062 \text{ kJ/kg K}$$

$$P_2 = P_3 = 2.427 \text{ MPa}, \quad h_3 = 122.18 \text{ kJ/kg}$$



$$\text{Entropy compressor: } s_2 = s_1 \Rightarrow T_2 = 78.4^\circ\text{C}, \quad h_2 = 282.86 \text{ kJ/kg}$$

$$\text{Energy eq. compressor: } w_C = h_2 - h_1 = 27.84 \text{ kJ/kg}$$

$$\text{Energy condenser: } q_H = h_2 - h_3 = 160.68 \text{ kJ/kg}$$

To heat 0.1 kg/s of water from 15°C to 60°C,

$$\dot{Q}_{\text{H}_2\text{O}} = \dot{m}(\Delta h) = 0.1(251.11 - 62.98) = 18.81 \text{ kW}$$

Using the heat pump

$$\dot{W}_{\text{IN}} = \dot{Q}_{\text{H}_2\text{O}}(w_C/q_H) = 18.81(27.84/160.68) = 3.26 \text{ kW}$$

a saving of **15.55 kW**

11.130

The refrigerant R-22 is used as the working fluid in a conventional heat pump cycle. Saturated vapor enters the compressor of this unit at 10°C; its exit temperature from the compressor is measured and found to be 85°C. If the compressor exit is at 2 MPa what is the compressor isentropic efficiency and the cycle COP?

Solution:

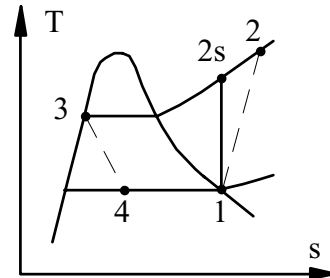
R-22 heat pump:

Table B.4

State 1: $T_{\text{EVAP}} = 10^\circ\text{C}$, $x = 1$

$h_1 = 253.42 \text{ kJ/kg}$, $s_1 = 0.9129 \text{ kJ/kg K}$

State 2: T_2, P_2 : $h_2 = 295.17 \text{ kJ/kg}$



C.V. Compressor

Energy Eq.: $w_{C \text{ ac}} = h_2 - h_1 = 295.17 - 253.42 = \mathbf{41.75 \text{ kJ/kg}}$

State 2s: 2 MPa, $s_{2s} = s_1 = 0.9129 \text{ kJ/kg}$ $T_{2s} = 69^\circ\text{C}$, $h_{2s} = 280.2 \text{ kJ/kg}$

Efficiency: $\eta = \frac{w_{C \text{ s}}}{w_{C \text{ ac}}} = \frac{h_{2s} - h_1}{h_2 - h_1} = \frac{280.2 - 253.42}{295.17 - 253.42} = \mathbf{0.6414}$

C.V. Condenser

Energy Eq.: $q_H = h_2 - h_3 = 295.17 - 109.6 = 185.57 \text{ kJ/kg}$

COP Heat pump: $\beta = \frac{q_H}{w_{C \text{ ac}}} = \frac{185.57}{41.75} = \mathbf{4.44}$

11.131

A refrigerator in a laboratory uses R-22 as the working substance. The high pressure is 1200 kPa, the low pressure is 201 kPa, and the compressor is reversible. It should remove 500 W from a specimen currently at -20°C (not equal to T in the cycle) that is inside the refrigerated space. Find the cycle COP and the electrical power required.

Solution:

State 1: 201 kPa, $x = 1$, Table B.4.1: $h_1 = 239.92$ kJ/kg, $s_1 = 0.9685$ kJ/kg K

State 3: 1200 kPa, $x = 0$, Table B.4.1: $h_3 = 81.57$ kJ/kg

C.V. Compressor

Energy Eq.: $w_C = h_2 - h_1$

Entropy Eq.: $s_2 = s_1 + s_{\text{gen}} = s_1$

State 2: 1.2 MPa, $s_2 = s_1 = 0.9685$ kJ/kg, $T_2 \approx 60^{\circ}\text{C}$, $h_2 = 285.21$ kJ/kg

$$w_C = h_2 - h_1 = 285.21 - 239.92 = 45.29 \text{ kJ/kg}$$

Energy Eq. evaporator: $q_L = h_1 - h_4 = h_1 - h_3 = 239.92 - 81.57 = 158.35$ kJ/kg

COP Refrigerator: $\beta = \frac{q_L}{w_C} = \frac{158.35}{45.29} = 3.5$

Power: $\dot{W}_{\text{IN}} = \dot{Q}_L / \beta = 500 \text{ W} / 3.5 = 142.9 \text{ W}$

11.132

Consider the previous problem and find the two rates of entropy generation in the process and where they occur.

Solution:

From the basic cycle we know that entropy is generated in the valve as the throttle process is irreversible.

State 1: 201 kPa, $x = 1$, Table B.4.1: $h_1 = 239.92$ kJ/kg, $s_1 = 0.9685$ kJ/kg K

State 3: 1200 kPa, $x = 0$, Table B.4.1: $h_3 = 81.57$ kJ/kg, $s_3 = 0.30142$ kJ/kg K

Energy Eq. evaporator: $q_L = h_1 - h_4 = h_1 - h_3 = 239.92 - 81.57 = 158.35$ kJ/kg

Mass flow rate: $\dot{m} = \dot{Q}_L / q_L = 0.5 / 158.35 = 0.00316$ kg/s

C.V. Valve

Energy Eq.: $h_4 = h_3 = 81.57$ kJ/kg $\Rightarrow x_4 = (h_4 - h_f) / h_{fg}$

$$x_4 = \frac{81.57 - 16.19}{223.73} = 0.29223$$

$$s_4 = s_f + x_4 s_{fg} = 0.067 + x_4 \times 0.9015 = 0.33045$$
 kJ/kg K

Entropy Eq.: $s_{\text{gen}} = s_4 - s_3 = 0.33045 - 0.30142 = 0.02903$ kJ/kg K

$$\dot{S}_{\text{gen valve}} = \dot{m} s_{\text{gen}} = 0.00316 \times 0.02903 = \mathbf{0.0917 \text{ W/K}}$$

There is also entropy generation in the heat transfer process from the specimen at -20°C to the refrigerant $T = -25^\circ\text{C} = T_{\text{sat}}$ (201 kPa).

$$\dot{S}_{\text{gen inside}} = \dot{Q}_L \left[\frac{1}{T_{\text{specimen}}} - \frac{1}{T_L} \right] = 500 \left(\frac{1}{248} - \frac{1}{253} \right) = \mathbf{0.04 \text{ W/K}}$$

11.133

In an actual refrigeration cycle using R-12 as the working fluid, the refrigerant flow rate is 0.05 kg/s. Vapor enters the compressor at 150 kPa, -10°C , and leaves at 1.2 MPa, 75°C . The power input to the compressor is measured and found to be 2.4 kW. The refrigerant enters the expansion valve at 1.15 MPa, 40°C , and leaves the evaporator at 175 kPa, -15°C . Determine the entropy generation in the compression process, the refrigeration capacity and the coefficient of performance for this cycle.

Solution:

Actual refrigeration cycle

1: compressor inlet $T_1 = -10^{\circ}\text{C}$, $P_1 = 150 \text{ kPa}$

2: compressor exit $T_2 = 75^{\circ}\text{C}$, $P_2 = 1.2 \text{ MPa}$

3: Expansion valve inlet $T_3 = 40^{\circ}\text{C}$
 $P_3 = 1.15 \text{ MPa}$

5: evaporator exit $T_5 = -15^{\circ}\text{C}$, $P_5 = 175 \text{ kPa}$

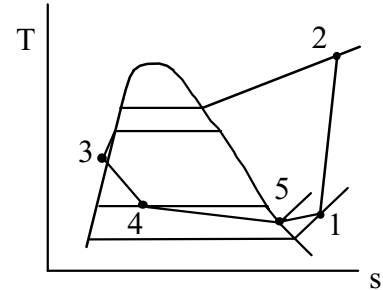


Table B.3 $h_1 = 184.619$, $s_1 = 0.7318$, $h_2 = 226.543$, $s_2 = 0.7404$

CV Compressor: $h_1 + q_{\text{COMP}} + w_{\text{COMP}} = h_2$; $s_1 + \int dq/T + s_{\text{gen}} = s_2$

$$w_{\text{COMP}} = \dot{W}_{\text{COMP}}/\dot{m} = 2.4/0.05 = 48.0 \text{ kJ/kg}$$

$$q_{\text{COMP}} = h_2 - w_{\text{COMP}} - h_1 = 226.5 - 48.0 - 184.6 = -6.1 \text{ kJ/kg}$$

$$s_{\text{gen}} = s_2 - s_1 - q/T_o = 0.7404 - 0.7318 + 6.1/298.15 = \mathbf{0.029 \text{ kJ / kg K}}$$

C.V. Evaporator

$$q_L = h_5 - h_4 = 181.024 - 74.527 = 106.5 \text{ kJ/kg}$$

$$\Rightarrow \dot{Q}_L = \dot{m}q_L = 0.05 \times 106.5 = \mathbf{5.325 \text{ kW}}$$

COP: $\beta = q_L/w_{\text{COMP}} = 106.5/48.0 = \mathbf{2.219}$

Ammonia absorption cycles

11.134

Consider a small ammonia absorption refrigeration cycle that is powered by solar energy and is to be used as an air conditioner. Saturated vapor ammonia leaves the generator at 50°C, and saturated vapor leaves the evaporator at 10°C. If 7000 kJ of heat is required in the generator (solar collector) per kilogram of ammonia vapor generated, determine the overall performance of this system.

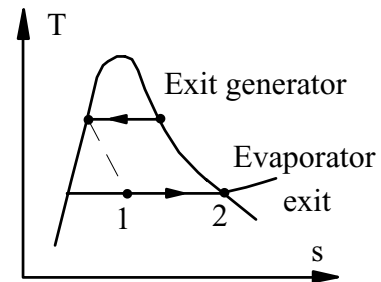
Solution;

NH₃ absorption cycle:

sat. vapor at 50°C exits the generator

sat. vapor at 10°C exits the evaporator

$$q_H = q_{\text{GEN}} = 7000 \text{ kJ/kg NH}_3 \text{ out of gen.}$$



C.V. Evaporator

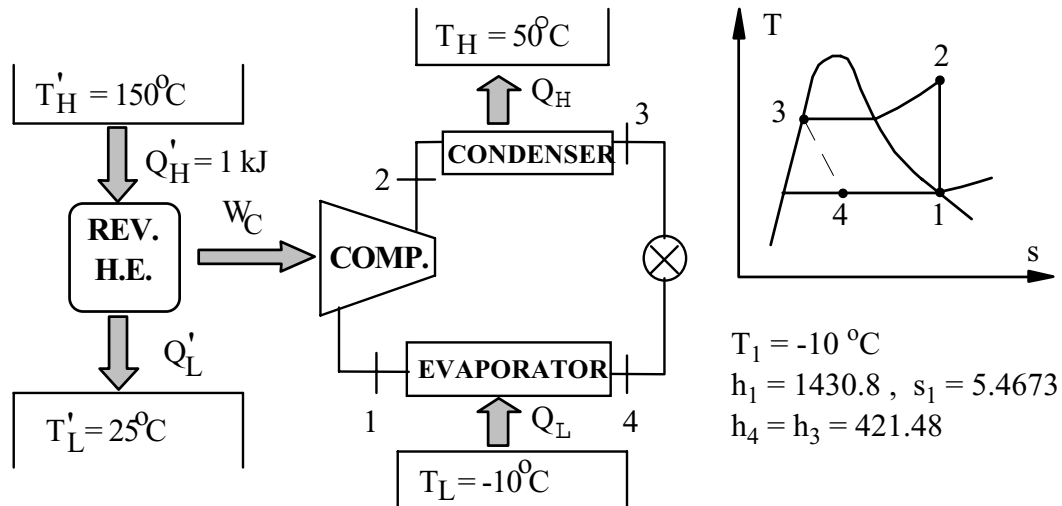
$$q_L = h_2 - h_1 = h_g 10^\circ\text{C} - h_f 50^\circ\text{C} = 1452.2 - 421.6 = 1030.6 \text{ kJ/kg}$$

$$\text{COP} \Rightarrow q_L/q_H = 1030.6/7000 = \mathbf{0.147}$$

11.135

The performance of an ammonia absorption cycle refrigerator is to be compared with that of a similar vapor-compression system. Consider an absorption system having an evaporator temperature of -10°C and a condenser temperature of 50°C . The generator temperature in this system is 150°C . In this cycle 0.42 kJ is transferred to the ammonia in the evaporator for each kilojoule transferred from the high-temperature source to the ammonia solution in the generator. To make the comparison, assume that a reservoir is available at 150°C , and that heat is transferred from this reservoir to a reversible engine that rejects heat to the surroundings at 25°C . This work is then used to drive an ideal vapor-compression system with ammonia as the refrigerant. Compare the amount of refrigeration that can be achieved per kilojoule from the high-temperature source with the 0.42 kJ that can be achieved in the absorption system.

Solution:



For the rev. heat engine: $\eta_{\text{TH}} = 1 - T'_L/T'_H = 1 - \frac{298.2}{423.2} = 0.295$

$$\Rightarrow W_C = \eta_{\text{TH}} Q'_H = 0.295 \text{ kJ}$$

For the NH_3 refrig. cycle: $P_2 = P_3 = 2033 \text{ kPa}$, Use 2000 kPa Table

$$s_2 = s_1 = 5.4673 \quad \Rightarrow \quad T_2 \approx 135^{\circ}\text{C} \quad h_2 \approx 1724$$

$$w_C = h_2 - h_1 = 1724 - 1430.8 = 293.2 \text{ kJ/kg}$$

$$q_L = h_1 - h_4 = 1430.8 - 421.48 = 1009.3 \text{ kJ/kg}$$

$$\beta = q_L/w_C = 1009.3 / 293.2 = 3.44$$

$$\Rightarrow Q_L = \beta w_C = 3.44 \times 0.295 = \mathbf{1.015 \text{ kJ}}$$

based on assumption of ideal heat engine & refrigeration cycle.

Air standard refrigeration cycles

11.136

The formula for the coefficient of performance when we use cold air properties is not given in the text. Derive the expression for COP as function of the compression ratio similar to how the Brayton cycle efficiency was found.

$$\text{Definition of COP: } \beta = \frac{q_L}{w_{\text{net}}} = \frac{q_L}{q_H - q_L} = \frac{1}{\frac{q_H}{q_L} - 1}$$

From the refrigeration cycle we get the ratio of the heat transfers as

$$\frac{q_H}{q_L} = \frac{C_p(T_2 - T_3)}{C_p(T_1 - T_4)} = \frac{T_2(1 - T_3/T_2)}{T_1(1 - T_4/T_1)}$$

The pressure ratios are the same and we have isentropic compression/expansion

$$\frac{P_2}{P_1} = \frac{P_3}{P_4} = \left(\frac{T_2}{T_1}\right)^{k/(k-1)} = \left(\frac{T_3}{T_4}\right)^{k/(k-1)}$$

so now we get

$$\frac{T_2}{T_1} = \frac{T_3}{T_4} \quad \text{or} \quad \frac{T_4}{T_1} = \frac{T_3}{T_2}$$

The heat transfer ratio simplifies to

$$\frac{q_H}{q_L} = \frac{T_2}{T_1}$$

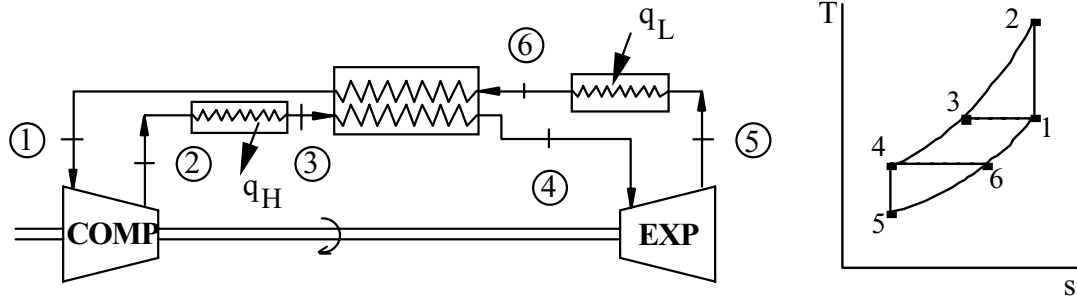
and so the COP reduces to

$$\beta = \frac{1}{\frac{T_2}{T_1} - 1} = \frac{1}{\left(\frac{P_2}{P_1}\right)^{(k-1)/k} - 1}$$

11.137

A heat exchanger is incorporated into an ideal air-standard refrigeration cycle, as shown in Fig. P11.137. It may be assumed that both the compression and the expansion are reversible adiabatic processes in this ideal case. Determine the coefficient of performance for the cycle.

Solution:



Standard air refrigeration cycle with

$$T_1 = T_3 = 15^\circ\text{C} = 288.2\text{ K}, \quad P_1 = 100\text{ kPa}, \quad P_2 = 1.4\text{ MPa}$$

$$T_4 = T_6 = -50^\circ\text{C} = 223.2\text{ K}$$

We will solve the problem with cold air properties.

Compressor, isentropic $s_2 = s_1$ so from Eq.8.32

$$\Rightarrow T_2 = T_1(P_2/P_1)^{\frac{k-1}{k}} = 288.2(1400/100)^{0.286} = 613\text{ K}$$

$$w_C = -w_{12} = C_{P0}(T_2 - T_1) = 1.004(613 - 288.2) = 326\text{ kJ/kg}$$

Expansion in expander (turbine)

$$s_5 = s_4 \Rightarrow T_5 = T_4(P_5/P_4)^{\frac{k-1}{k}} = 223.2(100/1400)^{0.286} = 104.9\text{ K}$$

$$w_E = C_{P0}(T_4 - T_5) = 1.004(223.2 - 104.9) = 118.7\text{ kJ/kg}$$

Net cycle work

$$w_{NET} = w_E - w_C = 118.7 - 326.0 = -207.3\text{ kJ/kg}$$

$$q_L = C_{P0}(T_6 - T_5) = w_E = 118.7\text{ kJ/kg}$$

Overall cycle performance, COP

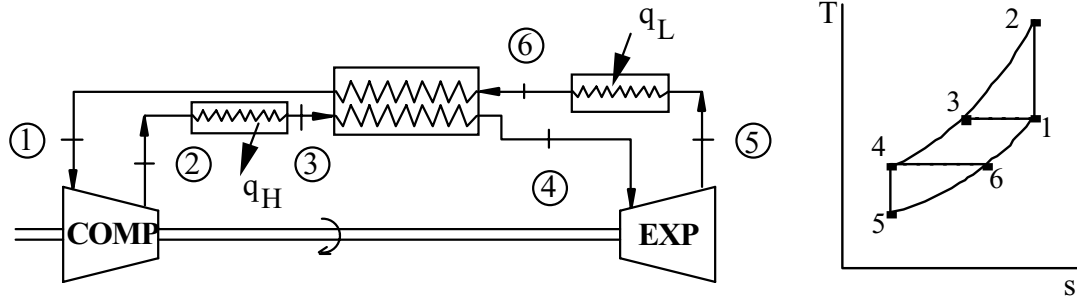
$$\beta = q_L/w_{NET} = 118.7 / 207.3 = \mathbf{0.573}$$

11.138

Repeat Problems 11.137, but assume that helium is the cycle working fluid instead of air. Discuss the significance of the results.

A heat exchanger is incorporated into an ideal air-standard refrigeration cycle, as shown in Fig. P11.137. It may be assumed that both the compression and the expansion are reversible adiabatic processes in this ideal case. Determine the coefficient of performance for the cycle.

Solution:



Standard air refrigeration cycle with helium and states as

$$T_1 = T_3 = 15^\circ\text{C} = 288.2\text{ K}, \quad P_1 = 100\text{ kPa}, \quad P_2 = 1.4\text{ MPa}$$

$$T_4 = T_6 = -50^\circ\text{C} = 223.2\text{ K}$$

Compressor, isentropic $s_2 = s_1$ so from Eq.8.32

$$\Rightarrow T_2 = T_1(P_2/P_1)^{\frac{k-1}{k}} = 288.2\left(\frac{1400}{100}\right)^{0.40} = 828.2\text{ K}$$

$$w_C = -w_{12} = C_{P0}(T_2 - T_1) = 5.193(828.2 - 288.2) = 2804.1\text{ kJ/kg}$$

Expansion in expander (turbine)

$$s_5 = s_4 \Rightarrow T_5 = T_4(P_5/P_4)^{\frac{k-1}{k}} = 223.2\left(\frac{100}{1400}\right)^{0.40} = 77.7\text{ K}$$

$$w_E = C_{P0}(T_4 - T_5) = 5.193(223.2 - 77.7) = 755.5\text{ kJ/kg}$$

Net cycle work

$$w_{\text{NET}} = 755.5 - 2804.1 = -2048.6\text{ kJ/kg}$$

$$q_L = C_{P0}(T_6 - T_5) = 5.193(223.2 - 77.7) = 755.5\text{ kJ/kg}$$

Overall cycle performance, COP

$$\beta = q_L/w_{\text{NET}} = 755.5/2048.6 = \mathbf{0.369}$$

Notice that the low temperature is lower and work terms higher than with air. It is due to the higher heat capacity C_{P0} and ratio of specific heats ($k = 1.2/3$). The expense is a lower COP requiring more work input per kJ cooling.

11.139

Repeat Problem 11.137, but assume an isentropic efficiency of 75% for both the compressor and the expander.

Standard air refrigeration cycle with

$$T_1 = T_3 = 15 \text{ }^\circ\text{C} = 288.2 \text{ K}, \quad P_1 = 100 \text{ kPa}, \quad P_2 = 1.4 \text{ MPa}$$

$$T_4 = T_6 = -50 \text{ }^\circ\text{C} = 223.2 \text{ K}$$

We will solve the problem with cold air properties.

Ideal compressor, isentropic $s_{2S} = s_1$ so from Eq.8.32

$$\Rightarrow T_{2S} = T_1(P_2/P_1)^{\frac{k-1}{k}} = 288.2(1400/100)^{0.286} = 613 \text{ K}$$

$$w_{SC} = -w_{12} = C_{P0}(T_{2S} - T_1) = 1.004(613 - 288.2) = 326 \text{ kJ/kg}$$

The actual compressor

$$w_C = w_{SC} / \eta_{SC} = 326/0.75 = 434.6 \text{ kJ/kg}$$

Expansion in ideal expander (turbine)

$$s_5 = s_4 \Rightarrow T_{5S} = T_4(P_5/P_4)^{\frac{k-1}{k}} = 223.2(100/1400)^{0.286} = 104.9 \text{ K}$$

$$w_E = C_{P0}(T_4 - T_5) = 1.004(223.2 - 104.9) = 118.7 \text{ kJ/kg}$$

The actual expander (turbine)

$$w_E = \eta_{SE} \times w_{SE} = 0.75 \times 118.7 = 89.0 \text{ kJ/kg}$$

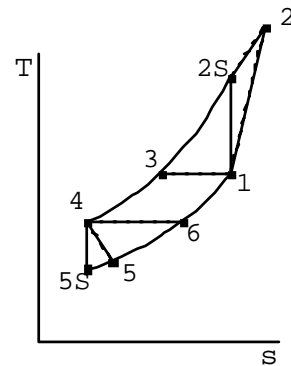
$$= C_{P0}(T_4 - T_5) = 1.004(223.2 - T_5)$$

$$\Rightarrow T_5 = 134.5 \text{ K}$$

$$w_{NET} = 89.0 - 434.6 = -345.6 \text{ kJ/kg}$$

$$q_L = C_{P0}(T_6 - T_5) = 1.004(223.2 - 134.5) = 89.0 \text{ kJ/kg}$$

$$\beta = q_L / (-w_{NET}) = 89.0/345.6 = \mathbf{0.258}$$



Combined Cycles

11.140

A binary system power plant uses mercury for the high-temperature cycle and water for the low-temperature cycle, as shown in Fig. 11.39. The temperatures and pressures are shown in the corresponding T - s diagram. The maximum temperature in the steam cycle is where the steam leaves the superheater at point 4 where it is 500°C . Determine the ratio of the mass flow rate of mercury to the mass flow rate of water in the heat exchanger that condenses mercury and boils the water and the thermal efficiency of this ideal cycle.

The following saturation properties for mercury are known

P, MPa	T_g , $^\circ\text{C}$	h_f , kJ/kg	h_g , kJ/kg	s_f , kJ/kgK	s_g , kJ/kgK
0.04	309	42.21	335.64	0.1034	0.6073
1.60	562	75.37	364.04	0.1498	0.4954

Solution:

For the mercury cycle:

$$s_d = s_c = 0.4954 = 0.1034 + x_d \times 0.5039, \quad x_d = 0.7779$$

$$h_b = h_a - w_{P\text{ HG}} \approx h_a \quad (\text{since } v_F \text{ is very small})$$

$$q_H = h_c - h_a = 364.04 - 42.21 = 321.83 \text{ kJ/kg}$$

$$q_L = h_d - h_a = 270.48 - 42.21 = 228.27 \text{ kJ/kg}$$

For the steam cycle:

$$s_5 = s_4 = 7.0097 = 0.6493 + x_5 \times 7.5009, \quad x_5 = 0.8480$$

$$h_5 = 191.83 + 0.848 \times 2392.8 = 2220.8$$

$$w_P \approx v_1(P_2 - P_1) = 0.00101(4688 - 10) = 4.7 \text{ kJ/kg}$$

$$h_2 = h_1 + w_P = 191.8 + 4.7 = 196.5$$

$$q_H \text{ (from Hg)} = h_3 - h_2 = 2769.9 - 196.5 = 2600.4$$

$$q_H \text{ (ext. source)} = h_4 - h_3 = 3437.4 - 2796.9 = 640.5$$

CV: Hg condenser - H_2O boiler: 1st law: $m_{\text{Hg}}(h_d - h_a) = m_{\text{H}_2\text{O}}(h_3 - h_2)$

$$m_{\text{Hg}}/m_{\text{H}_2\text{O}} = \frac{2796.9 - 196.5}{270.48 - 42.21} = \mathbf{11.392}$$

$$\begin{aligned} q_{H\text{ TOTAL}} &= (m_{\text{Hg}}/m_{\text{H}_2\text{O}})(h_c - h_b) + (h_4 - h_3) \quad (\text{for 1 kg H}_2\text{O}) \\ &= 11.392 \times 321.83 + 640.5 = 4306.8 \text{ kJ} \end{aligned}$$

All q_L is from the H_2O condenser:

$$q_L = h_5 - h_1 = 2220.8 - 191.8 = 2029.0 \text{ kJ}$$

$$w_{\text{NET}} = q_H - q_L = 4306.8 - 2029.0 = 2277.8 \text{ kJ}$$

$$\eta_{\text{TH}} = w_{\text{NET}}/q_H = 2277.8/4306.8 = \mathbf{0.529}$$

11.141

A Rankine steam power plant should operate with a high pressure of 3 MPa, a low pressure of 10 kPa, and the boiler exit temperature should be 500°C. The available high-temperature source is the exhaust of 175 kg/s air at 600°C from a gas turbine. If the boiler operates as a counterflowing heat exchanger where the temperature difference at the pinch point is 20°C, find the maximum water mass flow rate possible and the air exit temperature.

Solution:

C.V. Pump

$$\begin{aligned} w_P &= h_2 - h_1 = v_1(P_2 - P_1) \\ &= 0.00101(3000 - 10) = 3.02 \text{ kJ/kg} \\ h_2 &= h_1 + w_P = 191.83 + 3.02 = 194.85 \text{ kJ/kg} \end{aligned}$$

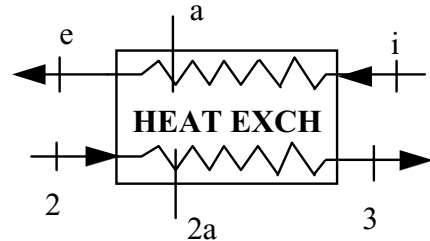
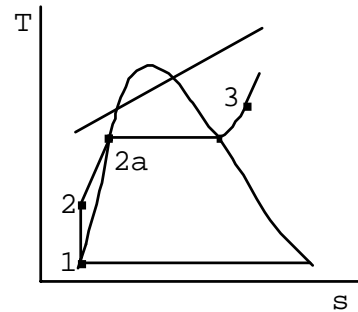
Heat exchanger water states

$$\begin{aligned} \text{State 2a: } T_{2a} &= T_{\text{SAT}} = 233.9^\circ\text{C} \\ h_{2a} &= 1008.42 \text{ kJ/kg} \end{aligned}$$

$$\text{State 3: } h_3 = 3456.5 \text{ kJ/kg}$$

Heat exchanger air states

$$\begin{aligned} \text{inlet: } h_{\text{air,in}} &= 903.16 \text{ kJ/kg} \\ \text{State 2a: } h_{\text{air}}(T_{2a} + 20) &= 531.28 \text{ kJ/kg} \end{aligned}$$



Air temperature should be 253.9°C at the point where the water is at state 2a.

C.V. Section 2a-3, i-a

$$\begin{aligned} \dot{m}_{\text{H}_2\text{O}}(h_3 - h_{2a}) &= \dot{m}_{\text{air}}(h_i - h_a) \\ \dot{m}_{\text{H}_2\text{O}} &= 175 \frac{903.16 - 531.28}{3456.5 - 1008.42} = \mathbf{26.584 \text{ kg/s}} \end{aligned}$$

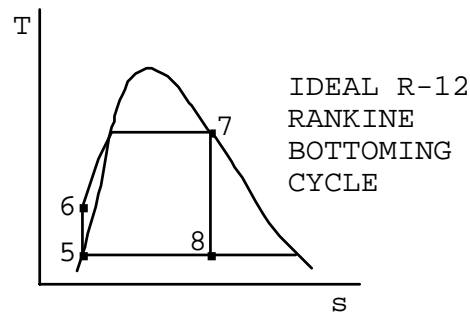
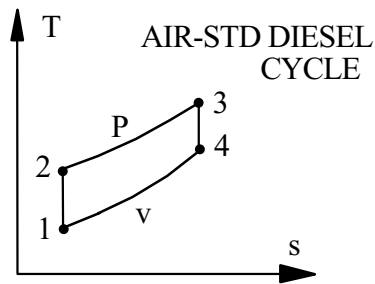
Take C.V. Total: $\dot{m}_{\text{H}_2\text{O}}(h_3 - h_2) = \dot{m}_{\text{air}}(h_i - h_e)$

$$\begin{aligned} \Rightarrow h_e &= h_i - \dot{m}_{\text{H}_2\text{O}}(h_3 - h_2)/\dot{m}_{\text{air}} \\ &= 903.6 - 26.584(3456.5 - 194.85)/175 = 408.13 \text{ kJ/kg} \\ \Rightarrow T_e &= 406.7 \text{ K} = \mathbf{133.6^\circ\text{C}}, \quad T_e > T_2 = 46.5^\circ\text{C} \quad \text{OK.} \end{aligned}$$

11.142

A simple Rankine cycle with R-22 as the working fluid is to be used as a bottoming cycle for an electrical generating facility driven by the exhaust gas from a Diesel engine as the high temperature energy source in the R-22 boiler. Diesel inlet conditions are 100 kPa, 20°C, the compression ratio is 20, and the maximum temperature in the cycle is 2800°C. Saturated vapor R-22 leaves the bottoming cycle boiler at 110°C, and the condenser temperature is 30°C. The power output of the Diesel engine is 1 MW. Assuming ideal cycles throughout, determine

- The flow rate required in the diesel engine.
- The power output of the bottoming cycle, assuming that the diesel exhaust is cooled to 200°C in the R-22 boiler.



Diesel cycle information given means:

Inlet state: $P_1 = 100 \text{ kPa}$, $T_1 = 20 \text{ }^\circ\text{C}$,

Compression ratio: $v_1/v_2 = 20$,

High temperature: $T_3 = 2800^\circ\text{C}$, Power output: $\dot{W}_{\text{DIESEL}} = 1.0 \text{ MW}$

Rankine cycle information given means:

Boiler exit state: $T_7 = 110 \text{ }^\circ\text{C}$, $x_7 = 1.0$

Condenser temperature: $T_5 = T_8 = 30^\circ\text{C}$

- a) Consider the Diesel cycle

$$T_2 = T_1(v_1/v_2)^{k-1} = 293.2(20)^{0.4} = 971.8 \text{ K}$$

$$P_2 = P_1(v_1/v_2)^k = 100(20)^{1.4} = 6629 \text{ kPa}$$

$$q_H = C_{P0}(T_3 - T_2) = 1.004(3073.2 - 971.8) = 2109.8 \text{ kJ/kg}$$

$$v_1 = \frac{0.287 \times 293.2}{100} = 0.8415, \quad v_2 = \frac{0.8415}{20} = 0.04208$$

$$v_3 = v_2(T_3/T_2) = 0.04208(3073.2/971.8) = 0.13307$$

$$T_4 = T_3 \left(\frac{v_3}{v_4} \right)^{k-1} = 3073.2 \left(\frac{0.13307}{0.8415} \right)^{0.4} = 1469.6 \text{ K}$$

$$q_L = 0.717(293.2 - 1469.6) = -843.5 \text{ kJ/kg}$$

$$w_{\text{NET}} = 2109.8 - 843.5 = 1266.3 \text{ kJ/kg}$$

$$\dot{m}_{\text{AIR}} = \dot{W}_{\text{NET}}/w_{\text{NET}} = 1000/1266.3 = \mathbf{0.79 \text{ kg/s}}$$

b) Consider the Rankine cycle

$$s_8 = s_7 = 0.60758 = 0.2399 + x_8 \times 0.4454, \quad x_8 = 0.8255$$

$$h_8 = 64.59 + 0.8255 \times 135.03 = 176.1 \text{ kJ/kg}$$

$$w_T = h_7 - h_8 = 198.0 - 176.1 = 21.9 \text{ kJ/kg}$$

$$-w_P = v_5(P_6 - P_5) = 0.000774(3978.5 - 744.9) = 2.50$$

$$h_6 = h_5 - w_P = 64.6 + 2.5 = 67.1 \text{ kJ/kg}$$

$$q_H = h_7 - h_6 = 198.0 - 67.1 = 130.9 \text{ kJ/kg}$$

Connecting the two cycles.

\dot{Q}_H available from Diesel exhaust cooled to 200 °C:

$$\dot{Q}_H = 0.79 \times 0.717(1469.6 - 473.2) = 564 \text{ kW}$$

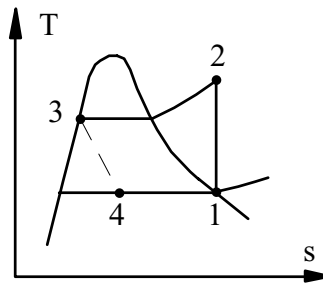
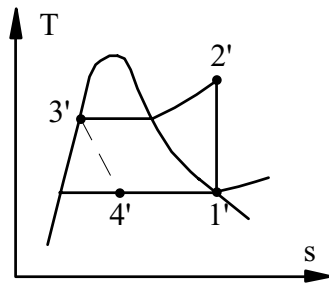
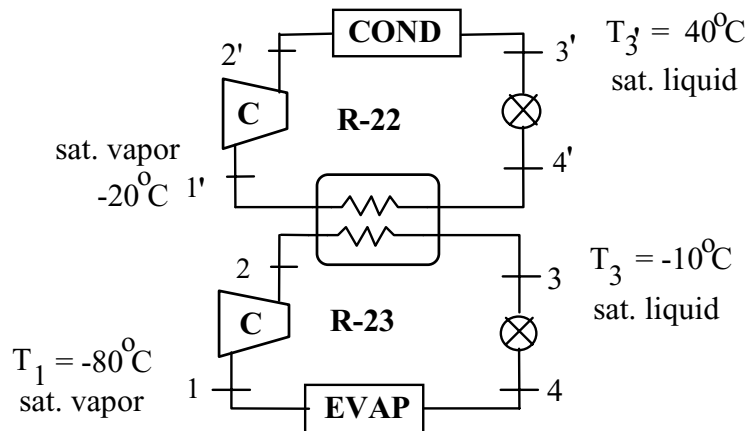
$$\Rightarrow \dot{m}_{\text{R-12}} = \dot{Q}_H/q_H = 564/130.9 = 4.309 \text{ kg/s}$$

$$\dot{W}_{\text{R-12}} = 4.309(21.9 - 2.5) = \mathbf{83.6 \text{ kW}}$$

Comment: The heat exchange process between the two cycles is not realistic. The exhaust must be expanded down to 100 kPa from state 4 and then flow at constant P through a heat exchanger.

11.143

A cascade system is composed of two ideal refrigeration cycles, as shown in Fig. 11.41. The high-temperature cycle uses R-22. Saturated liquid leaves the condenser at 40°C, and saturated vapor leaves the heat exchanger at -20°C. The low-temperature cycle uses a different refrigerant, R-23. Saturated vapor leaves the evaporator at -80°C, $h = 330$ kJ/kg, and saturated liquid leaves the heat exchanger at -10°C, $h = 185$ kJ/kg. R-23 out of the compressor has $h = 405$ kJ/kg. Calculate the ratio of the mass flow rates through the two cycles and the coefficient of performance of the system.



	T, °C	P	h	s		T, °C	P	h	s
1'	-20	0.245	242.1	0.9593	1	-80	0.12	330	1.76
2'	71	1.534	289.0	0.9593	2	50	1.90	405	1.76
3'	40	1.534	94.3		3	-10	1.90	185	
4'	-20		94.3		4	-80	0.12	185	

$$\dot{m}/\dot{m}' = \frac{h_1' - h_4'}{h_2 - h_3} = \frac{242.1 - 94.3}{405 - 185} = \mathbf{0.672}$$

$$q_L = h_1 - h_4 = 330 - 185 = 145 \text{ kJ/kg}$$

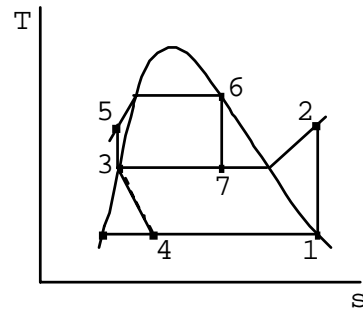
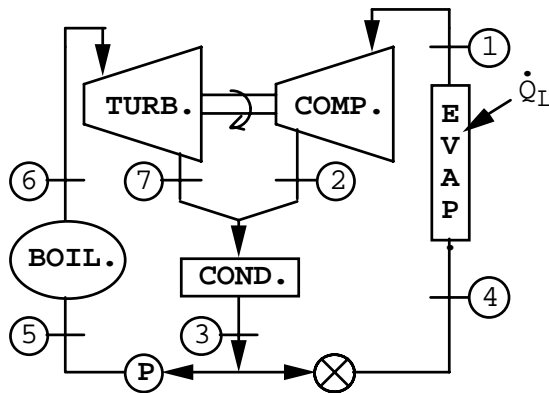
$$\begin{aligned} -\dot{W}_{\text{TOT}}/\dot{m} &= (h_2 - h_1) + (\dot{m}'/\dot{m})(h_2' - h_1') \\ &= (405 - 330) + (1/0.672)(289 - 242.1) = 144.8 \text{ kJ/kg} \end{aligned}$$

$$\beta = Q_L/(-\dot{W}_{\text{TOT}}) = 145/144.8 = \mathbf{1.0}$$

11.144

Consider an ideal dual-loop heat-powered refrigeration cycle using R-12 as the working fluid, as shown in Fig. P11.87. Saturated vapor at 105°C leaves the boiler and expands in the turbine to the condenser pressure. Saturated vapor at -15°C leaves the evaporator and is compressed to the condenser pressure. The ratio of the flows through the two loops is such that the turbine produces just enough power to drive the compressor. The two exiting streams mix together and enter the condenser. Saturated liquid leaving the condenser at 45°C is then separated into two streams in the necessary proportions. Determine the ratio of mass flow rate through the power loop to that through the refrigeration loop. Find also the performance of the cycle, in terms of the ratio \dot{Q}_L / \dot{Q}_H .

Solution:



$T_1 = -15^\circ\text{C}$ sat. vap.

Table B.3.1 $T_6 = 105^\circ\text{C}$ sat. vapor $\Rightarrow P_5 = P_6 = 3.6509$ MPa

Table B.3.1 $T_3 = 45^\circ\text{C}$ sat. liquid $\Rightarrow P_2 = P_3 = P_7 = 1.0843$ MPa

$$h_1 = 180.97; \quad h_3 = h_4 = 79.71; \quad h_6 = 206.57$$

C.V. Turbine

$$s_7 = s_6 = 0.6325 = 0.2877 + x_7 \times 0.3934; \quad x_7 = 0.8765$$

$$h_7 = 79.71 + 0.8765 \times 125.16 = 189.41$$

C.V. Compressor (computer tables are used for this due to value of P)

$$s_2 = s_1 = 0.7051, \quad P_2 \Rightarrow T_2 = 54.7^\circ\text{C}, \quad h_2 = 212.6 \text{ kJ/kg}$$

CV: turbine + compressor

$$\text{Continuity Eq.:} \quad \dot{m}_1 = \dot{m}_2, \quad \dot{m}_6 = \dot{m}_7 ;$$

$$\text{Energy Eq.:} \quad \dot{m}_1 h_1 + \dot{m}_6 h_6 = \dot{m}_2 h_2 + \dot{m}_7 h_7$$

$$\dot{m}_6 / \dot{m}_1 = (212.6 - 180.97) / (206.57 - 189.41) = \mathbf{1.843}$$

CV: pump

$$w_P = v_3(P_5 - P_3) = 0.000811(3651 - 1084) = 2.082 \text{ kJ/kg}$$

$$h_5 = h_3 + w_P = 81.79 \text{ kJ/kg}$$

CV: evaporator $\Rightarrow \dot{Q}_L = \dot{m}_1(h_1 - h_4)$

CV: boiler $\Rightarrow \dot{Q}_H = \dot{m}_6(h_6 - h_5)$

$$\beta = \frac{\dot{Q}_L}{\dot{Q}_H} = \frac{\dot{m}_1(h_1 - h_4)}{\dot{m}_6(h_6 - h_5)} = \frac{180.97 - 79.71}{1.843(206.57 - 81.79)} = \mathbf{0.44}$$

11.145

For a cryogenic experiment heat should be removed from a space at 75 K to a reservoir at 180 K. A heat pump is designed to use nitrogen and methane in a cascade arrangement (see Fig. 11.41), where the high temperature of the nitrogen condensation is at 10 K higher than the low-temperature evaporation of the methane. The two other phase changes take place at the listed reservoir temperatures. Find the saturation temperatures in the heat exchanger between the two cycles that gives the best coefficient of performance for the overall system.

The nitrogen cycle is the bottom cycle and the methane cycle is the top cycle. Both std. refrigeration cycles.

$$T_{Hm} = 180 \text{ K} = T_{3m}, \quad T_{LN} = 75 \text{ K} = T_{4N} = T_{1N}$$

$$T_{Lm} = T_{4m} = T_{1m} = T_{3N} - 10, \quad \text{Trial and error on } T_{3N} \text{ or } T_{Lm}.$$

For each cycle we have,

$$-w_C = h_2 - h_1, \quad s_2 = s_1, \quad -q_H = h_2 - h_3, \quad q_L = h_1 - h_4 = h_1 - h_3$$

Nitrogen: $T_4 = T_1 = 75 \text{ K} \Rightarrow h_1 = 74.867 \text{ kJ/kg}, s_1 = 5.4609 \text{ kJ/kg K}$

N ₂	T ₃	h ₃	P ₂	h ₂	-w _c	-q _H	q _L
a)	120	-17.605	2.5125	202.96	128.1	220.57	92.47
b)	115	-34.308	1.9388	188.35	113.5	222.66	109.18
c)	110	-48.446	1.4672	173.88	99.0	222.33	123.31

Methane: $T_3 = 180 \text{ K} \Rightarrow h_3 = -0.5 \text{ kJ/kg}, P_2 = 3.28655 \text{ MPa}$

CH ₄	T ₄	h ₁	s ₁	h ₂	-w _c	-q _H	q _L
a)	110	221	9.548	540.3	319.3	540.8	221.5
b)	105	212.2	9.691	581.1	368.9	581.6	212.7
c)	100	202.9	9.851	629.7	426.8	630.2	203.4

The heat exchanger that connects the cycles transfers a Q

$$\dot{Q}_{Hn} = q_{Hn} \dot{m}_n = \dot{Q}_{Lm} = q_{Lm} \dot{m}_m \Rightarrow \dot{m}_m / \dot{m}_n = q_{Hn} / q_{Lm}$$

The overall unit then has

$$\dot{Q}_{L 75 \text{ K}} = \dot{m}_n q_{Ln}; \quad \dot{W}_{\text{tot in}} = -(\dot{m}_n w_{cn} + \dot{m}_m w_{cm})$$

$$\beta = \dot{Q}_{L 75 \text{ K}} / \dot{W}_{\text{tot in}} = q_{Ln} / [-w_{cn} - (\dot{m}_m / \dot{m}_n) w_{cm}]$$

Case	\dot{m}_m / \dot{m}_n	$w_{cn} + (\dot{m}_m / \dot{m}_n) w_{cm}$	β
a)	0.996	446.06	0.207
b)	1.047	499.65	0.219
c)	1.093	565.49	0.218

A maximum coeff. of performance is between case b) and c).

Availability or Exergy Concepts

11.146

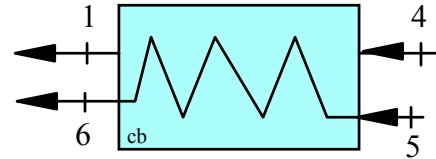
Find the flows and fluxes of exergy in the condenser of Problem 11.32. Use those to determine the second law efficiency.

For this case we select $T_o = 12^\circ\text{C} = 285\text{ K}$, the ocean water temperature.

The states properties from Tables B.1.1 and B.1.3

1: 45°C , $x = 0$: $h_1 = 188.42\text{ kJ/kg}$,

3: 3.0 MPa , 600°C : $s_3 = 7.5084\text{ kJ/kg K}$



C.V. Turbine : $w_T = h_3 - h_4$; $s_4 = s_3$

$$s_4 = s_3 = 7.5084 = 0.6386 + x_4 (7.5261) \Rightarrow x_4 = 0.9128$$

$$\Rightarrow h_4 = 188.42 + 0.9128 (2394.77) = 2374.4\text{ kJ/kg}$$

C.V. Condenser : $q_L = h_4 - h_1 = 2374.4 - 188.42 = 2186\text{ kJ/kg}$

$$\dot{Q}_L = \dot{m}q_L = 25 \times 2186 = 54.65\text{ MW} = \dot{m}_{\text{ocean}} C_p \Delta T$$

$$\dot{m}_{\text{ocean}} = \dot{Q}_L / C_p \Delta T = 54\,650 / (4.18 \times 3) = 4358\text{ kg/s}$$

The net drop in exergy of the water is

$$\begin{aligned} \dot{\Phi}_{\text{water}} &= \dot{m}_{\text{water}} [h_4 - h_1 - T_o(s_4 - s_1)] \\ &= 25 [2374.4 - 188.4 - 285 (7.5084 - 0.6386)] \\ &= 54\,650 - 48\,947 = \mathbf{5703\text{ kW}} \end{aligned}$$

The net gain in exergy of the ocean water is

$$\begin{aligned} \dot{\Phi}_{\text{ocean}} &= \dot{m}_{\text{ocean}} [h_6 - h_5 - T_o(s_6 - s_5)] \\ &= \dot{m}_{\text{ocean}} [C_p(T_6 - T_5) - T_o C_p \ln\left(\frac{T_6}{T_5}\right)] \\ &= 4358 [4.18(15 - 12) - 285 \times 4.18 \ln\frac{273 + 15}{273 + 12}] \\ &= 54\,650 - 54\,364 = \mathbf{286\text{ kW}} \end{aligned}$$

The second law efficiency is

$$\eta_{II} = \dot{\Phi}_{\text{ocean}} / \dot{\Phi}_{\text{water}} = \frac{286}{5703} = \mathbf{0.05}$$

In reality all the exergy in the ocean water is destroyed as the 15°C water mixes with the ocean water at 12°C after it flows back out into the ocean and the efficiency does not have any significance. Notice the small rate of exergy relative to the large rates of energy being transferred.

11.147

Find the availability of the water at all four states in the Rankine cycle described in Problem 11.33. Assume that the high-temperature source is 500°C and the low-temperature reservoir is at 25°C. Determine the flow of availability in or out of the reservoirs per kilogram of steam flowing in the cycle. What is the overall cycle second law efficiency?

Solution:

Reference State: 100 kPa, 25°C, $s_o = 0.3674$ kJ/kg K, $h_o = 104.89$ kJ/kg

$$\begin{aligned}\psi_1 &= h_1 - h_o - T_o(s_1 - s_o) \\ &= 191.83 - 104.89 - 298.15(0.6493 - 0.3674) = 2.89 \text{ kJ/kg} \\ \psi_2 &= 195.35 - 104.89 - 298.15(0.6493 - 0.3674) = \psi_1 + 3.525 = 6.42 \text{ kJ/kg} \\ \psi_3 &= 3222.3 - 104.89 - 298.15(6.8405 - 0.3674) = 1187.5 \text{ kJ/kg} \\ \psi_4 &= \psi_3 - w_{T,s} = 131.96 \text{ kJ/kg} \\ \Delta\psi_H &= (1 - T_o/T_H)q_H = 0.6144 \times 3027 = 1859.7 \text{ kJ/kg} \\ \Delta\psi_L &= (1 - T_o/T_o)q_C = 0 \text{ kJ/kg} \\ \eta_{II} &= w_{NET}/\Delta\psi_H = (1055.5 - 3.53)/1859.7 = \mathbf{0.5657}\end{aligned}$$

Notice— $T_H > T_3$, $T_L < T_4 = T_1$ so cycle is externally irreversible. Both q_H and q_C over finite ΔT .

11.148

Find the flows of exergy into and out of the feedwater heater in Problem 11.43.

State 1: $x_1 = 0$, $h_1 = 298.25$ kJ/kg, $v_1 = 0.001658$ m³/kg

State 3: $x_3 = 0$, $h_3 = 421.48$ kJ/kg, $v_3 = 0.001777$ m³/kg

State 5: $h_5 = 421.48$ kJ/kg, $s_5 = 4.7306$ kJ/kg K

State 6: $s_6 = s_5 \Rightarrow x_6 = (s_6 - s_f)/s_{fg} = 0.99052$, $h_6 = 1461.53$ kJ/kg

C.V Pump P1

$$w_{P1} = h_2 - h_1 = v_1(P_2 - P_1) = 0.001658(2033 - 1003) = 1.708 \text{ kJ/kg}$$

$$\Rightarrow h_2 = h_1 + w_{P1} = 298.25 + 1.708 = 299.96 \text{ kJ/kg}$$

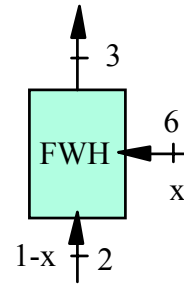
C.V. Feedwater heater: Call $\dot{m}_6 / \dot{m}_{tot} = x$ (the extraction fraction)

Energy Eq.: $(1 - x) h_2 + x h_6 = 1 h_3$

$$x = \frac{h_3 - h_2}{h_6 - h_2} = \frac{762.79 - 189.42}{3640.6 - 189.42} = 0.1046$$

$$\dot{m}_{extr} = x \dot{m}_{tot} = 0.1046 \times 5 = 0.523 \text{ kg/s}$$

$$\dot{m}_2 = (1-x) \dot{m}_{tot} = (1 - 0.1046) 5 = 4.477 \text{ kg/s}$$



Reference State: 100 kPa, 20°C, $s_o = 6.2826$ kJ/kg K, $h_o = 1516.1$ kJ/kg

$$\psi_2 = h_2 - h_o - T_o(s_2 - s_o)$$

$$= 299.96 - 1516.1 - 293.15(1.121 - 6.2826) = 296.21 \text{ kJ/kg}$$

$$\psi_6 = 1461.53 - 1516.1 - 293.15(4.7306 - 6.2826) = 400.17 \text{ kJ/kg}$$

$$\psi_3 = 421.48 - 1516.1 - 293.15(1.5121 - 6.2826) = 303.14 \text{ kJ/kg}$$

The rate of exergy flow is then

$$\dot{\Phi}_2 = \dot{m}_2 \psi_2 = 4.477 \times 296.21 = \mathbf{1326 \text{ kW}}$$

$$\dot{\Phi}_6 = \dot{m}_6 \psi_6 = 0.523 \times 400.17 = \mathbf{209.3 \text{ kW}}$$

$$\dot{\Phi}_3 = \dot{m}_3 \psi_3 = 5.0 \times 303.14 = \mathbf{1516 \text{ kW}}$$

The mixing is destroying $1326 + 209 - 1516 = 19$ kW of exergy

11.149

Find the availability of the water at all the states in the steam power plant described in Problem 11.57. Assume the heat source in the boiler is at 600°C and the low-temperature reservoir is at 25°C. Give the second law efficiency of all the components.

From solution to 11.21 and 11.57:

States	0	1 sat liq.	2a	3	4a (x = 0.7913)
h [kJ/kg]	104.89	191.81	195.58	2804.14	2085.24
s [kJ/kg K]	0.3674	0.6492	0.6529	6.1869	6.5847

The entropy for state 2a was done using the compressed liquid entry at 2MPa at the given h. You could interpolate in the compressed liquid tables to get at 3 MPa or use the computer tables to be more accurate.

Definition of flow exergy: $\psi = h - h_o - T_o(s - s_o)$

$$\psi_1 = 191.81 - 104.89 - 298.15(0.6492 - 0.3674) = 2.90 \text{ kJ/kg}$$

$$\psi_{2a} = 195.58 - 104.89 - 298.15(0.6529 - 0.3674) = 5.57 \text{ kJ/kg}$$

$$\psi_3 = 2804.14 - 104.89 - 298.15(6.1869 - 0.3674) = 964.17 \text{ kJ/kg}$$

$$\psi_{4a} = 2085.24 - 104.89 - 298.15(6.5847 - 0.3674) = 126.66 \text{ kJ/kg}$$

$$\eta_{II \text{ Pump}} = (\psi_{2a} - \psi_1) / w_{p \text{ ac}} = (5.57 - 2.9) / 3.775 = \mathbf{0.707}$$

$$\begin{aligned} \eta_{II \text{ Boiler}} &= (\psi_3 - \psi_{2a}) / [(1 - T_o/T_H) q_H] \\ &= (964.17 - 5.57) / [0.658 \times 2608.6] = \mathbf{0.56} \end{aligned}$$

$$\eta_{II \text{ Turbine}} = w_{T \text{ ac}} / (\psi_3 - \psi_{4a}) = 718.9 / (964.17 - 126.66) = \mathbf{0.858}$$

$$\eta_{II \text{ Cond}} = \Delta\psi_{\text{amb}} / (\psi_{4a} - \psi_1) = \mathbf{0}$$

Remark: Due to the interpolation the efficiency for the pump is not quite correct. It should have a second law efficiency greater than the isentropic efficiency.

11.150

Consider the Brayton cycle in Problem 11.72. Find all the flows and fluxes of exergy and find the overall cycle second-law efficiency. Assume the heat transfers are internally reversible processes, and we then neglect any external irreversibility.

Solution:

Efficiency is from Eq.11.8

$$\eta = \frac{\dot{W}_{\text{net}}}{\dot{Q}_H} = \frac{W_{\text{net}}}{q_H} = 1 - r_p^{-(k-1)/k} = 1 - 16^{-0.4/1.4} = \mathbf{0.547}$$

from the required power we can find the needed heat transfer

$$\dot{Q}_H = \dot{W}_{\text{net}} / \eta = \frac{14\,000}{0.547} = 25\,594 \text{ kW}$$

$$\dot{m} = \dot{Q}_H / q_H = 25\,594 \text{ kW} / 960 \text{ kJ/kg} = \mathbf{26.66 \text{ kg/s}}$$

Temperature after compression is

$$T_2 = T_1 r_p^{(k-1)/k} = 290 \times 16^{0.4/1.4} = 640.35 \text{ K}$$

The highest temperature is after combustion

$$T_3 = T_2 + q_H / C_p = 640.35 + \frac{960}{1.004} = \mathbf{1596.5 \text{ K}}$$

For the exit flow I need the exhaust temperature

$$T_4 = T_3 r_p^{-\frac{k-1}{k}} = 1596.5 \times 16^{-0.2857} = 723 \text{ K}$$

$$\eta_{\text{II}} = \dot{W}_{\text{NET}} / \dot{\Phi}_H \quad \text{since the low T exergy flow out is lost}$$

The high T exergy input from combustion is

$$\begin{aligned} \dot{\Phi}_H &= \dot{m}(\psi_3 - \psi_2) = \dot{m}[h_3 - h_2 - T(s_3 - s_2)] \\ &= 26.66 [960 - 298 \times 1.004 \ln(\frac{1596.5}{640.35})] = \mathbf{18\,303 \text{ kW}} \end{aligned}$$

$$\eta_{\text{II}} = \dot{W}_{\text{NET}} / \dot{\Phi}_H = 14\,000 / 18\,303 = \mathbf{0.765}$$

$$\begin{aligned} \dot{\Phi}_{\text{flow in}} &= \dot{m}(\psi_4 - \psi_o) = \dot{m}[h_4 - h_o - T(s_4 - s_o)] \\ &= 26.66 [1.004(17 - 25) - 298 \times 1.004 \ln(\frac{290}{298})] = \mathbf{2.0 \text{ kW}} \end{aligned}$$

$$\begin{aligned} \dot{\Phi}_{\text{flow out}} &= \dot{m}(\psi_1 - \psi_o) = \dot{m}[h_1 - h_o - T(s_1 - s_o)] \\ &= 26.66 [1.004(723 - 298) - 298 \times 1.004 \ln(\frac{723}{298})] = \mathbf{4302 \text{ kW}} \end{aligned}$$

11.151

For Problem 11.141, determine the change of availability of the water flow and that of the air flow. Use these to determine a second law efficiency for the boiler heat exchanger.

From solution to 11.141:

$$\dot{m}_{\text{H}_2\text{O}} = 26.584 \text{ kg/s}, \quad h_2 = 194.85 \text{ kJ/kg}, \quad s_2 = 0.6587 \text{ kJ/kg K}$$

$$h_3 = 3456.5 \text{ kJ/kg}, \quad s_3 = 7.2338, \quad s_{\text{Ti}}^\circ = 7.9820, \quad s_{\text{Te}}^\circ = 7.1762 \text{ kJ/kg K}$$

$$h_i = 903.16 \text{ kJ/kg}, \quad h_e = 408.13 \text{ kJ/kg}$$

$$\psi_3 - \psi_2 = h_3 - h_2 - T_0(s_3 - s_2) = 1301.28 \text{ kJ/kg}$$

$$\psi_i - \psi_e = h_i - h_e - T_0(s_{\text{Ti}}^\circ - s_{\text{Te}}^\circ) = 254.78 \text{ kJ/kg}$$

$$\eta_{\text{II}} = \frac{(\psi_3 - \psi_2)\dot{m}_{\text{H}_2\text{O}}}{(\psi_i - \psi_e)\dot{m}_{\text{air}}} = \frac{1301.28 \times 26.584}{254.78 \times 175} = \mathbf{0.776}$$

Review Problems

11.152

A simple steam power plant is said to have the four states as listed: 1: (20°C, 100 kPa), 2: (25°C, 1 MPa), 3: (1000°C, 1 MPa), 4: (250°C, 100 kPa) with an energy source at 1100°C and it rejects energy to a 0°C ambient. Is this cycle possible? Are any of the devices impossible?

Solution:

The cycle should be like Figure 11.3 for an ideal or Fig.11.9 for an actual pump and turbine in the cycle. We look the properties up in Table B.1:

State 1: $h_1 = 83.94$, $s_1 = 0.2966$ State 2: $h_2 = 104.87$, $s_2 = 0.3673$

State 3: $h_3 = 4637.6$, $s_3 = 8.9119$ State 4: $h_4 = 2974.3$, $s_4 = 8.0332$

We may check the overall cycle performance

Boiler: $q_H = h_3 - h_2 = 4637.6 - 104.87 = 4532.7$ kJ/kg

Condenser: $q_L = h_4 - h_1 = 2974.3 - 83.94 = 2890.4$ kJ/kg

$\eta_{\text{cycle}} = q_{\text{net}} / q_H = (q_H - q_L) / q_H = 1642.3 / 4532.7 = 0.362$

$\eta_{\text{carnot}} = 1 - T_L / T_H = 1 - \frac{273.15}{273.15 + 1100} = \mathbf{0.80} > \eta_{\text{cycle}} \quad \mathbf{OK}$

Check the second law for the individual devices:

C.V. Boiler plus wall to reservoir

$s_{\text{gen}} = s_3 - s_2 - \frac{q_H}{T_{\text{res}}} = 8.9119 - 0.3673 - \frac{4532.7}{1373} = 5.24$ kJ/kg K > 0 **OK**

C.V. Condenser plus wall to reservoir

$s_{\text{gen}} = s_1 - s_4 + \frac{q_L}{T_{\text{res}}} = 0.2966 - 8.0332 + \frac{2890.4}{273} = 2.845$ kJ/kg K > 0 **OK**

C.V. Pump: $w_p = h_2 - h_1 = 20.93$ kJ/kg ;

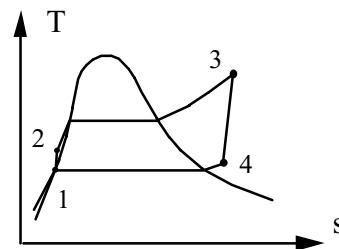
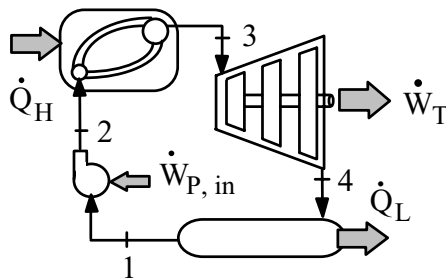
$s_{\text{gen}} = s_2 - s_1 = 0.3673 - 0.2966 = 0.0707$ kJ/kg K > 0 **OK**

C.V. Turbine: $w_T = h_3 - h_4 = 4637.6 - 2974.3 = 1663.3$ kJ/kg

$s_{\text{gen}} = s_4 - s_3 = 8.0332 - 8.9119 = -0.8787$ kJ/kg K

$s_{\text{gen}} < 0$

NOT POSSIBLE



11.153

Do Problem 11.31 with R-134a as the working fluid in the Rankine cycle.

Consider the ammonia Rankine-cycle power plant shown in Fig. P11.31, a plant that was designed to operate in a location where the ocean water temperature is 25°C near the surface and 5°C at some greater depth. The mass flow rate of the working fluid is 1000 kg/s.

- Determine the turbine power output and the pump power input for the cycle.
- Determine the mass flow rate of water through each heat exchanger.
- What is the thermal efficiency of this power plant?

Solution:

a) Turbine

$$s_2 = s_1 = 1.7183 = 1.0485 + x_2 \times 0.6733 \quad \Rightarrow \quad x_2 = 0.9948$$

$$h_2 = 213.58 + 0.9948 \times 190.65 = 403.24 \text{ kJ/kg}$$

$$w_T = h_1 - h_2 = 409.84 - 403.24 = 6.6 \text{ kJ/kg}$$

$$\dot{W}_T = \dot{m}w_T = 6600 \text{ kW}$$

$$\text{Pump: } w_P \approx v_3(P_4 - P_3) = 0.000794(572.8 - 415.8) = 0.125 \text{ kJ/kg}$$

$$w_P = w_P / \eta_S = 0.125 \quad \Rightarrow \quad \dot{W}_P = \dot{m}w_P = \mathbf{125 \text{ kW}}$$

b) Consider the condenser heat transfer to the low T water

$$\dot{Q}_{\text{to low T H}_2\text{O}} = 1000(403.24 - 213.58) = 189\,660 \text{ kW}$$

$$\dot{m}_{\text{low T H}_2\text{O}} = \frac{189660}{29.38 - 20.98} = \mathbf{22\,579 \text{ kg/s}}$$

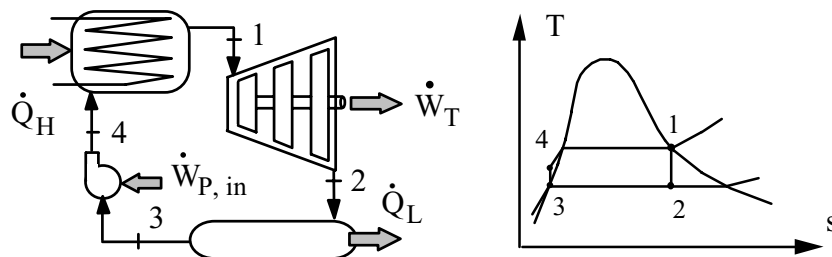
$$h_4 = h_3 - w_P = 213.58 + 0.125 = 213.71 \text{ kJ/kg}$$

Now consider the boiler heat transfer from the high T water

$$\dot{Q}_{\text{from high T H}_2\text{O}} = 1000(409.84 - 213.71) = 196\,130 \text{ kW}$$

$$\dot{m}_{\text{high T H}_2\text{O}} = \frac{196130}{104.87 - 96.50} = \mathbf{23\,432 \text{ kg/s}}$$

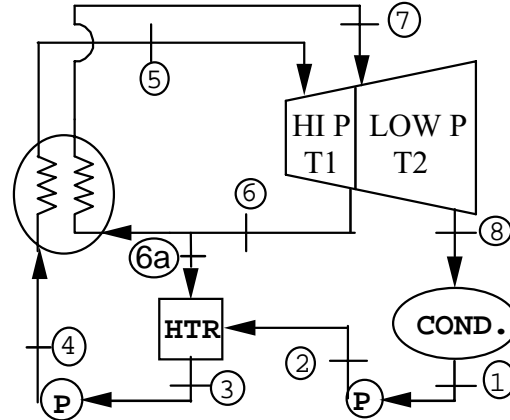
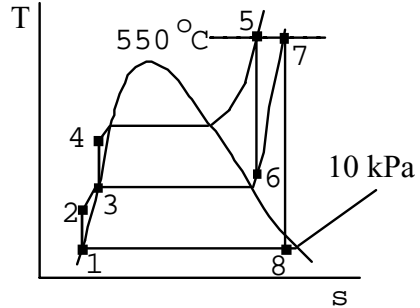
$$\text{c) } \eta_{\text{TH}} = \dot{W}_{\text{NET}} / \dot{Q}_H = \frac{6600 - 125}{196130} = \mathbf{0.033}$$



11.154

An ideal steam power plant is designed to operate on the combined reheat and regenerative cycle and to produce a net power output of 10 MW. Steam enters the high-pressure turbine at 8 MPa, 550°C, and is expanded to 0.6 MPa, at which pressure some of the steam is fed to an open feedwater heater, and the remainder is reheated to 550°C. The reheated steam is then expanded in the low-pressure turbine to 10 kPa. Determine the steam flow rate to the high-pressure turbine and the power required to drive each of the pumps.

a)



b) $-w_{P12} = 0.00101(600 - 10) = 0.6 \text{ kJ/kg}$

$h_2 = h_1 - w_{P12} = 191.8 + 0.6 = 192.4 \text{ kJ/kg}$

$-w_{P34} = 0.00101(8000 - 600) = 8.1 \text{ kJ/kg}$

$h_4 = h_3 - w_{P34} = 670.6 + 8.1 = 678.7$; $h_5 = 3521.0 \text{ kJ/kg}$,

$s_6 = s_5 = 6.8778 \Rightarrow T_6 = 182.32 \text{ }^\circ\text{C}$ $h_6 = 2810.0 \text{ kJ/kg}$,

$h_7 = 3591.9$, $s_8 = s_7 = 8.1348 = 0.6493 + x_8 \times 7.5009 \Rightarrow x_8 = 0.9979$

$h_8 = 191.83 + 0.9979 \times 2392.8 = 2579.7 \text{ kJ/kg}$

CV: heater

Cont: $m_{6a} + m_2 = m_3 = 1 \text{ kg}$, 1st law: $m_{6a}h_6 + m_2h_2 = m_3h_3$

$m_{6a} = \frac{670.6 - 192.4}{2810.0 - 192.4} = 0.1827$, $m_2 = m_7 = 1 - m_{6a} = 0.8173$

CV: turbine

$w_T = (h_5 - h_6) + (1 - m_{6a})(h_7 - h_8)$

$= 3521 - 2810 + 0.8173(3591.9 - 2579.7) = 1538.2 \text{ kJ/kg}$

CV: pumps

$w_P = m_2w_{P12} + m_4w_{P34} = 0.8214 \times (-0.6) + 1 \times (-8.1) = -8.6 \text{ kJ/kg}$

$w_N = 1538.2 - 8.6 = 1529.6 \text{ kJ/kg}$ (m_5)

$\dot{m}_5 = \dot{W}_N/w_N = 10000/1529.6 = \mathbf{6.53 \text{ kg/s}}$

11.155

Steam enters the turbine of a power plant at 5 MPa and 400°C, and exhausts to the condenser at 10 kPa. The turbine produces a power output of 20 000 kW with an isentropic efficiency of 85%. What is the mass flow rate of steam around the cycle and the rate of heat rejection in the condenser? Find the thermal efficiency of the power plant and how does this compare with a Carnot cycle.

Solution: $\dot{W}_T = 20\,000\text{ kW}$ and $\eta_{Ts} = 85\%$

State 3: $h_3 = 3195.6\text{ kJ/kg}$, $s_3 = 6.6458\text{ kJ/kgK}$

State 1: $P_1 = P_4 = 10\text{ kPa}$, sat liq, $x_1 = 0$

$$T_1 = 45.8^\circ\text{C}, h_1 = h_f = 191.8\text{ kJ/kg}, v_1 = v_f = 0.00101\text{ m}^3/\text{kg}$$

C.V Turbine : 1st Law: $q_T + h_3 = h_4 + w_T$; $q_T = 0$

$$w_T = h_3 - h_4, \text{ Assume Turbine is isentropic}$$

$$s_{4s} = s_3 = 6.6458\text{ kJ/kgK}, s_{4s} = s_f + x_{4s} s_{fg}, \text{ solve for } x_{4s} = 0.7994$$

$$h_{4s} = h_f + x_{4s} h_{fg} = 1091.0\text{ kJ/kg}$$

$$w_{Ts} = h_3 - h_{4s} = 1091\text{ kJ/kg}, w_T = \eta_{Ts} w_{Ts} = 927.3\text{ kJ/kg}$$

$$\dot{m} = \frac{\dot{W}_T}{w_T} = \mathbf{21.568\text{ kg/s}}, \quad h_4 = h_3 - w_T = 2268.3\text{ kJ/kg}$$

C.V. Condenser: 1st Law : $h_4 = h_1 + q_c + w_c$; $w_c = 0$

$$q_c = h_4 - h_1 = 2076.5\text{ kJ/kg}, \quad \dot{Q}_c = \dot{m} q_c = \mathbf{44786\text{ kW}}$$

C.V. Pump: Assume adiabatic, reversible and incompressible flow

$$w_{ps} = \int v dP = v_1(P_2 - P_1) = 5.04\text{ kJ/kg}$$

$$\text{1st Law : } h_2 = h_1 + w_p = 196.8\text{ kJ/kg}$$

C.V Boiler : 1st Law : $q_B + h_2 = h_3 + w_B$; $w_B = 0$

$$q_B = h_3 - h_2 = 2998.8\text{ kJ/kg}$$

$$w_{net} = w_T - w_p = 922.3\text{ kJ/kg}$$

$$\eta_{th} = w_{net} / q_B = \mathbf{0.307}$$

Carnot cycle : $T_H = T_3 = 400^\circ\text{C}$, $T_L = T_1 = 45.8^\circ\text{C}$

$$\eta_{th} = \frac{T_H - T_L}{T_H} = \mathbf{0.526}$$

11.156

Consider an ideal combined reheat and regenerative cycle in which steam enters the high-pressure turbine at 3.0 MPa, 400°C, and is extracted to an open feedwater heater at 0.8 MPa with exit as saturated liquid. The remainder of the steam is reheated to 400°C at this pressure, 0.8 MPa, and is fed to the low-pressure turbine. The condenser pressure is 10 kPa. Calculate the thermal efficiency of the cycle and the net work per kilogram of steam.

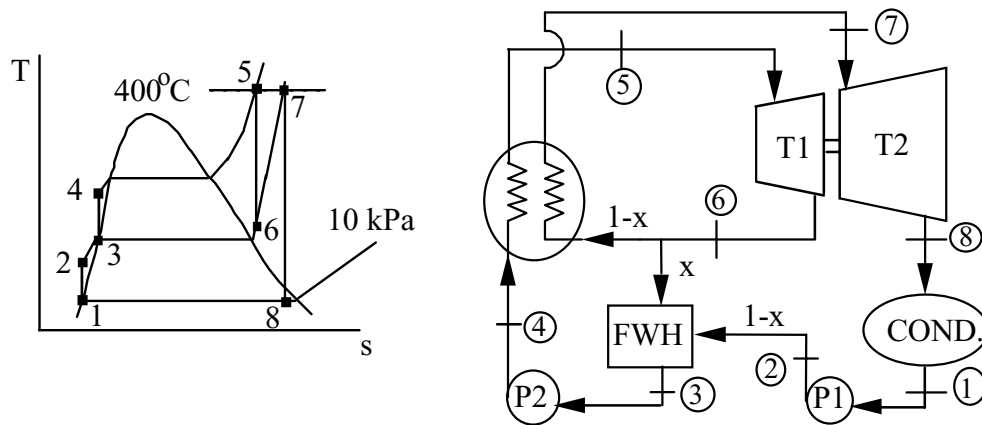
Solution:

In this setup the flow is separated into fractions x and $1-x$ after coming out of T1. The two flows are recombined in the FWH.

$$\begin{aligned} \text{C.V. T1} \quad s_6 = s_5 = 6.9211 \text{ kJ/kg K} \quad \Rightarrow \quad h_6 = 2891.6 \text{ kJ/kg} \\ w_{T1} = h_5 - h_6 = 3230.82 - 2891.6 = 339.22 \text{ kJ/kg} \end{aligned}$$

C.V. Pump 1:

$$\begin{aligned} w_{P1} = h_2 - h_1 = v_1(P_2 - P_1) = 0.00101(800 - 10) = 0.798 \text{ kJ/kg} \\ \Rightarrow h_2 = h_1 + w_{P1} = 191.81 + 0.798 = 192.61 \text{ kJ/kg} \end{aligned}$$



$$\text{C.V. FWH, } h_3 = h_f = 721.1$$

Energy equation per unit mass flow exit at 3:

$$x h_6 + (1 - x) h_2 = h_3 \quad \Rightarrow \quad x = \frac{h_3 - h_2}{h_6 - h_2} = \frac{721.1 - 192.61}{2891.6 - 192.61} = 0.1958$$

C.V. Pump 2

$$\begin{aligned} w_{P2} = h_4 - h_3 = v_3(P_4 - P_3) = 0.001115(3000 - 800) = 2.45 \text{ kJ/kg} \\ \Rightarrow h_4 = h_3 + w_{P2} = 721.1 + 2.45 = 723.55 \text{ kJ/kg} \end{aligned}$$

C.V. Boiler/steam generator including reheater.

Total flow from 4 to 5 only fraction $1-x$ from 6 to 7

$$q_H = h_5 - h_4 + (1 - x)(h_7 - h_6) = 2507.3 + 301.95 = 2809.3 \text{ kJ/kg}$$

C.V. Turbine 2

$$s_8 = s_7 = 7.5715 \text{ kJ/kg K} \Rightarrow x_8 = (7.5715 - 0.6492)/7.501 = 0.92285$$

$$h_8 = h_f + x_8 h_{fg} = 191.81 + 0.92285 \times 2392.82 = 2400.0 \text{ kJ/kg}$$

$$w_{T2} = h_7 - h_8 = 3267.07 - 2400.02 = 867.05 \text{ kJ/kg}$$

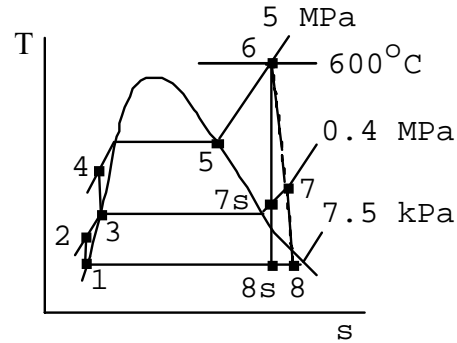
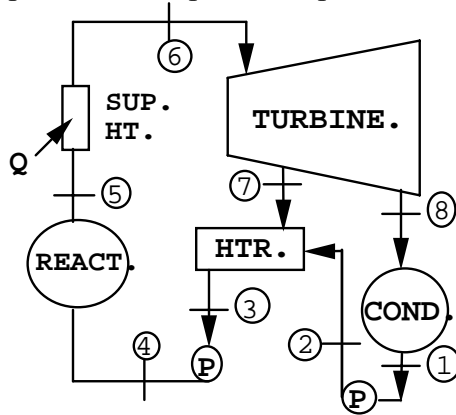
Sum the work terms to get net work. Total flow through T1 only fraction 1-x through T2 and P1 and after FWH we have the total flow through P2.

$$\begin{aligned} w_{\text{net}} &= w_{T1} + (1 - x) w_{T2} - (1 - x) w_{P1} - w_{P2} \\ &= 339.2 + 697.3 - 0.64 - 2.45 = \mathbf{1033.41 \text{ kJ/kg}} \end{aligned}$$

$$\eta_{\text{cycle}} = w_{\text{net}} / q_H = 1033.41 / 2809.3 = \mathbf{0.368}$$

11.157

In one type of nuclear power plant, heat is transferred in the nuclear reactor to liquid sodium. The liquid sodium is then pumped through a heat exchanger where heat is transferred to boiling water. Saturated vapor steam at 5 MPa exits this heat exchanger and is then superheated to 600°C in an external gas-fired superheater. The steam enters the turbine, which has one (open-type) feedwater extraction at 0.4 MPa. The isentropic turbine efficiency is 87%, and the condenser pressure is 7.5 kPa. Determine the heat transfer in the reactor and in the superheater to produce a net power output of 1 MW.



$$\dot{W}_{NET} = 1 \text{ MW}, \eta_{ST} = 0.87$$

$$-w_{P12} = 0.001008(400 - 7.5) = 0.4 \text{ kJ/kg}$$

$$h_2 = h_1 - w_{P12} = 168.8 + 0.4 = 169.2 \text{ kJ/kg}$$

$$-w_{P34} = 0.001084(5000 - 400) = 5.0 \text{ kJ/kg}$$

$$h_4 = h_3 - w_{P34} = 604.7 + 5.0 = 609.7 \text{ kJ/kg}$$

$$s_{7S} = s_6 = 7.2589, P_7 = 0.4 \text{ MPa} \Rightarrow T_{7S} = 221.2 \text{ }^\circ\text{C}, h_{7S} = 2904.5 \text{ kJ/kg}$$

$$h_6 - h_7 = \eta_{ST}(h_6 - h_{7S}) \Rightarrow 3666.5 - h_7 = 0.87(3666.5$$

$$- 2904.5) = 662.9 \Rightarrow h_7 = 3003.6 \text{ kJ/kg}$$

$$s_{8S} = s_6 = 7.2589 = 0.5764 + x_{8S} \times 7.6750; \quad x_{8S} = 0.8707$$

$$h_{8S} = 168.8 + 0.8707 \times 2406.0 = 2263.7 \text{ kJ/kg}$$

$$h_6 - h_8 = \eta_{ST}(h_6 - h_{8S}) \Rightarrow 3666.5 - h_8 = 0.87(3666.5$$

$$- 2263.7) = 1220.4 \Rightarrow h_8 = 2446.1 \text{ kJ/kg}$$

CV: heater

$$\text{cont: } m_2 + m_7 = m_3 = 1.0 \text{ kg, Energy Eq.: } m_2 h_2 + m_7 h_7 = m_3 h_3$$

$$m_7 = (604.7 - 169.2) / (3003.6 - 169.2) = 0.1536$$

CV: turbine

$$\begin{aligned}w_T &= (h_6 - h_7) + (1 - m_7)(h_7 - h_8) \\ &= 3666.5 - 3003.6 + 0.8464(3003.6 - 2446.1) = 1134.8 \text{ kJ/kg}\end{aligned}$$

CV: pumps

$$w_P = m_1 w_{P12} + m_3 w_{P34} = 0.8464(-0.4) + 1(-5.0) = -5.3 \text{ kJ/kg}$$

$$w_{NET} = 1134.8 - 5.3 = 1129.5 \Rightarrow \dot{m} = 1000/1129.5 = 0.885 \text{ kg/s}$$

CV: reactor

$$\dot{Q}_{REACT} = \dot{m}(h_5 - h_4) = 0.885(2794.3 - 609.7) = \mathbf{1933 \text{ kW}}$$

CV: superheater

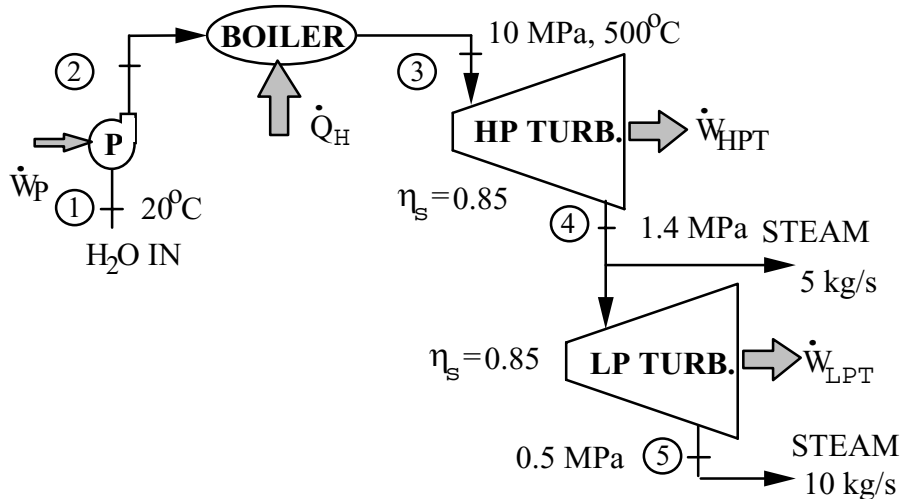
$$\dot{Q}_{SUP} = 0.885(h_6 - h_5) = 0.885(3666.5 - 2794.3) = \mathbf{746 \text{ kW}}$$

11.158

An industrial application has the following steam requirement: one 10-kg/s stream at a pressure of 0.5 MPa and one 5-kg/s stream at 1.4 MPa (both saturated or slightly superheated vapor). It is obtained by cogeneration, whereby a high-pressure boiler supplies steam at 10 MPa, 500°C to a turbine. The required amount is withdrawn at 1.4 MPa, and the remainder is expanded in the low-pressure end of the turbine to 0.5 MPa providing the second required steam flow. Assuming both turbine sections have an isentropic efficiency of 85%, determine the following.

- The power output of the turbine and the heat transfer rate in the boiler.
- Compute the rates needed were the steam generated in a low-pressure boiler without cogeneration. Assume that for each, 20°C liquid water is pumped to the required pressure and fed to a boiler.

Solution:



a) With cogeneration

high-pressure turbine, first the ideal then the actual.

$$s_{4S} = s_3 = 6.5966 \text{ kJ/kg K} \Rightarrow T_{4S} = 219.9^\circ\text{C}, h_{4S} = 2852.6 \text{ kJ/kg}$$

$$w_{S\text{HPT}} = h_3 - h_{4S} = 3373.7 - 2852.6 = 521.1 \text{ kJ/kg}$$

actual turbine from Eq.9.27

$$w_{\text{HPT}} = \eta_S w_{S\text{HPT}} = 0.85 \times 521.1 = 442.9 \text{ kJ/kg}$$

$$h_4 = h_3 - w = 3373.7 - 442.9 = 2930.8 \text{ kJ/kg}$$

$$\Rightarrow T_4 = 251.6^\circ\text{C}, s_4 = 6.7533 \text{ kJ/kg K}$$

low-pressure turbine first the ideal then the actual

$$s_{5S} = s_4 = 6.7533 = 1.8607 + x_{5S} \times 4.9606, x_{5S} = 0.9863$$

$$h_{5S} = 640.23 + 0.9863 \times 2108.5 = 2719.8 \text{ kJ/kg}$$

$$w_{S\text{LPT}} = h_4 - h_{5S} = 2930.8 - 2719.8 = 211.0 \text{ kJ/kg}$$

actual turbine from Eq.9.27

$$w_{LPT} = \eta_S w_{S LPT} = 0.85 \times 211.0 = 179.4 \text{ kJ/kg}$$

$$h_5 = h_4 - w = 2930.8 - 179.4 = 2751.4 > h_G \quad \mathbf{OK}$$

$$\dot{W}_{TURB} = 15 \times 442.9 + 10 \times 179.4 = \mathbf{8438 \text{ kW}}$$

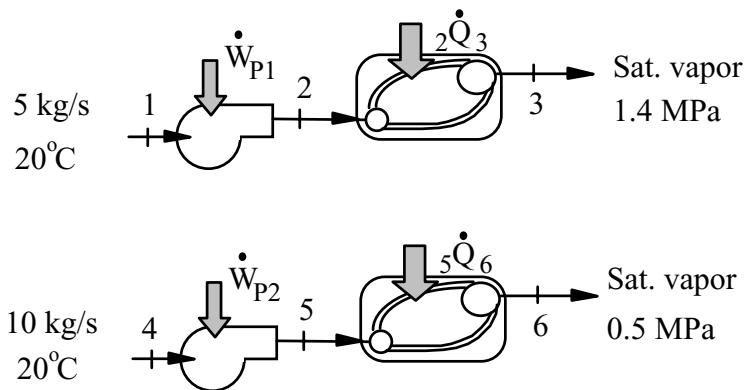
$$\dot{W}_P = 15[0.001002(10000 - 2.3)] = 150.3 \text{ kW}$$

$$h_2 = h_1 + w_P = 83.96 + 10.02 = 94.0 \text{ kJ/kg}$$

$$\dot{Q}_H = \dot{m}_1(h_3 - h_2) = 15(3373.7 - 94.0) = \mathbf{49196 \text{ kW}}$$

b) Without cogeneration

This is to be compared to the amount of heat required to supply 5 kg/s of 1.4 MPa sat. vap. plus 10 kg/s of 0.5 MPa sat. vap. from 20°C water.



Pump 1 and boiler 1

$$w_P = 0.001002(1400 - 2.3) = 14.0 \text{ kJ/kg,}$$

$$h_2 = h_1 + w_P = 83.96 + 14.0 = 85.4 \text{ kJ/kg}$$

$${}_2\dot{Q}_3 = \dot{m}_1(h_3 - h_2) = 5(2790.0 - 85.4) = 13\,523 \text{ kW}$$

$$\dot{W}_{P1} = 5 \times 14.0 = 7 \text{ kW}$$

Pump 2 and boiler 2

$$h_5 = h_4 + w_{P2} = 83.96 + 0.001002(500 - 2.3) = 84.5 \text{ kJ/kg}$$

$${}_5\dot{Q}_6 = \dot{m}_4(h_6 - h_5) = 10(2748.7 - 84.5) = 26\,642 \text{ kW}$$

$$\dot{W}_{P2} = 10 \times 0.5 = 5 \text{ kW}$$

$$\text{Total } \dot{Q}_H = 13523 + 26642 = \mathbf{40\,165 \text{ kW}}$$

11.159

Repeat Problem 11.75, but assume that the compressor has an efficiency of 82%, that both turbines have efficiencies of 87%, and that the regenerator efficiency is 70%.

$$\text{a) From solution 11.54: } T_2 = T_1 \left(\frac{P_2}{P_1} \right)^{\frac{k-1}{k}} = 300(6)^{0.286} = 500.8 \text{ K}$$

$$-w_C = -w_{12} = C_{P0}(T_2 - T_1) = 1.004(500.8 - 300) = 201.6 \text{ kJ/kg}$$

$$-w_C = -w_{SC}/\eta_{SC} = 201.6/0.82 = 245.8 \text{ kJ/kg} = w_{T1}$$

$$= C_{P0}(T_4 - T_5) = 1.004(1600 - T_5) \Rightarrow T_5 = 1355.2 \text{ K}$$

$$w_{ST1} = w_{T1}/\eta_{ST1} = 245.8/0.87 = 282.5 \text{ kJ/kg}$$

$$= C_{P0}(T_4 - T_{5S}) = 1.004(1600 - T_{5S}) \Rightarrow T_{5S} = 1318.6 \text{ K}$$

$$s_{5S} = s_4 \Rightarrow P_5 = P_4(T_{5S}/T_4)^{\frac{k}{k-1}} = 600 \left(\frac{1318.6}{1600} \right)^{3.5} = \mathbf{304.9 \text{ kPa}}$$

$$\text{b) } P_6 = 100 \text{ kPa, } s_{6S} = s_5$$

$$T_{6S} = T_5 \left(\frac{P_6}{P_5} \right)^{\frac{k-1}{k}} = 1355.2 \left(\frac{100}{304.9} \right)^{0.286} = 985.2 \text{ K}$$

$$w_{ST2} = C_{P0}(T_5 - T_{6S}) = 1.004(1355.2 - 985.2) = 371.5 \text{ kJ/kg}$$

$$w_{T2} = \eta_{ST2} \times w_{ST2} = 0.87 \times 371.5 = \mathbf{323.2 \text{ kJ/kg}}$$

$$323.2 = C_{P0}(T_5 - T_6) = 1.004(1355.2 - T_6) \Rightarrow T_6 = 1033.3 \text{ K}$$

$$\dot{m} = \dot{W}_{NET}/w_{NET} = 150/323.2 = \mathbf{0.464 \text{ kg/s}}$$

$$\text{c) } w_C = 245.8 = C_{P0}(T_2 - T_1) = 1.004(T_2 - 300) \Rightarrow T_2 = 544.8 \text{ K}$$

$$\eta_{REG} = \frac{h_3 - h_2}{h_6 - h_2} = \frac{T_3 - T_2}{T_6 - T_2} = \frac{T_3 - 544.8}{1033.3 - 544.8} = 0.7$$

$$\Rightarrow T_3 = 886.8 \text{ K}$$

$$q_H = C_{P0}(T_4 - T_3) = 1.004(1600 - 886.8) = 716 \text{ kJ/kg}$$

$$\eta_{TH} = w_{NET}/q_H = 323.2/716 = \mathbf{0.451}$$

11.160

Consider a gas turbine cycle with two stages of compression and two stages of expansion. The pressure ratio across each compressor stage and each turbine stage is 8 to 1. The pressure at the entrance of the first compressor is 100 kPa, the temperature entering each compressor is 20°C, and the temperature entering each turbine is 1100°C. A regenerator is also incorporated into the cycle and it has an efficiency of 70%. Determine the compressor work, the turbine work, and the thermal efficiency of the cycle.

See Fig.11.23 for the configuration.

$$P_2/P_1 = P_4/P_3 = P_6/P_7 = P_8/P_9 = 8.0$$

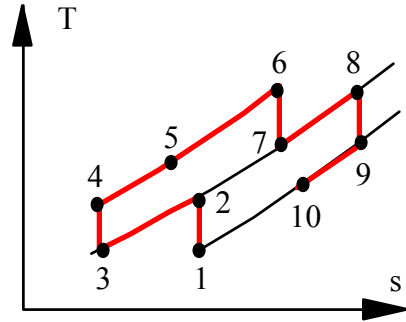
$$P_1 = 100 \text{ kPa}$$

$$T_1 = T_3 = 20 \text{ }^\circ\text{C}, \quad T_6 = T_8 = 1100 \text{ }^\circ\text{C}$$

Assume constant specific heat

$$s_2 = s_1 \text{ and } s_4 = s_3$$

$$T_4 = T_2 = T_1 \left(\frac{P_2}{P_1} \right)^{\frac{k-1}{k}} = 293.15(8)^{0.286} = 531 \text{ K}$$



$$\text{Total } -w_C = 2 \times (-w_{12}) = 2C_{P0}(T_2 - T_1) = 2 \times 1.004(531 - 293.15) = \mathbf{477.6 \text{ kJ/kg}}$$

$$\text{Also } s_6 = s_7 \text{ and } s_8 = s_9: \Rightarrow T_7 = T_9 = T_6 \left(\frac{P_7}{P_6} \right)^{\frac{k-1}{k}} = 1373.15 \left(\frac{1}{8} \right)^{0.286} = 758 \text{ K}$$

$$\text{Total } w_T = 2 \times w_{67} = 2C_{P0}(T_6 - T_7) = 2 \times 1.004(1373.15 - 758) = 1235.2 \text{ kJ/kg}$$

$$w_{\text{NET}} = 1235.2 - 477.6 = 757.6 \text{ kJ/kg}$$

Ideal regenerator: $T_5 = T_9$, $T_{10} = T_4$ so the actual one has

$$\eta_{\text{REG}} = \frac{h_5 - h_4}{h_9 - h_4} = \frac{T_5 - T_4}{T_9 - T_4} = \frac{T_5 - 531}{758 - 531} = 0.7 \Rightarrow T_5 = 689.9 \text{ K}$$

$$\Rightarrow q_H = (h_6 - h_5) + (h_8 - h_7) = C_{P0}(T_6 - T_5) + C_{P0}(T_8 - T_7)$$

$$= 1.004(1373.15 - 689.9) + 1.004(1373.15 - 758) = 1303.6 \text{ kJ/kg}$$

$$\eta_{\text{TH}} = w_{\text{NET}}/q_H = 757.6/1303.6 = \mathbf{0.581}$$

11.161

A gas turbine cycle has two stages of compression, with an intercooler between the stages. Air enters the first stage at 100 kPa, 300 K. The pressure ratio across each compressor stage is 5 to 1, and each stage has an isentropic efficiency of 82%. Air exits the intercooler at 330 K. The maximum cycle temperature is 1500 K, and the cycle has a single turbine stage with an isentropic efficiency of 86%. The cycle also includes a regenerator with an efficiency of 80%. Calculate the temperature at the exit of each compressor stage, the second-law efficiency of the turbine and the cycle thermal efficiency.

$$\text{State 1: } P_1 = 100 \text{ kPa, } T_1 = 300 \text{ K} \quad \text{State 7: } P_7 = P_o = 100 \text{ kPa}$$

$$\text{State 3: } T_3 = 330 \text{ K; } \quad \text{State 6: } T_6 = 1500 \text{ K, } P_6 = P_4$$

$$P_2 = 5 P_1 = 500 \text{ kPa; } \quad P_4 = 5 P_3 = 2500 \text{ kPa}$$

$$\text{Ideal compression } T_{2s} = T_1 (P_2/P_1)^{(k-1)/k} = 475.4 \text{ K}$$

$$1^{\text{st}} \text{ Law: } q + h_1 = h_e + w; \quad q = 0 \Rightarrow w_{c1} = h_1 - h_2 = C_P(T_1 - T_2)$$

$$w_{c1s} = C_P(T_1 - T_{2s}) = -176.0 \text{ kJ/kg, } w_{c1} = w_{c1s} / \eta = -214.6$$

$$T_2 = T_1 - w_{c1} / C_P = \mathbf{513.9 \text{ K}}$$

$$T_{4s} = T_3 (P_4/P_3)^{(k-1)/k} = 475.4 \text{ K}$$

$$w_{c2s} = C_P(T_3 - T_{4s}) = -193.6 \text{ kJ/kg; } w_{c2} = -236.1 \text{ kJ/kg}$$

$$T_4 = T_3 - w_{c2} / C_P = \mathbf{565.2 \text{ K}}$$

Ideal Turbine (reversible and adiabatic)

$$T_{7s} = T_6 (P_7/P_6)^{(k-1)/k} = 597.4 \text{ K} \Rightarrow w_{Ts} = C_P(T_6 - T_{7s}) = 905.8 \text{ kJ/kg}$$

$$1^{\text{st}} \text{ Law Turbine: } q + h_6 = h_7 + w; \quad q = 0$$

$$w_T = h_6 - h_7 = C_P(T_6 - T_7) = \eta_{Ts} w_{Ts} = 0.86 \times 905.8 = 779.0 \text{ kJ/kg}$$

$$T_7 = T_6 - w_T / C_P = 1500 - 779/1.004 = 723.7 \text{ K}$$

$$s_6 - s_7 = C_P \ln \frac{T_6}{T_7} - R \ln \frac{P_6}{P_7} = -0.1925 \text{ kJ/kg K}$$

$$\psi_6 - \psi_7 = (h_6 - h_7) - T_o(s_6 - s_7) = 779.0 - 298.15(-0.1925) = 836.8 \text{ kJ/kg}$$

$$\eta_{2\text{nd Law}} = \frac{w_T}{\psi_6 - \psi_7} = 779.0 / 836.8 = \mathbf{0.931}$$

$$d) \quad \eta_{th} = q_H / w_{net}; \quad w_{net} = w_T + w_{c1} + w_{c2} = 328.3 \text{ kJ/kg}$$

$$1^{\text{st}} \text{ Law Combustor: } q + h_i = h_e + w; \quad w = 0$$

$$q_c = h_6 - h_5 = C_P(T_6 - T_5)$$

$$\text{Regenerator: } \eta_{reg} = \frac{T_5 - T_4}{T_7 - T_4} = 0.8 \quad \rightarrow \quad T_5 = 692.1 \text{ K}$$

$$q_H = q_c = 810.7 \text{ kJ/kg; } \quad \eta_{th} = \mathbf{0.405}$$

11.162

A gasoline engine has a volumetric compression ratio of 9. The state before compression is 290 K, 90 kPa, and the peak cycle temperature is 1800 K. Find the pressure after expansion, the cycle net work and the cycle efficiency using properties from Table A.7.

Use table A.7 and interpolation.

Compression 1 to 2: $s_2 = s_1 \Rightarrow$ From Eq.8.28

$$0 = s_{T2}^{\circ} - s_{T1}^{\circ} - R \ln(P_2/P_1) = s_{T2}^{\circ} - s_{T1}^{\circ} - R \ln(T_2 v_1 / T_1 v_2)$$

$$s_{T2}^{\circ} - R \ln(T_2/T_1) = s_{T1}^{\circ} + R \ln(v_1/v_2) = 6.83521 + 0.287 \ln 9 = 7.4658$$

This becomes trial and error so estimate first at 680 K and use A.7.1.

$$\text{LHS}_{680} = 7.7090 - 0.287 \ln(680/290) = 7.4644 \text{ (too low)}$$

$$\text{LHS}_{700} = 7.7401 - 0.287 \ln(700/290) = 7.4872 \text{ (too high)}$$

Interpolate to get: $T_2 = 681.23 \text{ K}$, $u_2 = 497.9 \text{ kJ/kg}$

$$P_2 = P_1 (T_2/T_1) (v_1/v_2) = 90 (681.23 / 290) \times 9 = 1902.7 \text{ kPa}$$

$${}_1w_2 = u_1 - u_2 = 207.2 - 497.9 = -290.7 \text{ kJ/kg}$$

Combustion 2 to 3: constant volume $v_3 = v_2$

$$q_H = u_3 - u_2 = 1486.3 - 497.9 = 988.4 \text{ kJ/kg}$$

$$P_3 = P_2 (T_3/T_2) = 1902.7 (1800/681.2) = 5028 \text{ kPa}$$

Expansion 3 to 4: $s_4 = s_3 \Rightarrow$ From Eq.8.28 as before

$$s_{T4}^{\circ} - R \ln(T_4/T_3) = s_{T3}^{\circ} + R \ln(v_3/v_4) = 8.8352 + 0.287 \ln(1/9) = 8.2046$$

This becomes trial and error so estimate first at 850 K and use A.7.1.

$$\text{LHS}_{850} = 7.7090 - 0.287 \ln(850/1800) = 8.1674 \text{ (too low)}$$

$$\text{LHS}_{900} = 7.7401 - 0.287 \ln(900/1800) = 8.2147 \text{ (too high)}$$

Interpolation $\Rightarrow T_4 = 889.3 \text{ K}$, $u_4 = 666 \text{ kJ/kg}$

$$P_4 = P_3 (T_4/T_3) (v_3/v_4) = 5028 (889.3/1800) (1/9) = \mathbf{276 \text{ kPa}}$$

$${}_3w_4 = u_3 - u_4 = 1486.3 - 666.0 = 820.3 \text{ kJ/kg}$$

Net work and overall efficiency

$$w_{\text{NET}} = {}_3w_4 + {}_1w_2 = 820.3 - 290.7 = \mathbf{529.6 \text{ kJ/kg}}$$

$$\eta = w_{\text{NET}}/q_H = 529.6/988.4 = \mathbf{0.536}$$

11.163

The effect of a number of open feedwater heaters on the thermal efficiency of an ideal cycle is to be studied. Steam leaves the steam generator at 20 MPa, 600°C, and the cycle has a condenser pressure of 10 kPa. Determine the thermal efficiency for each of the following cases. **A:** No feedwater heater. **B:** One feedwater heater operating at 1 MPa. **C:** Two feedwater heaters, one operating at 3 MPa and the other at 0.2 MPa.

a) no feed water heater

$$w_p = \int_1^2 v dP$$

$$\approx 0.00101(20000 - 10)$$

$$= 20.2 \text{ kJ/kg}$$

$$h_2 = h_1 + w_p = 191.8 + 20.2 = 212.0$$

$$s_4 = s_3 = 6.5048$$

$$= 0.6493 + x_4 \times 7.5009$$

$$x_4 = 0.78064$$

$$h_4 = 191.83 + 0.78064 \times 2392.8$$

$$= 2059.7$$

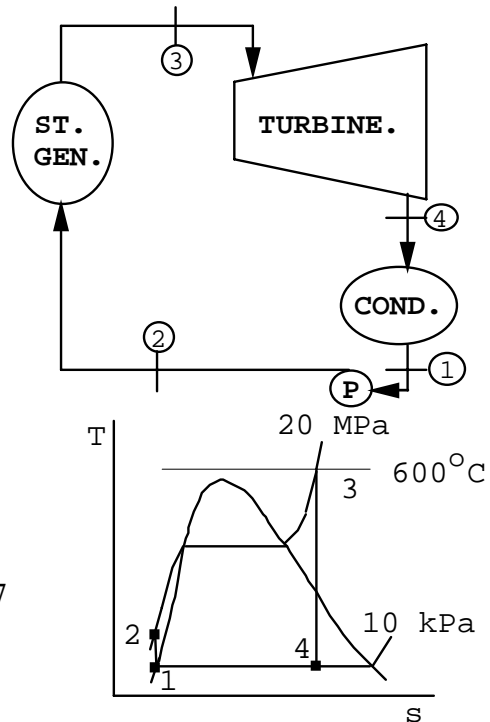
$$w_T = h_3 - h_4 = 3537.6 - 2059.7$$

$$= 1477.9 \text{ kJ/kg}$$

$$w_N = w_T - w_p = 1477.9 - 20.2 = 1457.7$$

$$q_H = h_3 - h_2 = 3537.6 - 212.0 = 3325.6$$

$$\eta_{TH} = \frac{w_N}{q_H} = \frac{1457.7}{3325.6} = \mathbf{0.438}$$



b) one feedwater heater

$$w_{p12} = 0.00101(1000 - 10)$$

$$= 1.0 \text{ kJ/kg}$$

$$h_2 = h_1 + w_{p12} = 191.8 + 1.0 = 192.8$$

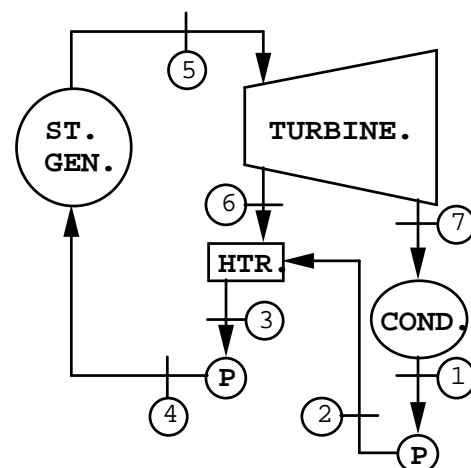
$$w_{p34} = 0.001127(20000 - 1000)$$

$$= 21.4 \text{ kJ/kg}$$

$$h_4 = h_3 + w_{p34} = 762.8 + 21.4 = 784.2$$

$$s_6 = s_5 = 6.5048$$

$$= 2.1387 + x_6 \times 4.4478$$



$$x_6 = 0.9816$$

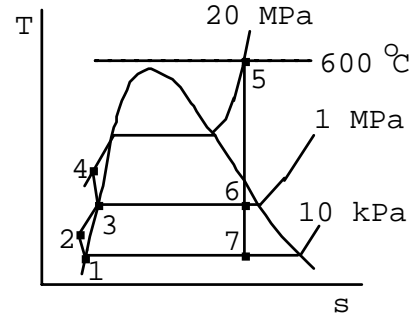
$$h_6 = 762.8 + 0.9816 \times 2015.3 = 2741.1$$

CV: heater

$$\text{const: } m_3 = m_6 + m_2 = 1.0 \text{ kg}$$

$$\text{1st law: } m_6 h_6 + m_2 h_2 = m_3 h_3$$

$$m_6 = \frac{762.8 - 192.8}{2741.1 - 192.8} = 0.2237$$



$$m_2 = 0.7763, \quad h_7 = 2059.7 \quad (= h_4 \text{ of part a))}$$

$$\text{CV: turbine} \quad w_T = (h_5 - h_6) + m_2(h_6 - h_7)$$

$$= (3537.6 - 2741.1) + 0.7763(2741.1 - 2059.7) = 1325.5 \text{ kJ/kg}$$

CV: pumps

$$w_P = m_1 w_{P12} + m_3 w_{P34} = 0.7763(1.0) + 1(21.4) = 22.2 \text{ kJ/kg}$$

$$w_N = 1325.5 - 22.2 = 1303.3 \text{ kJ/kg}$$

CV: steam generator

$$q_H = h_5 - h_4 = 3537.6 - 784.2 = 2753.4 \text{ kJ/kg}$$

$$\eta_{TH} = w_N / q_H = 1303.3 / 2753.4 = \mathbf{0.473}$$

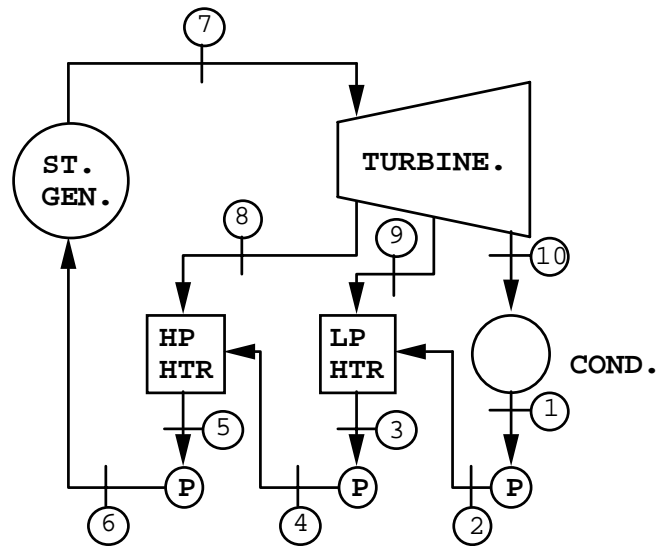
c) two feedwater heaters

$$w_{P12} = 0.00101 \times (200 - 10) = 0.2 \text{ kJ/kg}$$

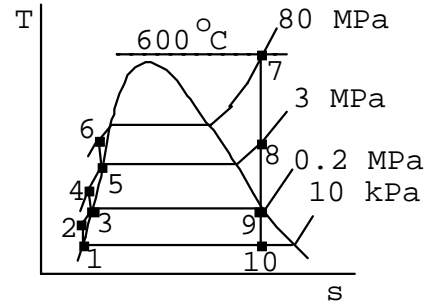
$$h_2 = w_{P12} + h_1 = 191.8 + 0.2 = 192.0$$

$$w_{P34} = 0.001061 \times (3000 - 200) = 3.0 \text{ kJ/kg}$$

$$h_4 = h_3 + w_{P34} = 504.7 + 3.0 = 507.7$$



$$\begin{aligned}
w_{P56} &= 0.001217(20000 - 3000) \\
&= 20.7 \text{ kJ/kg} \\
h_6 &= h_5 + w_{P56} = 1008.4 + 20.7 = 1029.1 \\
s_8 = s_7 = 6.5048 \quad \left. \begin{array}{l} T_8 = 293.2 \text{ }^\circ\text{C} \\ \text{at } P_8 = 3 \text{ MPa} \end{array} \right\} h_8 = 2974.8 \\
s_9 = s_8 = 6.5048 &= 1.5301 + x_9 \times 5.5970
\end{aligned}$$



$$x_9 = 0.8888 \Rightarrow h_9 = 504.7 + 0.888 \times 2201.9 = 2461.8 \text{ kJ/kg}$$

CV: high pressure heater

$$\text{cont: } m_5 = m_4 + m_8 = 1.0 \text{ kg} ; \quad \text{1st law: } m_5 h_5 = m_4 h_4 + m_8 h_8$$

$$m_8 = \frac{1008.4 - 507.7}{2974.8 - 507.7} = 0.2030 \quad m_4 = 0.7970$$

CV: low pressure heater

$$\text{cont: } m_9 + m_2 = m_3 = m_4 ; \quad \text{1st law: } m_9 h_9 + m_2 h_2 = m_3 h_3$$

$$m_9 = \frac{0.7970(504.7 - 192.0)}{2461.8 - 192.0} = 0.1098$$

$$m_2 = 0.7970 - 0.1098 = 0.6872$$

CV: turbine

$$\begin{aligned}
w_T &= (h_7 - h_8) + (1 - m_8)(h_8 - h_9) + (1 - m_8 - m_9)(h_9 - h_{10}) \\
&= (3537.6 - 2974.8) + 0.797(2974.8 - 2461.8) \\
&\quad + 0.6872(2461.8 - 2059.7) = 1248.0 \text{ kJ/kg}
\end{aligned}$$

CV: pumps

$$\begin{aligned}
w_P &= m_1 w_{P12} + m_3 w_{P34} + m_5 w_{P56} \\
&= 0.6872(0.2) + 0.797(3.0) + 1(20.7) = 23.2 \text{ kJ/kg}
\end{aligned}$$

$$w_N = 1248.0 - 23.2 = 1224.8 \text{ kJ/kg}$$

CV: steam generator

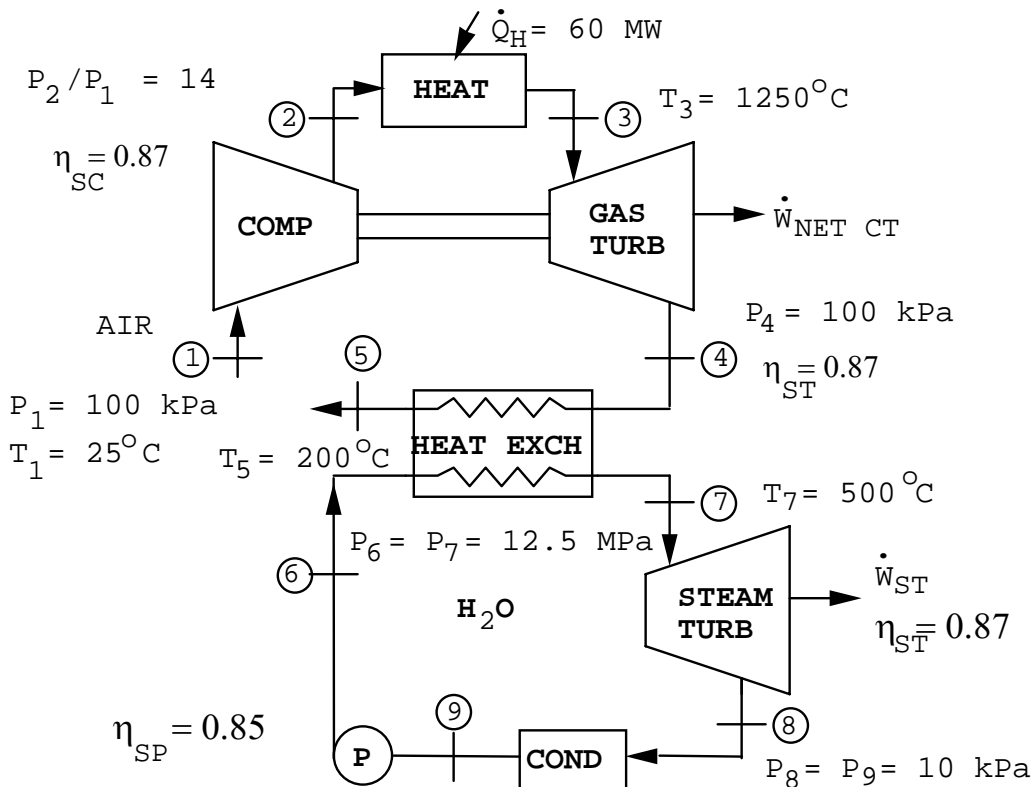
$$q_H = h_7 - h_6 = 3537.6 - 1029.1 = 2508.5 \text{ kJ/kg}$$

$$\eta_{TH} = w_N / q_H = 1224.8 / 2508.5 = \mathbf{0.488}$$

11.164

The power plant shown in Fig. 11.40 combines a gas-turbine cycle and a steam-turbine cycle. The following data are known for the gas-turbine cycle. Air enters the compressor at 100 kPa, 25°C, the compressor pressure ratio is 14, and the isentropic compressor efficiency is 87%; the heater input rate is 60 MW; the turbine inlet temperature is 1250°C, the exhaust pressure is 100 kPa, and the isentropic turbine efficiency is 87%; the cycle exhaust temperature from the heat exchanger is 200°C. The following data are known for the steam-turbine cycle. The pump inlet state is saturated liquid at 10 kPa, the pump exit pressure is 12.5 MPa, and the isentropic pump efficiency is 85%; turbine inlet temperature is 500°C and the isentropic turbine efficiency is 87%. Determine

- The mass flow rate of air in the gas-turbine cycle.
- The mass flow rate of water in the steam cycle.
- The overall thermal efficiency of the combined cycle.



a) From Air Tables, A.7: $P_{r1} = 1.0913$, $h_1 = 298.66$, $h_5 = 475.84$ kJ/kg

$$s_2 = s_1 \Rightarrow P_{r2S} = P_{r1}(P_2/P_1) = 1.0913 \times 14 = 15.2782$$

$$T_{2S} = 629 \text{ K}, \quad h_{2S} = 634.48$$

$$w_{SC} = h_1 - h_{2S} = 298.66 - 634.48 = -335.82 \text{ kJ/kg}$$

$$w_C = w_{SC}/\eta_{SC} = -335.82/0.87 = -386 = h_1 - h_2 \Rightarrow h_2 = 684.66 \text{ kJ/kg}$$

$$\text{At } T_3 = 1523.2 \text{ K: } P_{r3} = 515.493, \quad h_3 = 1663.91 \text{ kJ/kg}$$

$$\dot{m}_{\text{AIR}} = \dot{Q}_H / (h_3 - h_2) = \frac{60\,000}{1663.91 - 684.66} = \mathbf{61.27 \text{ kg/s}}$$

b) $P_{r4S} = P_{r3}(P_4/P_3) = 515.493(1/14) = 36.8209$

$$\Rightarrow T_{4S} = 791 \text{ K}, \quad h_{4S} = 812.68 \text{ kJ/kg}$$

$$w_{\text{ST}} = h_3 - h_{4S} = 1663.91 - 812.68 = 851.23 \text{ kJ/kg}$$

$$w_T = \eta_{\text{ST}} \times w_{\text{ST}} = 0.87 \times 851.23 = 740.57 = h_3 - h_4 \Rightarrow h_4 = 923.34 \text{ kJ/kg}$$

$$\text{Steam cycle: } -w_{\text{SP}} \approx 0.00101(12500 - 10) = 12.615 \text{ kJ/kg}$$

$$-w_P = -w_{\text{SP}}/\eta_{\text{SP}} = 12.615/0.85 = 14.84 \text{ kJ/kg}$$

$$h_6 = h_9 - w_P = 191.83 + 14.84 = 206.67 \text{ kJ/kg}$$

$$\text{At } 12.5 \text{ MPa, } 500 \text{ }^\circ\text{C: } h_7 = 3341.7 \text{ kJ/kg}, \quad s_7 = 6.4617 \text{ kJ/kg K}$$

$$\dot{m}_{\text{H}_2\text{O}} = \dot{m}_{\text{AIR}} \frac{h_4 - h_5}{h_7 - h_6} = 61.27 \frac{923.34 - 475.84}{3341.7 - 206.67} = \mathbf{8.746 \text{ kg/s}}$$

c) $s_{8S} = s_7 = 6.4617 = 0.6492 + x_{8S} \times 7.501, \quad x_{8S} = 0.7749$

$$h_{8S} = 191.81 + 0.7749 \times 2392.8 = 2046.0 \text{ kJ/kg}$$

$$w_{\text{ST}} = h_7 - h_{8S} = 3341.7 - 2046.0 = 1295.7 \text{ kJ/kg}$$

$$w_T = \eta_{\text{ST}} \times w_{\text{ST}} = 0.87 \times 1295.7 = 1127.3 \text{ kJ/kg}$$

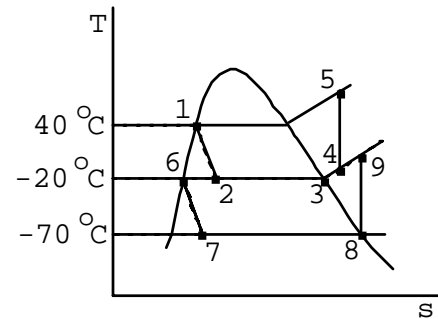
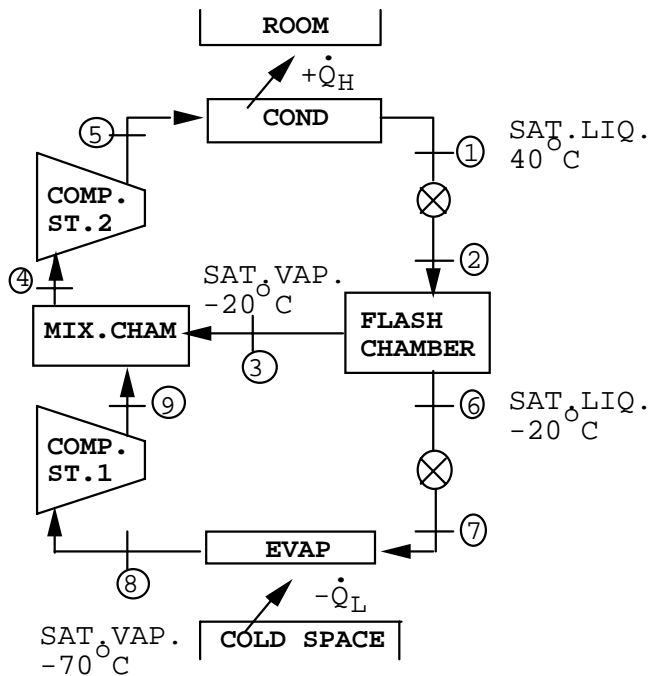
$$\begin{aligned} \dot{W}_{\text{NET}} &= \left[\dot{m}(w_T + w_C) \right]_{\text{AIR}} + \left[\dot{m}(w_T + w_P) \right]_{\text{H}_2\text{O}} \\ &= 61.27(740.57 - 386.0) + 8.746(1127.3 - 14.84) \\ &= 21725 + 9730 = 31455 \text{ kW} = 31.455 \text{ MW} \end{aligned}$$

$$\eta_{\text{TH}} = \dot{W}_{\text{NET}}/\dot{Q}_H = 31.455/60 = \mathbf{0.524}$$

11.165

One means of improving the performance of a refrigeration system that operates over a wide temperature range is to use a two-stage compressor. Consider an ideal refrigeration system of this type that uses R-12 as the working fluid, as shown in Fig. P11.165. Saturated liquid leaves the condenser at 40°C and is throttled to -20°C. The liquid and vapor at this temperature are separated, and the liquid is throttled to the evaporator temperature, -70°C. Vapor leaving the evaporator is compressed to the saturation pressure corresponding to -20°C, after which it is mixed with the vapor leaving the flash chamber. It may be assumed that both the flash chamber and the mixing chamber are well insulated to prevent heat transfer from the ambient. Vapor leaving the mixing chamber is compressed in the second stage of the compressor to the saturation pressure corresponding to the condenser temperature, 40°C. Determine

- The coefficient of performance of the system.
- The coefficient of performance of a simple ideal refrigeration cycle operating over the same condenser and evaporator ranges as those of the two-stage compressor unit studied in this problem.



R-12 refrigerator with 2-stage compression

CV: expansion valve, upper loop

$$h_2 = h_1 = 74.527 = 17.8 + x_2 \times 160.81; \quad x_2 = 0.353$$

$$m_3 = x_2 m_2 = x_2 m_1 = 0.353 \text{ kg (for } m_1 = 1 \text{ kg)}$$

$$m_6 = m_1 - m_3 = 0.647 \text{ kg}$$

CV: expansion valve, lower loop

$$h_7 = h_6 = 17.8 = -26.1 + x_7 \times 181.64, \quad x_7 = 0.242$$

$$Q_L = m_3(h_8 - h_7) = 0.647(155.536 - 17.8)$$

$$q_L = 89.1 \text{ kJ/kg-m}_1$$

CV: 1st stage compressor

$$s_8 = s_9 = 0.7744, \quad P_9 = P_{\text{SAT } -20^\circ\text{C}} = 0.1509 \text{ MPa}$$

$$\Rightarrow T_9 = 9^\circ\text{C}, \quad h_9 = 196.3 \text{ kJ/kg}$$

CV: mixing chamber (assume constant pressure mixing)

$$\text{1st law: } m_6 h_9 + m_3 h_3 = m_1 h_4$$

$$\text{or } h_4 = 0.647 \times 196.3 + 0.353 \times 178.61 = 190.06 \text{ kJ/kg}$$

$$h_4, P_4 = 0.1509 \text{ MPa} \Rightarrow T_4 = -1.0^\circ\text{C}, \quad s_4 = 0.7515 \text{ kJ/kg K}$$

CV: 2nd stage compressor $P_4 = 0.1509 \text{ MPa} = P_9 = P_3$

$$P_5 = P_{\text{sat } 40^\circ\text{C}} = 0.9607 \text{ MPa}, \quad s_5 = s_4 \Rightarrow T_5 = 70^\circ\text{C}, \quad h_5 = 225.8 \text{ kJ/kg}$$

CV: condenser

$$\text{1st law: } -q_H = h_1 - h_5 = 74.527 - 225.8 = -151.27 \text{ kJ/kg}$$

$$\beta_{2 \text{ stage}} = q_L / (q_H - q_L) = 89.1 / (151.27 - 89.1) = \mathbf{1.433}$$

b) 1 stage compression

$$h_3 = h_4 = 74.53 \text{ kJ/kg}$$

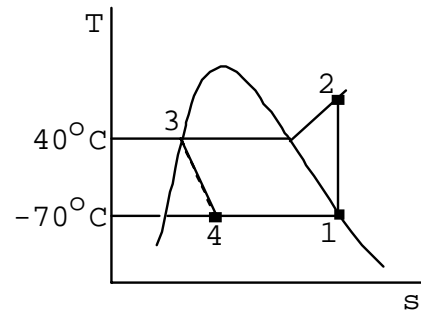
$$h_1 = 155.54 \text{ kJ/kg}$$

$$q_L = h_1 - h_4 = 81.0 \text{ kJ/kg}$$

$$s_1 = s_2 = 0.7744 \quad \left. \begin{array}{l} \\ \\ \end{array} \right\}$$

$$P_2 = 0.9607 \text{ MPa} \quad \left. \begin{array}{l} \\ \\ \end{array} \right\}$$

$$\Rightarrow T_2 = 80.9^\circ\text{C}, \quad h_2 = 234.0$$



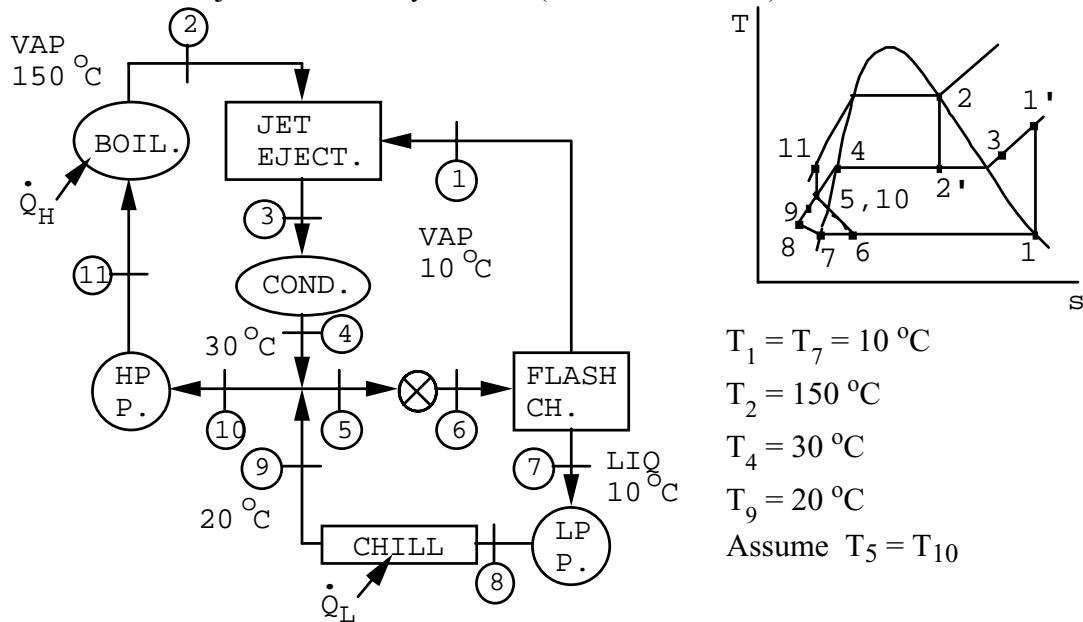
$$q_H = h_2 - h_3 = 234.0 - 74.53 = 159.47 \text{ kJ/kg}$$

$$\beta_{1 \text{ stage}} = q_L / (q_H - q_L) = 81.0 / (159.47 - 81.0) = \mathbf{1.032}$$

11.166

A jet ejector, a device with no moving parts, functions as the equivalent of a coupled turbine-compressor unit (see Problems 9.82 and 9.90). Thus, the turbine-compressor in the dual-loop cycle of Fig. P11.109 could be replaced by a jet ejector. The primary stream of the jet ejector enters from the boiler, the secondary stream enters from the evaporator, and the discharge flows to the condenser. Alternatively, a jet ejector may be used with water as the working fluid. The purpose of the device is to chill water, usually for an air-conditioning system. In this application the physical setup is as shown in Fig. P11.116. Using the data given on the diagram, evaluate the performance of this cycle in terms of the ratio Q_L/Q_H .

- Assume an ideal cycle.
- Assume an ejector efficiency of 20% (see Problem 9.90).



(from mixing streams 4 & 9).

$$P_3 = P_4 = P_5 = P_8 = P_9 = P_{10} = P_{G\ 30^\circ\text{C}} = 4.246\ \text{kPa}$$

$$P_{11} = P_2 = P_{G\ 150^\circ\text{C}} = 475.8\ \text{kPa}, \quad P_1 = P_6 = P_7 = P_{G\ 10^\circ\text{C}} = 1.2276\ \text{kPa}$$

$$\text{Cont: } \dot{m}_1 + \dot{m}_9 = \dot{m}_5 + \dot{m}_{10}, \quad \dot{m}_5 = \dot{m}_6 = \dot{m}_7 + \dot{m}_1$$

$$\dot{m}_7 = \dot{m}_8 = \dot{m}_9, \quad \dot{m}_{10} = \dot{m}_{11} = \dot{m}_2, \quad \dot{m}_3 = \dot{m}_4$$

a) $\dot{m}_1 + \dot{m}_2 = \dot{m}_3$; ideal jet ejector

$$s'_1 = s_1 \quad \& \quad s'_2 = s_2 \quad (1' \ \& \ 2' \ \text{at } P_3 = P_4)$$

$$\text{then, } \dot{m}_1(h'_1 - h_1) = \dot{m}_2(h_2 - h'_2)$$

$$\text{From } s'_2 = s_2 = 0.4369 + x'_2 \times 8.0164; \quad x'_2 = 0.7985$$

$$h'_2 = 125.79 + 0.7985 \times 2430.5 = 2066.5 \text{ kJ/kg}$$

$$\text{From } s'_1 = s_1 = 8.9008 \Rightarrow T'_1 = 112 \text{ }^\circ\text{C}, \quad h'_1 = 2710.4 \text{ kJ/kg}$$

$$\Rightarrow \dot{m}_1/\dot{m}_2 = \frac{2746.5 - 2066.5}{2710.4 - 2519.8} = 3.5677$$

$$\text{Also } h_4 = 125.79 \text{ kJ/kg}, \quad h_7 = 42.01 \text{ kJ/kg}, \quad h_9 = 83.96 \text{ kJ/kg}$$

Mixing of streams 4 & 9 \Rightarrow 5 & 10:

$$(\dot{m}_1 + \dot{m}_2)h_4 + \dot{m}_7h_9 = (\dot{m}_7 + \dot{m}_1 + \dot{m}_2)h_{5=10}$$

$$\text{Flash chamber (since } h_6 = h_5): \quad (\dot{m}_7 + \dot{m}_1)h_{5=10} = \dot{m}_1h_1 + \dot{m}_7h_1$$

$$\Rightarrow \text{using the primary stream } \dot{m}_2 = 1 \text{ kg/s:}$$

$$4.5677 \times 125.79 + \dot{m}_7 \times 83.96 = (\dot{m}_7 + 4.5677)h_5$$

$$\& (\dot{m}_7 + 3.5677)h_5 = 3.5677 \times 2519.8 + \dot{m}_7 \times 42.01$$

$$\text{Solving, } \dot{m}_7 = 202.627 \text{ \& } h_5 = 84.88 \text{ kJ/kg}$$

$$\text{LP pump: } -w_{\text{LP P}} = 0.0010(4.246 - 1.2276) = 0.003 \text{ kJ/kg}$$

$$h_8 = h_7 - w_{\text{LP P}} = 42.01 + 0.003 = 42.01 \text{ kJ/kg}$$

$$\text{Chiller: } \dot{Q}_L = \dot{m}_7(h_9 - h_8) = 202.627(83.96 - 42.01) = 8500 \text{ kW (for } \dot{m}_2 = 1)$$

$$\text{HP pump: } -w_{\text{HP P}} = 0.001002(475.8 - 4.246) = 0.47 \text{ kJ/kg}$$

$$h_{11} = h_{10} - w_{\text{HP P}} = 84.88 + 0.47 = 85.35 \text{ kJ/kg}$$

$$\text{Boiler: } \dot{Q}_{11} = \dot{m}_{11}(h_2 - h_{11}) = 1(2746.5 - 85.35) = 2661.1 \text{ kW}$$

$$\Rightarrow \dot{Q}_L/\dot{Q}_H = 8500/2661.1 = \mathbf{3.194}$$

$$\text{b) Jet eject. eff.} = (\dot{m}_1/\dot{m}_2)_{\text{ACT}}/(\dot{m}_1/\dot{m}_2)_{\text{IDEAL}} = 0.20$$

$$\Rightarrow (\dot{m}_1/\dot{m}_2)_{\text{ACT}} = 0.2 \times 3.5677 = 0.7135$$

$$\text{using } \dot{m}_2 = 1 \text{ kg/s: } 1.7135 \times 125.79 + \dot{m}_7 \times 83.96 = (\dot{m}_7 + 1.7135)h_5$$

$$\& (\dot{m}_7 + 0.7135)h_5 = 0.7135 \times 2519.8 + \dot{m}_7 \times 42.01$$

$$\text{Solving, } \dot{m}_7 = 39.762 \text{ \& } h_5 = h_{10} = 85.69 \text{ kJ/kg}$$

Then, $\dot{Q}_L = 39.762(83.96 - 42.01) = 1668 \text{ kW}$

$$h_{11} = 85.69 + 0.47 = 86.16 \text{ kJ/kg}$$

$$\dot{Q}_H = 1(2746.5 - 86.16) = 2660.3 \text{ kW}$$

$$\& \dot{Q}_L / \dot{Q}_H = 1668 / 2660.3 = \mathbf{0.627}$$

Problems solved using Table A.7.2

11.79

A gas turbine with air as the working fluid has two ideal turbine sections, as shown in Fig. P11.79, the first of which drives the ideal compressor, with the second producing the power output. The compressor input is at 290 K, 100 kPa, and the exit is at 450 kPa. A fraction of flow, x , bypasses the burner and the rest $(1 - x)$ goes through the burner where 1200 kJ/kg is added by combustion. The two flows then mix before entering the first turbine and continue through the second turbine, with exhaust at 100 kPa. If the mixing should result in a temperature of 1000 K into the first turbine find the fraction x . Find the required pressure and temperature into the second turbine and its specific power output.

$$\text{C.V. Comp.: } -w_C = h_2 - h_1; \quad s_2 = s_1$$

$$P_{r2} = P_{r1}(P_2/P_1) = 0.9899(450/100) = 4.4545, \quad T_2 = 445 \text{ K}$$

$$h_2 = 446.74, \quad -w_C = 446.74 - 290.43 = 156.3 \text{ kJ/kg}$$

$$\text{C.V. Burner: } h_3 = h_2 + q_H = 446.74 + 1200 = 1646.74 \text{ kJ/kg}$$

$$\Rightarrow T_3 = 1509 \text{ K}$$

$$\text{C.V. Mixing chamber: } (1 - x)h_3 + xh_2 = h_{\text{MIX}} = 1046.22 \text{ kJ/kg}$$

$$x = \frac{h_3 - h_{\text{MIX}}}{h_3 - h_2} = \frac{1646.74 - 1046.22}{1646.74 - 446.74} = \mathbf{0.50}$$

$$\dot{W}_{T1} = \dot{W}_{C,\text{in}} \Rightarrow \dot{w}_{T1} = -w_C = 156.3 = h_3 - h_4$$

$$h_4 = 1046.22 - 156.3 = 889.9 \Rightarrow T_4 = \mathbf{861 \text{ K}}$$

$$P_4 = (P_{r4}/P_{r\text{MIX}})P_{\text{MIX}} = (51/91.65) \times 450 = \mathbf{250.4 \text{ kPa}}$$

$$s_4 = s_5 \Rightarrow P_{r5} = P_{r4}(P_5/P_4) = 51(100/250.4) = 20.367$$

$$h_5 = 688.2 \quad T_5 = 676 \text{ K}$$

$$w_{T2} = h_4 - h_5 = 889.9 - 688.2 = \mathbf{201.7 \text{ kJ/kg}}$$

11.81

Repeat Problem 11.77 when the intercooler brings the air to $T_3 = 320$ K. The corrected formula for the optimal pressure is $P_2 = [P_1 P_4 (T_3/T_1)^{n/(n-1)}]^{1/2}$ see Problem 9.184, where n is the exponent in the assumed polytropic process.

Solution:

The polytropic process has $n = k$ (isentropic) so $n/(n - 1) = 1.4/0.4 = 3.5$

$$P_2 = 400 \sqrt{(320/290)^{3.5}} = 475.2 \text{ kPa}$$

$$\text{C.V. C1: } s_2 = s_1 \Rightarrow P_{r2} = P_{r1}(P_2/P_1) = 0.9899(475.2/100)$$

$$= 4.704 \Rightarrow T_2 = 452 \text{ K, } h_2 = 453.75$$

$$-w_{C1} = h_2 - h_1 = 453.75 - 290.43 = \mathbf{163.3 \text{ kJ/kg}}$$

$$\text{C.V. Cooler: } q_{\text{OUT}} = h_2 - h_3 = 453.75 - 320.576 = \mathbf{133.2 \text{ kJ/kg}}$$

$$\text{C.V. C2: } s_4 = s_3 \Rightarrow P_{r4} = P_{r3}(P_4/P_3) = 1.3972(1600/475.2) = 4.704$$

$$\Rightarrow T_4 = T_2 = 452 \text{ K, } h_4 = 453.75$$

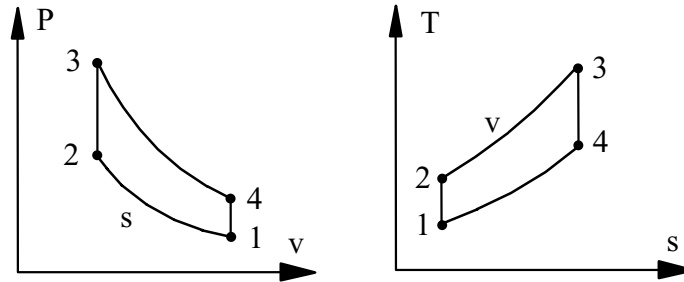
$$-w_{C2} = h_4 - h_3 = 453.75 - 320.576 = \mathbf{133.2 \text{ kJ/kg}}$$

11.93

Air flows into a gasoline engine at 95 kPa, 300 K. The air is then compressed with a volumetric compression ratio of 8:1. In the combustion process 1300 kJ/kg of energy is released as the fuel burns. Find the temperature and pressure after combustion using cold air properties.

Solution:

Solve the problem with variable heat capacity, use A.7.1 and A.7.2.



Compression 1 to 2: $s_2 = s_1 \Rightarrow$ From A.7.2

$$v_{r2} = \frac{v_{r1}}{8} = \frac{179.49}{8} = 22.436,$$

$$T_2 = 673 \text{ K}, \quad u_2 = 491.5 \text{ kJ/kg}, \quad P_{r2} = 20$$

$$P_2 = P_1 \times \frac{P_{r2}}{P_{r1}} = 20 \times \frac{95}{1.1146} = 1705 \text{ kPa}$$

Compression 2 to 3:

$$u_3 = u_2 + q_H = 491.5 + 1300 = 1791.5 \text{ kJ/kg}$$

$$T_3 = \mathbf{2118 \text{ K}}$$

$$P_3 = P_2 \times (T_3/T_2) = 1705 \times \frac{2118}{673} = \mathbf{5366 \text{ kPa}}$$

11.94

A gasoline engine has a volumetric compression ratio of 9. The state before compression is 290 K, 90 kPa, and the peak cycle temperature is 1800 K. Find the pressure after expansion, the cycle net work and the cycle efficiency using properties from Table A.7.

Use table A.7 and interpolation.

Compression 1 to 2: $s_2 = s_1 \Rightarrow v_{r2} = v_{r1}(v_2/v_1)$

$$v_{r2} = 196.37/9 = 21.819 \Rightarrow T_2 \cong 680 \text{ K}, \quad P_{r2} \cong 20.784, \quad u_2 = 496.94$$

$$P_2 = P_1(P_{r2}/P_{r1}) = 90 (20.784 / 0.995) = 1880 \text{ kPa}$$

$${}_1w_2 = u_1 - u_2 = 207.19 - 496.94 = -289.75 \text{ kJ/kg}$$

Combustion 2 to 3:

$$q_H = u_3 - u_2 = 1486.33 - 496.94 = 989.39 \text{ kJ/kg}$$

$$P_3 = P_2(T_3/T_2) = 1880 (1800 / 680) = 4976 \text{ kPa}$$

Expansion 3 to 4:

$$s_4 = s_3 \Rightarrow v_{r4} = v_{r3} \times 9 = 1.143 \times 9 = 10.278$$

$$\Rightarrow T_4 = 889 \text{ K}, \quad P_{r4} = 57.773, \quad u_4 = 665.8 \text{ kJ/kg}$$

$$P_4 = P_3(P_{r4}/P_{r3}) = 4976 (57.773 / 1051) = \mathbf{273.5 \text{ kPa}}$$

$${}_3w_4 = u_3 - u_4 = 1486.33 - 665.8 = 820.5 \text{ kJ/kg}$$

$$w_{\text{NET}} = {}_3w_4 + {}_1w_2 = 820.5 - 289.75 = \mathbf{530.8 \text{ kJ/kg}}$$

$$\eta = w_{\text{NET}}/q_H = 530.8/989.39 = \mathbf{0.536}$$

11.100

Answer the same three questions for the previous problem, but use variable heat capacities (use table A.7).

A gasoline engine takes air in at 290 K, 90 kPa and then compresses it. The combustion adds 1000 kJ/kg to the air after which the temperature is 2050 K. Use the cold air properties (i.e. constant heat capacities at 300 K) and find the compression ratio, the compression specific work and the highest pressure in the cycle.

Solution:

Standard Otto cycle, solve using Table A.7.1 and Table A.7.2

Combustion process: $T_3 = 2050 \text{ K}$; $u_3 = 1725.7 \text{ kJ/kg}$

$$u_2 = u_3 - q_H = 1725.7 - 1000 = 725.7 \text{ kJ/kg}$$

$$\Rightarrow T_2 = 960.5 \text{ K} ; \quad v_{r2} = 8.2166$$

Compression 1 to 2: $s_2 = s_1 \Rightarrow$ From the v_r function

$$v_1/v_2 = v_{r1}/v_{r2} = 195.36/8.2166 = \mathbf{23.78}$$

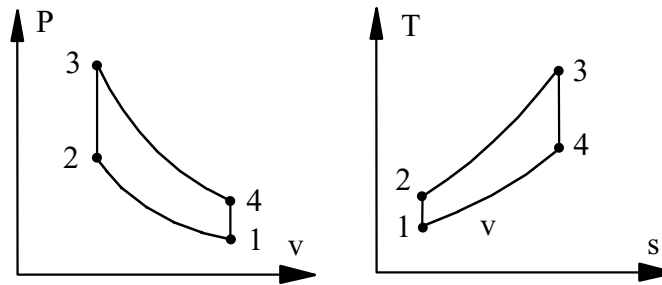
Comment: This is much too high for an actual Otto cycle.

$$-{}_1w_2 = u_2 - u_1 = 725.7 - 207.2 = \mathbf{518.5 \text{ kJ/kg}}$$

Highest pressure is after combustion

$$P_3 = P_2 T_3 / T_2 = P_1 (T_3 / T_1) (v_1 / v_3)$$

$$= 90 \times (2050 / 290) \times 23.78 = \mathbf{15\ 129 \text{ kPa}}$$



11.103

Repeat Problem 11.95, but assume variable specific heat. The ideal gas air tables, Table A.7, are recommended for this calculation (and the specific heat from Fig. 5.10 at high temperature).

Solution:

Table A.7 is used with interpolation.

$$T_1 = 283.2 \text{ K}, \quad u_1 = 202.3 \text{ kJ/kg}, \quad v_{r1} = 210.44$$

Compression 1 to 2: $s_2 = s_1 \Rightarrow$ From definition of the v_r function

$$v_{r2} = v_{r1} (v_2/v_1) = 210.4 (1/7) = 30.063$$

$$\text{Interpolate to get: } T_2 = 603.9 \text{ K}, \quad u_2 = 438.1 \text{ kJ/kg}$$

$$\Rightarrow -{}_1w_2 = u_2 - u_1 = 235.8 \text{ kJ/kg},$$

$$u_3 = 438.1 + 1800 = 2238.1 \Rightarrow T_3 = \mathbf{2573.4 \text{ K}}, \quad v_{r3} = 0.34118$$

$$P_3 = 90 \times 7 \times 2573.4 / 283.2 = \mathbf{5725 \text{ kPa}}$$

Expansion 3 to 4: $s_4 = s_3 \Rightarrow$ From the v_r function as before

$$v_{r4} = v_{r3} (v_4/v_3) = 0.34118 (7) = 2.3883$$

$$\text{Interpolation } \Rightarrow T_4 = 1435.4 \text{ K}, \quad u_4 = 1145.8 \text{ kJ/kg}$$

$${}_3w_4 = u_3 - u_4 = 2238.1 - 1145.8 = 1092.3 \text{ kJ/kg}$$

Net work, efficiency and mep

$$\rightarrow w_{\text{net}} = {}_3w_4 + {}_1w_2 = 1092.3 - 235.8 = 856.5 \text{ kJ/kg}$$

$$\eta_{\text{TH}} = w_{\text{net}} / q_{\text{H}} = 856.5 / 1800 = \mathbf{0.476}$$

$$v_1 = RT_1/P_1 = (0.287 \times 283.2)/90 = 0.9029 \text{ m}^3/\text{kg}$$

$$v_2 = (1/7) v_1 = 0.1290 \text{ m}^3/\text{kg}$$

$$P_{\text{meff}} = \frac{w_{\text{net}}}{v_1 - v_2} = 856.5 / (0.9029 - 0.129) = \mathbf{1107 \text{ kPa}}$$

11.110

Do problem 11.106, but use the properties from A.7 and not the cold air properties.

A diesel engine has a state before compression of 95 kPa, 290 K, and a peak pressure of 6000 kPa, a maximum temperature of 2400 K. Find the volumetric compression ratio and the thermal efficiency.

Solution:

Compression: $s_2 = s_1 \Rightarrow$ From definition of the P_r function

$$P_{r2} = P_{r1} (P_2/P_1) = 0.9899 (6000/95) = 62.52$$

$$A.7.1 \Rightarrow T_2 = 907 \text{ K}; h_2 = 941.0 \text{ kJ/kg};$$

$$h_3 = 2755.8; v_{r3} = 0.43338$$

$$q_H = h_3 - h_2 = 2755.8 - 941.0 = 1814.8 \text{ kJ/kg}$$

$$CR = v_1/v_2 = (T_1/T_2)(P_2/P_1) = (290/907) \times (6000/95) = 20.19$$

Expansion process

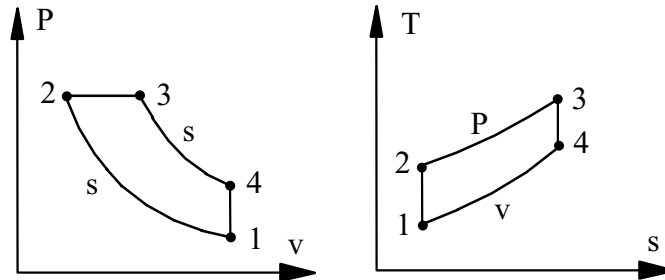
$$v_{r4} = v_{r3} (v_4/v_3) = v_{r3} (v_1/v_3) = v_{r3} (v_1/v_2) \times (T_2/T_3)$$

$$= v_{r3} CR \times (T_2/T_3) = 0.43338 \times 20.19 \times (907/2400) = 3.30675$$

$$\text{Linear interpolation } T_4 = 1294.8 \text{ K}, u_4 = 1018.1 \text{ kJ/kg}$$

$$q_L = u_4 - u_1 = 1018.1 - 207.2 = 810.9 \text{ kJ/kg}$$

$$\eta = 1 - (q_L/q_H) = 1 - (810.9/1814.8) = \mathbf{0.553}$$



11.118

Do the previous problem 11.117 using values from Table A.7.1. and A.7.2

Air in a piston/cylinder goes through a Carnot cycle in which $T_L = 26.8^\circ\text{C}$ and the total cycle efficiency is $\eta = 2/3$. Find T_H , the specific work and volume ratio in the adiabatic expansion.

Solution:

Carnot cycle efficiency Eq.7.5:

$$\eta = 1 - T_L/T_H = 2/3 \Rightarrow T_H = 3 \times T_L = 3 \times 300 = \mathbf{900 \text{ K}}$$

From A.7.1: $u_3 = 674.82 \text{ kJ/kg}$, $v_{r3} = 9.9169$

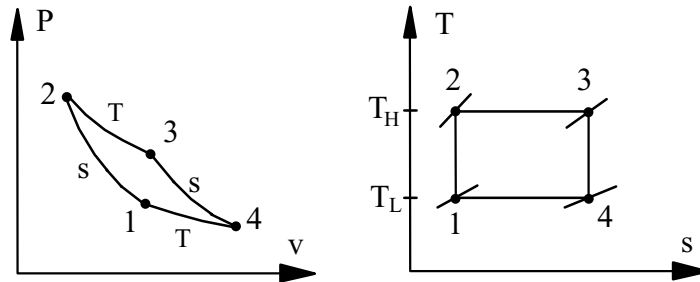
$$u_4 = 214.36 \text{ kJ/kg}, \quad v_{r4} = 179.49$$

Energy equation with $q = 0$

$${}_3w_4 = u_3 - u_4 = 674.82 - 214.36 = \mathbf{460.5 \text{ kJ/kg}}$$

Entropy equation, constant s expressed with the v_r function

$$v_4/v_3 = v_{r4}/v_{r3} = 179.49 / 9.9169 = \mathbf{18.1}$$



**SOLUTION MANUAL
ENGLISH UNIT PROBLEMS
CHAPTER 11**

SONNTAG • BORGNAKKE • VAN WYLEN



FUNDAMENTALS
of
Thermodynamics
Sixth Edition

CHAPTER 11

SUBSECTION	PROB NO.
Rankine Cycles	167-181
Brayton Cycles	182-187
Otto, Diesel, Stirling and Carnot Cycles	188-201
Refrigeration Cycles	202-207
Availability and Combined Cycles	208-212
Review Problems	213-217

Correspondence List

The correspondence between the new English unit problem set and the previous 5th edition chapter 11 problem set and the current SI problems.

New	5th	SI	New	5th	SI	New	5th	SI
167	117 mod	21	184	new	73	201	148b	118
168	118 mod	22	185	133	74	202	new	-
169	new	24	186	136	86	203	149	120
170	119	26	187	137	89	204	150	121
171	120	27	188	138	93	205	151	125
172	new	32	189	139	95	206	new	130
173	121 mod	33	190	new	97	207	new	137
174	122 mod	35	191	new	98	208	new	146
175	123 mod	37	192	141	104	209	155	147
176	125 mod	45	193	140	105	210	new	148
177	124	48	194	142	107	211	new	150
178	127 mod	55	195	143	109	212	154	144
179	128 mod	57	196	144	112	213	126	-
180	129	60	197	145	113	214	130	157
181	131 mod	66	198	146	114	215	134	160
182	132	71	199	147	116	216	135	160
183	new	72	200	148a	117	217	153	134

Rankine cycles

11.167E

A steam power plant, as shown in Fig. 11.3, operating in a Rankine cycle has saturated vapor at 600 lbf/in.^2 leaving the boiler. The turbine exhausts to the condenser operating at 2.225 lbf/in.^2 . Find the specific work and heat transfer in each of the ideal components and the cycle efficiency.

Solution:

For the cycle as given:

$$1: h_1 = 97.97 \text{ Btu/lbm}, v_1 = 0.01625 \text{ ft}^3/\text{lbm},$$

$$3: h_3 = h_g = 1204.06 \text{ Btu/lbm}, s_3 = s_g = 1.4464 \text{ Btu/lbm R}$$

C.V. Pump Reversible and adiabatic.

$$\text{Energy: } w_p = h_2 - h_1; \quad \text{Entropy: } s_2 = s_1$$

since incompressible it is easier to find work (positive in) as

$$w_p = \int v \, dP = v_1(P_2 - P_1) = 0.01625(600 - 2.2) \frac{144}{778} = \mathbf{1.8 \text{ Btu/lbm}}$$

$$h_2 = h_1 + w_p = 97.97 + 1.8 = 99.77 \text{ Btu/lbm}$$

$$\text{C.V. Boiler: } q_H = h_3 - h_2 = 1204.06 - 99.77 = \mathbf{1104.3 \text{ Btu/lbm}}$$

$$\text{C.V. Turbine: } w_T = h_3 - h_4, \quad s_4 = s_3$$

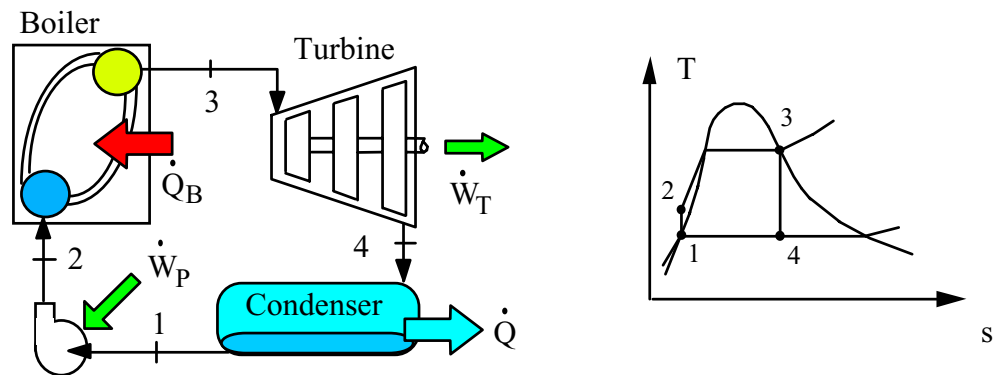
$$s_4 = s_3 = 1.4464 = 0.1817 + x_4 \times 1.7292 \Rightarrow x_4 = 0.7314,$$

$$h_4 = 97.97 + 0.7314 \times 1019.78 = 843.84 \text{ Btu/lbm}$$

$$w_T = 1204.06 - 843.84 = \mathbf{360.22 \text{ Btu/lbm}}$$

$$\eta_{\text{CYCLE}} = (w_T - w_p)/q_H = (360.22 - 1.8)/1104.3 = \mathbf{0.325}$$

$$\text{C.V. Condenser: } q_L = h_4 - h_1 = 843.84 - 97.97 = \mathbf{745.9 \text{ Btu/lbm}}$$



11.168E

Consider a solar-energy-powered ideal Rankine cycle that uses water as the working fluid. Saturated vapor leaves the solar collector at 350 F, and the condenser pressure is 0.95 lbf/in.². Determine the thermal efficiency of this cycle.

H₂O ideal Rankine cycle

CV: turbine

$$\text{State 3: Table F.7.1 } h_3 = 1193.1 \text{ Btu/lbm, } s_3 = 1.5793 \text{ Btu/lbm R}$$

$$s_4 = s_3 = 1.5793 = 0.1296 + x_4 \times 1.8526 \quad \Rightarrow \quad x_4 = 0.7825$$

$$h_4 = 68.04 + 0.7825 \times 1036.98 = 879.5 \text{ Btu/lbm}$$

$$w_T = h_3 - h_4 = 1193.1 - 879.5 = 313.6 \text{ Btu/lbm}$$

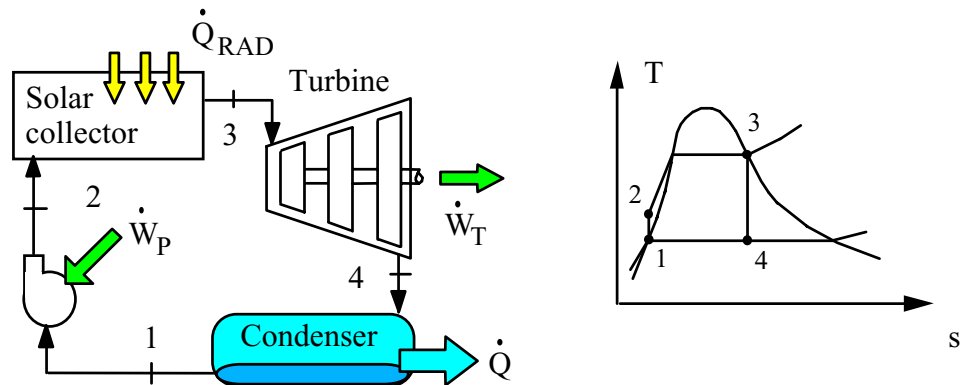
$$w_P = \int v dP \approx v_1(P_2 - P_1) = 0.01613(134.54 - 0.95) \frac{144}{778} = 0.4 \text{ Btu/lbm}$$

$$\Rightarrow w_{\text{NET}} = w_T - w_P = 313.6 - 0.4 = 313.2 \text{ Btu/lbm}$$

$$h_2 = h_1 + w_P = 68.04 + 0.4 = 68.44 \text{ Btu/lbm}$$

$$q_H = h_3 - h_2 = 1193.1 - 68.44 = 1124.7 \text{ Btu/lbm}$$

$$\eta_{\text{TH}} = w_{\text{NET}}/q_H = 313.2/1124.7 = \mathbf{0.278}$$



11.169E

A Rankine cycle uses ammonia as the working substance and powered by solar energy. It heats the ammonia to 320 F at 800 psia in the boiler/superheater. The condenser is water cooled, and the exit is kept at 70 F. Find (T, P, and x if applicable) for all four states in the cycle.

NH₃ ideal Rankine cycle

State 1: Table F.8.1, T = 70 F, x = 0, P₁ = 128.85 psia,

$$h_1 = 120.21 \text{ Btu/lbm}, \quad v_1 = 0.2631 \text{ ft}^3/\text{lbm}$$

CV Pump:

$$w_p = h_2 - h_1 = \int v dP \approx v_1(P_2 - P_1) = 0.02631(800 - 128.85) \frac{144}{778}$$

$$= 3.27 \text{ Btu/lbm}$$

$$h_2 = h_1 + w_p = 120.21 + 3.27 = 123.48 \text{ Btu/lbm} = h_f \Rightarrow T_2 = 72.8 \text{ F}$$

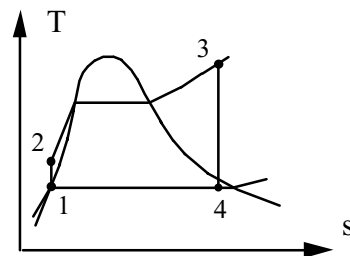
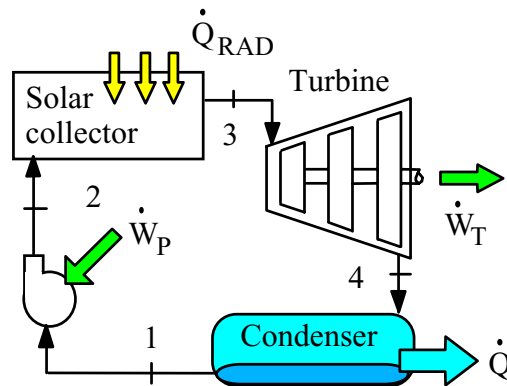
[we need the computer software to do better (P₂, s₂ = s₁)]

State 3: 320 F, 800 psia : superheated vapor, s₃ = 1.1915 Btu/lbm

CV: turbine

$$s_4 = s_3 = 1.1915 = 0.2529 + x_4 \times 0.9589 \Rightarrow x_4 = 0.9788$$

$$P_4 = P_1 = 128.85 \text{ psia}, \quad T_4 = T_1 = 70 \text{ F}$$



11.170E

A supply of geothermal hot water is to be used as the energy source in an ideal Rankine cycle, with R-134a as the cycle working fluid. Saturated vapor R-134a leaves the boiler at a temperature of 180 F, and the condenser temperature is 100 F. Calculate the thermal efficiency of this cycle.

Solution:

CV: Pump (use R-134a Table F.10)

$$P_1 = 138.93 \text{ psia}, \quad P_2 = P_3 = 400.4 \text{ psia}$$

$$h_3 = 184.36 \text{ Btu/lbm}, \quad s_3 = 0.402 \text{ Btu/lbm R}$$

$$h_1 = 108.86 \text{ Btu/lbm}, \quad v_1 = 0.01387 \text{ ft}^3/\text{lbm}$$

$$w_P = h_2 - h_1 = \int_1^2 v dP \approx v_1(P_2 - P_1)$$

$$= 0.01387(400.4 - 138.93) \frac{144}{778} = 0.671 \text{ Btu/lbm}$$

$$h_2 = h_1 + w_P = 108.86 + 0.671 = 109.53 \text{ Btu/lbm}$$

CV: Boiler

$$q_H = h_3 - h_2 = 184.36 - 109.53 = 74.83 \text{ Btu/lbm}$$

CV: Turbine

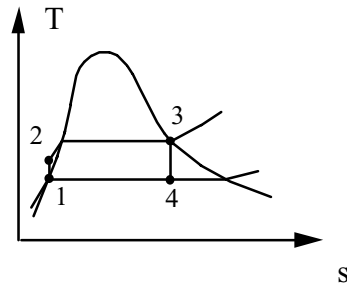
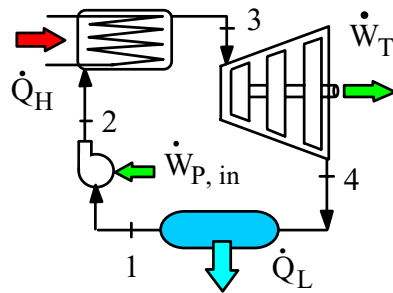
$$s_4 = s_3 = 0.402 \Rightarrow x_4 = (0.402 - 0.2819)/0.1272 = 0.9442$$

$$h_4 = 176.08 \text{ Btu/lbm},$$

$$\text{Energy Eq.: } w_T = h_3 - h_4 = 8.276 \text{ Btu/lbm}$$

$$w_{\text{NET}} = w_T - w_P = 8.276 - 0.671 = 7.605 \text{ Btu/lbm}$$

$$\eta_{\text{TH}} = w_{\text{NET}} / q_H = 7.605/74.83 = \mathbf{0.102}$$



11.171E

Do Problem 11.170 with R-22 as the working fluid.

Standard Rankine cycle with properties from the R-22 tables,

$$h_1 = 39.267 \text{ Btu/lbm}, \quad v_1 = 0.01404 \text{ ft}^3/\text{lbm}, \quad P_1 = 210.6 \text{ psia},$$

$$P_2 = P_3 = 554.8 \text{ psia}, \quad h_3 = 110.07 \text{ Btu/lbm}, \quad s_3 = 0.1913 \text{ Btu/lbm R}$$

$$\text{CV: Pump} \quad w_p = v_1(P_2 - P_1) = 0.01404 (554.8 - 210.6) \frac{144}{778} = 0.894 \text{ Btu/lbm}$$

$$h_2 = h_1 + w_p = 39.267 + 0.894 = 40.16 \text{ Btu/lbm}$$

$$\text{CV: Turbine} \quad s_4 = s_3$$

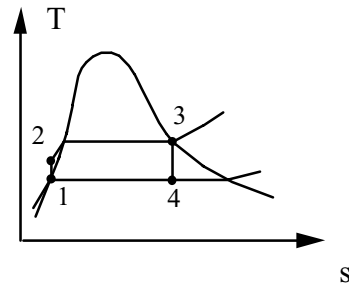
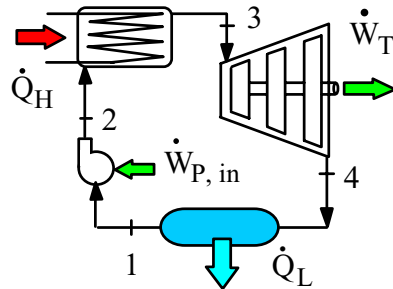
$$\Rightarrow x_4 = (0.1913 - 0.07942)/0.13014 = 0.9442$$

$$h_4 = 101.885 \text{ Btu/lbm}, \quad w_T = h_3 - h_4 = 8.185 \text{ Btu/lbm}$$

CV: Boiler

$$q_H = h_3 - h_2 = 110.07 - 40.16 = 69.91 \text{ Btu/lbm}$$

$$\eta_{\text{TH}} = (w_T - w_p)/q_H = (8.185 - 0.894)/157.21 = \mathbf{0.104}$$



11.172E

A smaller power plant produces 50 lbm/s steam at 400 psia, 1100 F, in the boiler. It cools the condenser with ocean water coming in at 55 F and returned at 60 F so that the condenser exit is at 110 F. Find the net power output and the required mass flow rate of the ocean water.

Solution:

The states properties from Tables F.7.1 and F.7.2

1: 110 F, $x = 0$: $h_1 = 78.01$ Btu/lbm, $v_1 = 0.01617$ ft³/lbm, $P_{\text{sat}} = 1.28$ psia

3: 400 psia, 1100 F: $h_3 = 1577.44$ Btu/lbm, $s_3 = 1.7989$ Btu/lbm R

C.V. Pump Reversible and adiabatic.

Energy: $w_p = h_2 - h_1$; Entropy: $s_2 = s_1$

since incompressible it is easier to find work (positive in) as

$$w_p = \int v \, dP = v_1 (P_2 - P_1) = 0.01617 (400 - 1.3) \frac{144}{778} = 1.19 \text{ Btu/lbm}$$

C.V. Turbine : $w_T = h_3 - h_4$; $s_4 = s_3$

$$s_4 = s_3 = 1.7989 = 0.1473 + x_4 (1.8101) \Rightarrow x_4 = 0.9124$$

$$\Rightarrow h_4 = 78.01 + 0.9124 (1031.28) = 1018.95 \text{ Btu/lbm}$$

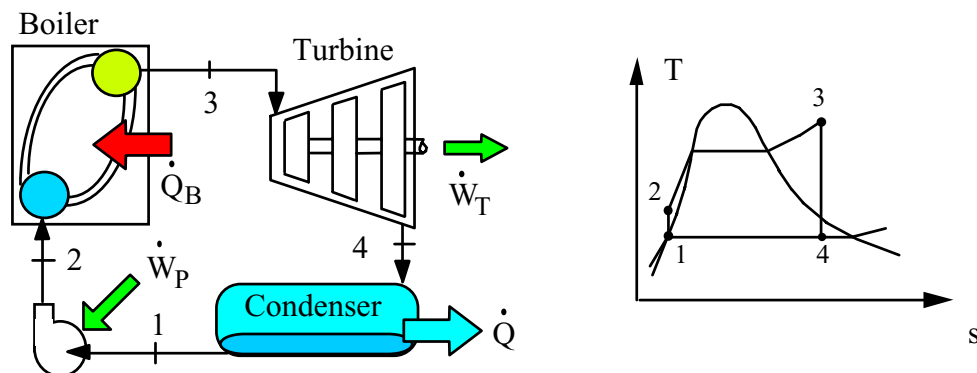
$$w_T = 1577.44 - 1018.95 = 558.5 \text{ Btu/lbm}$$

$$\dot{W}_{\text{NET}} = \dot{m}(w_T - w_p) = 50 (558.5 - 1.19) = \mathbf{27\,866 \text{ Btu/s}}$$

C.V. Condenser : $q_L = h_4 - h_1 = 1018.95 - 78.01 = 940.94$ Btu/lbm

$$\dot{Q}_L = \dot{m}q_L = 50 \times 940.94 = 47\,047 \text{ Btu/s} = \dot{m}_{\text{ocean}} C_p \Delta T$$

$$\dot{m}_{\text{ocean}} = \dot{Q}_L / C_p \Delta T = 47\,047 / (1.0 \times 5) = \mathbf{9409 \text{ lbm/s}}$$



11.173E

The power plant in Problem 11.167 is modified to have a superheater section following the boiler so the steam leaves the super heater at 600 lbf/in.², 700 F. Find the specific work and heat transfer in each of the ideal components and the cycle efficiency.

Solution:

For this cycle from Table F.7

State 3: Superheated vapor $h_3 = 1350.62$ Btu/lbm, $s_3 = 1.5871$ Btu/lbm R,

State 1: Saturated liquid $h_1 = 97.97$ Btu/lbm, $v_1 = 0.01625$ ft³/lbm

C.V. Pump: Adiabatic and reversible. Use incompressible fluid so

$$w_P = \int v \, dP = v_1(P_2 - P_1) = 0.01625(600 - 2.2)\frac{144}{778} = \mathbf{1.8 \text{ Btu/lbm}}$$

$$h_2 = h_1 + w_P = 95.81 \text{ Btu/lbm}$$

C.V. Boiler: $q_H = h_3 - h_2 = 1350.62 - 97.97 = \mathbf{1252.65 \text{ Btu/lbm}}$

C.V. Turbine: $w_T = h_3 - h_4$, $s_4 = s_3$

$$s_4 = s_3 = 1.5871 \text{ Btu/lbm R} = 0.1817 + x_4 1.7292 \Rightarrow x_4 = 0.8127,$$

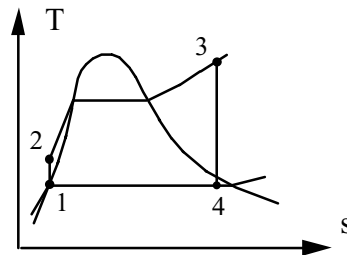
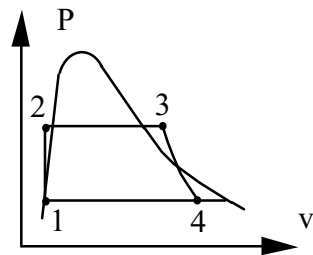
$$h_4 = 97.97 + 0.8127 \times 1019.78 = 926.75 \text{ Btu/lbm}$$

$$w_T = 1350.62 - 926.75 = \mathbf{423.87 \text{ Btu/lbm}}$$

$$\eta_{\text{CYCLE}} = (w_T - w_P)/q_H = (423.87 - 1.8)/1252.65 = \mathbf{0.337}$$

C.V. Condenser:

$$q_L = h_4 - h_1 = 926.75 - 97.97 = \mathbf{828.8 \text{ Btu/lbm}}$$



11.174E

Consider a simple ideal Rankine cycle using water at a supercritical pressure. Such a cycle has a potential advantage of minimizing local temperature differences between the fluids in the steam generator, such as the instance in which the high-temperature energy source is the hot exhaust gas from a gas-turbine engine. Calculate the thermal efficiency of the cycle if the state entering the turbine is 8000 lbf/in.², 1300 F, and the condenser pressure is 0.95 lbf/in.². What is the steam quality at the turbine exit?

Solution:

For the efficiency we need the net work and steam generator heat transfer.

$$\text{State 1: } s_1 = 0.1296 \text{ Btu/lbm R, } h_1 = 68.04 \text{ Btu/lbm}$$

$$\text{State 3: } h_3 = 1547.5 \text{ Btu/lbm, } s_3 = 1.4718 \text{ Btu/lbm R}$$

C.V. Pump. For this high exit pressure we use Table F.7.3 to get state 2.

$$\text{Entropy Eq.: } s_2 = s_1 \Rightarrow h_2 = 91.69 \text{ Btu/lbm}$$

$$w_p = h_2 - h_1 = 91.69 - 68.04 = 23.65 \text{ Btu/lbm}$$

C.V. Turbine. Assume reversible and adiabatic.

$$\text{Entropy Eq.: } s_4 = s_3 = 1.4718 = 0.1296 + x_4 \times 1.8526$$

$$x_4 = \mathbf{0.7245} \quad \text{Very low for a turbine exhaust}$$

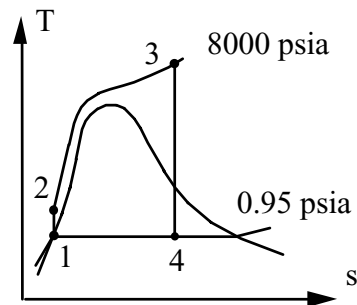
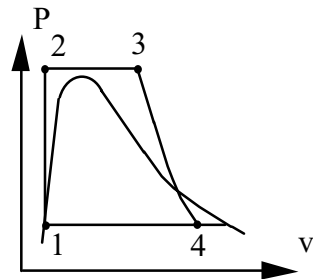
$$h_4 = 68.04 + x_4 \times 1036.98 = 751.29 \text{ Btu/lbm,}$$

$$w_T = h_3 - h_4 = 796.2 \text{ Btu/lbm}$$

$$\text{Steam generator: } q_H = h_3 - h_2 = 1547.5 - 91.69 = 1455.8 \text{ Btu/lbm}$$

$$w_{\text{NET}} = w_T - w_p = 796.2 - 23.65 = 772.6 \text{ Btu/lbm}$$

$$\eta = w_{\text{NET}}/q_H = 772.6 / 1455.8 = \mathbf{0.53}$$



11.175E

Consider an ideal steam reheat cycle in which the steam enters the high-pressure turbine at 600 lbf/in.^2 , 700 F , and then expands to 150 lbf/in.^2 . It is then reheated to 700 F and expands to 2.225 lbf/in.^2 in the low-pressure turbine. Calculate the thermal efficiency of the cycle and the moisture content of the steam leaving the low-pressure turbine.

Solution:

Basic Rankine cycle with a reheat section. For this cycle from Table F.7

State 3: Superheated vapor $h_3 = 1350.62 \text{ Btu/lbm}$, $s_3 = 1.5871 \text{ Btu/lbm R}$,

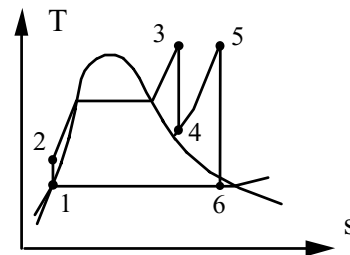
State 1: Saturated liquid $h_1 = 97.97 \text{ Btu/lbm}$, $v_1 = 0.01625 \text{ ft}^3/\text{lbm}$

C.V. Pump: Adiabatic and reversible. Use incompressible fluid so

$$w_p = \int v \, dP = v_1(P_2 - P_1)$$

$$= 0.01625(600 - 2.2) \frac{144}{778} = 1.8 \text{ Btu/lbm}$$

$$h_2 = h_1 + w_p = 99.77 \text{ Btu/lbm}$$



C.V. Turbine 1: $w_{T1} = h_3 - h_4$, $s_4 = s_3$

$$s_4 = s_3 = 1.5871 \text{ Btu/lbm R} \Rightarrow h_4 = 1208.93 \text{ Btu/lbm}$$

$$w_{T1} = 1350.62 - 1208.93 = 141.69 \text{ Btu/lbm}$$

C.V. Turbine 2: $w_{T2} = h_5 - h_6$, $s_6 = s_5$

State 5: $h_5 = 1376.55 \text{ Btu/lbm}$, $s_5 = 1.7568 \text{ Btu/lbm R}$

State 6: $s_6 = s_5 = 1.7568 = 0.1817 + x_6 \times 1.7292 \Rightarrow x_6 = 0.9109$

$$h_6 = 97.97 + 0.9109 \times 1019.78 = 1026.89 \text{ Btu/lbm}$$

$$w_{T2} = 1376.55 - 1026.89 = 349.66 \text{ Btu/lbm}$$

$$w_{T,\text{tot}} = w_{T1} + w_{T2} = 141.69 + 349.66 = 491.35 \text{ Btu/lbm}$$

C.V. Boiler: $q_{H1} = h_3 - h_2 = 1350.62 - 99.77 = 1250.85 \text{ Btu/lbm}$

$$q_H = q_{H1} + h_5 - h_4 = 1250.85 + 1376.55 - 1208.93 = 1418.47 \text{ Btu/lbm}$$

$$\eta_{\text{CYCLE}} = (w_{T,\text{tot}} - w_p) / q_H = (491.35 - 1.8) / 1418.47 = 0.345$$

11.176E

Consider an ideal steam regenerative cycle in which steam enters the turbine at 600 lbf/in.^2 , 700 F , and exhausts to the condenser at 2.225 lbf/in.^2 . Steam is extracted from the turbine at 150 lbf/in.^2 for an open feedwater heater. The feedwater leaves the heater as saturated liquid. The appropriate pumps are used for the water leaving the condenser and the feedwater heater. Calculate the thermal efficiency of the cycle and the net work per pound-mass of steam.

From Table F.7.2

$$h_5 = 1350.62 \text{ Btu/lbm,}$$

$$s_5 = 1.5871 \text{ Btu/lbm R}$$

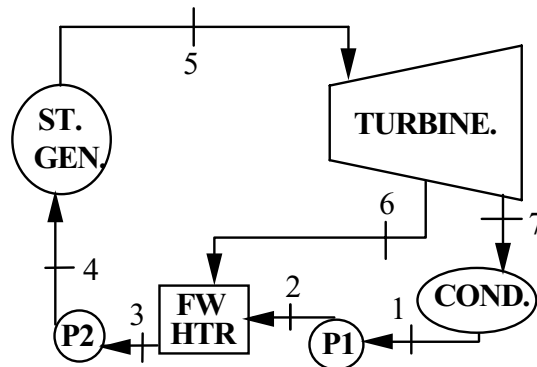
$$h_1 = 97.97 \text{ Btu/lbm,}$$

$$v_1 = 0.01625 \text{ ft}^3/\text{lbm}$$

Interpolate to get

$$h_3 = 330.67 \text{ Btu/lbm,}$$

$$v_3 = 0.01809 \text{ ft}^3/\text{lbm}$$



C.V. Pump1:

$$\begin{aligned} w_{P12} &= 0.01625(150 - 2.2) \frac{144}{778} \\ &= 0.44 \text{ Btu/lbm} = h_2 - h_1 \\ h_2 &= h_1 + w_{P12} = 98.41 \text{ Btu/lbm} \end{aligned}$$

C.V. Pump2:

$$\begin{aligned} w_{P34} &= 0.01809(600 - 150)144/778 = 1.507 \text{ Btu/lbm} \\ \Rightarrow h_4 &= h_3 + w_{P34} = 332.18 \text{ Btu/lbm} \end{aligned}$$

C.V. Turbine (high pressure section)

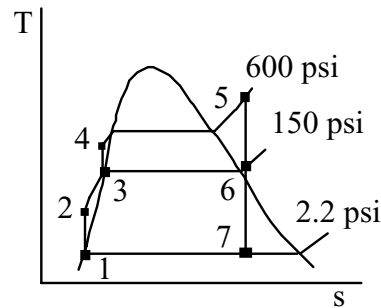
$$\text{2nd law: } s_6 = s_5 = 1.5871 \text{ Btu/lbm R} \Rightarrow h_6 = 1208.93 \text{ Btu/lbm}$$

CV: feedwater heater, call the extraction fraction $y = \dot{m}_6/\dot{m}_3$

Continuity Eq.: $\dot{m}_3 = \dot{m}_6 + \dot{m}_2$, Energy Eq.: $\dot{m}_6 h_6 + \dot{m}_2 h_2 = \dot{m}_3 h_3$

$$y h_6 + (1 - y) h_2 = h_3 \Rightarrow y_6 = (h_3 - h_2)/(h_6 - h_2)$$

$$\Rightarrow y_6 = (330.67 - 98.41)/(1208.93 - 98.41) = 0.2091$$



CV: Turbine from 5 to 7

$$s_7 = s_5 \Rightarrow x_7 = (1.5871 - 0.1817)/1.7292 = 0.8127$$

$$h_7 = 97.97 + 0.8127 \times 1019.78 = 926.75 \text{ Btu/lbm}$$

$$w_T = (h_5 - h_6) + (1 - y_6)(h_6 - h_7)$$

$$= (1350.62 - 1208.93) + 0.7909(1208.93 - 926.75) = 364.87 \text{ Btu/lbm}$$

CV: pumps

$$w_P = (1 - y_6)w_{P12} + w_{P34} = 0.7909 \times 0.44 + 1 \times 1.507 = 1.855 \text{ Btu/lbm}$$

$$w_{NET} = w_T - w_P = 364.87 - 1.855 = \mathbf{363.0 \text{ Btu/lbm}}$$

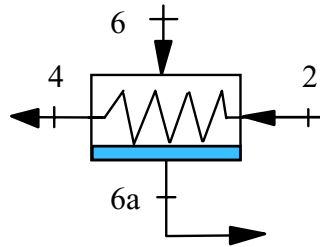
CV: steam generator

$$q_H = h_5 - h_4 = 1350.62 - 332.18 = 1018.44 \text{ Btu/lbm}$$

$$\eta_{TH} = w_{NET}/q_H = 363/1018.44 = \mathbf{0.356}$$

11.177E

A closed feedwater heater in a regenerative steam power cycle heats 40 lbm/s of water from 200 F, 2000 lbf/in.² to 450 F, 2000 lbf/in.². The extraction steam from the turbine enters the heater at 600 lbf/in.², 550 F and leaves as saturated liquid. What is the required mass flow rate of the extraction steam?



From the steam tables F.7:
 F.7.3: $h_2 = 172.6$ Btu/lbm
 F.7.3: $h_4 = 431.13$ Btu/lbm
 F.7.2: $h_6 = 1255.36$ Btu/lbm
 Interpolate for this state
 F.7.1: $h_{6a} = 471.56$ Btu/lbm

C.V. Feedwater Heater

$$\text{Energy Eq.: } \dot{m}_2 h_2 + \dot{m}_6 h_6 = \dot{m}_2 h_4 + \dot{m}_6 h_{6a}$$

Since all four states are known we can solve for the extraction flow rate

$$\dot{m}_6 = \dot{m}_2 \frac{h_2 - h_4}{h_{6a} - h_6} = 40 \frac{172.6 - 431.13}{471.56 - 1255.36} = \mathbf{13.2 \frac{\text{lbm}}{\text{s}}}$$

11.178E

A steam power cycle has a high pressure of 600 lbf/in.^2 and a condenser exit temperature of 110 F . The turbine efficiency is 85% , and other cycle components are ideal. If the boiler superheats to 1400 F , find the cycle thermal efficiency.

$$\text{State 3: } h_3 = 1739.51 \text{ Btu/lbm, } s_3 = 1.8497 \text{ Btu/lbm R}$$

$$\text{State 1: } h_1 = 78.01 \text{ Btu/lbm, } v_1 = 0.01617 \text{ ft}^3/\text{lbm}$$

$$\begin{aligned} \text{C.V. Pump: } w_p &= \int v dP \approx v_1(P_2 - P_1) = h_2 - h_1 \\ &= 0.01617(600 - 1.28) \frac{144}{778} = 1.79 \text{ Btu/lbm} \end{aligned}$$

$$h_2 = h_1 + w_p = 78.01 + 1.79 = 79.8 \text{ Btu/lbm}$$

$$\text{C.V. Turb.: } w_T = h_3 - h_4, \quad s_4 = s_3 + s_{T,\text{GEN}}$$

$$\text{Ideal: } s_{4S} = s_3 = 1.8497 \text{ Btu/lbm R} = 0.1473 + x_{4S} 1.8101$$

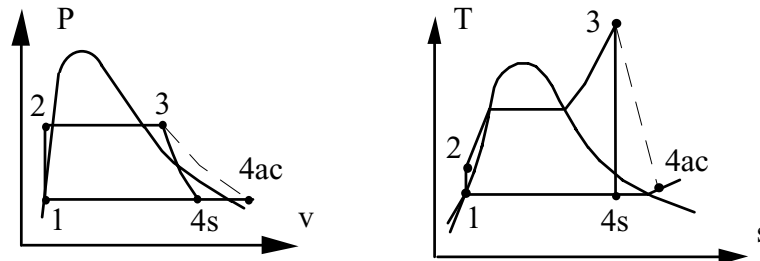
$$\Rightarrow x_{4S} = 0.9405, \quad h_{4S} = 78.01 + x_{4S} 1031.28 = 1047.93 \text{ Btu/lbm}$$

$$\Rightarrow w_{T,S} = 1739.51 - 1047.93 = 691.58 \text{ Btu/lbm}$$

$$\text{Actual: } w_{T,AC} = \eta \times w_{T,S} = 0.85 \times 691.58 = 587.8 \text{ Btu/lbm}$$

$$\text{C.V. Boiler: } q_H = h_3 - h_2 = 1739.51 - 79.8 = 1659.7 \text{ Btu/lbm}$$

$$\eta = (w_{T,AC} - w_p)/q_H = (587.8 - 1.79)/1659.7 = \mathbf{0.353}$$



11.179E

The steam power cycle in Problem 11.167 has an isentropic efficiency of the turbine of 85% and that for the pump it is 80%. Find the cycle efficiency and the specific work and heat transfer in the components.

States numbered as in fig 11.3 of text.

$$\text{CV Pump: } w_{P,S} = v_1(P_2 - P_1) = 0.01625(600 - 2.2)144/778 = 1.8 \text{ Btu/lbm}$$

$$\Rightarrow w_{P,AC} = 1.8/0.8 = \mathbf{2.245 \text{ Btu/lbm}}$$

$$h_2 = h_1 + w_{P,AC} = 97.97 + 2.245 = 100.2 \text{ Btu/lbm}$$

$$\text{CV Turbine: } w_{T,S} = h_3 - h_{4s}, \quad s_4 = s_3 = 1.4464 \text{ Btu/lbm R}$$

$$s_4 = s_3 = 1.4464 = 0.1817 + x_4 \times 1.7292 \Rightarrow x_4 = 0.7314,$$

$$h_4 = 97.97 + 0.7314 \times 1019.78 = 843.84 \text{ Btu/lbm}$$

$$\Rightarrow w_{T,S} = 1204.06 - 843.84 = 360.22 \text{ Btu/lbm}$$

$$w_{T,AC} = h_3 - h_{4AC} = 360.22 \times 0.85 = \mathbf{306.2}$$

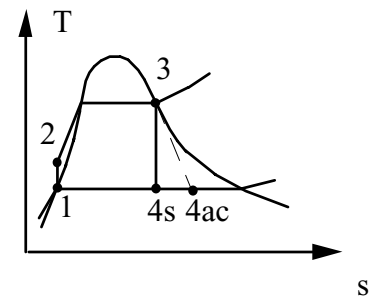
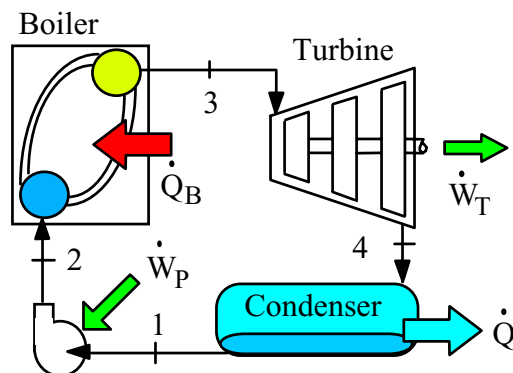
$$\Rightarrow h_{4AC} = 897.86 \text{ Btu/lbm (still two-phase)}$$

$$\text{CV Boiler: } q_H = h_3 - h_2 = 1204.06 - 100.2 = \mathbf{1103.9 \text{ Btu/lbm}}$$

$$q_L = h_{4AC} - h_1 = 897.86 - 97.97 = \mathbf{799.9 \text{ Btu/lbm}}$$

$$\eta_{\text{CYCLE}} = (w_T - w_P)/q_H = (306.2 - 2.245)/1103.9 = \mathbf{0.275}$$

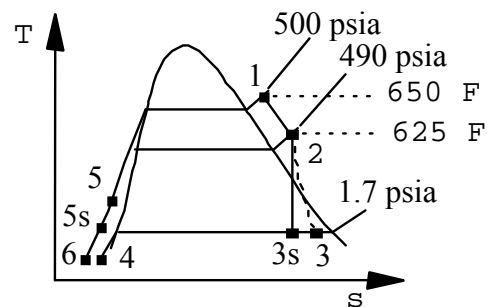
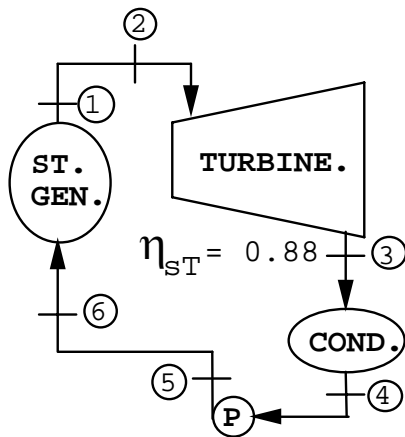
Compared to $(360.22 - 1.8)/1104.3 = 0.325$ in the ideal case.



state 2s and 2ac nearly the same

11.180E

Steam leaves a power plant steam generator at 500 lbf/in.^2 , 650 F , and enters the turbine at 490 lbf/in.^2 , 625 F . The isentropic turbine efficiency is 88% , and the turbine exhaust pressure is 1.7 lbf/in.^2 . Condensate leaves the condenser and enters the pump at 110 F , 1.7 lbf/in.^2 . The isentropic pump efficiency is 80% , and the discharge pressure is 520 lbf/in.^2 . The feedwater enters the steam generator at 510 lbf/in.^2 , 100 F . Calculate the thermal efficiency of the cycle and the entropy generation of the flow in the line between the steam generator exit and the turbine inlet, assuming an ambient temperature of 77 F .



$$\eta_{ST} = 0.88, \quad \eta_{SP} = 0.80$$

$$h_1 = 1328.0, \quad h_2 = 1314.0 \text{ Btu/lbm}$$

$$s_{3S} = s_2 = 1.5752 = 0.16483 + x_{3S} \times 1.7686 \quad \Rightarrow \quad x_{3S} = 0.79745$$

$$h_{3S} = 88.1 + 0.79745 \times 1025.4 = 905.8 \text{ Btu/lbm}$$

$$w_{ST} = h_2 - h_{3S} = 1314.0 - 905.8 = 408.2 \text{ Btu/lbm}$$

$$w_T = \eta_{ST} w_{ST} = 0.88 \times 408.2 = 359.2 \text{ Btu/lbm}$$

$$h_3 = h_2 - w_T = 1314.0 - 359.2 = 954.8 \text{ Btu/lbm}$$

$$w_{SP} = 0.016166(520 - 1.7) \frac{144}{778} = 1.55 \text{ Btu/lbm}$$

$$w_p = w_{SP} / \eta_{SP} = 1.55 / 0.80 = 1.94 \text{ Btu/lbm}$$

$$q_H = h_1 - h_6 = 1328.0 - 68.1 = 1259.9 \text{ Btu/lbm}$$

$$\eta_{TH} = w_{NET} / q_H = (359.2 - 1.94) / 1259.9 = \mathbf{0.284}$$

C.V. Line from 1 to 2: $w = 0$,

$$\text{Energy Eq.: } q = h_2 - h_1 = 1314 - 1328 = -14 \text{ Btu/lbm}$$

$$\text{Entropy Eq.: } s_1 + s_{gen} + q/T_0 = s_2 \quad \Rightarrow$$

$$s_{gen} = s_2 - s_1 - q/T_0 = 1.5752 - 1.586 - (-14/536.7) = \mathbf{0.0153 \text{ Btu/lbm R}}$$

11.181E

A boiler delivers steam at 1500 lbf/in.^2 , 1000 F to a two-stage turbine as shown in Fig. 11.17. After the first stage, 25% of the steam is extracted at 200 lbf/in.^2 for a process application and returned at 150 lbf/in.^2 , 190 F to the feedwater line. The remainder of the steam continues through the low-pressure turbine stage, which exhausts to the condenser at 2.225 lbf/in.^2 . One pump brings the feedwater to 150 lbf/in.^2 and a second pump brings it to 1500 lbf/in.^2 . Assume the first and second stages in the steam turbine have isentropic efficiencies of 85% and 80% and that both pumps are ideal. If the process application requires 5000 Btu/s of power, how much power can then be cogenerated by the turbine?

$$3: h_3 = 1490.32, s_3 = 1.6001 \text{ Btu/lbmR}$$

C.V. Turbine T1

$$4s: \text{Rev and adiabatic } s_{4S} = s_3 \Rightarrow$$

Table F.7.2 Sup. vapor

$$h_{4S} = 1246.6 \text{ Btu/lbm}$$

$$w_{T1,S} = h_3 - h_{4S} = 243.7 \text{ Btu/lbm}$$

$$\Rightarrow w_{T1,AC} = 207.15 \text{ Btu/lbm}$$

$$h_{4AC} = h_3 - w_{T1,AC} = 1283.16$$

4ac: P_4, h_{4AC}

$$\Rightarrow s_{4AC} = 1.6384 \text{ Btu/lbm R}$$

$$5s: s_{5S} = s_{4AC} \Rightarrow x_{5S} = \frac{1.6384 - 0.1817}{1.7292} = 0.8424$$

$$h_{5S} = 97.97 + x_{5S} 1019.78 = 957.03 \text{ Btu/lbm}$$

$$w_{T2,S} = h_{4AC} - h_{5S} = 326.13 \text{ Btu/lbm}$$

$$w_{T2,AC} = 260.9 = h_{4AC} - h_{5AC} \Rightarrow h_{5AC} = 1022.3 \text{ Btu/lbm}$$

$$7: \text{Compressed liquid use sat. liq. same T: } h_7 = 158.02 \text{ Btu/lbm};$$

C.V. process unit. Assume no work only heat out.

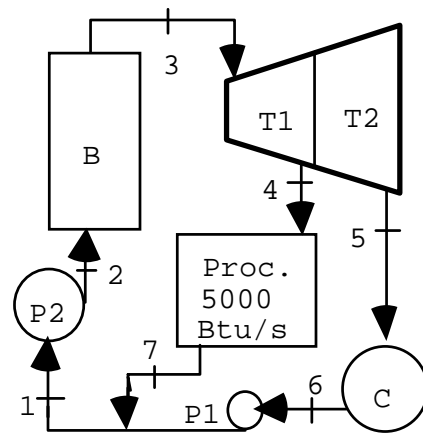
$$q_{\text{PROC}} = h_{4AC} - h_7 = 1125.1 \text{ Btu/lbm}$$

$$\dot{m}_4 = \dot{Q}/q_{\text{PROC}} = 5000/1125.1 = 4.444 \text{ lbm/s} = 0.25 \dot{m}_{\text{TOT}}$$

$$\Rightarrow \dot{m}_{\text{TOT}} = \dot{m}_3 = 17.776 \text{ lbm/s}, \quad \dot{m}_5 = \dot{m}_3 - \dot{m}_4 = 13.332 \text{ lbm/s}$$

C.V. Total turbine

$$\dot{W}_T = \dot{m}_3 h_3 - \dot{m}_4 h_{4AC} - \dot{m}_5 h_{5AC} = \mathbf{7160 \text{ Btu/s}}$$



Brayton Cycles

11.182E

A large stationary Brayton cycle gas-turbine power plant delivers a power output of 100 000 hp to an electric generator. The minimum temperature in the cycle is 540 R, and the maximum temperature is 2900 R. The minimum pressure in the cycle is 1 atm, and the compressor pressure ratio is 14 to 1. Calculate the power output of the turbine, the fraction of the turbine output required to drive the compressor and the thermal efficiency of the cycle?

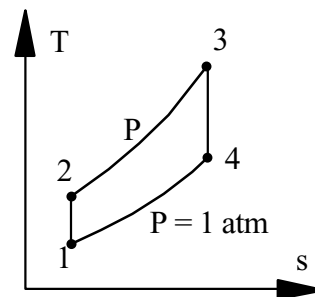
Brayton:

$$\dot{W}_{\text{NET}} = 100\,000 \text{ hp}$$

$$P_1 = 1 \text{ atm}, T_1 = 540 \text{ R}$$

$$P_2/P_1 = 14, T_3 = 2900 \text{ R}$$

Solve using constant C_{P0} :



Compression in compressor: $s_2 = s_1 \Rightarrow$ Implemented in Eq.8.32

$$\rightarrow T_2 = T_1 \left(\frac{P_2}{P_1} \right)^{\frac{k-1}{k}} = 540(14)^{0.286} = 1148.6 \text{ R}$$

$$w_C = h_2 - h_1 = C_{P0}(T_2 - T_1) = 0.24(1148.6 - 540) = 146.1 \text{ Btu/lbm}$$

Expansion in turbine: $s_4 = s_3 \Rightarrow$ Implemented in Eq.8.32

$$T_4 = T_3 \left(\frac{P_4}{P_3} \right)^{\frac{k-1}{k}} = 2900 \left(\frac{1}{14} \right)^{0.286} = 1363.3 \text{ R}$$

$$w_T = h_3 - h_4 = C_{P0}(T_3 - T_4) = 0.24(2900 - 1363.3) = 368.8 \text{ Btu/lbm}$$

$$w_{\text{NET}} = w_T - w_C = 368.8 - 146.1 = 222.7 \text{ Btu/lbm}$$

$$\dot{m} = \frac{\dot{W}_{\text{NET}}}{w_{\text{NET}}} = 100\,000 \times 2544 / 222.7 = 1\,142\,344 \text{ lbm/h}$$

$$\dot{W}_T = \dot{m}w_T = \mathbf{165\,600 \text{ hp}}, \quad w_C/w_T = \mathbf{0.396}$$

Energy input is from the combustor

$$q_H = C_{P0}(T_3 - T_2) = 0.24(2900 - 1148.6) = 420.3 \text{ Btu/lbm}$$

$$\eta_{\text{TH}} = w_{\text{NET}}/q_H = 222.7/420.3 = \mathbf{0.530}$$

11.183E

A Brayton cycle produces 14 000 Btu/s with an inlet state of 60 F, 14.7 psia, and a compression ratio of 16:1. The heat added in the combustion is 400 Btu/lbm. What are the highest temperature and the mass flow rate of air, assuming cold air properties?

Solution:

Efficiency is from Eq.11.8

$$\eta = \frac{\dot{W}_{\text{net}}}{\dot{Q}_H} = \frac{w_{\text{net}}}{q_H} = 1 - r_p^{-(k-1)/k} = 1 - 16^{-0.4/1.4} = \mathbf{0.547}$$

from the required power we can find the needed heat transfer

$$\dot{Q}_H = \dot{W}_{\text{net}} / \eta = \frac{14\,000}{0.547} = 25\,594 \text{ Btu/s}$$

$$\dot{m} = \dot{Q}_H / q_H = \frac{25\,594 \text{ Btu/s}}{400 \text{ Btu/lbm}} = \mathbf{63.99 \text{ lbm/s}}$$

Temperature after compression is

$$T_2 = T_1 r_p^{(k-1)/k} = 520 \times 16^{0.4/1.4} = 1148 \text{ R}$$

The highest temperature is after combustion

$$T_3 = T_2 + q_H / C_p = 1148 + \frac{400}{0.24} = \mathbf{2815 \text{ R}}$$

11.184E

Do the previous problem with properties from table F.5 instead of cold air properties.

Solution:

With the variable specific heat we must go through the processes one by one to get net work and the highest temperature T_3 .

$$\text{From F.5: } h_1 = 124.38 \text{ Btu/lbm, } s_{T1}^{\circ} = 1.63074 \text{ Btu/lbm R}$$

The compression is reversible and adiabatic so constant s . From Eq.8.28

$$\begin{aligned} s_2 = s_1 \Rightarrow s_{T2}^{\circ} &= s_{T1}^{\circ} + R \ln \left(\frac{P_2}{P_1} \right) = 1.63074 + \frac{53.34}{778} \ln 16 \\ &= 1.82083 \text{ Btu/lbm R} \end{aligned}$$

$$\text{back interpolate in F.5 } \Rightarrow T_2 = 1133.5 \text{ R, } h_2 = 274.58 \text{ Btu/lbm}$$

Energy equation with compressor work in

$$w_C = -w_2 = h_2 - h_1 = 274.58 - 124.383 = 150.2 \text{ Btu/lbm}$$

Energy Eq. combustor: $h_3 = h_2 + q_H = 274.58 + 400 = 674.6 \text{ Btu/lbm}$

$$\text{State 3: (P, h): } T_3 = \mathbf{2600 \text{ R}}, s_{T3}^{\circ} = 2.04523 \text{ Btu/lbm R}$$

The expansion is reversible and adiabatic so constant s . From Eq.8.28

$$\begin{aligned} s_4 = s_3 \Rightarrow s_{T4}^{\circ} &= s_{T3}^{\circ} + R \ln(P_4/P_3) = 2.04523 + \frac{53.34}{778} \ln(1/16) = 1.85514 \\ \Rightarrow T_4 &= 1297 \text{ R, } h_4 = 316.21 \text{ Btu/lbm} \end{aligned}$$

Energy equation with turbine work out

$$w_T = h_3 - h_4 = 674.6 - 316.21 = 358.4 \text{ Btu/lbm}$$

Now the net work is

$$w_{\text{net}} = w_T - w_C = 358.4 - 150.2 = 208.2 \text{ Btu/lbm}$$

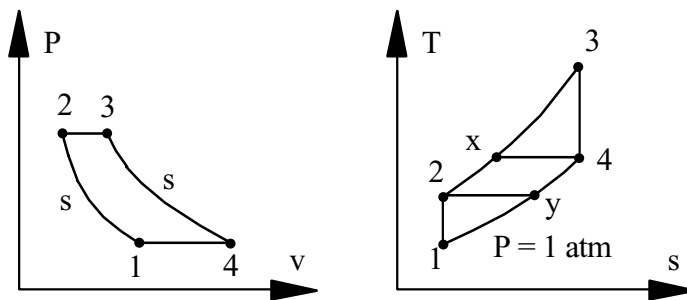
The total required power requires a mass flow rate as

$$\dot{m} = \frac{\dot{W}_{\text{net}}}{w_{\text{net}}} = \frac{14\,000 \text{ Btu/s}}{208.2 \text{ Btu/lbm}} = \mathbf{67.2 \text{ lbm/s}}$$

11.185E

An ideal regenerator is incorporated into the ideal air-standard Brayton cycle of Problem 11.182. Calculate the cycle thermal efficiency with this modification.

Solution:



Compression ratio

$$\frac{P_2}{P_1} = 14$$

Max temperature

$$T_3 = 2900 \text{ R}$$

The compression is reversible and adiabatic so constant s . From Eq.8.32

$$\rightarrow T_2 = T_1 \left(\frac{P_2}{P_1} \right)^{\frac{k-1}{k}} = 540(14)^{0.286} = 1148.6 \text{ R}$$

$$w_C = h_2 - h_1 = C_{p0}(T_2 - T_1) = 0.24(1148.6 - 540) = 146.1 \text{ Btu/lbm}$$

Expansion in turbine: $s_4 = s_3 \Rightarrow$ Implemented in Eq.8.32

$$T_4 = T_3 \left(\frac{P_4}{P_3} \right)^{\frac{k-1}{k}} = 2900 \left(\frac{1}{14} \right)^{0.286} = 1363.3 \text{ R}$$

$$w_T = h_3 - h_4 = C_{p0}(T_3 - T_4) = 0.24(2900 - 1363.3) = 368.8 \text{ Btu/lbm}$$

$$w_{NET} = w_T - w_C = 368.8 - 146.1 = 222.7 \text{ Btu/lbm}$$

Ideal regenerator: $T_X = T_4 = 1363.3 \text{ R}$

$$q_H = h_3 - h_X = 0.24(2900 - 1363.3) = 368.8 \text{ Btu/lbm} = w_T$$

$$\eta_{TH} = w_{NET}/q_H = 222.7/368.8 = \mathbf{0.604}$$

11.186E

An air-standard Ericsson cycle has an ideal regenerator as shown in Fig. P11.62. Heat is supplied at 1800 F and heat is rejected at 68 F. Pressure at the beginning of the isothermal compression process is 10 lbf/in.². The heat added is 275 Btu/lbm. Find the compressor work, the turbine work, and the cycle efficiency.

Identify the states

Heat supplied at high temperature $T_4 = T_3 = 1800 \text{ F} = 2349.7 \text{ R}$

Heat rejected at low temperature $T_1 = T_2 = 68 \text{ F} = 527.7 \text{ R}$

Beginning of the compression: $P_1 = 10 \text{ lbf/in}^2$

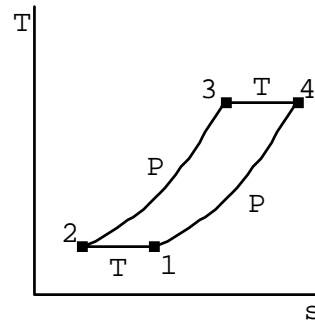
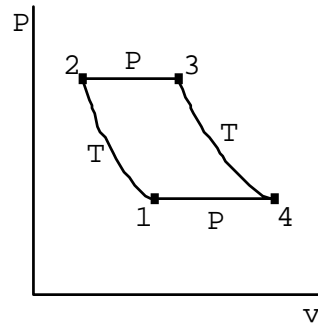
Ideal regenerator: ${}_2q_3 = -{}_4q_1 \Rightarrow q_H = {}_3q_4 \Rightarrow$

$w_T = q_H = 275 \text{ Btu/lbm}$

$\eta_{TH} = \eta_{CARNOT TH.} = 1 - T_L/T_H = 1 - 527.7/2349.7 = 0.775$

$w_{net} = \eta_{TH} q_H = 0.775 \times 275 = 213.13 \text{ Btu/lbm}$

$q_L = -w_C = 275 - 213.13 = 61.88 \text{ Btu/lbm}$



11.187E

The turbine in a jet engine receives air at 2200 R, 220 lbf/in.². It exhausts to a nozzle at 35 lbf/in.², which in turn exhausts to the atmosphere at 14.7 lbf/in.². The isentropic efficiency of the turbine is 85% and the nozzle efficiency is 95%. Find the nozzle inlet temperature and the nozzle exit velocity. Assume negligible kinetic energy out of the turbine.

Solution:

$$\text{C.V. Turbine: } h_i = 560.588 \text{ Btu/lbm, } s_{T_i}^o = 1.99765 \text{ Btu/lbm R, } s_{es} = s_i$$

Then from Eq.8.28

$$\Rightarrow s_{Tes}^o = s_{Ti}^o + R \ln(P_e/P_i) = 1.99765 + \frac{53.34}{778} \ln(35/220) = 1.8716 \frac{\text{Btu}}{\text{lbm R}}$$

$$\text{Table F.5 } T_{es} = 1382 \text{ R, } h_{es} = 338.27 \text{ Btu/lbm,}$$

$$\text{Energy eq.: } w_{T,s} = h_i - h_{es} = 560.588 - 338.27 = 222.3 \text{ Btu/lbm}$$

$$\text{Eq.9.27: } w_{T,AC} = w_{T,s} \times \eta_T = 188.96 = h_i - h_{e,AC} \Rightarrow h_{e,AC} = 371.6$$

$$\text{Table F.5 } \Rightarrow T_{e,AC} = \mathbf{1509 \text{ R}}, s_{Te}^o = 1.8947 \text{ Btu/lbm R}$$

$$\text{C.V. Nozzle: } h_i = 371.6 \text{ Btu/lbm, } s_{Ti}^o = 1.8947 \text{ Btu/lbm R, } s_{es} = s_i$$

Then from Eq.8.28

$$\Rightarrow s_{Tes}^o = s_{Ti}^o + R \ln(P_e/P_i) = 1.8947 + \frac{53.34}{778} \ln\left(\frac{14.7}{35}\right) = 1.8352 \frac{\text{Btu}}{\text{lbm R}}$$

$$\text{Table F.5 } \Rightarrow T_{e,s} = 1199.6 \text{ R, } h_{e,s} = 291.3 \text{ Btu/lbm}$$

$$\text{Energy Eq.: } (1/2)V_{e,s}^2 = h_i - h_{e,s} = 371.6 - 291.3 = 80.3 \text{ Btu/lbm}$$

$$\text{Eq.9.30: } (1/2)V_{e,AC}^2 = (1/2)V_{e,s}^2 \times \eta_{NOZ} = 76.29 \text{ Btu/lbm}$$

$$V_{e,AC} = \sqrt{2 \times 25037 \times 76.29} = \mathbf{1954 \text{ ft/s}}$$

$$\text{Recall } 1 \text{ Btu/lbm} = 25037 \text{ ft}^2/\text{s}^2$$

Otto, Diesel, Stirling and Carnot Cycles

11.188E

Air flows into a gasoline engine at 14 lbf/in.^2 , 540 R . The air is then compressed with a volumetric compression ratio of 8:1. In the combustion process 560 Btu/lbm of energy is released as the fuel burns. Find the temperature and pressure after combustion.

Solution:

Solve the problem with constant heat capacity.

Compression 1 to 2: $s_2 = s_1 \Rightarrow$ From Eq.8.33 and Eq.8.34

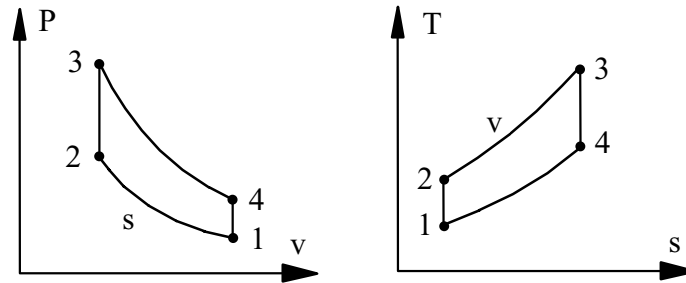
$$T_2 = T_1 (v_1/v_2)^{k-1} = 540 \times 8^{0.4} = 1240.6 \text{ R}$$

$$P_2 = P_1 \times (v_1/v_2)^k = 14 \times 8^{1.4} = 257.3 \text{ lbf/in}^2$$

Combustion 2 to 3 at constant volume: $u_3 = u_2 + q_H$

$$T_3 = T_2 + q_H/C_v = 1240.6 + 560/0.171 = \mathbf{4515 \text{ R}}$$

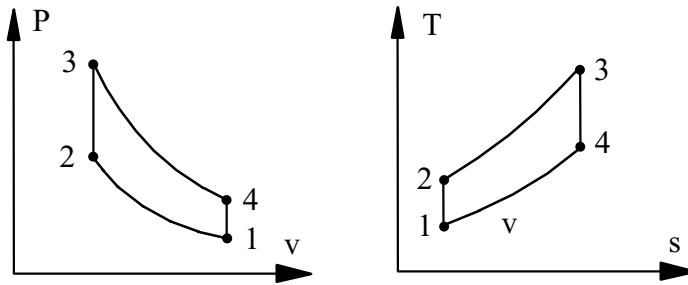
$$P_3 = P_2 \times (T_3/T_2) = 257.3 (4515 / 1240.6) = \mathbf{936 \text{ lbf/in}^2}$$



11.189E

To approximate an actual spark-ignition engine consider an air-standard Otto cycle that has a heat addition of 800 Btu/lbm of air, a compression ratio of 7, and a pressure and temperature at the beginning of the compression process of 13 lbf/in.², 50 F. Assuming constant specific heat, with the value from Table F.4, determine the maximum pressure and temperature of the cycle, the thermal efficiency of the cycle and the mean effective pressure.

Solution:



$$\text{State 1: } v_1 = RT_1/P_1 = \frac{53.34 \times 510}{13 \times 144} = 14.532 \text{ ft}^3/\text{lbm}, \quad v_2 = v_1/7 = 2.076 \text{ ft}^3/\text{lbm}$$

The compression process, reversible adiabatic so then isentropic. The constant s is implemented with Eq.8.25 leading to Eqs.8.34 and 8.32

$$P_2 = P_1(v_1/v_2)^k = 13(7)^{1.4} = 198.2 \text{ lbf/in}^2$$

$$T_2 = T_1(v_1/v_2)^{k-1} = 510(7)^{0.4} = 1110.7 \text{ R}$$

The combustion process with constant volume, $q_H = 800 \text{ Btu/lbm}$

$$T_3 = T_2 + q_H/C_{V0} = 1110.7 + 800/0.171 = \mathbf{5789 \text{ R}}$$

$$P_3 = P_2 T_3/T_2 = 198.2 \times 5789/1110.7 = \mathbf{1033 \text{ lbf/in}^2}$$

Cycle efficiency from the ideal cycle as in Eq.11.18

$$\eta_{\text{TH}} = 1 - (T_1/T_2) = 1 - 510/1110.7 = \mathbf{0.541}$$

To get the mean effective pressure we need the net work

$$w_{\text{NET}} = \eta_{\text{TH}} \times q_H = 0.541 \times 800 = 432.8 \text{ Btu/lbm}$$

$$P_{\text{m eff}} = \frac{w_{\text{NET}}}{v_1 - v_2} = \frac{432.8 \times 778}{(14.532 - 2.076) \times 144} = \mathbf{188 \text{ lbf/in}^2}$$

11.190E

A gasoline engine has a volumetric compression ratio of 10 and before compression has air at 520 R, 12.2 psia in the cylinder. The combustion peak pressure is 900 psia. Assume cold air properties. What is the highest temperature in the cycle? Find the temperature at the beginning of the exhaust (heat rejection) and the overall cycle efficiency.

Solution:

Compression. Isentropic so we use Eqs.8.33-8.34

$$P_2 = P_1(v_1/v_2)^k = 12.2 (10)^{1.4} = 306.45 \text{ psia}$$

$$T_2 = T_1(v_1/v_2)^{k-1} = 520 (10)^{0.4} = 1306.2 \text{ R}$$

Combustion. Constant volume

$$T_3 = T_2 (P_3/P_2) = 1306.2 \times 900/306.45 = \mathbf{3836 \text{ R}}$$

Exhaust. Isentropic expansion so from Eq.8.33

$$T_4 = T_3 / (v_1/v_2)^{k-1} = T_3 / 10^{0.4} = 3836 / 2.5119 = \mathbf{1527 \text{ R}}$$

Overall cycle efficiency is from Eq.11.18, $r_v = v_1/v_2$

$$\eta = 1 - r_v^{1-k} = 1 - 10^{-0.4} = \mathbf{0.602}$$

Comment: No actual gasoline engine has an efficiency that high, maybe 35%.

11.191E

A four stroke gasoline engine has a compression ratio of 10:1 with 4 cylinders of total displacement 75 in³. The inlet state is 500 R, 10 psia and the engine is running at 2100 RPM with the fuel adding 750 Btu/lbm in the combustion process. What is the net work in the cycle and how much power is produced?

Solution:

Overall cycle efficiency is from Eq.11.18, $r_v = v_1/v_2$

$$\eta_{\text{TH}} = 1 - r_v^{1-k} = 1 - 10^{-0.4} = \mathbf{0.602}$$

$$w_{\text{net}} = \eta_{\text{TH}} \times q_{\text{H}} = 0.602 \times 750 = 451.5 \text{ Btu/lbm}$$

We also need specific volume to evaluate Eqs.11.15 to 11.17

$$v_1 = RT_1 / P_1 = 53.34 \times 500 / (10 \times 144) = 18.52 \text{ ft}^3/\text{lbm}$$

$$P_{\text{meff}} = \frac{w_{\text{net}}}{v_1 - v_2} = \frac{w_{\text{net}}}{v_1 \left(1 - \frac{1}{r_v}\right)} = \frac{451.5}{18.52 \times 0.9} \frac{778}{144} = 146.3 \text{ psia}$$

Now we can find the power from Eq.11.17

$$\dot{W} = P_{\text{meff}} V_{\text{displ}} \frac{\text{RPM}}{60} \frac{1}{2} = 146.3 \times \frac{75}{12} \times \frac{2100}{60} \times \frac{1}{2} = \mathbf{16\ 002 \text{ lbf-ft/s}}$$

$$= \mathbf{29 \text{ hp}}$$

Recall 1 hp = 550 lbf-ft/s.

11.192E

It is found experimentally that the power stroke expansion in an internal combustion engine can be approximated with a polytropic process with a value of the polytropic exponent n somewhat larger than the specific heat ratio k . Repeat Problem 11.189 but assume the expansion process is reversible and polytropic (instead of the isentropic expansion in the Otto cycle) with n equal to 1.50.

First find states 2 and 3. based on the inlet state we get

$$v_4 = v_1 = RT_1/P_1 = 53.34 \times 510 / 13 \times 144 = 14.532 \text{ ft}^3/\text{lbm}$$

$$v_3 = v_2 = v_1/7 = 2.076 \text{ ft}^3/\text{lbm}$$

After compression we have constant s leads to Eq.8.34 and Eq.8.32

$$P_2 = P_1(v_1/v_2)^k = 13(7)^{1.4} = 198.2 \text{ lbf/in}^2$$

$$T_2 = T_1(v_1/v_2)^{k-1} = 510(7)^{0.4} = 1110.7 \text{ R}$$

Constant volume combustion

$$T_3 = T_2 + q_H/C_{V0} = 1110.7 + 800/0.171 = 5789 \text{ R}$$

$$P_3 = P_2 T_3/T_2 = 198.2 \times 5789/1110.7 = 1033 \text{ lbf/in}^2$$

Process 3 to 4: $Pv^{1.5} = \text{constant}$.

$$P_4 = P_3(v_3/v_4)^{1.5} = 1033(1/7)^{1.5} = 55.78 \text{ lbf/in}^2$$

$$T_4 = T_3(v_3/v_4)^{0.5} = 5789(1/7)^{0.5} = 2188 \text{ R}$$

For the mean effective pressure we need the net work and therefore the individual process work terms

$$\begin{aligned} {}_1w_2 &= \int P \, dv = R(T_2 - T_1)/(1 - 1.4) \\ &= -53.34(1110.7 - 510)/(0.4 \times 778) = -102.96 \text{ Btu/lbm} \end{aligned}$$

$$\begin{aligned} {}_3w_4 &= \int P \, dv = R(T_4 - T_3)/(1 - 1.5) \\ &= -53.34(2188 - 5789)/(0.5 \times 778) = 493.8 \text{ Btu/lbm} \end{aligned}$$

$$w_{\text{NET}} = 493.8 - 102.96 = 390.84 \text{ Btu/lbm}$$

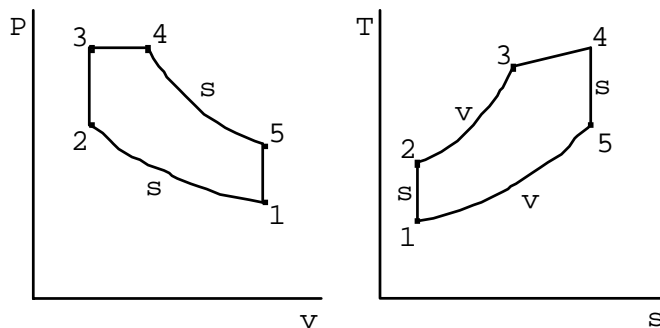
$$\eta_{\text{CYCLE}} = w_{\text{NET}}/q_H = 390.84/700 = \mathbf{0.488}$$

$$P_{\text{meff}} = w_{\text{NET}}/(v_1 - v_2) = 390.84 \times 778 / (14.532 - 2.076) = \mathbf{169.5 \text{ lbf/in}^2}$$

Notice a smaller w_{NET} , η_{CYCLE} , P_{meff} compared to ideal cycle.

11.193E

In the Otto cycle all the heat transfer q_H occurs at constant volume. It is more realistic to assume that part of q_H occurs after the piston has started its downwards motion in the expansion stroke. Therefore consider a cycle identical to the Otto cycle, except that the first two-thirds of the total q_H occurs at constant volume and the last one-third occurs at constant pressure. Assume the total q_H is 700 Btu/lbm, that the state at the beginning of the compression process is 13 lbf/in.², 68 F, and that the compression ratio is 9. Calculate the maximum pressure and temperature and the thermal efficiency of this cycle. Compare the results with those of a conventional Otto cycle having the same given variables.



$$P_1 = 13, T_1 = 527.67 \text{ R}$$

$$r_v = v_1/v_2 = 7$$

$$q_{23} = \frac{2}{3} \times 700 = 466.7 \frac{\text{Btu}}{\text{lbm}}$$

$$q_{34} = \frac{1}{3} \times 700 = 233.3 \frac{\text{Btu}}{\text{lbm}}$$

$$P_2 = P_1 (v_1/v_2)^k = 13(9)^{1.4} = 281.8 \text{ lbf/in}^2$$

$$T_2 = T_1 (v_1/v_2)^{k-1} = 527.67(9)^{0.4} = 1270.7 \text{ R}$$

$$T_3 = T_2 + q_{23}/C_{v0} = 1270.7 + 466.7/0.171 = 4000 \text{ R}$$

$$P_3 = P_2 (T_3/T_2) = 281.8 \times 4000/1270.7 = \mathbf{887.1 \text{ lbf/in}^2} = P_4$$

$$T_4 = T_3 + q_{34}/C_{p0} = 4000 + 233.3/0.24 = \mathbf{4972 \text{ R}}$$

$$\frac{v_5}{v_4} = \frac{v_1}{v_2} = (P_4/P_1) \times (T_1/T_4) = \frac{88.1}{13} \times \frac{527.67}{4972} = 7.242$$

$$T_5 = T_4 (v_4/v_5)^{k-1} = 4972(1/7.242)^{0.4} = 2252 \text{ R}$$

$$q_L = C_{v0}(T_5 - T_1) = 0.171(2252 - 527.67) = 294.9 \text{ Btu/lbm}$$

$$\eta_{\text{TH}} = 1 - q_L/q_H = 1 - 294.9/700 = \mathbf{0.579}$$

$$\text{Standard Otto cycle: } \eta_{\text{TH}} = 1 - (9)^{-0.4} = \mathbf{0.585}$$

11.194E

A diesel engine has a bore of 4 in., a stroke of 4.3 in. and a compression ratio of 19:1 running at 2000 RPM (revolutions per minute). Each cycle takes two revolutions and has a mean effective pressure of 200 lbf/in.². With a total of 6 cylinders find the engine power in Btu/s and horsepower, hp.

Solution:

Work from mean effective pressure.

$$P_{\text{meff}} = w_{\text{net}} / (v_{\text{max}} - v_{\text{min}}) \quad \rightarrow \quad w_{\text{net}} = P_{\text{meff}} (v_{\text{max}} - v_{\text{min}})$$

The displacement is

$$\Delta V = \pi \text{Bore}^2 \times 0.25 \times S = \pi \times 4^2 \times 0.25 \times 4.3 = 54.035 \text{ in}^3$$

Work per cylinder per power stroke

$$W = P_{\text{meff}}(V_{\text{max}} - V_{\text{min}}) = 200 \times 54.035 / (12 \times 778) = 1.1575 \text{ Btu/cycle}$$

Only every second revolution has a power stroke so we can find the power

$$\begin{aligned} \dot{W} &= W \times N_{\text{cyl}} \times \text{RPM} \times 0.5 \left(\frac{\text{cycles}}{\text{min}} \right) \times \left(\frac{\text{min}}{60 \text{ s}} \right) \times \left(\frac{\text{Btu}}{\text{cycle}} \right) \\ &= 1.1575 \times 6 \times 2000 \times 0.5 \times (1/60) = 115.75 \text{ Btu/s} \\ &= 115.75 \times 3600/2544.43 \text{ hp} = \mathbf{164 \text{ hp}} \end{aligned}$$

11.195E

At the beginning of compression in a diesel cycle $T = 540 \text{ R}$, $P = 30 \text{ lbf/in.}^2$ and the state after combustion (heat addition) is 2600 R and 1000 lbf/in.^2 . Find the compression ratio, the thermal efficiency and the mean effective pressure.

Solution:

Compression process (isentropic) from Eqs.8.33-8.34

$$P_2 = P_3 = 1000 \text{ lbf/in.}^2 \Rightarrow v_1/v_2 = (P_2/P_1)^{1/k} = (1000/30)^{0.7143} = \mathbf{12.24}$$

$$T_2 = T_1(P_2/P_1)^{(k-1)/k} = 540(1000/30)^{0.2857} = 1470.6 \text{ R}$$

Expansion process (isentropic) first get the volume ratios

$$v_3/v_2 = T_3/T_2 = 2600/1470.6 = 1.768$$

$$v_4/v_3 = v_1/v_3 = (v_1/v_2)(v_2/v_3) = 12.24/1.768 = 6.923$$

The exhaust temperature follows from Eq.8.33

$$T_4 = T_3(v_3/v_4)^{k-1} = 2600 \cdot 6.923^{-0.4} = 1199 \text{ R}$$

$$q_L = C_V(T_4 - T_1) = 0.171(1199 - 540) = 112.7 \text{ Btu/lbm}$$

$$q_H = h_3 - h_2 = C_P(T_3 - T_2) = 0.24(2600 - 1470.6) = 271.1 \text{ Btu/lbm}$$

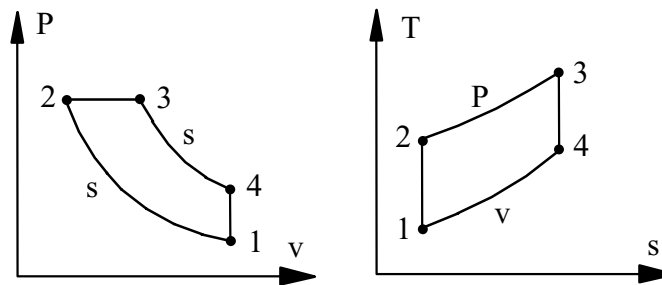
$$\eta = 1 - q_L/q_H = 1 - 112.7 / 271.1 = \mathbf{0.5843}$$

$$w_{\text{net}} = q_{\text{net}} = 271.1 - 112.7 = 158.4 \text{ Btu/lbm}$$

$$v_{\text{max}} = v_1 = RT_1/P_1 = 53.34 \times 540 / (30 \times 144) = 6.6675 \text{ ft}^3/\text{lbm}$$

$$v_{\text{min}} = v_{\text{max}}(v_1/v_2) = 6.6675 / 12.24 = 0.545 \text{ ft}^3/\text{lbm}$$

$$P_{\text{meff}} = [158.4 / (6.6675 - 0.545)] \times (778/144) = \mathbf{139.8 \text{ lbf/in.}^2}$$



Remark: This is a too low compression ratio for a practical diesel cycle.

11.196E

Consider an ideal air-standard diesel cycle where the state before the compression process is 14 lbf/in.², 63 F and the compression ratio is 20. Find the maximum temperature (by iteration) in the cycle to have a thermal efficiency of 60%.

$$\text{Diesel cycle: } P_1 = 14, \quad T_1 = 522.67 \text{ R}, \quad v_1/v_2 = 20, \quad \eta_{\text{TH}} = 0.60$$

From the inlet state and the compression we get

$$T_2 = T_1 (v_1/v_2)^{k-1} = 522.67(20)^{0.4} = 1732.4 \text{ R}$$

$$v_1 = \frac{53.34 \times 522.67}{14 \times 144} = 13.829 \text{ ft}^3/\text{lbm}, \quad v_2 = \frac{13.829}{20} = 0.6915 \text{ ft}^3/\text{lbm}$$

Constant pressure combustion relates v_3 and T_3

$$v_3 = v_2 \times T_3 / T_2 = 0.6915 \times T_3 / 1732.4 = 0.000399 T_3$$

The expansion then gives T_4 in terms of T_3

$$\frac{T_3}{T_4} = \left(\frac{v_4}{v_3} \right)^{k-1} = \left(\frac{13.829}{0.000399 T_3} \right)^{0.4} \rightarrow T_4 = 0.0153 T_3^{1.4}$$

Now these T 's relate to the given efficiency

$$\eta_{\text{TH}} = 0.60 = 1 - \frac{T_4 - T_1}{k(T_3 - T_2)} = 1 - \frac{0.0153 T_3^{1.4} - 522.67}{1.4(T_3 - 1732.4)}$$

$$\Rightarrow 0.0153 T_3^{1.4} - 0.56 T_3 + 447.5 = 0$$

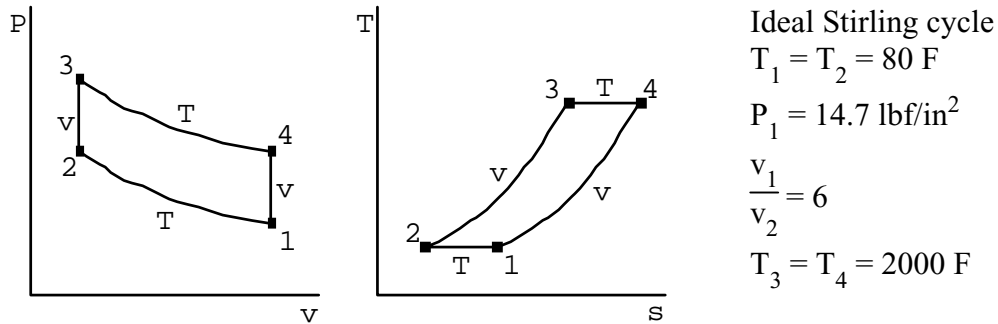
Trial and error on this non-linear equation

$$5100 \text{ R: LHS} = -35.54, \quad 5500 \text{ R: LHS} = 5.04, \quad 5450 \text{ R: LHS} = -0.5$$

$$\text{Linear interpolation, } T_3 = \mathbf{5455 \text{ R}}$$

11.197E

Consider an ideal Stirling-cycle engine in which the pressure and temperature at the beginning of the isothermal compression process are 14.7 lbf/in.^2 , 80 F , the compression ratio is 6, and the maximum temperature in the cycle is 2000 F . Calculate the maximum pressure in the cycle and the thermal efficiency of the cycle with and without regenerators.



$$T_1 = T_2 \rightarrow P_2 = P_1 \times v_1/v_2 = 14.7 \times 6 = 88.2$$

$$V_2 = V_3 \rightarrow P_3 = P_2 \times T_3/T_2 = 88.2 \times \frac{2460}{540} = \mathbf{401.8 \text{ lbf/in}^2}$$

$$w_{34} = q_{34} = RT_3 \ln(v_4/v_3)$$

$$= (53.34/778) \times 2460 \ln 6 = 302.2 \text{ Btu/lbm}$$

$$q_{23} = C_{v0}(T_3 - T_2) = 0.171(2460 - 540) = 328.3 \text{ Btu/lbm}$$

$$w_{12} = q_{12} = -RT_1 \ln \frac{v_1}{v_2} = -\frac{53.34}{778} \times 540 \ln 6 = -66.3 \text{ Btu/lbm}$$

$$w_{\text{NET}} = 302.2 - 66.3 = 235.9 \text{ Btu/lbm}$$

$$\eta_{\text{NO REGEN}} = \frac{235.9}{302.2 + 328.3} = \mathbf{0.374},$$

$$\eta_{\text{WITH REGEN}} = \frac{235.9}{302.2} = \mathbf{0.781}$$

11.198E

An ideal air-standard Stirling cycle uses helium as working fluid. The isothermal compression brings the helium from 15 lbf/in.², 70 F to 90 lbf/in.². The expansion takes place at 2100 R and there is no regenerator. Find the work and heat transfer in all four processes per lbm helium and the cycle efficiency.

Substance helium F.4: $R = 386 \text{ ft-lbf/lbmR}$, $C_v = 0.753 \text{ Btu/lbm R}$

$$v_4/v_3 = v_1/v_2 = P_2/P_1 = 90/15 = 6$$

$$1 \rightarrow 2: \quad -{}_1w_2 = -{}_1q_2 = \int P \, dV = RT \ln(v_1/v_2)$$

$$= 386 \times 530 \times \ln(6)/778 = 471.15 \text{ Btu/lbm}$$

$$2 \rightarrow 3: \quad {}_2w_3 = 0; \quad {}_2q_3 = C_p(T_3 - T_2) = 0.753(2100 - 530) = 1182.2$$

$$3 \rightarrow 4: \quad {}_3w_4 = {}_3q_4 = RT_3 \ln(v_4/v_3) = 386 \times 2100 \times \ln(6)/778$$

$$= 1866.8 \text{ Btu/lbm}$$

$$4 \rightarrow 1: \quad {}_4w_1 = 0; \quad {}_4q_1 = C_p(T_4 - T_1) = -1182.2 \text{ Btu/lbm}$$

$$\eta_{\text{Cycle}} = w_{\text{net}}/q_H = \frac{-471.15 + 1866.0}{1182.2 + 1866.8} = \mathbf{0.458}$$

11.199E

The air-standard Carnot cycle was not shown in the text; show the T - s diagram for this cycle. In an air-standard Carnot cycle the low temperature is 500 R and the efficiency is 60%. If the pressure before compression and after heat rejection is 14.7 lbf/in.², find the high temperature and the pressure just before heat addition.

Solution:

Carnot cycle efficiency from Eq.7.5

$$\eta = 0.6 = 1 - T_H/T_L$$

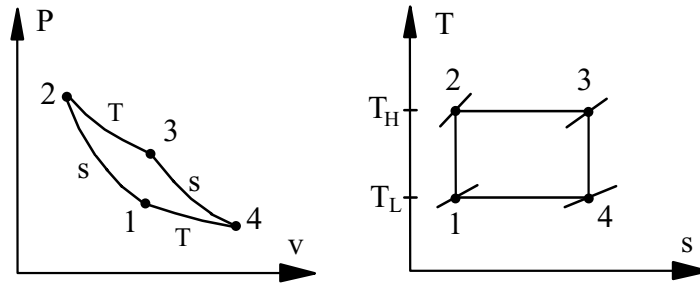
$$\Rightarrow T_H = T_L/0.4 = 500/0.4 = \mathbf{1250 \text{ R}}$$

Just before heat addition is state 2 and after heat rejection is state 1 so $P_1 = 14.7 \text{ kPa}$ and the isentropic compression is from Eq.8.32

$$P_2 = P_1(T_H/T_L)^{1/k-1} = 14.7 \left(\frac{1250}{500}\right)^{3.5} = \mathbf{363.2 \text{ lbf/in}^2}$$

OR if we do not use constant specific heat, but use Table F.5 in Eq.8.28

$$P_2 = P_1 \exp[(s_{T2}^o - s_{T1}^o)/R] = 14.7 \times \exp\left[\frac{1.84573 - 1.62115}{53.34/778}\right] = \mathbf{389 \text{ lbf/in}^2}$$



11.200E

Air in a piston/cylinder goes through a Carnot cycle in which $T_L = 80.3 \text{ F}$ and the total cycle efficiency is $\eta = 2/3$. Find T_H , the specific work and volume ratio in the adiabatic expansion for constant C_p , C_v .

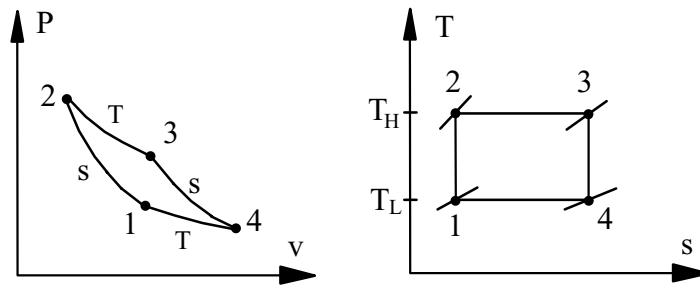
Carnot cycle:

$$\eta = 1 - T_L/T_H = 2/3 \Rightarrow T_H = 3 \times T_L = 3 \times 540 = \mathbf{1620 \text{ R}}$$

Adiabatic expansion 3 to 4: $Pv^k = \text{constant}$

$$\begin{aligned} {}_3w_4 &= (P_4v_4 - P_3v_3)/(1 - k) = [R/(1-k)](T_4 - T_3) = u_3 - u_4 \\ &= C_v(T_3 - T_4) = 0.171(1620 - 540) = \mathbf{184.68 \text{ Btu/lbm}} \end{aligned}$$

$$v_4/v_3 = (T_3/T_4)^{1/(k-1)} = 3^{2.5} = \mathbf{15.6}$$



11.201E

Do the previous problem 11.200E using Table F.5.

Air in a piston/cylinder goes through a Carnot cycle in which $T_L = 80.3 \text{ F}$ and the total cycle efficiency is $\eta = 2/3$. Find T_H , the specific work and volume ratio in the adiabatic expansion for constant C_p , C_v .

Carnot cycle:

$$\eta = 1 - T_L/T_H = 2/3 \Rightarrow T_H = 3 \times T_L = 3 \times 540 = \mathbf{1620 \text{ R}}$$

$${}_3w_4 = u_3 - u_4 = 290.13 - 92.16 = \mathbf{197.97 \text{ Btu/lbm}}$$

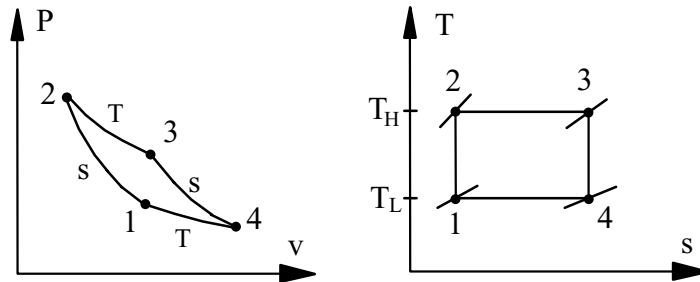
Adiabatic expansion 3 to 4: $s_4 = s_3 \Rightarrow \text{Eq.8.28}$

$$s_{T4}^o = s_{T3}^o + R \ln \frac{P_4}{P_3} \Rightarrow \text{Table F.5 for standard entropy}$$

$$\frac{P_4}{P_3} = \exp[(s_{T4}^o - s_{T3}^o)/R] = \exp\left[\frac{1.63979 - 1.91362}{53.34/778}\right] = 0.018426$$

Ideal gas law then gives

$$\frac{v_4}{v_3} = \frac{T_4}{T_3} \times \frac{P_3}{P_4} = \frac{540}{1620} \times \frac{1}{0.018426} = \mathbf{18.09}$$



Refrigeration Cycles

11.202E

A car air-conditioner (refrigerator) in 70 F ambient uses R-134a and I want to have cold air at 20 F produced. What is the minimum high P and the maximum low P it can use?

Since the R-134a must give heat transfer out to the ambient at 70 F, it must at least be that hot at state 3.

From Table F.10.1: $P_3 = P_2 = P_{\text{sat}} = \mathbf{85.95 \text{ psia}}$ is minimum high P.

Since the R-134a must absorb heat transfer at the cold air 20 F, it must at least be that cold at state 4.

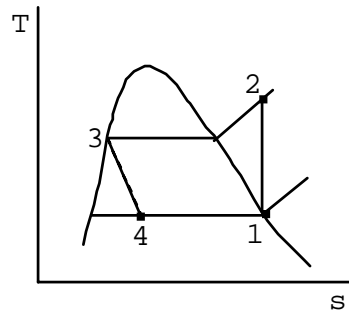
From Table F.10.1: $P_1 = P_4 = P_{\text{sat}} = \mathbf{33.29 \text{ psia}}$ is maximum low P.

Ideal Ref. Cycle

$$T_{\text{cond}} = 70 \text{ F} = T_3$$

$$T_{\text{evap}} = 20 \text{ F}$$

Use Table F.10 for R-134a



11.203E

Consider an ideal refrigeration cycle that has a condenser temperature of 110 F and an evaporator temperature of 5 F. Determine the coefficient of performance of this refrigerator for the working fluids R-12 and R-22.

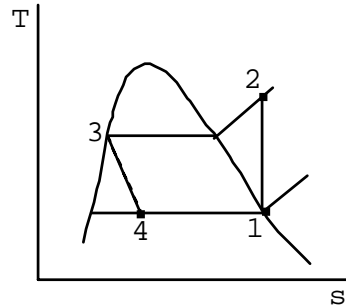
Ideal Ref. Cycle

$$T_{\text{cond}} = 110 \text{ F} = T_3$$

$$T_{\text{evap}} = 5 \text{ F}$$

Use Table F.9 for R-22

Use computer table for R-12



	R-12	R-22
h_1 , Btu/lbm	77.803	104.954
$s_2 = s_1$	0.16843	0.22705
P_2 , lbf/in ²	151.11	241.04
T_2 , F	127.29	161.87
h_2 , Btu/lbm	91.107	123.904
$h_3 = h_4$, Btu/lbm	33.531	42.446
$-w_C = h_2 - h_1$	13.3	18.95
$q_L = h_1 - h_4$	44.27	62.51
$\beta = q_L / (-w_C)$	3.33	3.30

11.204E

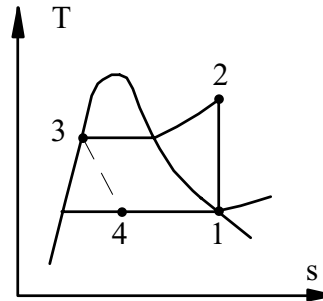
The environmentally safe refrigerant R-134a is one of the replacements for R-12 in refrigeration systems. Repeat Problem 11.203 using R-134a and compare the result with that for R-12.

Ideal refrigeration cycle

$$T_{\text{cond}} = 110 \text{ F} = T_3$$

$$T_{\text{evap}} = 5 \text{ F}$$

Use Table F.10 for R-134a
or computer table



C.V. Compressor: Adiabatic and reversible so constant s

State 1: Table F.10.1 $h_1 = 167.32 \text{ Btu/lbm}$, $s_1 = 0.4145 \text{ Btu/lbm R}$

State 2: $s_2 = s_1$ and $P_2 = 161.1 \text{ psia} = P_3 = P_{\text{sat } 110 \text{ F}}$

Interpolate $\Rightarrow h_2 = 184.36 \text{ Btu/lbm}$ and $T_2 = 121.8 \text{ F}$

Energy eq.: $w_C = h_2 - h_1 = 184.36 - 167.32 = 17.04 \text{ Btu/lbm}$

Expansion valve: $h_3 = h_4 = 112.46 \text{ Btu/lbm}$

Evaporator: $q_L = h_1 - h_4 = 167.32 - 112.46 = 54.86 \text{ Btu/lbm}$

Overall performance, COP

$$\beta = q_L/w_C = 54.86 / 17.04 = \mathbf{3.22}$$

11.205E

Consider an ideal heat pump that has a condenser temperature of 120 F and an evaporator temperature of 30 F. Determine the coefficient of performance of this heat pump for the working fluids R-12, R-22, and ammonia.

Ideal Heat Pump

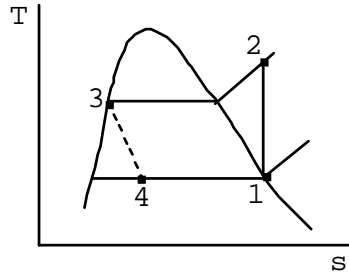
$$T_{\text{cond}} = 120 \text{ F}$$

$$T_{\text{evap}} = 30 \text{ F}$$

Use Table F.8 for NH₃

Use Table F.9 for R-22

Use computer table for R-12



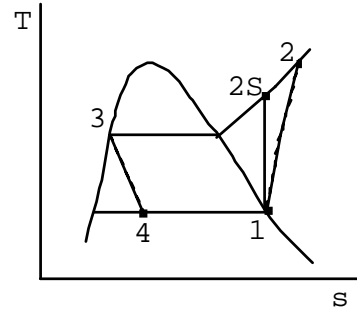
	R-12	R-22	NH ₃
h_1 , Btu/lbm	80.42	107.28	619.58
$s_2 = s_1$	0.1665	0.2218	1.2769
P_2 , lbf/in ²	172.3	274.6	286.5
T_2 , F	132.2	160.4	239.4
h_2 , Btu/lbm	91.0	122.17	719.5
$h_3 = h_4$, Btu/lbm	36.011	45.71	178.83
$-w_C = h_2 - h_1$	10.58	14.89	99.92
$q_H = h_2 - h_3$	54.995	76.46	540.67
$\beta' = q_H / (-w_C)$	5.198	5.135	5.411

11.206E

The refrigerant R-22 is used as the working fluid in a conventional heat pump cycle. Saturated vapor enters the compressor of this unit at 50 F; its exit temperature from the compressor is measured and found to be 185 F. If the compressor exit is 300 psia, what is the isentropic efficiency of the compressor and the coefficient of performance of the heat pump?

$$\begin{aligned} \text{R-22 heat pump: } T_2 &= 185 \text{ F} \\ T_{\text{EVAP}} &= 50 \text{ F} \end{aligned}$$

$$\begin{aligned} \text{State 1: Table F.9.1} \\ h_1 &= 108.95 \text{ Btu/lbm,} \\ s_1 &= 0.2180 \text{ Btu/lbm R} \end{aligned}$$



$$\text{State 2: } h_2 = 126.525 \text{ Btu/lbm}$$

$$\text{Compressor work: } w_C = h_2 - h_1 = 126.525 - 108.95 = 17.575 \text{ Btu/lbm}$$

$$\text{Isentropic compressor: } s_{2s} = s_1 = 0.2180 \text{ Btu/lbm R}$$

$$\text{State 2s: } (P_2, s) \quad T_{2s} = 160 \text{ F}, \quad h_{2s} = 120.82 \text{ Btu/lbm}$$

$$\text{Ideal compressor work: } w_{Cs} = h_{2s} - h_1 = 120.82 - 108.95 = 11.87 \text{ Btu/lbm}$$

The efficiency is the ratio of the two work terms

$$\eta_{\text{S COMP}} = \frac{w_{Cs}}{w_C} = \frac{11.87}{17.575} = \mathbf{0.675}$$

The condenser has heat transfer as ($h_3 = h_f$ at 300 psia)

$$q_H = h_2 - h_3 = 126.525 - 48.02 = 78.505 \text{ Btu/lbm}$$

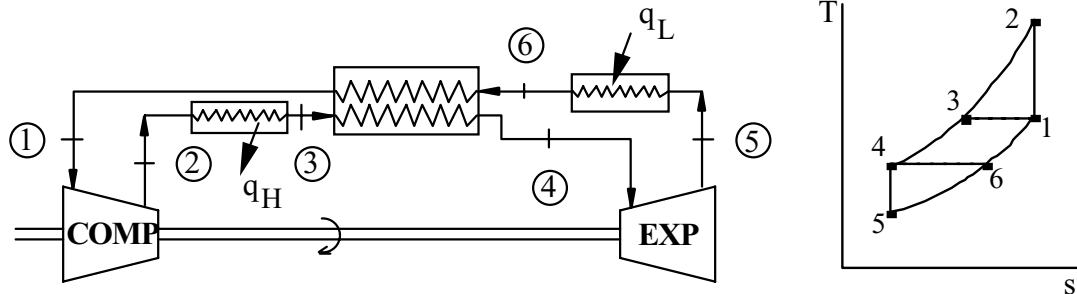
and a coefficient of performance of

$$\beta' = q_H / w_C = \mathbf{4.47}$$

11.207E

Consider an air standard refrigeration cycle that has a heat exchanger included as shown in Fig. P11.137. The low pressure is 14.7 psia and the high pressure is 200 psia. The temperature into the compressor is 60 F which is T_1 and T_3 in Fig. 11.38, and $T_4 = T_6 = -60$ F. Determine the coefficient of performance of this cycle.

Solution:



Standard air refrigeration cycle with

$$T_1 = T_3 = 60 \text{ F} = 519.67 \text{ R}, \quad P_1 = 14.7 \text{ psia}, \quad P_2 = 200 \text{ psia}$$

$$T_4 = T_6 = -60 \text{ F} = 399.67 \text{ R}$$

We will solve the problem with cold air properties.

Compressor, isentropic $s_2 = s_1$ so from Eq. 8.32

$$\Rightarrow T_2 = T_1 (P_2/P_1)^{\frac{k-1}{k}} = 519.67 (200/14.7)^{0.2857} = 1095.5 \text{ R}$$

$$w_C = -w_{12} = C_{P0}(T_2 - T_1) = 0.24 (1095.5 - 519.67) = 138.2 \text{ Btu/lbm}$$

Expansion in expander (turbine)

$$s_5 = s_4 \Rightarrow T_5 = T_4 (P_5/P_4)^{\frac{k-1}{k}} = 399.67 (14.7/200)^{0.2857} = 189.58 \text{ R}$$

$$w_E = C_{P0}(T_4 - T_5) = 0.24 (399.67 - 189.58) = 50.42 \text{ Btu/lbm}$$

Net cycle work

$$w_{\text{NET}} = 50.42 - 138.2 = -87.78 \text{ kJ/kg}$$

$$q_L = C_{P0}(T_6 - T_5) = w_E = 50.42 \text{ Btu/lbm}$$

Overall cycle performance, COP

$$\beta = q_L / (-w_{\text{NET}}) = 50.42 / 87.78 = \mathbf{0.574}$$

Availability and Combined Cycles

11.208E

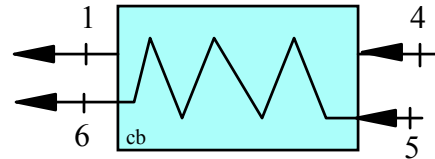
Find the flows and fluxes of exergy in the condenser of Problem 11.172E. Use those to determine the 2nd law efficiency.

A smaller power plant produces 50 lbm/s steam at 400 psia, 1100 F, in the boiler. It cools the condenser with ocean water coming in at 55 F and returned at 60 F so that the condenser exit is at 110 F. Find the net power output and the required mass flow rate of the ocean water.

Solution:

Take the reference state at the ocean temperature 55 F = 514.7 R

The states properties from Tables F.7.1 and F.7.2. Ref. state 14.7 lbf/in², 55 F,
 $h_0 = 23.06$ Btu/lbm,
 $s_0 = 0.0458$ Btu/lbm R



State 1: 110 F, $x = 0$: $h_1 = 78.01$ Btu/lbm, $s_1 = 0.1473$ Btu/lbm R,

State 3: 400 psia, 1100 F: $h_3 = 1577.44$ Btu/lbm, $s_3 = 1.7989$ Btu/lbm R

C.V. Turbine : $w_T = h_3 - h_4$; $s_4 = s_3$

$$s_4 = s_3 = 1.7989 = 0.1473 + x_4 (1.8101) \Rightarrow x_4 = 0.9124$$

$$\Rightarrow h_4 = 78.01 + 0.9124 (1031.28) = 1018.95 \text{ Btu/lbm}$$

C.V. Condenser : $q_L = h_4 - h_1 = 1018.95 - 78.01 = 940.94$ Btu/lbm

$$\dot{Q}_L = \dot{m}q_L = 50 \times 940.94 = 47\,047 \text{ Btu/s} = \dot{m}_{\text{ocean}} C_p \Delta T$$

$$\dot{m}_{\text{ocean}} = \dot{Q}_L / C_p \Delta T = 47\,047 / (1.0 \times 5) = 9409 \text{ lbm/s}$$

The specific flow exergy for the two states are from Eq.10.24 neglecting kinetic and potential energy

$$\psi_4 = h_4 - h_0 - T_0(s_4 - s_0), \quad \psi_1 = h_1 - h_0 - T_0(s_1 - s_0)$$

The net drop in exergy of the water is

$$\begin{aligned} \dot{\Phi}_{\text{water}} &= \dot{m}_{\text{water}} [h_4 - h_1 - T_0(s_4 - s_1)] \\ &= 50 [1018.95 - 78.01 - 514.7 (1.7989 - 0.1473)] \\ &= 47\,047 - 42\,504 = \mathbf{4543 \text{ Btu/s}} \end{aligned}$$

The net gain in exergy of the ocean water is

$$\begin{aligned}
\dot{\Phi}_{\text{ocean}} &= \dot{m}_{\text{ocean}}[h_6 - h_5 - T_o(s_6 - s_5)] \\
&= \dot{m}_{\text{ocean}}[C_p(T_6 - T_5) - T_o C_p \ln\left(\frac{T_6}{T_5}\right)] \\
&= 9409 \left[1.0 (60 - 55) - 514.7 \times 1.0 \ln \frac{459.7 + 60}{459.7 + 55} \right] \\
&= 47\,047 - 46\,818 = \mathbf{229 \text{ Btu/s}}
\end{aligned}$$

The second law efficiency is

$$\eta_{\text{II}} = \dot{\Phi}_{\text{ocean}} / \dot{\Phi}_{\text{water}} = \frac{229}{4543} = \mathbf{0.05}$$

In reality all the exergy in the ocean water is destroyed as the 60 F water mixes with the ocean water at 55 F after it flows back out into the ocean and the efficiency does not have any significance. Notice the small rate of exergy relative to the large rates of energy being transferred.

11.209E

(Adv.) Find the availability of the water at all four states in the Rankine cycle described in Problem 11.173. Assume the high-temperature source is 900 F and the low-temperature reservoir is at 65 F. Determine the flow of availability in or out of the reservoirs per pound-mass of steam flowing in the cycle. What is the overall cycle second law efficiency?

Ref. state 14.7 lbf/in^2 , 77°F , $h_0 = 45.08 \text{ Btu/lbm}$, $s_0 = 0.08774 \text{ Btu/lbm R}$

For this cycle from Table F.7

State 3: Superheated vapor $h_3 = 1350.62 \text{ Btu/lbm}$, $s_3 = 1.5871 \text{ Btu/lbm R}$,

State 1: Saturated liquid $h_1 = 97.97 \text{ Btu/lbm}$, $v_1 = 0.01625 \text{ ft}^3/\text{lbm}$

C.V. Pump: Adiabatic and reversible. Use incompressible fluid so

$$w_P = \int v \, dP = v_1(P_2 - P_1) = 0.01625(600 - 2.2)\frac{144}{778} = \mathbf{1.8 \text{ Btu/lbm}}$$

$$h_2 = h_1 + w_P = 95.81 \text{ Btu/lbm}$$

C.V. Boiler: $q_H = h_3 - h_2 = 1350.62 - 97.97 = \mathbf{1252.65 \text{ Btu/lbm}}$

C.V. Turbine: $w_T = h_3 - h_4$, $s_4 = s_3$

$$s_4 = s_3 = 1.5871 \text{ Btu/lbm R} = 0.1817 + x_4 1.7292 \Rightarrow x_4 = 0.8127,$$

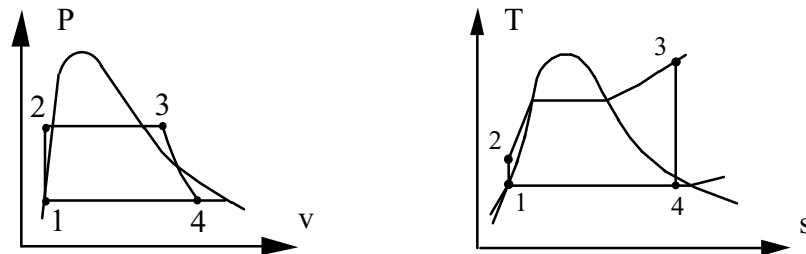
$$h_4 = 97.97 + 0.8127 \times 1019.78 = 926.75 \text{ Btu/lbm}$$

$$w_T = 1350.62 - 926.75 = \mathbf{423.87 \text{ Btu/lbm}}$$

$$\eta_{\text{CYCLE}} = (w_T - w_P)/q_H = (423.87 - 1.8)/1252.65 = \mathbf{0.337}$$

C.V. Condenser:

$$q_L = h_4 - h_1 = 926.75 - 97.97 = \mathbf{828.8 \text{ Btu/lbm}}$$



From solution to 11.121:

$$s_1 = 0.17497, \quad s_2 = 0.175 = s_1, \quad s_4 = s_3 = 1.5871 \text{ Btu/lbm R}$$

$$h_1 = 94.01, \quad h_2 = 95.81, \quad h_3 = 1350.6, \quad h_4 = 921.23 \text{ Btu/lbm}$$

$$\psi = h - h_0 - T_0(s - s_0)$$

$$\psi_1 = 94.01 - 45.08 - 536.67(0.17497 - 0.08774) = \mathbf{2.116 \text{ Btu/lbm}}$$

$$\psi_2 = \mathbf{3.92}, \quad \psi_3 = \mathbf{500.86}, \quad \psi_4 = \mathbf{71.49 \text{ Btu/lbm}}$$

$$\Delta\psi_H = (1 - T_0/T_H)q_H = 0.6054 \times 1254.79 = \mathbf{759.65 \text{ Btu/lbm}}$$

$$\Delta\psi_L = (1 - T_0/T_0)q_C = \mathbf{0}$$

$$\eta_{II} = w_{NET}/\Delta\psi_H = (429.37 - 1.8)/759.65 = \mathbf{0.563}$$

Notice $T_H > T_3$, $T_L < T_4 = T_1$, so cycle is externally irreversible. Both q_H and q_C over finite ΔT .

11.210E

Find the flows of exergy into and out of the feedwater heater in Problem 11.176E.

State 1: $x_1 = 0$, $h_1 = 97.97$ Btu/lbm, $v_1 = 0.01625$ ft³/lbm, $s_1 = 0.17497$

State 3: $x_3 = 0$, $h_3 = 330.67$ Btu/lbm, $s_3 = 0.49199$ Btu/lbm R

State 5: $h_5 = 1350.52$ Btu/lbm, $s_5 = 1.5871$ Btu/lbm R

State 6: $s_6 = s_5 = 1.5871$ Btu/lbm R \Rightarrow $h_6 = 1208.93$ Btu/lbm

C.V Pump P1

$$w_{P1} = h_2 - h_1 = v_1(P_2 - P_1) = 0.01625(150 - 2.225)\frac{144}{778} = 0.44 \text{ Btu/lbm}$$

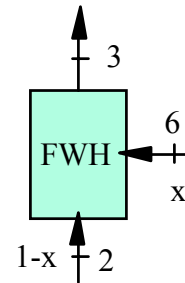
$$\Rightarrow h_2 = h_1 + w_{P1} = 97.97 + 0.4439 = 98.41 \text{ Btu/lbm}$$

$$s_2 = s_1 = 0.17497 \text{ Btu/lbm R}$$

 C.V. Feedwater heater: Call $\dot{m}_6 / \dot{m}_{\text{tot}} = x$ (the extraction fraction)

Energy Eq.: $(1 - x)h_2 + xh_6 = 1h_3$

$$x = \frac{h_3 - h_2}{h_6 - h_2} = \frac{330.67 - 98.41}{1208.93 - 98.41} = 0.2091$$


 Ref. State: 14.7 psia, 77 F, $s_o = 0.08774$ Btu/lbm R, $h_o = 45.08$ Btu/lbm

$$\psi_2 = h_2 - h_o - T_o(s_2 - s_o)$$

$$= 98.41 - 45.08 - 536.67(0.17497 - 0.08774) = 6.52 \text{ Btu/lbm}$$

$$\psi_6 = 1208.93 - 45.08 - 536.67(1.5871 - 0.08774) = 359.2 \text{ Btu/lbm}$$

$$\psi_3 = 330.67 - 45.08 - 536.67(0.49199 - 0.08774) = 68.64 \text{ Btu/lbm}$$

The rate of exergy flow scaled with maximum flow rate is then

$$\dot{\Phi}_2 / \dot{m}_3 = (1 - x)\psi_2 = 0.7909 \times 6.52 = \mathbf{5.157 \text{ Btu/lbm}}$$

$$\dot{\Phi}_6 / \dot{m}_3 = x\psi_6 = 0.2091 \times 359.2 = \mathbf{75.109 \text{ Btu/lbm}}$$

$$\dot{\Phi}_3 / \dot{m}_3 = \psi_3 = \mathbf{68.64 \text{ Btu/lbm}}$$

 The mixing is destroying $5.157 + 75.109 - 68.64 = 11.6$ Btu/lbm of exergy

11.211E

Consider the Brayton cycle in problem 11.183E. Find all the flows and fluxes of exergy and find the overall cycle second-law efficiency. Assume the heat transfers are internally reversible processes and we then neglect any external irreversibility.

Solution:

Efficiency is from Eq.11.8

$$\eta = \dot{W}_{\text{NET}} / \dot{Q}_{\text{H}} = \frac{W_{\text{net}}}{q_{\text{H}}} = 1 - r_p^{-(k-1)/k} = 1 - 16^{-0.4/1.4} = \mathbf{0.547}$$

from the required power we can find the needed heat transfer

$$\dot{Q}_{\text{H}} = \dot{W}_{\text{net}} / \eta = 14\,000 / 0.547 = 25\,594 \text{ Btu/s}$$

$$\dot{m} = \dot{Q}_{\text{H}} / q_{\text{H}} = 25\,594 \text{ (Btu/s)} / 400 \text{ Btu/lbm} = \mathbf{63.99 \text{ lbm/s}}$$

Temperature after compression is

$$T_2 = T_1 r_p^{(k-1)/k} = 519.67 \times 16^{0.4/1.4} = 1148 \text{ R}$$

The highest temperature is after combustion

$$T_3 = T_2 + q_{\text{H}}/C_p = 1148 + \frac{400}{0.24} = \mathbf{2815 \text{ R}}$$

For the exit flow I need the exhaust temperature

$$T_4 = T_3 r_p^{-(k-1)/k} = 2815 \times 16^{-0.2857} = 1274.8 \text{ R}$$

The high T exergy input from combustion is

$$\begin{aligned} \dot{\Phi}_{\text{H}} &= \dot{m}(\psi_3 - \psi_2) = \dot{m}[h_3 - h_2 - T(s_3 - s_2)] \\ &= 63.99 [400 - 536.67 \times 0.24 \ln(\frac{2815}{1148})] = \mathbf{17\,895 \text{ Btu/s}} \end{aligned}$$

Since the low T exergy flow out is lost the second law efficiency is

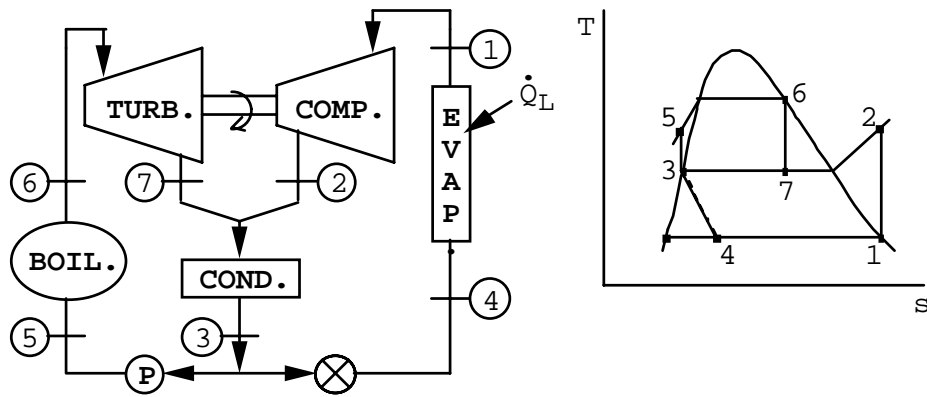
$$\eta_{\text{II}} = \dot{W}_{\text{NET}} / \dot{\Phi}_{\text{H}} = 14\,000 / 17\,895 = \mathbf{0.782}$$

$$\begin{aligned} \dot{\Phi}_{\text{flow out}} &= \dot{m}(\psi_4 - \psi_o) = \dot{m}[h_4 - h_o - T(s_4 - s_o)] \\ &= 63.99 [0.24(1274.8 - 536.7) - 536.7 \times 0.24 \ln(\frac{1274.8}{536.7})] = \mathbf{4205 \text{ Btu/s}} \end{aligned}$$

$$\begin{aligned} \dot{\Phi}_{\text{flow in}} &= \dot{m}(\psi_1 - \psi_o) = \dot{m}[h_1 - h_o - T(s_1 - s_o)] \\ &= 63.99 [0.24(60 - 77) - 536.7 \times 0.24 \ln(\frac{519.7}{536.7})] = \mathbf{4.2 \text{ Btu/s}} \end{aligned}$$

11.212E

Consider an ideal dual-loop heat-powered refrigeration cycle using R-12 as the working fluid, as shown in Fig. P11.144. Saturated vapor at 220 F leaves the boiler and expands in the turbine to the condenser pressure. Saturated vapor at 0 F leaves the evaporator and is compressed to the condenser pressure. The ratio of the flows through the two loops is such that the turbine produces just enough power to drive the compressor. The two exiting streams mix together and enter the condenser. Saturated liquid leaving the condenser at 110 F is then separated into two streams in the necessary proportions. Determine the ratio of mass flow rate through the power loop to that through the refrigeration loop. Find also the performance of the cycle, in terms of the ratio Q_L/Q_H .



	T	P	h	s
	F	lbf/in ²	Btu/lbm	Btu/lbm R
1	0	23.849	77.271	168.88
2	-	151.11		168.88
3	110	151.11	33.531	0.067 45
4	0	23.849	33.531	
5	-	524.43		0.067 45
6	220	524.43	89.036	0.151 49
7	110	151.11		0.151 49

Computer tables for properties.
 $P_2 = P_3 = P_{SAT}$ at 110 F
 $P_5 = P_6 = P_{SAT}$ at 220 F
 $s_2 = s_1 = 0.168 88$
 $h_2 = 91.277$
 Pump work:
 $-w_p = h_5 - h_3$
 $\approx v_5(P_5 - P_3)$

$$-w_p = 0.0129(524.4 - 151.1) \frac{144}{778} = 0.894$$

$$h_5 = 33.531 + 0.894 = 34.425 \text{ Btu/lbm}$$

$$(1-x_7) = \frac{0.162 79 - 0.151 49}{0.095 34} = \frac{0.011 30}{0.095 34} = 0.1187$$

$$h_7 = 87.844 - 0.1187(54.313) = 81.397 \text{ Btu/lbm}$$

CV: turbine + compressor

$$\text{Continuity Eq.: } \dot{m}_1 = \dot{m}_2, \quad \dot{m}_6 = \dot{m}_7$$

$$\text{Energy Eq.: } \dot{m}_1 h_1 + \dot{m}_6 h_6 = \dot{m}_2 h_2 + \dot{m}_7 h_7$$

$$\dot{m}_1 / \dot{m}_6 = \frac{89.036 - 81.397}{91.277 - 77.271} = \frac{7.639}{14.006} = 0.545, \quad \dot{m}_6 / \dot{m}_1 = \mathbf{1.833}$$

$$\text{CV: pump: } -w_p = v_3(P_5 - P_3), \quad h_5 = h_3 - w_p$$

$$\text{CV evaporator: } \dot{Q}_L = \dot{m}_1(h_1 - h_4), \quad \text{CV boiler: } \dot{Q}_H = \dot{m}_6(h_6 - h_5)$$

$$\Rightarrow \beta = \dot{Q}_L / \dot{Q}_H = \frac{\dot{m}_1(h_1 - h_4)}{\dot{m}_6(h_6 - h_5)} = \frac{77.271 - 33.531}{1.833(89.036 - 34.425)} = \mathbf{0.436}$$

11.213E

Consider an ideal combined reheat and regenerative cycle in which steam enters the high-pressure turbine at 500 lbf/in.^2 , 700 F , and is extracted to an open feedwater heater at 120 lbf/in.^2 with exit as saturated liquid. The remainder of the steam is reheated to 700 F at this pressure, 120 lbf/in.^2 , and is fed to the low-pressure turbine. The condenser pressure is 2 lbf/in.^2 . Calculate the thermal efficiency of the cycle and the net work per pound-mass of steam.

$$5: h_5 = 1356.66, \quad s_5 = 1.6112$$

$$7: h_7 = 1378.17, \quad s_7 = 1.7825$$

$$3: h_3 = h_f = 312.59, \quad v_3 = 0.01788$$

C.V. T1

$$s_5 = s_6 \Rightarrow h_6 = 1209.76$$

$$w_{T1} = h_5 - h_6 = 1356.66 - 1209.76$$

$$= 146.9 \text{ Btu/lbm}$$

C.V. Pump 1

$$-w_{P1} = h_2 - h_1 = v_1(P_2 - P_1)$$

$$= 0.01623(120 - 2) = 0.354$$

$$\Rightarrow h_2 = h_1 - w_{P1} = 93.73 + 0.354 = 94.08 \text{ Btu/lbm}$$

C.V. FWH

$$x h_6 + (1 - x) h_2 = h_3$$

$$x = \frac{h_3 - h_2}{h_6 - h_2} = \frac{312.59 - 94.08}{1209.76 - 94.08} = 0.1958$$

C.V. Pump 2

$$-w_{P2} = h_4 - h_3 = v_3(P_4 - P_3) = 0.01788(500 - 120)(144/778) = 1.26 \text{ Btu/lbm}$$

$$\Rightarrow h_4 = h_3 - w_{P2} = 312.59 + 1.26 = 313.85 \text{ Btu/lbm}$$

$$q_H = h_5 - h_4 + (1 - x)(h_7 - h_6) = 1042.81 + 135.43 = 1178.2 \text{ Btu/lbm}$$

C.V. Turbine 2

$$s_7 = s_8 \Rightarrow x_8 = (1.7825 - 0.1744)/1.746 = 0.921$$

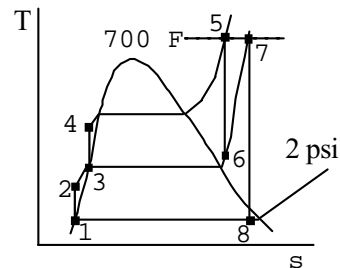
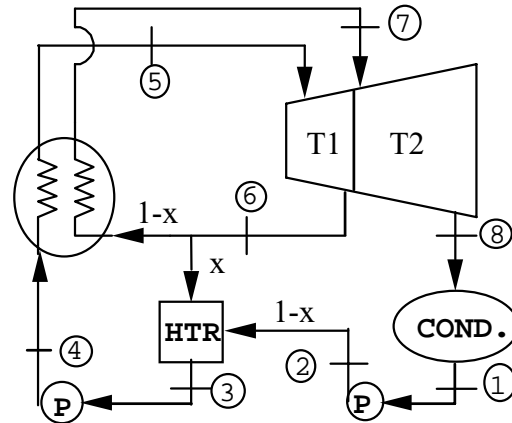
$$h_8 = h_f + x_8 h_{fg} = 93.73 + 0.921 \times 1022.2 = 1035.2$$

$$w_{T2} = h_7 - h_8 = 1378.17 - 1035.2 = 342.97$$

$$w_{\text{net}} = w_{T1} + (1 - x) w_{T2} + (1 - x) w_{P1} + w_{P2}$$

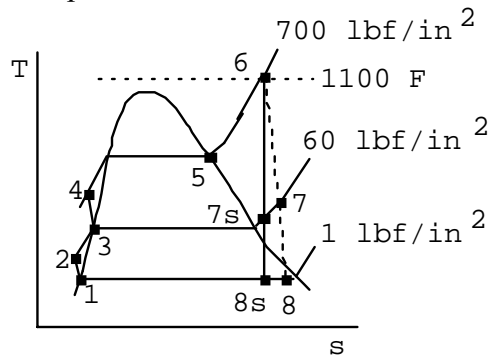
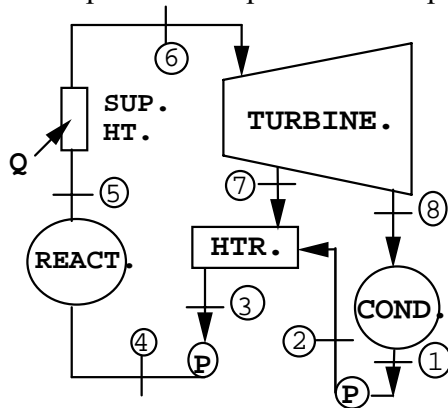
$$= 146.9 + 275.8 - 0.285 - 1.26 = \mathbf{421.15 \text{ kJ/kg}}$$

$$\eta_{\text{cycle}} = w_{\text{net}} / q_H = 421.15 / 1178.2 = \mathbf{0.357}$$



11.214E

In one type of nuclear power plant, heat is transferred in the nuclear reactor to liquid sodium. The liquid sodium is then pumped through a heat exchanger where heat is transferred to boiling water. Saturated vapor steam at 700 lbf/in.² exits this heat exchanger and is then superheated to 1100 F in an external gas-fired superheater. The steam enters the turbine, which has one (open-type) feedwater extraction at 60 lbf/in.². The isentropic turbine efficiency is 87%, and the condenser pressure is 1 lbf/in.². Determine the heat transfer in the reactor and in the superheater to produce a net power output of 1000 Btu/s.



$$\dot{W}_{\text{NET}} = 1000 \text{ Btu/s}, \quad \eta_{\text{ST}} = 0.87$$

$$-w_{P12} = 0.016136(60 - 1)144/778 = 0.18 \text{ Btu/lbm}$$

$$h_2 = h_1 - w_{P12} = 69.73 + 0.18 = 69.91 \text{ Btu/lbm}$$

$$-w_{P34} = 0.017378(700 - 60)144/778 = 2.06 \text{ Btu/lbm}$$

$$h_4 = h_3 - w_{P34} = 262.24 + 2.06 = 264.3 \text{ Btu/lbm}$$

$$s_{7S} = s_6 = 1.7682, \quad P_7 \Rightarrow T_{7S} = 500.8 \text{ F}, \quad h_{7S} = 1283.4$$

$$h_7 = h_6 - \eta_{\text{ST}}(h_6 - h_{7S}) = 1625.8 - 0.87(1625.8 - 1283.4) = 1327.9$$

$$s_{8S} = s_6 = 1.7682 = 0.13264 + x_{8S} \times 1.8453 \Rightarrow x_{8S} = 0.8863$$

$$h_{8S} = 69.73 + 0.8863 \times 1036 = 987.9 \text{ Btu/lbm}$$

$$h_8 = h_6 - \eta_{\text{ST}}(h_6 - h_{8S}) = 1625.8 - 0.87(1625.8 - 987.9) = 1070.8$$

$$\text{CV: heater: } \text{cont: } m_2 + m_7 = m_3 = 1.0 \text{ lbm, 1st law: } m_2 h_2 + m_7 h_7 = m_3 h_3$$

$$m_7 = (262.24 - 69.91) / (1327.9 - 69.91) = 0.1529$$

$$\text{CV: turbine: } w_T = (h_6 - h_7) + (1 - m_7)(h_7 - h_8)$$

$$= 1625.8 - 1327.9 + 0.8471(1327.9 - 1070.8) = 515.7 \text{ Btu/lbm}$$

$$\text{CV pumps: } w_P = m_1 w_{P12} + m_3 w_{P34} = -(0.8471 \times 0.18 + 1 \times 2.06) = -2.2 \text{ Btu/lbm}$$

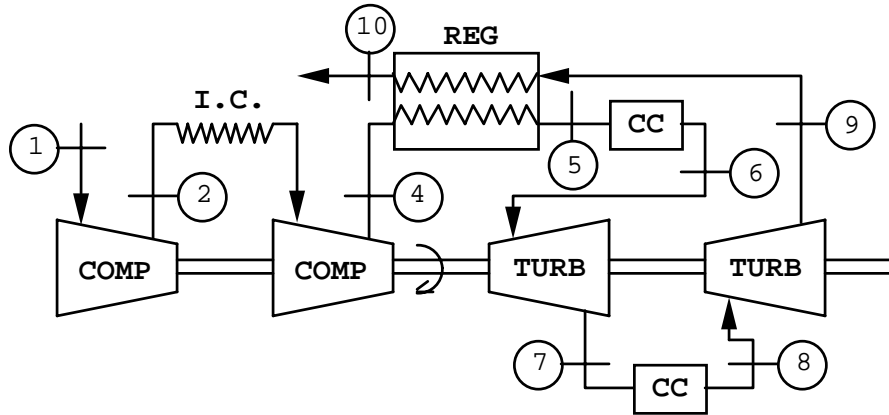
$$w_{\text{NET}} = 515.7 - 2.2 = 513.5 \text{ Btu/lbm} \Rightarrow \dot{m} = 1000/513.5 = 1.947 \text{ lbm/s}$$

CV: reactor $\dot{Q}_{\text{REACT}} = \dot{m}(h_5 - h_4) = 1.947(1202 - 264.3) = \mathbf{1825.7 \text{ Btu/s}}$

CV: superheater $\dot{Q}_{\text{SUP}} = \dot{m}(h_6 - h_5) = 1.947(1625.8 - 1202) = \mathbf{825 \text{ Btu/s}}$

11.215E

Consider an ideal gas-turbine cycle with two stages of compression and two stages of expansion. The pressure ratio across each compressor stage and each turbine stage is 8 to 1. The pressure at the entrance to the first compressor is 14 lbf/in.², the temperature entering each compressor is 70 F, and the temperature entering each turbine is 2000 F. An ideal regenerator is also incorporated into the cycle. Determine the compressor work, the turbine work, and the thermal efficiency of the cycle.



$$P_2/P_1 = P_4/P_3 = P_6/P_7 = P_8/P_9 = 8.0$$

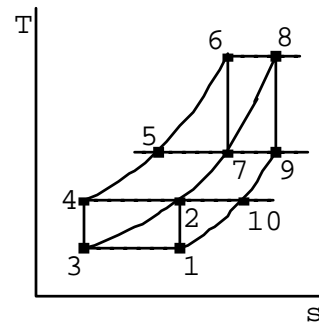
$$P_1 = 14 \text{ lbf/in}^2$$

$$T_1 = T_3 = 70 \text{ F}, \quad T_6 = T_8 = 2000 \text{ F}$$

Assume const. specific heat

$$s_2 = s_1 \text{ and } s_4 = s_3$$

$$T_4 = T_2 = T_1 \left(\frac{P_2}{P_1} \right)^{\frac{k-1}{k}} = 529.67(8)^{0.2857} = 959.4 \text{ R}$$



Total compressor work

$$-w_C = 2 \times (-w_{12}) = 2C_{P0}(T_2 - T_1) = 2 \times 0.24(959.4 - 529.67) = \mathbf{206.3 \text{ Btu/lbm}}$$

Also $s_6 = s_7$ and $s_8 = s_9$

$$\Rightarrow T_7 = T_9 = T_6 \left(\frac{P_7}{P_6} \right)^{\frac{k-1}{k}} = 2459.67 \left(\frac{1}{8} \right)^{0.2857} = 1357.9 \text{ R}$$

Total turbine work

$$w_T = 2 \times w_{67} = 2C_{P0}(T_6 - T_7) = 2 \times 0.24(2459.67 - 1357.9) = 528.85 \text{ Btu/lbm}$$

$$w_{\text{NET}} = 528.85 - 206.3 = 322.55 \text{ Btu/lbm}$$

Ideal regenerator: $T_5 = T_9$, $T_{10} = T_4$

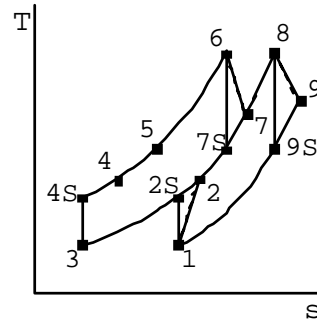
$$\begin{aligned}\Rightarrow q_H &= (h_6 - h_5) + (h_8 - h_7) = 2C_{p0}(T_6 - T_5) \\ &= 2 \times 0.24(2459.67 - 1357.9) = w_T = 528.85 \text{ Btu/lbm}\end{aligned}$$

$$\eta_{TH} = w_{NET}/q_H = 322.55/528.85 = \mathbf{0.61}$$

11.216E

Repeat Problem 11.215, but assume that each compressor stage and each turbine stage has an isentropic efficiency of 85%. Also assume that the regenerator has an efficiency of 70%.

$$\begin{aligned}
 T_{4S} = T_{2S} &= 959.4 \text{ R}, \quad -w_{CS} = 206.3 \\
 T_{7S} = T_{9S} &= 1357.9 \text{ R}, \quad w_{TS} = 528.85 \\
 \Rightarrow -w_C &= -w_{SC}/\eta_{SC} = 242.7 \text{ Btu/lbm} \\
 -w_{12} = -w_{34} &= 242.7/2 = 121.35 \text{ Btu/lbm} \\
 T_2 = T_4 = T_1 + (-w_{12}/C_{P0}) \\
 &= 529.67 + 121.35/0.24 = 1035.3 \text{ R}
 \end{aligned}$$



$$w_T = \eta_T w_{TS} = 449.5 \text{ Btu/lbm}$$

$$T_7 = T_9 = T_6 - (+w_{67}/C_{P0}) = 2459.67 - 449.5/2 \times 0.24 = 1523 \text{ R}$$

$$\eta_{REG} = \frac{h_5 - h_4}{h_9 - h_4} = \frac{T_5 - T_4}{T_9 - T_4} = \frac{T_5 - 1035.3}{1523 - 1035.3} = 0.7 \Rightarrow T_5 = 1376.7 \text{ R}$$

$$\begin{aligned}
 q_H &= C_{P0}(T_6 - T_5) + C_{P0}(T_8 - T_7) \\
 &= 0.24(2459.67 - 1376.7) + 0.24(2459.67 - 1523) = 484.7 \text{ Btu/lbm}
 \end{aligned}$$

$$w_{NET} = w_T + w_C = 449.5 - 242.7 = 206.8 \text{ Btu/lbm}$$

$$\eta_{TH} = w_{NET}/q_H = 206.8/484.7 = \mathbf{0.427}$$

11.217E

Consider a small ammonia absorption refrigeration cycle that is powered by solar energy and is to be used as an air conditioner. Saturated vapor ammonia leaves the generator at 120 F, and saturated vapor leaves the evaporator at 50 F. If 3000 Btu of heat is required in the generator (solar collector) per pound-mass of ammonia vapor generated, determine the overall performance of this system.

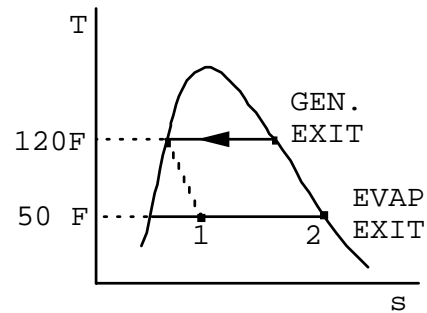
NH_3 absorption cycle:

sat. vapor at 120 F exits the generator.

Sat. vapor at 50 F exits the evaporator

$$q_H = q_{\text{GEN}} = 3000 \text{ Btu/lbm NH}_3$$

out of generator.




$$q_L = h_2 - h_1 = h_{G \ 50 \text{ F}} - h_{F \ 120 \text{ F}} = 624.28 - 178.79$$

$$= 445.49 \text{ Btu/lbm} \Rightarrow q_L/q_H = 445.49/3000 = \mathbf{0.1485}$$

CHAPTER 12
SOLUTION MANUAL

Fundamentals of Thermodynamics 6th Edition
Sonntag, Borgnakke and van Wylen



CONTENT

SUBSECTION	PROB NO.
Correspondence table	
Concept-Study Guide Problems	1-20
Mixture composition and properties	21-30
Simple processes	31-58
Entropy generation	59-74
Air-water vapor mixtures	75-89
Tables and formulas or psychrometric chart	90-105
Psychrometric chart only	106-115
Availability (exergy) in mixtures	116-118
Review Problems	119-133

CHAPTER 12**6th edition****Sonntag/Borgnakke/Wylen**

The correspondence between this problem set and the 5th edition chapter 12 problem set.

New	5th	New	5th	New	5th	New	5th
21	1	51	23	81	40	111	60
22	new	52	new	82	41	112	66
23	3	53	24	83	50	113	52
24	new	54	new	84	43	114	67
25	4	55	20	85	45	115	72
26	5	56	21	86	46	116	new
27	new	57	22 mod	87	47	117	new
28	2	58	13 mod	88	49	118	new
29	7	59	new	89	53	119	26
30	new	60	15 mod	90	42	120	28
31	6 mod	61	18 mod	91	61	121	30
32	new	62	new	92	65	122	33
33	new	63	18	93	new	123	35
34	8 mod	64	31	94	44	124	51
35	8	65	new	95	48	125	69
36	9 mod	66	19 mod	96	58a,c	126	73
37	new	67	27 mod	97	68	127	80
38	new	68	29 mod	98	new	128	74
39	10 mod	69	32 mod	99	70	129	new
40	11 mod	70	32	100	62	130	75
41	10	71	new	101	64	131	76
42	11	72	34	102	63	132	77
43	new	73	14	103	57	133	78
44	12 mod	74	25	104	new		
45	12	75	new	105	71		
46	new	76	36	106	54		
47	new	77	37	107	55		
48	new	78	new	108	58		
49	16	79	38	109	56		
50	17 mod	80	39 mod	110	59		

The problems that are labeled psychrometric chart only, can be solved without the chart using the formulas and the steam tables. Most of the solutions though, become lengthy and trial and error type due to the implicit connections between the variables shown in the chart. An alternative to this procedure is the use of the computer software, which can be used instead of the chart.

Concept-Study Guide Problems

12.1

Are the mass and mole fractions for a mixture ever the same?

Generally not. If the components all had the same molecular weight the mass and mole fractions would be the same.

12.2

For a mixture how many component concentrations are needed?

A total of $N-1$ concentrations are needed whether mass or mole fractions. They must sum up to one so the last one is by default.

12.3

Are any of the properties (P , T , v) for oxygen and nitrogen in air the same?

In any mixture under equilibrium T is the same for all components. Each species has its own pressure equal to its partial pressure. The partial volume for a component is: $v_i = V/m_i$ and V is the same for all components so v_i is not.

12.4

If oxygen is 21% by mole of air, what is the oxygen state (P , T , v) in a room at 300 K, 100 kPa of total volume 60 m³?

The temperature is 300 K,

The partial pressure is $P = yP_{\text{tot}} = 0.21 \times 100 = 21$ kPa.

At this T , P : $v_{\text{O}_2} = RT/P_{\text{O}_2} = 0.2598 \times 300/21 = 3.711$ m³/kg

Remark: If we found the oxygen mass then $m_{\text{O}_2}v_{\text{O}_2} = V = 60$ m³

12.5

A flow of oxygen and one of nitrogen, both 300 K, are mixed to produce 1 kg/s air at 300 K, 100 kPa. What are the mass and volume flow rates of each line?

$$\text{For the mixture, } M = 0.21 \times 32 + 0.79 \times 28.013 = 28.85$$

$$\text{For O}_2, \quad c = 0.21 \times 32 / 28.85 = 0.2329$$

$$\text{For N}_2, \quad c = 0.79 \times 28.013 / 28.85 = 0.7671$$

Since the total flow out is 1 kg/s, these are the component flows in kg/s.

Volume flow of O₂ in is

$$\dot{V} = \dot{c} \dot{m} v = \dot{c} \dot{m} \frac{RT}{P} = 0.2329 \times 0.2598 \times 300 / 100 = 0.1815 \text{ m}^3/\text{s}$$

Volume flow of N₂ in is

$$\dot{V} = \dot{c} \dot{m} v = \dot{c} \dot{m} \frac{RT}{P} = 0.7671 \times 0.2968 \times 300 / 100 = 0.6830 \text{ m}^3/\text{s}$$

12.6

A flow of gas A and a flow of gas B are mixed in a 1:1 mole ratio with same T. What is the entropy generation per kmole flow out?

For this each component the mole fraction is one half so,

$$\text{Eq. 12.19: } \Delta S = -\bar{R}(0.5 \ln 0.5 + 0.5 \ln 0.5) = +0.6931 \bar{R}$$

12.7

A rigid container has 1 kg argon at 300 K and 1 kg argon at 400 K both at 150 kPa. Now they are allowed to mix without any external heat transfer. What is final T, P? Is any s generated?

$$\text{Energy Eq.: } U_2 - U_1 = 0 = 2mu_2 - mu_{1a} - mu_{1b} = mC_v(2T_2 - T_{1a} - T_{1b})$$

$$T_2 = (T_{1a} + T_{1b})/2 = \mathbf{350 \text{ K}},$$

$$\text{Process Eq.: } V = \text{constant} \Rightarrow$$

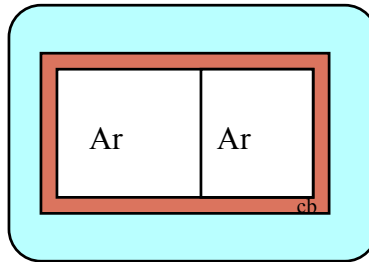
$$P_2V = 2mRT_2 = mR(T_{1a} + T_{1b}) = P_1V_{1a} + P_1V_{1b} = P_1V$$

$$P_2 = P_1 = \mathbf{150 \text{ kPa}},$$

ΔS due to temperature changes only, not P, internally we have a Q over a ΔT

$$\Delta S = m(s_2 - s_{1a}) + m(s_2 - s_{1b}) = mC_p \left[\ln(T_2/T_{1a}) + \ln(T_2/T_{1b}) \right]$$

$$= 1 \times 0.520 \left[\ln \frac{350}{300} + \ln \frac{350}{400} \right] = \mathbf{0.0107 \text{ kJ/K}}$$



12.8

A rigid container has 1 kg CO₂ at 300 K and 1 kg argon at 400 K both at 150 kPa. Now they are allowed to mix without any heat transfer. What is final T, P?

No Q, No W so the energy equation gives constant U

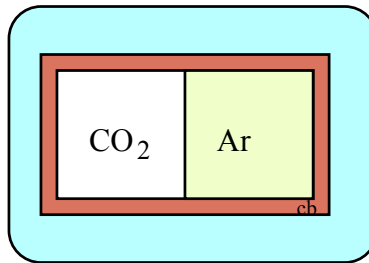
$$\begin{aligned} \text{Energy Eq.: } U_2 - U_1 &= 0 = m_{\text{CO}_2}(u_2 - u_1)_{\text{CO}_2} + m_{\text{Ar}}(u_2 - u_1)_{\text{Ar}} \\ &= m_{\text{CO}_2}C_{v, \text{CO}_2}(T_2 - T_1)_{\text{CO}_2} + m_{\text{Ar}}C_{v, \text{Ar}}(T_2 - T_1)_{\text{Ar}} \\ &= (1 \times 0.653 + 1 \times 0.312) \times T_2 - 1 \times 0.653 \times 300 - 1 \times 0.312 \times 400 \end{aligned}$$

$$T_2 = \mathbf{332.3 \text{ K}},$$

$$\begin{aligned} V = V_1 &= V_{\text{CO}_2} + V_{\text{Ar}} = m_{\text{CO}_2}R_{\text{CO}_2}T_{\text{CO}_2}/P + m_{\text{Ar}}R_{\text{Ar}}T_{\text{Ar}}/P \\ &= 1 \times 0.1889 \times 300 / 150 + 1 \times 0.2081 \times 400 / 150 = 0.932 \text{ m}^3 \end{aligned}$$

Pressure from ideal gas law and Eq.12.15 for R

$$P_2 = (1 \times 0.1889 + 1 \times 0.2081) \times 332.3 / 0.932 = \mathbf{141.4 \text{ kPa}}$$

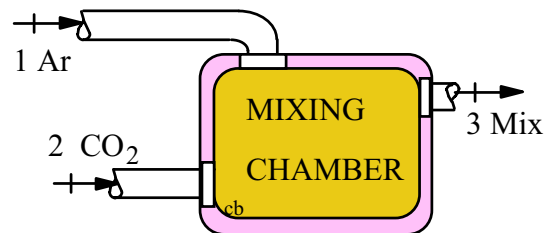


12.9

A flow of 1 kg/s argon at 300 K and another flow of 1 kg/s CO₂ at 1600 K both at 150 kPa are mixed without any heat transfer. What is the exit T, P?

No work implies no pressure change for a simple flow. The energy equation becomes

$$\begin{aligned} \dot{m}h_i &= \dot{m}h_e = (\dot{m}h_i)_{\text{Ar}} + (\dot{m}h_i)_{\text{CO}_2} = (\dot{m}h_e)_{\text{Ar}} + (\dot{m}h_e)_{\text{CO}_2} \\ \Rightarrow \dot{m}_{\text{CO}_2}C_{p, \text{CO}_2}(T_e - T_i)_{\text{CO}_2} + \dot{m}_{\text{Ar}}C_{p, \text{Ar}}(T_e - T_i)_{\text{Ar}} &= 0 \\ \Rightarrow \dot{m}_{\text{Ar}}C_{p, \text{Ar}}T_i + \dot{m}_{\text{CO}_2}C_{p, \text{CO}_2}T_i &= [\dot{m}_{\text{Ar}}C_{p, \text{Ar}} + \dot{m}_{\text{CO}_2}C_{p, \text{CO}_2}] T_e \\ 1 \times 0.520 \times 300 + 1 \times 0.842 \times 1600 &= (1 \times 0.520 + 1 \times 0.842) \times T_e \\ T_e = 1103.7 \text{ K}, \quad P_e &= 150 \text{ kPa} \end{aligned}$$



12.10

What is the rate of entropy increase in problem 12.8?

Using Eq. 12.4, the mole fraction of CO_2 in the mixture is 0.4758.

From Eqs. 12.16 and 12.17, from the two inlet states to state 2,

$$\begin{aligned}\Delta S = & 1 \times \left[0.520 \ln\left(\frac{1103.7}{300}\right) - 0.2081 \ln\left(\frac{0.5242 \times 150}{150}\right) \right] \\ & + 1 \times \left[0.842 \ln\left(\frac{1103.7}{1600}\right) - 0.1889 \ln\left(\frac{0.4758 \times 150}{150}\right) \right] = 0.6394 \text{ kW/K}\end{aligned}$$

12.11

If I want to heat a flow of a 4 component mixture from 300 to 310 K at constant P, how many properties and which ones do I need to know to find the heat transfer?

You need to know the flow rate, the four mass fractions, and the component specific heat values.

12.12

For a gas mixture in a tank are the partial pressures important?

Partial pressures are necessary to calculate entropy changes, if the mixture composition changes. Otherwise, they are not needed.

12.13

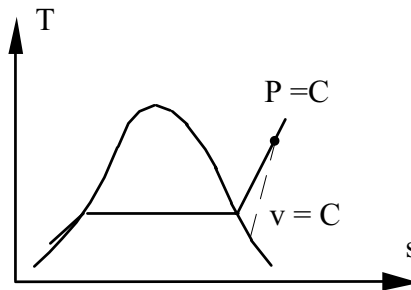
What happens to relative and absolute humidity when moist air is heated?

Relative humidity decreases, while absolute humidity remains constant.
See Figs. 12.8 and 12.9.

12.14

I cool moist air, do I reach the dew first in a constant P or constant V process?

The constant-volume line is steeper than the constant-pressure line, see Fig. 12.3. Saturation in the constant-P process is at a higher T.



12.15

What happens to relative and absolute humidity when moist air is cooled?

Relative humidity increase, while absolute humidity remains constant.
See Figs. 12.8 and 12.9.

12.16

If I have air at 100 kPa and a) -10°C b) 45°C and c) 110°C what is the maximum absolute humidity I can have?

Humidity is related to relative humidity (max 100%) and the pressures as in Eq.12.28 where from Eq.12.25 $P_v = \Phi P_g$ and $P_a = P_{\text{tot}} - P_v$.

$$\omega = 0.622 \frac{P_v}{P_a} = 0.622 \frac{\Phi P_g}{P_{\text{tot}} - \Phi P_g}$$

- a) $P_g = 0.2601 \text{ kPa}$, $\omega = 0.622 \times 0.2601 / 99.74 = 0.00162$
 b) $P_g = 9.593 \text{ kPa}$, $\omega = 0.622 \times 9.593 / 90.407 = 0.0660$
 c) $P_g = 143.3 \text{ kPa}$, no max ω for $P_{\text{tot}} = 100 \text{ kPa}$

12.17

Can moist air below the freezing point, say -5°C , have a dew point?

Yes. At the dew point, water would begin to appear as a solid. It snows.

12.18

Explain in words what the absolute and relative humidity expresses?

Absolute humidity is the ratio of the mass of vapor to the mass of dry air. It says how much water is there per unit mass of dry air.

Relative humidity is the ratio of the mole fraction of vapor to that in a saturated mixture at the same T and P. It expresses how close to the saturated state the water is.

12.19

An adiabatic saturation process changes Φ , ω and T. In which direction?

Relative humidity and absolute humidity increase, and temperature decreases.

12.20

I want to bring air at 35°C , $\Phi = 40\%$ to a state of 25°C , $\omega = 0.01$ do I need to add or subtract water?

Assuming $P = 100$ kPa,

At 35°C , 40% : $\omega = 0.622 \times 0.40 \times 5.628 / 97.749 = 0.01432$

To get to $\omega = 0.01$, it is necessary to subtract water.

Mixture composition and properties

12.21

A gas mixture at 20°C, 125 kPa is 50% N₂, 30% H₂O and 20% O₂ on a mole basis. Find the mass fractions, the mixture gas constant and the volume for 5 kg of mixture.

Solution:

The conversion follows the definitions and identities:

$$\text{From Eq. 12.3: } c_i = y_i M_i / \sum y_j M_j$$

From Eq. 12.5:

$$\begin{aligned} M_{\text{mix}} &= \sum y_j M_j = 0.5 \times 28.013 + 0.3 \times 18.015 + 0.2 \times 31.999 \\ &= 14.0065 + 5.4045 + 6.3998 = 25.811 \end{aligned}$$

$$c_{\text{N}_2} = 14.0065 / 25.811 = 0.5427, \quad c_{\text{H}_2\text{O}} = 5.4045 / 25.811 = 0.2094$$

$$c_{\text{O}_2} = 6.3998 / 25.811 = 0.2479, \quad \text{sums to 1 OK}$$

From Eq. 12.14:

$$R_{\text{mix}} = \bar{R} / M_{\text{mix}} = 8.3145 / 25.811 = \mathbf{0.3221 \text{ kJ/kg K}}$$

$$V = m R_{\text{mix}} T / P = 5 \times 0.3221 \times 393.15 / 125 = \mathbf{5.065 \text{ m}^3}$$

12.22

A mixture of 60% N₂, 30% Ar and 10% O₂ on a mass basis is in a cylinder at 250 kPa, 310 K and volume 0.5 m³. Find the mole fractions and the mass of argon.

Solution:

$$\text{Total mixture} \quad PV = m R_{\text{mix}} T$$

From Eq.12.15:

$$R_{\text{mix}} = \sum c_i R_i = 0.6 \times 0.2968 + 0.3 \times 0.2081 + 0.1 \times 0.2598 \\ = 0.26629 \text{ kJ/kg K}$$

$$m = PV/R_{\text{mix}}T = 250 \times 0.5 / 0.26649 \times 310 = 1.513 \text{ kg}$$

$$m_{\text{ar}} = 0.3 m = \mathbf{0.454 \text{ kg}}$$

$$\text{From Eq.12.4:} \quad y_i = (c_i / M_i) / \sum c_j / M_j$$

	c_i	M_i	c_i/M_i	y_i
N ₂	0.6	28.013	0.02141	0.668
Ar	0.3	39.948	0.00751	0.234
O ₂	0.1	31.999	<u>0.003125</u>	0.098 round up
			0.032055	

12.23

A mixture of 60% N₂, 30% Ar and 10% O₂ on a mole basis is in a cylinder at 250 kPa, 310 K and volume 0.5 m³. Find the mass fractions and the mass of argon.

Solution:

$$\text{From Eq. 12.3: } c_i = y_i M_i / \sum y_j M_j$$

Eq.12.5:

$$M_{\text{mix}} = \sum y_j M_j = 0.6 \times 28.013 + 0.3 \times 39.948 + 0.1 \times 31.999 = 31.992$$

$$c_{\text{N}_2} = (0.6 \times 28.013) / 31.992 = 0.5254$$

$$c_{\text{Ar}} = (0.3 \times 39.948) / 31.992 = 0.3746$$

$$c_{\text{O}_2} = (0.1 \times 31.999) / 31.992 = 0.1, \quad \text{sums to 1} \quad \text{OK}$$

From Eq.12.14:

$$R_{\text{mix}} = \bar{R} / M_{\text{MIX}} = 8.3145 / 31.992 = 0.260 \text{ kJ/kg K}$$

$$m_{\text{mix}} = PV / (R_{\text{mix}} T) = 250 \times 0.5 / 0.26 \times 310 = 1.551 \text{ kg}$$

$$m_{\text{Ar}} = c_{\text{Ar}} \times m_{\text{mix}} = 0.3746 \times 1.551 = \mathbf{0.581 \text{ kg}}$$

12.24

A new refrigerant R-407 is a mixture of 23% R-32, 25% R-125 and 52% R-134a on a mass basis. Find the mole fractions, the mixture gas constant and the mixture heat capacities for this new refrigerant.

Solution:

From the conversion in Eq.12.4 we get:

	c_i	M_i	c_i/M_i	y_i
R-32	0.23	52.024	0.004421	0.381
R-125	0.25	120.022	0.002083	0.180
R-134a	0.52	102.03	<u>0.0050965</u>	0.439
			0.0116005	

Eq.12.15:

$$R_{\text{mix}} = \sum c_i R_i = 0.23 \times 0.1598 + 0.25 \times 0.06927 + 0.52 \times 0.08149$$

$$= \mathbf{0.09645 \text{ kJ/kg K}}$$

Eq.12.23:

$$C_{P \text{ mix}} = \sum c_i C_{P i} = 0.23 \times 0.822 + 0.25 \times 0.791 + 0.52 \times 0.852$$

$$= \mathbf{0.8298 \text{ kJ/kg K}}$$

Eq.12.21:

$$C_{V \text{ mix}} = \sum c_i C_{V i} = 0.23 \times 0.662 + 0.25 \times 0.721 + 0.52 \times 0.771$$

$$= \mathbf{0.7334 \text{ kJ/kg K}} \quad (= C_{P \text{ MIX}} - R_{\text{MIX}})$$

12.25

A carbureted internal combustion engine is converted to run on methane gas (natural gas). The air-fuel ratio in the cylinder is to be 20 to 1 on a mass basis. How many moles of oxygen per mole of methane are there in the cylinder?

Solution:

The mass ratio $m_{\text{AIR}}/m_{\text{CH}_4} = 20$, so relate mass and mole $n = m/M$

$$\frac{n_{\text{AIR}}}{n_{\text{CH}_4}} = \left(\frac{m_{\text{AIR}}}{m_{\text{CH}_4}} \right) \times M_{\text{CH}_4}/M_{\text{AIR}} = 20 \times 16.04/28.97 = 11.0735$$

$$\rightarrow \frac{n_{\text{O}_2}}{n_{\text{CH}_4}} = \frac{n_{\text{O}_2}}{n_{\text{AIR}}} \times \frac{n_{\text{AIR}}}{n_{\text{CH}_4}} = 0.21 \times 11.0735 = \mathbf{2.325 \text{ mole O}_2/\text{mole CH}_4}$$

12.26

Weighing of masses gives a mixture at 60°C, 225 kPa with 0.5 kg O₂, 1.5 kg N₂ and 0.5 kg CH₄. Find the partial pressures of each component, the mixture specific volume (mass basis), mixture molecular weight and the total volume.

Solution:

From Eq.12.4: $y_i = (m_i / M_i) / \sum m_j / M_j$

$$n_{\text{tot}} = \sum m_j / M_j = (0.5/31.999) + (1.5/28.013) + (0.5/16.04) \\ = 0.015625 + 0.053546 + 0.031172 = 0.100343$$

$$y_{\text{O}_2} = 0.015625/0.100343 = 0.1557,$$

$$y_{\text{N}_2} = 0.053546/0.100343 = 0.5336,$$

$$y_{\text{CH}_4} = 0.031172/0.100343 = 0.3107$$

From Eq.12.10:

$$P_{\text{O}_2} = y_{\text{O}_2} P_{\text{tot}} = 0.1557 \times 225 = 35 \text{ kPa},$$

$$P_{\text{N}_2} = y_{\text{N}_2} P_{\text{tot}} = 0.5336 \times 225 = 120 \text{ kPa}$$

$$P_{\text{CH}_4} = y_{\text{CH}_4} P_{\text{tot}} = 0.3107 \times 225 = 70 \text{ kPa}$$

$$V_{\text{tot}} = n_{\text{tot}} \bar{R}T/P = 0.100343 \times 8.31451 \times 333.15 / 225 = \mathbf{1.235 \text{ m}^3}$$

$$v = V_{\text{tot}}/m_{\text{tot}} = 1.235 / (0.5 + 1.5 + 0.5) = \mathbf{0.494 \text{ m}^3/\text{kg}}$$

From Eq.12.5:

$$M_{\text{mix}} = \sum y_j M_j = m_{\text{tot}}/n_{\text{tot}} = 2.5/0.100343 = \mathbf{24.914}$$

12.27

A 2 kg mixture of 25% N₂, 50% O₂ and 25% CO₂ by mass is at 150 kPa and 300 K. Find the mixture gas constant and the total volume.

Solution:

From Eq.12.15:

$$R_{\text{mix}} = \sum c_i R_i = 0.25 \times 0.2968 + 0.5 \times 0.2598 + 0.25 \times 0.1889 \\ = \mathbf{0.2513 \text{ kJ/kg K}}$$

Ideal gas law: $PV = mR_{\text{mix}}T$

$$V = mR_{\text{mix}}T/P = 2 \times 0.2513 \times 300/150 = \mathbf{1.005 \text{ m}^3}$$

12.28

A 100 m³ storage tank with fuel gases is at 20°C, 100 kPa containing a mixture of acetylene C₂H₂, propane C₃H₈ and butane C₄H₁₀. A test shows the partial pressure of the C₂H₂ is 15 kPa and that of C₃H₈ is 65 kPa. How much mass is there of each component?

Solution:

Assume ideal gases, then the ratio of partial to total pressure is the mole fraction, $y = P/P_{\text{tot}}$

$$y_{\text{C}_2\text{H}_2} = 15/100 = 0.15, \quad y_{\text{C}_3\text{H}_8} = 65/100 = 0.65, \quad y_{\text{C}_4\text{H}_{10}} = 20/100 = 0.20$$

$$n_{\text{tot}} = \frac{PV}{RT} = \frac{100 \times 100}{8.31451 \times 293.15} = 4.1027 \text{ kmoles}$$

$$\begin{aligned} m_{\text{C}_2\text{H}_2} &= (nM)_{\text{C}_2\text{H}_2} = y_{\text{C}_2\text{H}_2} n_{\text{tot}} M_{\text{C}_2\text{H}_2} \\ &= 0.15 \times 4.1027 \times 26.038 = \mathbf{16.024 \text{ kg}} \end{aligned}$$

$$\begin{aligned} m_{\text{C}_3\text{H}_8} &= (nM)_{\text{C}_3\text{H}_8} = y_{\text{C}_3\text{H}_8} n_{\text{tot}} M_{\text{C}_3\text{H}_8} \\ &= 0.65 \times 4.1027 \times 44.097 = \mathbf{117.597 \text{ kg}} \end{aligned}$$

$$\begin{aligned} m_{\text{C}_4\text{H}_{10}} &= (nM)_{\text{C}_4\text{H}_{10}} = y_{\text{C}_4\text{H}_{10}} n_{\text{tot}} M_{\text{C}_4\text{H}_{10}} \\ &= 0.20 \times 4.1027 \times 58.124 = \mathbf{47.693 \text{ kg}} \end{aligned}$$

12.29

A pipe, cross sectional area 0.1 m^2 , carries a flow of 75% O_2 and 25% N_2 by mole with a velocity of 25 m/s at 200 kPa , 290 K . To install and operate a mass flow meter it is necessary to know the mixture density and the gas constant. What are they? What mass flow rate should the meter then show?

Solution:

$$\text{From Eq.12.3: } c_i = y_i M_i / \sum y_j M_j$$

From Eq.12.5

$$M_{\text{mix}} = \sum y_j M_j = 0.75 \times 31.999 + 0.25 \times 28.013 = 31.0025$$

Eq.12.14:

$$R_{\text{mix}} = \bar{R} / M_{\text{mix}} = 8.3145 / 31.0025 = \mathbf{0.2682 \text{ kJ/kg K}}$$

$$v = R_{\text{mix}} T / P = 0.2682 \times 290 / 200 = 0.38889 \text{ m}^3/\text{kg}$$

$$\rho = 1/v = \mathbf{2.5714 \text{ kg/m}^3}$$

$$\dot{m} = \rho A V = 2.5714 \times 0.1 \times 25 = \mathbf{6.429 \text{ kg/s}}$$

12.30

A new refrigerant R-410a is a mixture of R-32 and R-125 in a 1:1 mass ratio. What are the overall molecular weight, the gas constant and the ratio of specific heats for such a mixture?

Eq.12.15:

$$R_{\text{mix}} = \sum c_i R_i = 0.5 \times 0.1598 + 0.5 \times 0.06927 = \mathbf{0.1145 \text{ kJ/kg K}}$$

Eq.12.23:

$$C_{P \text{ mix}} = \sum c_i C_{P i} = 0.5 \times 0.822 + 0.5 \times 0.791 = 0.8065 \text{ kJ/kg K}$$

Eq.12.21:

$$C_{V \text{ mix}} = \sum c_i C_{V i} = 0.5 \times 0.662 + 0.5 \times 0.722 = 0.692 \text{ kJ/kg K}$$

$$(\text{= } C_{P \text{ mix}} - R_{\text{mix}})$$

$$k_{\text{mix}} = C_{P \text{ mix}} / C_{V \text{ mix}} = 0.8065 / 0.692 = \mathbf{1.1655}$$

$$M = \sum y_j M_j = 1 / \sum (c_j / M_j) = \frac{1}{\frac{0.5}{52.024} + \frac{0.5}{120.022}} = \mathbf{72.586}$$

Simple processes

12.31

At a certain point in a coal gasification process, a sample of the gas is taken and stored in a 1-L cylinder. An analysis of the mixture yields the following results:

Component	H ₂	CO	CO ₂	N ₂
Percent by mass	2	45	28	25

Determine the mole fractions and total mass in the cylinder at 100 kPa, 20°C. How much heat transfer must be transferred to heat the sample at constant volume from the initial state to 100°C?

Solution:

Determine mole fractions from Eq.12.4: $y_i = (c_i / M_i) / \sum c_j / M_j$

$$\begin{aligned} \sum c_j / M_j &= 0.02 / 2.016 + 0.45 / 28.01 + 0.28 / 44.01 + 0.25 / 28.013 \\ &= 0.009921 + 0.016065 + 0.006362 + 0.00892 = 0.041268 \end{aligned}$$

$$M_{\text{mix}} = 1 / \sum c_j / M_j = 1 / 0.041268 = 24.232$$

From Eq.12.4

$$y_{\text{H}_2} = 0.009921 \times 24.232 = 0.2404 \quad y_{\text{CO}} = 0.016065 \times 24.232 = 0.3893$$

$$y_{\text{CO}_2} = 0.006362 \times 24.232 = 0.1542 \quad y_{\text{N}_2} = 0.00892 \times 24.232 = 0.2161$$

$$R_{\text{mix}} = \bar{R} / M_{\text{mix}} = 8.3145 / 24.232 = 0.34312 \text{ kJ/kg/K}$$

$$m = PV / RT = 100 \times 10^{-3} / 0.34312 \times 293.15 = \mathbf{9.942 \times 10^{-4} \text{ kg}}$$

$$C_{V0 \text{ MIX}} = \sum c_i C_{V0i} = 0.02 \times 10.085 + 0.45 \times 0.744$$

$$+ 0.28 \times 0.653 + 0.25 \times 0.745 = 0.9056 \text{ kJ/kg K}$$

$${}_1Q_2 = U_2 - U_1 = m C_{V0} (T_2 - T_1) = 9.942 \times 10^{-4} \times 0.9056 \times (100 - 20) = \mathbf{0.0720 \text{ kJ}}$$

12.32

The mixture in Problem 12.27 is heated to 500 K with constant volume. Find the final pressure and the total heat transfer needed using Table A.5.

Solution:

C.V. Mixture of constant volume.

$$\text{Process: } V = \text{constant} \Rightarrow {}_1W_2 = \int P dV = 0$$

$$\text{Energy Eq.: } {}_1Q_2 = m(u_2 - u_1) \cong m C_{V\text{mix}} (T_2 - T_1)$$

$$\text{Ideal gas: } PV = mRT \Rightarrow P_2 = P_1(T_2 / T_1)(V_1 / V_2)$$

$$P_2 = P_1 T_2 / T_1 = 150 \times 500 / 300 = \mathbf{250 \text{ kPa}}$$

From Eq.12.21:

$$\begin{aligned} C_{V\text{mix}} &= \sum c_i C_{V_i} = 0.25 \times 0.745 + 0.5 \times 0.662 + 0.25 \times 0.653 \\ &= 0.6805 \text{ kJ/kg K} \end{aligned}$$

$${}_1Q_2 = 2 \times 0.6805(500 - 300) = \mathbf{272.2 \text{ kJ}}$$

12.33

The mixture in Problem 12.27 is heated up to 500 K in a constant pressure process. Find the final volume and the total heat transfer using Table A.5.

Solution:

C.V. Mixture

$$\text{Process: } P = \text{constant} \Rightarrow {}_1W_2 = \int P dV = P(V_2 - V_1)$$

$$\begin{aligned} \text{Energy Eq.: } {}_1Q_2 &= m(u_2 - u_1) + {}_1W_2 = m(u_2 - u_1) + Pm(v_2 - v_1) \\ &= m(h_2 - h_1) \cong m C_{P \text{ mix}}(T_2 - T_1) \end{aligned}$$

From Eq.12.15:

$$\begin{aligned} R_{\text{mix}} &= \sum c_i R_i = 0.25 \times 0.2968 + 0.5 \times 0.2598 + 0.25 \times 0.1889 \\ &= 0.2513 \text{ kJ/kg K} \end{aligned}$$

From Eq.12.23:

$$\begin{aligned} C_{P \text{ mix}} &= \sum c_i C_{P i} = 0.25 \times 1.042 + 0.5 \times 0.922 + 0.25 \times 0.842 \\ &= 0.932 \text{ kJ/kg K} \end{aligned}$$

$$V_2 = m R_{\text{mix}} T_2 / P_2$$

$$= 2 \times 0.2513 \times 500 / 150 = \mathbf{1.675 \text{ m}^3}$$

$${}_1Q_2 = 2 \times 0.932(500 - 300) = \mathbf{372.8 \text{ kJ}}$$

12.34

A pipe flows 1.5 kg/s of a mixture with mass fractions of 40% CO₂ and 60% N₂ at 400 kPa, 300 K. Heating tape is wrapped around a section of pipe with insulation added and 2 kW electrical power is heating the pipe flow. Find the mixture exit temperature.

Solution:

C.V. Pipe heating section. Assume no heat loss to the outside, ideal gases.

$$\text{Energy Eq.: } \dot{Q} = \dot{m}(h_e - h_i) = \dot{m}C_{P \text{ mix}}(T_e - T_i)$$

From Eq.12.23

$$C_{P \text{ mix}} = \sum c_i C_{P i} = 0.4 \times 0.842 + 0.6 \times 1.042 = 0.962 \text{ kJ/kg K}$$

Substitute into energy equation and solve for exit temperature

$$T_e = T_i + \dot{Q} / \dot{m}C_{P \text{ mix}} = 300 + 2 / (1.5 \times 0.962) = \mathbf{301.3 \text{ K}}$$

12.35

A pipe flows 0.05 kmole a second mixture with mole fractions of 40% CO₂ and 60% N₂ at 400 kPa, 300 K. Heating tape is wrapped around a section of pipe with insulation added and 2 kW electrical power is heating the pipe flow. Find the mixture exit temperature.

Solution:

C.V. Pipe heating section. Assume no heat loss to the outside, ideal gases.

$$\text{Energy Eq.: } \dot{Q} = \dot{m}(h_e - h_i) = \dot{n}(\bar{h}_e - \bar{h}_i) = \dot{n}\bar{C}_{P \text{ mix}}(T_e - T_i)$$

From Eqs. on page 494 (the extension of Eq.12.23)

$$\begin{aligned}\bar{C}_{P \text{ mix}} &= \sum y_i \bar{C}_i = 0.4 \times 0.842 \times 44.01 + 0.6 \times 1.042 \times 28.013 \\ &= 32.336 \text{ kJ/kmol}\end{aligned}$$

Substitute into energy equation and solve for exit temperature

$$T_e = T_i + \dot{Q} / \dot{n}\bar{C}_{P \text{ mix}} = 300 + 2/(0.05 \times 32.336) = \mathbf{301.2 \text{ K}}$$

12.36

A rigid insulated vessel contains 12 kg of oxygen at 200 kPa, 280 K separated by a membrane from 26 kg carbon dioxide at 400 kPa, 360 K. The membrane is removed and the mixture comes to a uniform state. Find the final temperature and pressure of the mixture.

Solution:

C.V. Total vessel. Control mass with two different initial states.

$$\text{Mass: } m = m_{\text{O}_2} + m_{\text{CO}_2} = 12 + 26 = 38 \text{ kg}$$

$$\text{Process: } V = \text{constant (rigid)} \Rightarrow W = 0, \text{ insulated} \Rightarrow Q = 0$$

$$\text{Energy: } U_2 - U_1 = 0 - 0 = m_{\text{O}_2} C_{V \text{ O}_2}(T_2 - T_{1 \text{ O}_2}) + m_{\text{CO}_2} C_{V \text{ CO}_2}(T_2 - T_{1 \text{ CO}_2})$$

Initial state from ideal gas Table A.5

$$C_{V \text{ O}_2} = 0.662 \text{ kJ/kg}, \quad C_{V \text{ CO}_2} = 0.653 \text{ kJ/kg K}$$

$$\text{O}_2: \quad V_{\text{O}_2} = mRT_1/P = 12 \times 0.2598 \times 280/200 = 4.3646 \text{ m}^3,$$

$$\text{CO}_2: \quad V_{\text{CO}_2} = mRT_1/P = 26 \times 0.1889 \times 360/400 = 4.4203 \text{ m}^3$$

Final state mixture

$$R_{\text{MIX}} = \sum c_i R_i = [12 \times 0.2598 + 26 \times 0.1889] / 38 = 0.2113 \text{ kJ/kg K}$$

The energy equation becomes

$$\begin{aligned} m_{\text{O}_2} C_{V \text{ O}_2} T_2 + m_{\text{CO}_2} C_{V \text{ CO}_2} T_2 \\ = m_{\text{O}_2} C_{V \text{ O}_2} T_{1 \text{ O}_2} + m_{\text{CO}_2} C_{V \text{ CO}_2} T_{1 \text{ CO}_2} \\ (7.944 + 16.978) T_2 = 2224.32 + 6112.08 = 8336.4 \text{ kJ} \\ \Rightarrow T_2 = \mathbf{334.5 \text{ K}} \end{aligned}$$

From mixture gas constant and total volume

$$P_2 = mR_{\text{mix}} T_2 / V = 38 \times 0.2113 \times 334.5 / 8.7849 = \mathbf{305.7 \text{ kPa}}$$

12.37

A mixture of 40% water and 60% carbon dioxide by mass is heated from 400 K to 1000 K at constant pressure 120 kPa. Find the total change in enthalpy and entropy using Table A.5 values.

Solution:

From Eq.12.15:

$$R_{\text{mix}} = \sum c_i R_i = 0.4 \times 0.4615 + 0.6 \times 0.1889 = 0.29794 \text{ kJ/kg K}$$

From Eq.12.23:

$$C_{P \text{ mix}} = 0.4 \times 1.872 + 0.6 \times 0.842 = 1.254 \text{ kJ/kg K}$$

$$h_2 - h_1 \cong C_{P \text{ mix}} (T_2 - T_1) = 1.254 \times (1000 - 400) = \mathbf{752.4 \text{ kJ/kg}}$$

From Eq.12.24:

$$\begin{aligned} s_2 - s_1 &= C_{P \text{ mix}} \ln(T_2 / T_1) - R_{\text{mix}} \ln(P_2 / P_1) \\ &= C_{P \text{ mix}} \ln(T_2 / T_1) = 1.254 \ln(1000/400) = \mathbf{1.149 \text{ kJ/kg K}} \end{aligned}$$

As the two total pressures are the same the pressure correction term drops out.

12.38

Do Problem 12.37 but with variable heat capacity using values from Table A.8.

A mixture of 40% water and 60% carbon dioxide by mass is heated from 400 K to 1000 K at constant pressure 120 kPa. Find the total change in enthalpy and entropy using Table A.5 values.

Solution:

From Eq.12.12:

$$\begin{aligned} h_2 - h_1 &= c_{\text{H}_2\text{O}}(h_2 - h_1)_{\text{H}_2\text{O}} + c_{\text{CO}_2}(h_2 - h_1)_{\text{CO}_2} \\ &= 0.4(1994.13 - 742.3) + 0.6(971.67 - 303.76) \\ &= 500.69 + 400.75 \\ &= \mathbf{901.4 \text{ kJ/kg}} \end{aligned}$$

From Eq.12.16 and Eq.12.18:

$$\begin{aligned} s_2 - s_1 &= s_{T_2}^\circ - s_{T_1}^\circ - R_{\text{MIX}} \ln(P_2 / P_1) \\ &= c_{\text{H}_2\text{O}}(s_{T_2}^\circ - s_{T_1}^\circ)_{\text{H}_2\text{O}} + c_{\text{CO}_2}(s_{T_2}^\circ - s_{T_1}^\circ)_{\text{CO}_2} \\ &= 0.4(12.9192 - 11.0345) + 0.6(6.119 - 5.1196) \\ &= 0.75388 + 0.59964 = \mathbf{1.3535 \text{ kJ/kg K}} \end{aligned}$$

As the two total pressures are the same the pressure correction term drops out.

12.39

An insulated gas turbine receives a mixture of 10% CO₂, 10% H₂O and 80% N₂ on a mass basis at 1000 K, 500 kPa. The volume flow rate is 2 m³/s and its exhaust is at 700 K, 100 kPa. Find the power output in kW using constant specific heat from A.5 at 300 K.

Solution:

C.V. Turbine, Steady, 1 inlet, 1 exit flow with an ideal gas mixture, $q = 0$.

$$\text{Energy Eq.:} \quad \dot{W}_T = \dot{m}(h_i - h_e) = \dot{m}C_{P \text{ mix}}(T_i - T_e)$$

Properties: From Eqs.12.15 and 12.23

$$\begin{aligned} R_{\text{mix}} &= \sum c_i R_i = 0.1 \times 0.1889 + 0.1 \times 0.4615 + 0.8 \times 0.2968 \\ &= 0.30248 \text{ kJ/kg K} \end{aligned}$$

$$\begin{aligned} C_{P \text{ mix}} &= \sum c_i C_{P i} = 0.1 \times 0.842 + 0.1 \times 1.872 + 0.8 \times 1.042 \\ &= 1.105 \text{ kJ/kg K} \end{aligned}$$

$$PV = mR_{\text{mix}}T \Rightarrow \dot{m} = P\dot{V} / R_{\text{mix}}T$$

$$\dot{m} = 500 \times 2 / (0.30248 \times 1000) = 3.306 \text{ kg/s}$$

$$\dot{W}_T = 3.306 \times 1.105 (1000 - 700) = \mathbf{1096 \text{ kW}}$$

12.40

Solve Problem 12.39 using the values of enthalpy from Table A.8.

An insulated gas turbine receives a mixture of 10% CO₂, 10% H₂O and 80% N₂ on a mass basis at 1000 K, 500 kPa. The volume flow rate is 2 m³/s and its exhaust is at 700 K, 100 kPa. Find the power output in kW using constant specific heat from A.5 at 300 K.

Solution:

C.V. Turbine, Steady, 1 inlet, 1 exit flow with an ideal gas mixture, $q = 0$.

$$\text{Energy Eq.: } \dot{W}_T = \dot{m}(h_i - h_e) = \dot{m} \sum c_j (h_i - h_e)_j$$

Properties: From Eqs.12.15 and 12.23

$$\begin{aligned} R_{\text{mix}} &= \sum c_i R_i = 0.1 \times 0.1889 + 0.1 \times 0.4615 + 0.8 \times 0.2968 \\ &= 0.30248 \text{ kJ/kg K} \end{aligned}$$

$$PV = mR_{\text{mix}}T \Rightarrow \dot{m} = P\dot{V} / R_{\text{mix}}T$$

$$\dot{m} = 500 \times 2 / (0.30248 \times 1000) = 3.306 \text{ kg/s}$$

Now get the h values from Table A.8 (all in kJ/kg)

$$\begin{aligned} \dot{W}_T &= 3.306 [0.1 (971.67 - 616.22) + 0.1 (1994.13 - 1338.56) \\ &\quad + 0.8 (1075.91 - 735.86)] \\ &= \mathbf{1234 \text{ kW}} \end{aligned}$$

12.41

An insulated gas turbine receives a mixture of 10% CO₂, 10% H₂O and 80% N₂ on a mole basis at 1000 K, 500 kPa. The volume flow rate is 2 m³/s and its exhaust is at 700 K, 100 kPa. Find the power output in kW using constant specific heat from A.5 at 300 K.

C.V. Turbine, Steady flow, 1 inlet, 1 exit flow with an ideal gas mixture, and no heat transfer so $q = 0$.

$$\text{Energy Eq.:} \quad \dot{W}_T = \dot{m} (h_i - h_e) = \dot{n} (\bar{h}_i - \bar{h}_e) = \dot{n} \bar{C}_{P \text{ mix}} (T_i - T_e)$$

Ideal gas law: $PV = n\bar{R}T \Rightarrow$

$$\dot{n} = \frac{P\dot{V}}{\bar{R}T} = \frac{500 \times 2}{8.3145 \times 1000} = 0.1203 \text{ kmole/s}$$

The mixture heat capacity becomes

$$\begin{aligned} \bar{C}_{P \text{ mix}} &= \sum y_i \bar{C}_i = 0.1 \times 44.01 \times 0.842 + 0.1 \times 18.015 \times 1.872 \\ &\quad + 0.8 \times 28.013 \times 1.042 = 30.43 \text{ kJ/kmol K} \end{aligned}$$

$$\dot{W}_T = 0.1203 \times 30.43 (1000 - 700) = \mathbf{1098 \text{ kW}}$$

12.42

Solve Problem 12.41 using the values of enthalpy from Table A.9.

C.V. Turbine, Steady flow, 1 inlet, 1 exit flow with an ideal gas mixture, and no heat transfer so $q = 0$.

$$\text{Energy Eq.:} \quad \dot{W}_T = \dot{m}(h_i - h_e) = \dot{n}(\bar{h}_i - \bar{h}_e) = \dot{n} \left[\sum y_j (\bar{h}_i - \bar{h}_e)_j \right]$$

$$\text{Ideal gas law:} \quad PV = n\bar{R}T \Rightarrow$$

$$\dot{n} = \frac{P\dot{V}}{\bar{R}T} = \frac{500 \times 2}{8.3145 \times 1000} = 0.1203 \text{ kmol/s}$$

Read the enthalpies from Table A.9 (they are all in kJ/kmol)

$$\begin{aligned} \dot{W}_T &= 0.1203 [0.1(33397 - 17754) + 0.1(26000 - 14190) + 0.8(21463 - 11937)] \\ &= \mathbf{1247 \text{ kW}} \end{aligned}$$

12.43

A piston/cylinder device contains 0.1 kg of a mixture of 40 % methane and 60 % propane gases by mass at 300 K and 100 kPa. The gas is now slowly compressed in an isothermal ($T = \text{constant}$) process to a final pressure of 250 kPa. Show the process in a P-V diagram and find both the work and heat transfer in the process.

Solution:

C.V. Mixture of methane and propane, this is a control mass.

Assume methane & propane are ideal gases at these conditions.

$$\text{Energy Eq.5.11: } m(u_2 - u_1) = {}_1Q_2 - {}_1W_2$$

Property from Eq.12.15

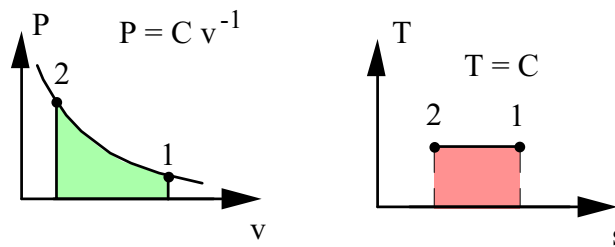
$$\begin{aligned} R_{\text{mix}} &= 0.4 R_{\text{CH}_4} + 0.6 R_{\text{C}_3\text{H}_8} \\ &= 0.4 \times 0.5183 + 0.6 \times 0.1886 = 0.3205 \text{ kJ/kg K} \end{aligned}$$

Process: $T = \text{constant}$ & ideal gas \Rightarrow

$$\begin{aligned} {}_1W_2 &= \int P \, dV = mR_{\text{mix}}T \int (1/V)dV = mR_{\text{mix}}T \ln (V_2/V_1) \\ &= mR_{\text{mix}}T \ln (P_1/P_2) \\ &= 0.1 \times 0.3205 \times 300 \ln (100/250) = \mathbf{-8.81 \text{ kJ}} \end{aligned}$$

Now heat transfer from the energy equation where we notice that u is a constant (ideal gas and constant T) so

$${}_1Q_2 = m(u_2 - u_1) + {}_1W_2 = {}_1W_2 = \mathbf{-8.81 \text{ kJ}}$$



12.44

Consider Problem 12.39 and find the value for the mixture heat capacity, mass basis and the mixture ratio of specific heats, k_{mix} , both estimated at 850 K from values (differences) of h in Table A.8. With these values make an estimate for the reversible adiabatic exit temperature of the turbine at 100 kPa.

Solution:

We will find the individual heat capacities by finite differences:

$$C_{P_i} = dh/dT = \Delta h/\Delta T = (h_{900} - h_{800})/(900 - 800)$$

Read the h values from Table A.8

$$C_{P_{\text{CO}_2}} = (849.72 - 731.02)/100 = 1.187 \text{ kJ/kg K};$$

$$C_{P_{\text{H}_2\text{O}}} = (1738.6 - 1550.13)/100 = 1.8847 \text{ kJ/kg K}$$

$$C_{P_{\text{N}_2}} = (960.25 - 846.85)/100 = 1.134 \text{ kJ/kg K}$$

Properties: From Eqs.12.15 and 12.23

$$\begin{aligned} R_{\text{mix}} &= \sum c_i R_i = 0.1 \times 0.1889 + 0.1 \times 0.4615 + 0.8 \times 0.2968 \\ &= 0.30248 \text{ kJ/kg K} \end{aligned}$$

$$\begin{aligned} C_{P_{\text{mix}}} &= \sum c_i C_{P_i} = 0.1 \times 1.187 + 0.1 \times 1.8847 + 0.8 \times 1.134 \\ &= 1.2144 \text{ kJ/kg K} \end{aligned}$$

$$C_{V_{\text{mix}}} = C_{P_{\text{mix}}} - R_{\text{mix}} = 1.2144 - 0.30248 = 0.9119 \text{ kJ/kg K}$$

$$k = C_{P_{\text{mix}}}/C_{V_{\text{mix}}} = \mathbf{1.3317}$$

Reversible adiabatic turbine \Rightarrow Process is $s = \text{constant}$.

Assume constant average heat capacities so Eq.8.32:

$$T_e = T_i (P_e/P_i)^{\frac{k-1}{k}} = 1000 (100/500)^{\frac{0.3317}{1.3317}} = 1000 (0.2)^{0.2491} = \mathbf{670 \text{ K}}$$

12.45

Consider Problem 12.41 and find the value for the mixture heat capacity, mole basis and the mixture ratio of specific heats, k_{mix} , both estimated at 850 K from values (differences) of h in Table A.9. With these values make an estimate for the reversible adiabatic exit temperature of the turbine at 100 kPa.

We will find the individual heat capacities by finite differences:

$$\bar{C}_{P_i} = d\bar{h}/dT = \Delta\bar{h}/\Delta T = (\bar{h}_{900} - \bar{h}_{800}) / (900 - 800)$$

Now read the h values from Table A.9 (all in kJ/kmol)

$$\bar{C}_{P_{\text{CO}_2}} = (28030 - 22806)/100 = 52.24 \text{ kJ/kmol K}$$

$$\bar{C}_{P_{\text{H}_2\text{O}}} = (21937 - 18002)/100 = 39.35 \text{ kJ/kmol K}$$

$$\bar{C}_{P_{\text{N}_2}} = (18223 - 15046)/100 = 31.77 \text{ kJ/kmol K}$$

$$\begin{aligned} \bar{C}_{P_{\text{mix}}} &= \sum y_i \bar{C}_{P_i} = 0.1 \times 52.24 + 0.1 \times 39.35 + 0.8 \times 31.77 \\ &= \mathbf{34.575 \text{ kJ/kmol K}} \end{aligned}$$

$$\bar{C}_{V_{\text{mix}}} = \bar{C}_{P_{\text{mix}}} - \bar{R} = 34.575 - 8.3145 = 26.26 \text{ kJ/kmol K,}$$

$$k = \bar{C}_{P_{\text{mix}}}/\bar{C}_{V_{\text{mix}}} = \mathbf{1.3166}$$

Reversible adiabatic turbine \Rightarrow Process is $s = \text{constant}$.

Assume constant average heat capacities:

$$T_e = T_i (P_e/P_i)^{\frac{k-1}{k}} = 1000 (100/500)^{\frac{0.3166}{1.3166}} = 1000 (0.2)^{0.2405} = \mathbf{679 \text{ K}}$$

12.46

A mixture of 0.5 kg nitrogen and 0.5 kg oxygen is at 100 kPa, 300 K in a piston cylinder keeping constant pressure. Now 800 kJ is added by heating. Find the final temperature and the increase in entropy of the mixture using Table A.5 values.

Solution:

C.V. Mixture in the piston cylinder.

$$\text{Energy Eq.:} \quad m(u_2 - u_1) = {}_1Q_2 - {}_1W_2$$

$$\text{Process: } P = \text{constant} \Rightarrow {}_1W_2 = \int P \, dV = P(V_2 - V_1)$$

$${}_1Q_2 = m(u_2 - u_1) + {}_1W_2 = m(u_2 - u_1) + mP(v_2 - v_1) = m(h_2 - h_1)$$

$$h_2 - h_1 = {}_1Q_2/m \cong C_{P \text{ mix}} (T_2 - T_1)$$

From Eq.12.23 and Table A.5:

$$C_{P \text{ mix}} = (1/2) \times 0.922 + (1/2) \times 1.042 = 0.982 \text{ kJ/kg K}$$

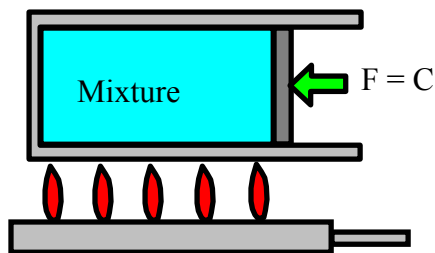
$$T_2 = T_1 + {}_1Q_2/mC_{P \text{ mix}}$$

$$= 300 + 800/(1 \times 0.982) = \mathbf{1114.7 \text{ K}}$$

From Eq.12.24:

$$m(s_2 - s_1) = m[C_{P \text{ mix}} \ln(T_2 / T_1) - R \ln(P_2 / P_1)]$$

$$= 1 \times 0.982 \times \ln(1114.7/300) = \mathbf{1.29 \text{ kJ/K}}$$



12.47

A mixture of 0.5 kg nitrogen and 0.5 kg oxygen is at 100 kPa, 300 K in a piston cylinder keeping constant pressure. Now 800 kJ is added by heating. Find the final temperature and the increase in entropy of the mixture using Table A.8 values.

Solution:

C.V. Mixture in the piston cylinder.

$$\text{Energy Eq.:} \quad m(u_2 - u_1) = {}_1Q_2 - {}_1W_2$$

$$\text{Process: } P = \text{constant} \Rightarrow {}_1W_2 = \int P dV = P(V_2 - V_1)$$

$$\begin{aligned} {}_1Q_2 &= m(u_2 - u_1) + {}_1W_2 = m(u_2 - u_1) + mP(v_2 - v_1) \\ &= m(h_2 - h_1) \end{aligned}$$

$$h_2 - h_1 = {}_1Q_2/m = 800/1 = 800 \text{ kJ/kg}$$

Since T_2 is so high we use Table A.8 values guessing a T_2

$$\begin{aligned} (h_2 - h_1)_{1100\text{K}} &= \frac{1}{2}(1193.62 - 311.67) + \frac{1}{2}(1090.62 - 273.15) \\ &= 849.71 \text{ kJ/kg} \quad \text{too high} \end{aligned}$$

$$\begin{aligned} (h_2 - h_1)_{1000\text{K}} &= \frac{1}{2}(1075.91 - 311.67) + \frac{1}{2}(980.95 - 273.15) \\ &= 736.02 \text{ kJ/kg} \quad \text{too low} \end{aligned}$$

$$T_2 = 1000 + 100[(800 - 736.02)/(849.71 - 736.02)] = \mathbf{1056.3 \text{ K}}$$

From Eqs. 12.16 and 12.18:

$$\begin{aligned} s_2 - s_1 &= \frac{1}{2}(s_{T_2}^\circ - s_{T_1}^\circ)_{\text{N}_2} + \frac{1}{2}(s_{T_2}^\circ - s_{T_1}^\circ)_{\text{O}_2} \\ &= \frac{1}{2}(8.2082 - 6.8463) + \frac{1}{2}(7.6709 - 6.4168) \\ &= \mathbf{1.308 \text{ kJ/kg K}} \end{aligned}$$

12.48

New refrigerant R-410a is a mixture of R-32 and R-125 in a 1:1 mass ratio. A process brings 0.5 kg R-410a from 270 K to 320 K at a constant pressure 250 kPa in a piston cylinder. Find the work and heat transfer.

Solution:

C.V. R-410a

$$\text{Energy Eq.:} \quad m(u_2 - u_1) = {}_1Q_2 - {}_1W_2 = {}_1Q_2 - P(V_2 - V_1)$$

$$\text{Process: } P = \text{constant} \quad {}_1W_2 = P(V_2 - V_1) = mR(T_2 - T_1)$$

$${}_1Q_2 = m(u_2 - u_1) + {}_1W_2 = m(h_2 - h_1)$$

From Eq.12.15:

$$R_{\text{mix}} = \sum c_i R_i = \frac{1}{2} \times 0.1598 + \frac{1}{2} \times 0.06927 = 0.1145 \text{ kJ/kg K}$$

From Eq.12.23:

$$C_{P \text{ mix}} = \frac{1}{2} \times 0.822 + \frac{1}{2} \times 0.791 = 0.8065 \text{ kJ/kg K}$$

From the process equation

$${}_1W_2 = 0.5 \times 0.1145 (320 - 270) = \mathbf{2.863 \text{ kJ}}$$

From the energy equation

$${}_1Q_2 = 0.5 \times 0.8065 (320 - 270) = \mathbf{20.16 \text{ kJ}}$$

12.49

A piston/cylinder contains 0.5 kg argon and 0.5 kg hydrogen at 300 K, 100 kPa. The mixture is compressed in an adiabatic process to 400 kPa by an external force on the piston. Find the final temperature, the work and the heat transfer in the process.

Solution:

C.V. Mixture in cylinder. Control mass with adiabatic process: ${}_1Q_2 = 0$

Cont.Eq.: $m_2 = m_1 = m$; Energy Eq.5.11: $m(u_2 - u_1) = -{}_1W_2$

Entropy Eq.8.14: $m(s_2 - s_1) = \int dQ/T + {}_1S_2_{\text{gen}} = 0 + 0$

Process: adiabatic and assumed reversible gives isentropic.

$$R_{\text{mix}} = \sum c_i R_i = 0.5 \times 0.2081 + 0.5 \times 4.1243 = 2.1662 \text{ kJ/kg K}$$

$$C_{P \text{ mix}} = \sum c_i C_{P_i} = 0.5 \times 0.52 + 0.5 \times 14.209 = 7.3645 \text{ kJ/kg K}$$

$$C_V = C_P - R = 7.3645 - 2.1662 = 5.1983 \text{ kJ/kg K}$$

Ratio of specific heats: $k = C_P / C_V = 1.417$

The constant s (isentropic) process from Eq.8.32

$$s_2 = s_1 \Rightarrow T_2 = T_1 (P_2/P_1)^{(k-1)/k} = 300 (400/100)^{0.2943} = \mathbf{451 \text{ K}}$$

The energy equation gives the work as

$$\begin{aligned} {}_1W_2 &= m(u_1 - u_2) = mC_V (T_1 - T_2) \\ &= 1 \times 5.1983(300 - 451) = \mathbf{-784.9 \text{ kJ}} \end{aligned}$$

12.50

Natural gas as a mixture of 75% methane and 25% ethane by mass is flowing to a compressor at 17°C, 100 kPa. The reversible adiabatic compressor brings the flow to 250 kPa. Find the exit temperature and the needed work per kg flow.

Solution:

C.V. Compressor. Steady, adiabatic $q = 0$, reversible $s_{\text{gen}} = 0$

Energy Eq.6.13: $-w = h_{\text{ex}} - h_{\text{in}}$; Entropy Eq.9.8: $s_i + s_{\text{gen}} = s_e$

Process: reversible $\Rightarrow s_{\text{gen}} = 0 \Rightarrow s_e = s_i$

Assume ideal gas mixture and constant heat capacity, so we need k and C_p

From Eq.12.15 and 12.23:

$$R_{\text{mix}} = \sum c_i R_i = 0.75 \times 0.5183 + 0.25 \times 0.2765 = 0.45785 \text{ kJ/kg K}$$

$$C_{p \text{ mix}} = \sum c_i C_{p_i} = 0.75 \times 2.254 + 0.25 \times 1.766 = 2.132 \text{ kJ/kg K}$$

$$C_{v \text{ mix}} = C_{p \text{ mix}} - R_{\text{mix}} = 2.132 - 0.45785 = 1.6742 \text{ kJ/kg K}$$

Ratio of specific heats: $k = C_p / C_v = 1.2734$

The isentropic process gives Eq.8.32

$$T_e = T_i (P_e / P_i)^{(k-1)/k} = 290 (250/100)^{0.2147} = \mathbf{353 \text{ K}}$$

Work from the energy equation:

$$w_{c \text{ in}} = C_p (T_e - T_i) = 2.132 (353 - 290) = \mathbf{134.3 \text{ kJ/kg}}$$

12.51

A mixture of 2 kg oxygen and 2 kg of argon is in an insulated piston cylinder arrangement at 100 kPa, 300 K. The piston now compresses the mixture to half its initial volume. Find the final pressure, temperature and the piston work.

Solution:

C.V. Mixture. Control mass, boundary work and no Q, assume reversible.

$$\text{Energy Eq.5.11: } u_2 - u_1 = {}_1q_2 - {}_1w_2 = - {}_1w_2 ;$$

$$\text{Entropy Eq.8.14: } s_2 - s_1 = 0 + 0 = 0$$

$$\text{Process: constant } s \Rightarrow Pv^k = \text{constant}, v_2 = v_1/2,$$

Assume ideal gases ($T_1 \gg T_C$) and use k_{mix} and $C_{v \text{ mix}}$ for properties.

$$\text{Eq.12.15: } R_{\text{mix}} = \sum c_i R_i = 0.5 \times 0.25983 + 0.5 \times 0.20813 = 0.234 \text{ kJ/kg K}$$

$$\text{Eq.12.23 } C_{P\text{mix}} = \sum c_i C_{P_i} = 0.5 \times 0.9216 + 0.5 \times 0.5203 = 0.721 \text{ kJ/kg K}$$

$$C_{v\text{mix}} = C_{P\text{mix}} - R_{\text{mix}} = 0.487 \text{ kJ/kg K}$$

$$\text{Ratio of specific heats: } k_{\text{mix}} = C_{P\text{mix}}/C_{v\text{mix}} = 1.4805$$

The relations for the polytropic process

$$\text{Eq.8.34: } P_2 = P_1(v_1/v_2)^k = P_1(2)^k = 100(2)^{1.4805} = \mathbf{279 \text{ kPa}}$$

$$\text{Eq.8.33: } T_2 = T_1(v_1/v_2)^{k-1} = T_1(2)^{k-1} = 300(2)^{0.4805} = \mathbf{418.6 \text{ K}}$$

Work from the energy equation

$${}_1W_2 = m_{\text{tot}}(u_1 - u_2) = m_{\text{tot}} C_v(T_1 - T_2) = 4 \times 0.487(300 - 418.6) = \mathbf{-231 \text{ kJ}}$$

12.52

The substance R-410a, see Problem 12.48 is at 100 kPa, 290 K. It is now brought to 250 kPa, 400 K in a reversible polytropic process. Find the change in specific volume, specific enthalpy and specific entropy for the process.

Solution:

$$\text{Eq.12.15: } R_{\text{mix}} = \sum c_i R_i = \frac{1}{2} \times 0.1598 + \frac{1}{2} \times 0.06927 = 0.1145 \text{ kJ/kg K}$$

$$\text{Eq.12.23: } C_{\text{Pmix}} = \sum c_i C_{\text{P}i} = \frac{1}{2} \times 0.822 + \frac{1}{2} \times 0.791 = 0.8065 \text{ kJ/kg K}$$

$$v_1 = RT_1/P_1 = 0.1145 \times 290/100 = 0.33205 \text{ m}^3/\text{kg}$$

$$v_2 = RT_2/P_2 = 0.1145 \times 400/250 = 0.1832 \text{ m}^3/\text{kg}$$

$$v_2 - v_1 = 0.1832 - 0.33205 = \mathbf{-0.14885 \text{ m}^3/\text{kg}}$$

$$h_2 - h_1 = C_{\text{Pmix}} (T_2 - T_1) = 0.8065 (400 - 290) = \mathbf{88.72 \text{ kJ/kg}}$$

From Eq.12.24

$$\begin{aligned} s_2 - s_1 &= C_{\text{Pmix}} \ln(T_2 / T_1) - R_{\text{mix}} \ln(P_2 / P_1) \\ &= 0.8065 \ln(400/290) - 0.1145 \ln(250/100) = \mathbf{0.154 \text{ kJ/kg K}} \end{aligned}$$

12.53

Two insulated tanks A and B are connected by a valve. Tank A has a volume of 1 m³ and initially contains argon at 300 kPa, 10°C. Tank B has a volume of 2 m³ and initially contains ethane at 200 kPa, 50°C. The valve is opened and remains open until the resulting gas mixture comes to a uniform state. Determine the final pressure and temperature.

Solution:

C.V. Tanks A + B. Control mass no W, no Q.

$$\text{Energy Eq.5.11: } U_2 - U_1 = 0 = m_{\text{Ar}} C_{V0}(T_2 - T_{A1}) + m_{\text{C}_2\text{H}_6} C_{V0}(T_2 - T_{B1})$$

$$m_{\text{Ar}} = P_{A1} V_A / RT_{A1} = (300 \times 1) / (0.2081 \times 283.15) = 5.0913 \text{ kg}$$

$$m_{\text{C}_2\text{H}_6} = P_{B1} V_B / RT_{B1} = (200 \times 2) / (0.2765 \times 323.15) = 4.4767 \text{ kg}$$

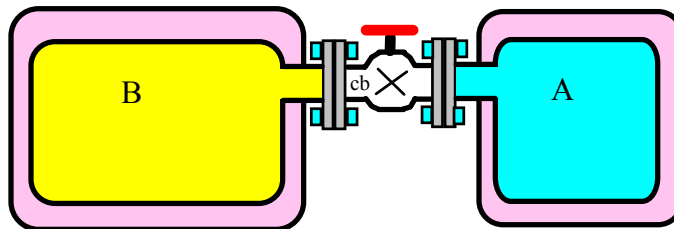
$$\text{Continuity Eq.: } m_2 = m_{\text{Ar}} + m_{\text{C}_2\text{H}_6} = 9.568 \text{ kg}$$

$$\begin{aligned} \text{Energy Eq.: } & 5.0913 \times 0.312 (T_2 - 283.2) \\ & + 4.4767 \times 1.490 (T_2 - 323.2) = 0 \end{aligned}$$

$$\text{Solving, } T_2 = \mathbf{315.5 \text{ K}}$$

$$R_{\text{mix}} = \sum c_i R_i = \frac{5.0913}{9.568} \times 0.2081 + \frac{4.4767}{9.568} \times 0.2765 = 0.2401 \text{ kJ/kg K}$$

$$P_2 = m_2 R T_2 / (V_A + V_B) = 9.568 \times 0.2401 \times 315.5 / 3 = \mathbf{242 \text{ kPa}}$$



12.54

A compressor brings R-410a (see problem 12.48) from $-10\text{ }^{\circ}\text{C}$, 125 kPa up to 500 kPa in an adiabatic reversible compression. Assume ideal gas behavior and find the exit temperature and the specific work.

Solution:

C.V. Compressor

Process: $q = 0$; adiabatic and reversible.

Energy Eq.6.13: $w = h_i - h_e$;

Entropy Eq.9.8: $s_e = s_i + s_{\text{gen}} + \int dq/T = s_i + 0 + 0 = s_i$

From Eq.12.15:

$$R_{\text{mix}} = \sum c_i R_i = \frac{1}{2} \times 0.1598 + \frac{1}{2} \times 0.06927 = 0.1145 \text{ kJ/kg K}$$

From Eq.12.23:

$$C_{P \text{ mix}} = \frac{1}{2} \times 0.822 + \frac{1}{2} \times 0.791 = 0.8065 \text{ kJ/kg K}$$

$$R_{\text{mix}} / C_{P \text{ mix}} = 0.1145 / 0.8065 = 0.14197$$

For constant s , ideal gas and use constant specific heat as in Eq.8.29

$$T_e / T_i = (P_e / P_i)^{R / C_p}$$

$$T_e = 263.15 \times (500 / 125)^{0.14197} = \mathbf{320.39 \text{ K}}$$

$$w \cong C_{P \text{ mix}} (T_i - T_e) = 0.8065 (263.15 - 320.39)$$

$$= \mathbf{-46.164 \text{ kJ/kg}}$$

12.55

A mixture of 50% carbon dioxide and 50% water by mass is brought from 1500 K, 1 MPa to 500 K, 200 kPa in a polytropic process through a steady state device. Find the necessary heat transfer and work involved using values from Table A.5.

Solution:

Process $Pv^n = \text{constant}$ leading to

$$n \ln(v_2/v_1) = \ln(P_1/P_2); \quad v = RT/P$$

$$n = \ln\left(\frac{1000}{200}\right) / \ln\left(\frac{500 \times 1000}{200 \times 1500}\right) = 3.1507$$

$$\text{Eq.12.15: } R_{\text{mix}} = \sum c_i R_i = 0.5 \times 0.1889 + 0.5 \times 0.4615 = 0.3252 \text{ kJ/kg K}$$

$$\text{Eq.12.23: } C_{p \text{ mix}} = \sum c_i C_{p_i} = 0.5 \times 0.8418 + 0.5 \times 1.872 = 1.3569 \text{ kJ/kg K}$$

Work is from Eq.9.19:

$$w = -\int v dP = -\frac{n}{n-1} (P_e v_e - P_i v_i) = -\frac{nR}{n-1} (T_e - T_i) = \mathbf{476.4 \text{ kJ/kg}}$$

Heat transfer from the energy equation

$$q = h_e - h_i + w = C_p(T_e - T_i) + w = \mathbf{-880.5 \text{ kJ/kg}}$$

12.56

Solve Problem 12.55 using specific heats $C_p = \Delta h/\Delta T$, from Table A.8 at 1000 K. A mixture of 50% carbon dioxide and 50% water by mass is brought from 1500 K, 1 MPa to 500 K, 200 kPa in a polytropic process through a steady state device. Find the necessary heat transfer and work involved using values from Table A.5.

Solution:

Using values from Table A.8 we estimate the heat capacities

$$C_{p \text{ CO}_2} = \frac{1096.36 - 849.72}{1100 - 900} = 1.2332 \text{ kJ/kg K}$$

$$C_{p \text{ H}_2\text{O}} = \frac{2226.73 - 1768.6}{1100 - 900} = 2.2906 \text{ kJ/kg K}$$

$$\text{Eq.12.23: } C_{p \text{ mix}} = \sum c_i C_{p_i} = 0.5 \times 1.2332 + 0.5 \times 2.2906 = 1.7619 \text{ kJ/kg K}$$

$$\text{Eq.12.15: } R_{\text{mix}} = \sum c_i R_i = 0.5 \times 0.1889 + 0.5 \times 0.4615 = 0.3252 \text{ kJ/kg K}$$

$$\text{Process } Pv^n = C \quad \Rightarrow \quad n = \ln(P_1/P_2) / \ln(v_2/v_1) \quad \text{and use } Pv = RT$$

$$n = \ln\left(\frac{1000}{200}\right) / \ln\left(\frac{500 \times 1000}{200 \times 1500}\right) = 3.1507$$

Work is from Eq.9.19

$$w = -\int v dP = -\frac{n}{n-1} (P_e v_e - P_i v_i) = -\frac{nR}{n-1} (T_e - T_i) = \mathbf{476.4 \text{ kJ/kg}}$$

Heat transfer from energy equation

$$q = h_e - h_i + w = 1.7619(500 - 1500) + 476.4 = \mathbf{-1285.5 \text{ kJ/kg}}$$

12.57

A 50/50 (by mass) gas mixture of methane CH_4 and ethylene C_2H_4 is contained in a cylinder/piston at the initial state 480 kPa, 330 K, 1.05 m^3 . The piston is now moved, compressing the mixture in a reversible, polytropic process to the final state 260 K, 0.03 m^3 . Calculate the final pressure, the polytropic exponent, the work and heat transfer and entropy change for the mixture.

Solution:

Ideal gas mixture: CH_4 , C_2H_4 , 50% each by mass $\Rightarrow c_{\text{CH}_4} = c_{\text{C}_2\text{H}_4} = 0.5$

$$R_{\text{mix}} = \sum c_i R_i = 0.5 \times 0.5183 + 0.5 \times 0.2964 = 0.40735 \text{ kJ/kg K}$$

$$C_{v \text{ mix}} = \sum c_i C_{v_i} = 0.5 \times 1.736 + 0.5 \times 1.252 = 1.494 \text{ kJ/kg K}$$

$$\text{State 1: } m = P_1 V_1 / R_{\text{mix}} T_1 = 480 \times 1.05 / (0.40735 \times 330) = 3.7493 \text{ kg}$$

$$\text{State 2: } T_2 = 260 \text{ K, } V_2 = 0.03 \text{ m}^3, \text{ Ideal gas } PV = mRT \text{ so take ratio}$$

$$\Rightarrow P_2 = P_1 \frac{V_1 T_2}{V_2 T_1} = \mathbf{13\ 236 \text{ kPa}}$$

$$\text{Process: } PV^n = \text{constant and } PV = mRT \text{ gives } \frac{T_2}{T_1} = \left(\frac{V_1}{V_2} \right)^{n-1},$$

$$\ln \frac{T_2}{T_1} = (n-1) \ln \frac{V_1}{V_2} \Rightarrow \mathbf{n = 0.933}$$

also for this process we get Eq.8.38 or Eq.4.4

$$\Rightarrow {}_1W_2 = \int P dV = \frac{1}{1-n} (P_2 V_2 - P_1 V_1) = \mathbf{-1595.7 \text{ kJ}}$$

$$\begin{aligned} \text{Energy Eq.: } {}_1Q_2 &= U_2 - U_1 + {}_1W_2 = m C_{v \text{ mix}} (T_2 - T_1) + {}_1W_2 \\ &= 3.7493 \times 1.494(260 - 330) - 1595.7 = \mathbf{-1988 \text{ kJ}} \end{aligned}$$

Change of entropy from Eq.8.26

$$\begin{aligned} s_2 - s_1 &= C_{v \text{ mix}} \ln (T_2 / T_1) + R_{\text{mix}} \ln (V_2 / V_1) \\ &= 1.494 \ln(260 / 330) + 0.40735 \ln(0.03 / 1.05) \\ &= \mathbf{-1.8045 \text{ kJ/kg K}} \end{aligned}$$

and

$$S_2 - S_1 = m(s_2 - s_1) = 3.7493 (-1.8045) = \mathbf{-6.7656 \text{ kJ/K}}$$

12.58

The gas mixture from Problem 12.31 is compressed in a reversible adiabatic process from the initial state in the sample cylinder to a volume of 0.2 L. Determine the final temperature of the mixture and the work done during the process.

Solution:

From Eq.12.15

$$R_{\text{mix}} = \sum c_i R_i = 0.02 \times 4.1243 + 0.45 \times 0.2968 + 0.28 \times 0.1889 \\ + 0.25 \times 0.2968 = 0.34314 \text{ kJ/kg K}$$

$$m = PV/R_{\text{mix}}T = 100 \times 10^{-3} / (0.34314 \times 293.15) = \mathbf{9.941 \times 10^{-4} \text{ kg}}$$

$$C_{V0 \text{ MIX}} = \sum c_i C_{V0 i} = 0.02 \times 10.085 + 0.45 \times 0.744 \\ + 0.28 \times 0.653 + 0.25 \times 0.745 = 0.9056 \text{ kJ/kg K}$$

$$C_{P0 \text{ MIX}} = C_{V0 \text{ MIX}} + R_{\text{mix}} = 0.9056 + 0.34314 = 1.2487 \text{ kJ/kg K}$$

$$\rightarrow k = C_{P0} / C_{V0} = 1.2487 / 0.9056 = 1.379$$

The process (adiabatic and reversible) is isentropic expressed in Eq.8.32

$$\rightarrow T_2 = T_1 \left(\frac{V_1}{V_2} \right)^{k-1} = 293.15 \left(\frac{1}{0.2} \right)^{0.379} = \mathbf{539.5 \text{ K}}$$

$${}_1W_2 = -\Delta U_{12} = -mC_{V0}(T_2 - T_1) \\ = -9.941 \times 10^{-4} \times 0.9056 \times (539.5 - 293.15) = \mathbf{-0.22 \text{ kJ}}$$

Entropy generation

12.59

A flow of 2 kg/s mixture of 50% CO₂ and 50% O₂ by mass is heated in a constant pressure heat exchanger from 400 K to 1000 K by a radiation source at 1400 K. Find the rate of heat transfer and the entropy generation in the process.

Solution:

C.V. Heat exchanger $w = 0$

Energy Eq.6.12: $\dot{Q}_{in} = \dot{m}(h_e - h_i)$

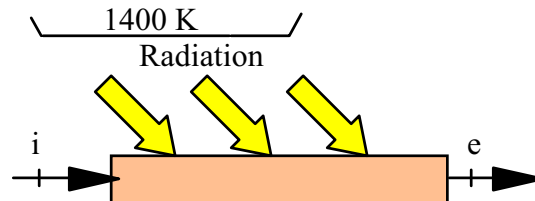
Values from Table A.8 due to the high T.

$$\dot{Q}_{in} = 2 \left[\frac{1}{2} \times (971.67 - 303.76) + \frac{1}{2} \times (980.95 - 366.03) \right] = \mathbf{1282.8 \text{ kW}}$$

Entropy Eq.9.8: $\dot{m}_e s_e = \dot{m}_i s_i + \dot{Q}/T_s + \dot{S}_{gen}$

As the pressure is constant the pressure correction in Eq.8.28 drops out to give the generation as

$$\begin{aligned} \dot{S}_{gen} &= \dot{m}(s_e - s_i) - \dot{Q}/T_s \\ &= 2 \left[\frac{1}{2} \times (6.119 - 5.1196) + \frac{1}{2} \times (7.6121 - 6.6838) \right] - 1282.8/1400 \\ &= \mathbf{1.01 \text{ kW/K}} \end{aligned}$$



12.60

Carbon dioxide gas at 320 K is mixed with nitrogen at 280 K in an insulated mixing chamber. Both flows are at 100 kPa and the mass ratio of carbon dioxide to nitrogen is 2:1. Find the exit temperature and the total entropy generation per kg of the exit mixture.

Solution:

CV mixing chamber. The inlet ratio is so $\dot{m}_{\text{CO}_2} = 2 \dot{m}_{\text{N}_2}$ and assume no external heat transfer, no work involved.

$$\text{Continuity Eq.6.9:} \quad \dot{m}_{\text{N}_2} + 2\dot{m}_{\text{N}_2} = \dot{m}_{\text{ex}} = 3\dot{m}_{\text{N}_2};$$

$$\text{Energy Eq.6.10:} \quad \dot{m}_{\text{N}_2}(h_{\text{N}_2} + 2 h_{\text{CO}_2}) = 3\dot{m}_{\text{N}_2} h_{\text{mix ex}}$$

Take 300 K as reference and write $h = h_{300} + C_{\text{Pmix}}(T - 300)$.

$$C_{\text{P N}_2}(T_{\text{i N}_2} - 300) + 2C_{\text{P CO}_2}(T_{\text{i CO}_2} - 300) = 3C_{\text{P mix}}(T_{\text{mix ex}} - 300)$$

$$C_{\text{P mix}} = \sum c_i C_{\text{P } i} = \frac{2}{3} \times 0.842 + \frac{1}{3} \times 1.042 = 0.9087 \text{ kJ/kg K}$$

$$3C_{\text{P mix}} T_{\text{mix ex}} = C_{\text{P N}_2} T_{\text{i N}_2} + 2C_{\text{P CO}_2} T_{\text{i CO}_2} = 830.64 \text{ kJ/kg}$$

$$T_{\text{mix ex}} = \mathbf{304.7 \text{ K}};$$

To find the entropies we need the partial pressures, which assuming ideal gas are equal to the mole fractions times the total pressure:

$$y_i = [c_i / M_i] / \sum c_j / M_j$$

$$y_{\text{N}_2} = [0.3333 / 28.013] / \left[\frac{0.3333}{28.013} + \frac{0.6666}{44.01} \right] = 0.44$$

$$y_{\text{CO}_2} = 1 - y_{\text{N}_2} = 0.56$$

$$\dot{S}_{\text{gen}} = \dot{m}_{\text{ex}} s_{\text{ex}} - (\dot{m}s)_{\text{i CO}_2} - (\dot{m}s)_{\text{i N}_2} = \dot{m}_{\text{N}_2}(s_e - s_i)_{\text{N}_2} + 2\dot{m}_{\text{N}_2}(s_e - s_i)_{\text{CO}_2}$$

$$\frac{\dot{S}_{\text{gen}}}{3\dot{m}_{\text{N}_2}} = \frac{1}{3} \left[C_{\text{P N}_2} \ln \frac{T_{\text{ex}}}{T_{\text{i N}_2}} - R_{\text{N}_2} \ln y_{\text{N}_2} \right] + \frac{2}{3} \left[C_{\text{P CO}_2} \ln \frac{T_{\text{ex}}}{T_{\text{i CO}_2}} - R_{\text{CO}_2} \ln y_{\text{CO}_2} \right]$$

$$= \frac{1}{3} \left[1.042 \ln \left(\frac{304.7}{280} \right) - 0.2968 \ln 0.44 \right]$$

$$+ \frac{2}{3} \left[0.842 \ln \left(\frac{304.7}{320} \right) - 0.1889 \ln 0.56 \right]$$

$$= 0.110585 + 0.068275$$

$$= \mathbf{0.1789 \text{ kJ/kg mix K}}$$

12.61

Take Problem 12.60 with inlet temperature of 1400 K for the carbon dioxide and 300 K for the nitrogen. First estimate the exit temperature with the specific heats from Table A.5 and use this to start iterations using A.8 to find the exit temperature.

Solution:

CV mixing chamber. The inlet ratio is so $\dot{m}_{\text{CO}_2} = 2 \dot{m}_{\text{N}_2}$ and assume no external heat transfer, no work involved.

$$\text{Continuity Eq.6.9: } \dot{m}_{\text{N}_2} + 2\dot{m}_{\text{N}_2} = \dot{m}_{\text{ex}} = 3\dot{m}_{\text{N}_2};$$

$$\text{Energy Eq.6.10: } \dot{m}_{\text{N}_2}(h_{\text{N}_2} + 2 h_{\text{CO}_2}) = 3\dot{m}_{\text{N}_2} h_{\text{mix ex}}$$

$$C_{P \text{ mix}} = \sum c_i C_{P i} = \frac{2}{3} \times 0.842 + \frac{1}{3} \times 1.042 = 0.9087 \text{ kJ/kg K}$$

Take 300 K as reference and write $h = h_{300} + C_{P \text{ mix}}(T - 300)$.

$$C_{P \text{ N}_2}(T_{i \text{ N}_2} - 300) + 2C_{P \text{ CO}_2}(T_{i \text{ CO}_2} - 300) = 3C_{P \text{ mix}}(T_{\text{mix ex}} - 300)$$

$$\begin{aligned} 3C_{P \text{ mix}} T_{\text{mix ex}} &= C_{P \text{ N}_2} T_{i \text{ N}_2} + 2C_{P \text{ CO}_2} T_{i \text{ CO}_2} \\ &= 1.042 \times 300 + 2 \times 0.842 \times 1400 = 2669.6 \text{ kJ/kg} \end{aligned}$$

$$\Rightarrow \mathbf{T_{\text{mix ex}} = 979.3 \text{ K}}$$

A more accurate answer results from using the ideal gas Tables.

$$\text{From Table A.8: } \Sigma \dot{m}_{\text{in}} h_{\text{in}} = \dot{m}_{\text{N}_2} [2 \times 1482.87 + 1 \times 311.67] = \dot{m}_{\text{N}_2} \times 3277.4$$

$$\text{@ 1000K : } \Sigma \dot{m}_{\text{ex}} h_{\text{ex}} = \dot{m}_{\text{N}_2} [2 \times 971.67 + 1075.91] = \dot{m}_{\text{N}_2} \times 3019.3$$

$$\text{@ 1100K : } \Sigma \dot{m}_{\text{ex}} h_{\text{ex}} = \dot{m}_{\text{N}_2} [2 \times 1096.36 + 1193.62] = \dot{m}_{\text{N}_2} \times 3386.34$$

Now linear interpolation between 1000 K and 1100 K

$$T_{\text{ex}} = 1000 + 100 \times \frac{3277.4 - 3019.3}{3386.34 - 3019.3} = \mathbf{1070 \text{ K}}$$

12.62

Carbon dioxide gas at 320 K is mixed with nitrogen at 280 K in an insulated mixing chamber. Both flows are coming in at 100 kPa and the mole ratio of carbon dioxide to nitrogen is 2:1. Find the exit temperature and the total entropy generation per kmole of the exit mixture.

CV mixing chamber, steady flow. The inlet ratio is $\dot{n}_{\text{CO}_2} = 2 \dot{n}_{\text{N}_2}$ and assume no external heat transfer, no work involved.

$$\text{Continuity: } \dot{n}_{\text{CO}_2} + 2\dot{n}_{\text{N}_2} = \dot{n}_{\text{ex}} = 3\dot{n}_{\text{N}_2};$$

$$\text{Energy Eq.: } \dot{n}_{\text{N}_2}(\bar{h}_{\text{N}_2} + 2\bar{h}_{\text{CO}_2}) = 3\dot{n}_{\text{N}_2}\bar{h}_{\text{mix ex}}$$

Take 300 K as reference and write $\bar{h} = \bar{h}_{300} + \bar{C}_{\text{Pmix}}(T - 300)$.

$$\bar{C}_{\text{P N}_2}(T_{\text{i N}_2} - 300) + 2\bar{C}_{\text{P CO}_2}(T_{\text{i CO}_2} - 300) = 3\bar{C}_{\text{P mix}}(T_{\text{mix ex}} - 300)$$

Find the specific heats in Table A.5 to get

$$\begin{aligned} \bar{C}_{\text{P mix}} &= \sum y_i \bar{C}_{\text{P } i} = (1.042 \times 28.013 + 2 \times 0.842 \times 44.01)/3 \\ &= 34.43 \text{ kJ/kmol K} \end{aligned}$$

$$3\bar{C}_{\text{P mix}}T_{\text{mix ex}} = \bar{C}_{\text{P N}_2}T_{\text{i N}_2} + 2\bar{C}_{\text{P CO}_2}T_{\text{i CO}_2} = 31889 \text{ kJ/kmol}$$

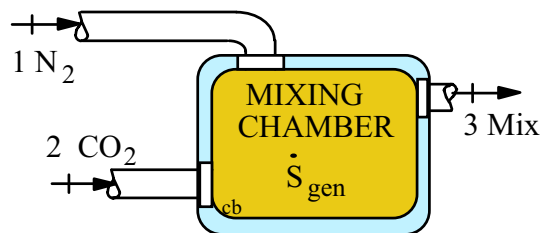
$$T_{\text{mix ex}} = \mathbf{308.7 \text{ K}}$$

Partial pressures are total pressure times molefraction

$$P_{\text{ex N}_2} = P_{\text{tot}}/3; \quad P_{\text{ex CO}_2} = 2P_{\text{tot}}/3$$

$$\dot{S}_{\text{gen}} = \dot{n}_{\text{ex}}\bar{s}_{\text{ex}} - (\dot{n}\bar{s})_{\text{i CO}_2} - (\dot{n}\bar{s})_{\text{i N}_2} = \dot{n}_{\text{N}_2}(\bar{s}_e - \bar{s}_i)_{\text{N}_2} + 2\dot{n}_{\text{N}_2}(\bar{s}_e - \bar{s}_i)_{\text{CO}_2}$$

$$\begin{aligned} \dot{S}_{\text{gen}}/3\dot{n}_{\text{N}_2} &= [\bar{C}_{\text{P N}_2} \ln \frac{T_{\text{ex}}}{T_{\text{i N}_2}} - \bar{R} \ln y_{\text{N}_2} + 2\bar{C}_{\text{P CO}_2} \ln \frac{T_{\text{ex}}}{T_{\text{i CO}_2}} - 2\bar{R} \ln y_{\text{CO}_2}]/3 \\ &= [2.8485 + 9.1343 - 2.6607 + 6.742]/3 = \mathbf{5.35 \text{ kJ/kmol mix K}} \end{aligned}$$



12.63

Take Problem 12.62 with inlet temperature of 1400 K for the carbon dioxide and 300 K for the nitrogen. First estimate the exit temperature with the specific heats from Table A.5 and use this to start iterations using A.9 to find the exit temperature.

CV mixing chamber, steady flow. The inlet ratio is $\dot{n}_{\text{CO}_2} = 2 \dot{n}_{\text{N}_2}$ and assume no external heat transfer, no work involved.

$$\bar{C}_{P \text{ CO}_2} = 44.01 \times 0.842 = 37.06 ; \bar{C}_{P \text{ N}_2} = 28.013 \times 1.042 = 29.189 \text{ kJ/kmol K}$$

$$\text{Continuity Equation: } 0 = \Sigma \dot{n}_{\text{in}} - \Sigma \dot{n}_{\text{ex}};$$

$$\text{Energy Equation: } 0 = \Sigma \dot{n}_{\text{in}} \bar{h}_{\text{in}} - \Sigma \dot{n}_{\text{ex}} \bar{h}_{\text{ex}}$$

$$0 = 2 \dot{n}_{\text{N}_2} \bar{C}_{P \text{ CO}_2} (T_{\text{in}} - T_{\text{ex}})_{\text{CO}_2} + \dot{n}_{\text{N}_2} \bar{C}_{P \text{ N}_2} (T_{\text{in}} - T_{\text{ex}})_{\text{N}_2}$$

$$0 = 2 \times 37.06 \times (1400 - T_{\text{ex}}) + 29.189 \times (300 - T_{\text{ex}})$$

$$0 = 103768 + 8756.7 - 103.309 T_{\text{ex}} \quad \Rightarrow \quad T_{\text{ex}} = \mathbf{1089 \text{ K}}$$

$$\text{From Table A.9: } \Sigma \dot{n}_{\text{in}} \bar{h}_{\text{in}} = \dot{n}_{\text{N}_2} [2 \times 55895 + 1 \times 54] = \dot{n}_{\text{N}_2} \times 111844$$

$$\text{@ 1000K} \quad : \Sigma \dot{n}_{\text{ex}} \bar{h}_{\text{ex}} = \dot{n}_{\text{N}_2} [2 \times 33397 + 21463] = \dot{n}_{\text{N}_2} \times 88257$$

$$\text{@ 1100K} \quad : \Sigma \dot{n}_{\text{ex}} \bar{h}_{\text{ex}} = \dot{n}_{\text{N}_2} [2 \times 38885 + 24760] = \dot{n}_{\text{N}_2} \times 102530$$

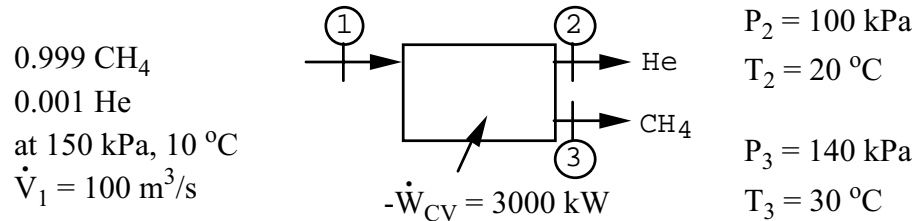
$$\text{@ 1200K} \quad : \Sigma \dot{n}_{\text{ex}} \bar{h}_{\text{ex}} = \dot{n}_{\text{N}_2} [2 \times 44473 + 28109] = \dot{n}_{\text{N}_2} \times 117055$$

Now linear interpolation between 1100 K and 1200 K

$$T_{\text{ex}} = 1100 + 100 \times \frac{111844 - 102530}{117055 - 102530} = \mathbf{1164 \text{ K}}$$

12.64

The only known sources of helium are the atmosphere (mole fraction approximately 5×10^{-6}) and natural gas. A large unit is being constructed to separate $100 \text{ m}^3/\text{s}$ of natural gas, assumed to be 0.001 He mole fraction and 0.999 CH_4 . The gas enters the unit at 150 kPa, 10°C . Pure helium exits at 100 kPa, 20°C , and pure methane exits at 150 kPa, 30°C . Any heat transfer is with the surroundings at 20°C . Is an electrical power input of 3000 kW sufficient to drive this unit?



$$\dot{n}_1 = P_1 \dot{V}_1 / RT_1 = 150 \times 100 / (8.3145 \times 283.2) = 6.37 \text{ kmol/s}$$

$$\Rightarrow \dot{n}_2 = 0.001; \quad \dot{n}_1 = 0.00637; \quad \dot{n}_3 = 6.3636 \text{ kmol/s}$$

$$\bar{C}_{P, \text{He}} = 4.003 \times 5.193 = 20.7876 \text{ kJ/kmol K,}$$

$$\bar{C}_{P, \text{CH}_4} = 16.043 \times 2.254 = 36.1609 \text{ kJ/kmol K}$$

$$\begin{aligned} \dot{Q}_{CV} &= \dot{n}_2 \bar{h}_2 + \dot{n}_3 \bar{h}_3 - \dot{n}_1 \bar{h}_1 + \dot{W}_{CV} = \dot{n}_2 \bar{C}_{P0, \text{He}} (T_2 - T_1) + \dot{n}_3 \bar{C}_{P0, \text{CH}_4} (T_3 - T_1) + \dot{W}_{CV} \\ &= 0.00637 \times 20.7876 (20 - 10) + 6.3636 \times 36.1609 (30 - 10) + (-3000) = +1600 \text{ kW} \end{aligned}$$

$$\dot{S}_{\text{gen}} = \dot{n}_2 \bar{s}_2 + \dot{n}_3 \bar{s}_3 - \dot{n}_1 \bar{s}_1 - \dot{Q}_{CV} / T_0$$

$$= 0.00637 \left[20.7876 \ln \frac{293.2}{283.2} - 8.3145 \ln \frac{100}{0.001 \times 150} \right]$$

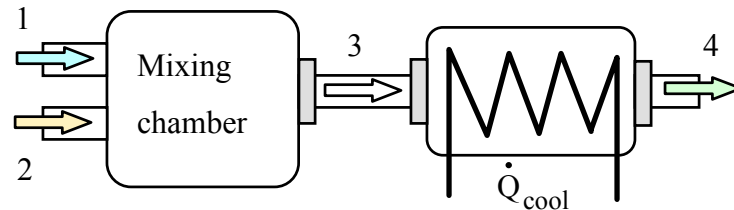
$$+ 6.3636 \left[36.1609 \ln \frac{303.2}{283.2} - 8.3145 \ln \frac{140}{0.999 \times 150} \right] - 1600 / 293.2$$

$$= +13.5 \text{ kW/K} > 0$$

12.65

A flow of 1 kg/s carbon dioxide at 1600 K, 100 kPa is mixed with a flow of 2 kg/s water at 800 K, 100 kPa and after the mixing it goes through a heat exchanger where it is cooled to 500 K by a 400 K ambient. How much heat transfer is taken out in the heat exchanger? What is the entropy generation rate for the whole process?

Solution:



C.V. Total mixing section and heat exchanger. Steady flow and no work. To do the entropy at the partial pressures we need the mole fractions.

$$\dot{n}_{\text{H}_2\text{O}} = \dot{m}_{\text{H}_2\text{O}}/M_{\text{H}_2\text{O}} = 2 / 18.015 = 0.11102 \text{ kmol/s}$$

$$\dot{n}_{\text{CO}_2} = \dot{m}_{\text{CO}_2}/M_{\text{CO}_2} = 1 / 44.01 = 0.022722 \text{ kmol/s}$$

$$y_{\text{H}_2\text{O}} = \frac{0.11102}{0.11102 + 0.022722} = 0.8301, \quad y_{\text{CO}_2} = 1 - y_{\text{H}_2\text{O}} = 0.1699$$

$$\text{Energy Eq.:} \quad \dot{m}_{\text{H}_2\text{O}} h_1 + \dot{m}_{\text{CO}_2} h_2 = \dot{Q}_{\text{cool}} + \dot{m}_{\text{H}_2\text{O}} h_{4 \text{ H}_2\text{O}} + \dot{m}_{\text{CO}_2} h_{4 \text{ CO}_2}$$

$$\text{Entropy Eq.:} \quad \dot{m}_{\text{H}_2\text{O}} s_1 + \dot{m}_{\text{CO}_2} s_2 + \dot{S}_{\text{gen}} = \frac{\dot{Q}_{\text{cool}}}{T_{\text{amb}}} + \dot{m}_{\text{H}_2\text{O}} s_{4 \text{ H}_2\text{O}} + \dot{m}_{\text{CO}_2} s_{4 \text{ CO}_2}$$

As T is fairly high we use Table A.8 for properties on a mass basis.

	1	2	4 H ₂ O	4 CO ₂
h [kJ/kg]	1550.13	1748.12	935.12	401.52
s _T ^o [kJ/kg K]	12.4244	6.7254	11.4644	5.3375

$$\begin{aligned} \dot{Q}_{\text{cool}} &= \dot{m}_{\text{H}_2\text{O}} (h_1 - h_{4 \text{ H}_2\text{O}}) + \dot{m}_{\text{CO}_2} (h_2 - h_{4 \text{ CO}_2}) \\ &= 2 (1550.13 - 935.12) + 1 (1748.12 - 401.52) = \mathbf{2577 \text{ kW}} \end{aligned}$$

$$\begin{aligned} \dot{S}_{\text{gen}} &= \dot{m}_{\text{H}_2\text{O}} (s_{4 \text{ H}_2\text{O}} - s_1) + \dot{m}_{\text{CO}_2} (s_{4 \text{ CO}_2} - s_2) + \frac{\dot{Q}_{\text{cool}}}{T_{\text{amb}}} \\ &= 2 [11.4644 - 12.4244 - 0.4615 \ln(0.8301)] \\ &\quad + 1 [5.3375 - 6.7254 - 0.1889 \ln(0.1699)] + \frac{2577}{400} \\ &= -1.74813 - 1.05307 + 6.4415 = \mathbf{3.64 \text{ kW/K}} \end{aligned}$$

12.66

A mixture of 60% helium and 40% nitrogen by mass enters a turbine at 1 MPa, 800 K at a rate of 2 kg/s. The adiabatic turbine has an exit pressure of 100 kPa and an isentropic efficiency of 85%. Find the turbine work.

Solution:

Assume ideal gas mixture and take CV as turbine.

$$\text{Energy Eq.6.13: } w_{T_s} = h_i - h_{es},$$

$$\text{Entropy Eq.9.8: } s_{es} = s_i, \quad \text{adiabatic and reversible}$$

$$\text{Process Eq.8.32: } T_{es} = T_i(P_e/P_i)^{(k-1)/k}$$

Properties from Eq.12.23, 12.15 and 8.30

$$C_{P_{\text{mix}}} = 0.6 \times 5.193 + 0.4 \times 1.042 = 3.5326 \text{ kJ/kg K}$$

$$R_{\text{mix}} = 0.6 \times 2.0771 + 0.4 \times 0.2968 = 1.365 \text{ kJ/kg K}$$

$$(k-1)/k = R/C_{P_{\text{mix}}} = 1.365/3.5326 = 0.3864$$

$$T_{es} = 800(100/1000)^{0.3864} = 328.6 \text{ K}$$

$$w_{T_s} = C_p(T_i - T_{es}) = 3.5326(800 - 328.6) = 1665 \text{ kJ/kg}$$

$$w_{T_{ac}} = \eta w_{T_s} = 1415.5 \text{ kJ/kg}$$

$$\dot{W}_{T_{ac}} = \dot{m}w_{T_{ac}} = \mathbf{2831 \text{ kW}}$$

12.67

Repeat Problem 12.50 for an isentropic compressor efficiency of 82%.

Solution:

C.V. Compressor. Steady, adiabatic $q = 0$, reversible $s_{\text{gen}} = 0$

Energy Eq.6.13: $-w = h_{\text{ex}} - h_{\text{in}}$; Entropy Eq.9.8: $s_i + s_{\text{gen}} = s_i = s_e$

Process: reversible $\Rightarrow s_{\text{gen}} = 0 \Rightarrow s_e = s_i$

Assume ideal gas mixture and constant heat capacity, so we need k and C_p

From Eq.12.15 and 12.23:

$$R_{\text{mix}} = \sum c_i R_i = 0.75 \times 0.5183 + 0.25 \times 0.2765 = 0.45785 \text{ kJ/kg K}$$

$$C_{p \text{ mix}} = \sum c_i C_{p_i} = 0.75 \times 2.254 + 0.25 \times 1.766 = 2.132 \text{ kJ/kg K}$$

$$C_v = C_{p \text{ mix}} - R_{\text{mix}} = 2.132 - 0.45785 = 1.6742 \text{ kJ/kg K}$$

Ratio of specific heats: $k = C_p / C_v = 1.2734$

The isentropic process gives Eq.8.32

$$T_e = T_i (P_e / P_i)^{(k-1)/k} = 290 (250/100)^{0.2147} = 353 \text{ K}$$

Work from the energy equation:

$$w_{c \text{ in}} = C_p (T_e - T_i) = 2.132 (353 - 290) = 134.3 \text{ kJ/kg}$$

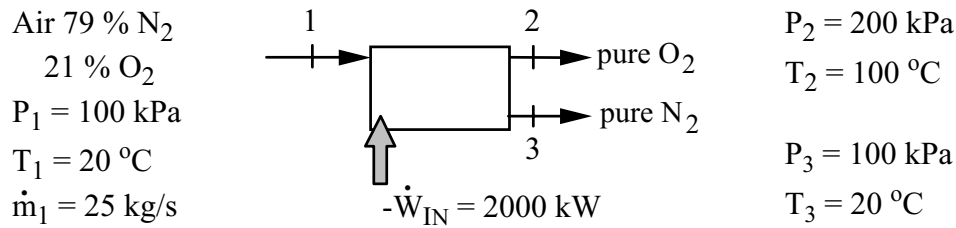
The actual compressor requires more work

$$w_{c \text{ actual}} = w_{c \text{ in}} / \eta = 134.3 / 0.82 = \mathbf{163.8 \text{ kJ/kg}} = C_p (T_{e \text{ actual}} - T_i)$$

$$\Rightarrow T_{e \text{ actual}} = T_i + w_{c \text{ actual}} / C_p = 290 + 163.8 / 2.132 = \mathbf{366.8 \text{ K}}$$

12.68

A large air separation plant takes in ambient air (79% N₂, 21% O₂ by mole) at 100 kPa, 20°C, at a rate of 25 kg/s. It discharges a stream of pure O₂ gas at 200 kPa, 100°C, and a stream of pure N₂ gas at 100 kPa, 20°C. The plant operates on an electrical power input of 2000 kW. Calculate the net rate of entropy change for the process.



Solution:

To have the flow terms on a mass basis let us find the mass fractions

$$\text{From Eq. 12.3: } c_i = y_i M_i / \sum y_j M_j$$

$$c_{\text{O}_2} = 0.21 \times 32 / [0.21 \times 32 + 0.79 \times 28.013] = 0.23293 ;$$

$$c_{\text{N}_2} = 1 - c_{\text{O}_2} = 0.76707$$

$$\dot{m}_2 = c_{\text{O}_2} \dot{m}_1 = 5.823 \text{ kg/s} ; \quad \dot{m}_3 = c_{\text{N}_2} \dot{m}_1 = 19.177 \text{ kg/s}$$

The energy equation, Eq.6.10 gives the heat transfer rate as

$$\begin{aligned} \dot{Q}_{CV} &= \sum \dot{m} \Delta h_i + \dot{W}_{CV} = \dot{m}_{\text{O}_2} C_{P_{\text{O}_2}} (T_2 - T_1) + \dot{m}_{\text{N}_2} C_{P_{\text{N}_2}} (T_3 - T_1) + \dot{W}_{CV} \\ &= 5.823 \times 0.922 \times (100 - 20) + 0 - 2000 = -1570.5 \text{ kW} \end{aligned}$$

The entropy equation, Eq.9.7 gives the generation rates as

$$\dot{S}_{\text{gen}} = \sum \dot{m}_i \Delta s_i - \dot{Q}_{CV} / T_0 = (\dot{m}_2 s_2 + \dot{m}_3 s_3 - \dot{m}_1 s_1) - \dot{Q}_{CV} / T_0$$

Use Eq.8.25 for the entropy change

$$\begin{aligned} \sum \dot{m}_i \Delta s_i &= 5.823 \left[0.922 \ln \frac{373.2}{293.2} - 0.2598 \ln \frac{200}{21} \right] \\ &\quad + 19.177 [0 - 0.2968 \ln (100/79)] = -3.456 \text{ kW/K} \end{aligned}$$

$$\dot{S}_{\text{gen}} = 1570.5/293.2 - 3.456 = \mathbf{1.90 \text{ kW/K}}$$

12.69

A steady flow of 0.3 kg/s of 50% carbon dioxide and 50% water by mass at 1200K and 200 kPa is used in a heat exchanger where 300 kW is extracted from the flow. Find the flow exit temperature and the rate of change of entropy using Table A.8.

Solution:

C.V. Heat exchanger, Steady, 1 inlet, 1 exit, no work.

Continuity Eq.: $c_{\text{CO}_2} = c_{\text{H}_2\text{O}} = 0.5$

Energy Eq.: $\dot{Q} = \dot{m}(h_e - h_i) \Rightarrow h_e = h_i + \dot{Q}/\dot{m}$

Inlet state: Table A.8 $h_i = 0.5 \times 1223.34 + 0.5 \times 2466.25 = 1844.8 \text{ kJ/kg}$

Exit state: $h_e = h_i + \dot{Q}/\dot{m} = 1844.8 - 300/0.3 = 844.8 \text{ kJ/kg}$

Trial and error for T with h values from Table A.8

$$\text{@}500 \text{ K } h_e = 0.5(401.52 + 935.12) = 668.32 \text{ kJ/kg}$$

$$\text{@}600 \text{ K } h_e = 0.5(506.07 + 1133.67) = 819.87 \text{ kJ/kg}$$

$$\text{@}650 \text{ K } h_e = 0.5(560.51 + 1235.30) = 897.905 \text{ kJ/kg}$$

Interpolate to have the right h: **T = 616 K**

Entropy Eq.9.8: $\dot{m}s_e = \dot{m}s_i + \dot{Q}/T + \dot{S}_{\text{gen}}$

The rate of change of entropy for the flow is (P is assumed constant)

$$\begin{aligned} \dot{m}(s_e - s_i) &= \dot{m}(s_{T_e}^o - s_{T_i}^o) \\ &= 0.3[0.5(5.5558 - 6.3483) + 0.5(11.8784 - 13.3492)] \\ &= \mathbf{-0.339 \text{ kW/K}} \end{aligned}$$

The entropy generation rate cannot be estimated unless the average T at which the heat transfer leaves the control volume is known.

12.70

A steady flow of 0.01 kmol/s of 50% carbon dioxide and 50% water at 1200K and 200 kPa is used in a heat exchanger where 300 kW is extracted from the flow. Find the flow exit temperature and the rate of change of entropy using Table A.9.

C.V. Heat exchanger, Steady flow, 1 inlet, 1 exit, no work.

$$\text{Continuity Eq.: } y_{\text{CO}_2} = y_{\text{H}_2\text{O}} = 0.5$$

$$\text{Energy Eq.: } \dot{Q} = \dot{m}(h_e - h_i) = \dot{n}(\bar{h}_e - \bar{h}_i) \Rightarrow \bar{h}_e = \bar{h}_i + \dot{Q}/\dot{n}$$

$$\text{Inlet state: Table A.9 } \bar{h}_i = 0.5 \times 44473 + 0.5 \times 34506 = 39489.5 \text{ kJ/kmol}$$

$$\text{Exit state: } \bar{h}_e = \bar{h}_i + \dot{Q}/\dot{n} = 39489.5 - 300/0.01 = 9489.5 \text{ kJ/kmol}$$

Trial and error for T with h values from Table A.9

$$\text{@500 K } \bar{h}_e = 0.5(8305 + 6922) = 7613.5 \text{ kJ/kmol}$$

$$\text{@600 K } \bar{h}_e = 0.5(12906 + 10499) = 11702.5 \text{ kJ/kmol}$$

Interpolate to have the right h: **T = 545.9 K**

12.71

A flow of 1.8 kg/s steam at 400 kPa, 400°C is mixed with 3.2 kg/s oxygen at 400 kPa, 400 K in a steady flow mixing-chamber without any heat transfer. Find the exit temperature and the rate of entropy generation.

C.V. Mixing chamber, steady flow, no work, no heat transfer. To do the entropies we need the mole fractions.

$$\dot{n}_{\text{H}_2\text{O}} = \frac{\dot{m}_{\text{H}_2\text{O}}}{M_{\text{H}_2\text{O}}} = \frac{1.8}{18.015} = 0.1 \text{ kmol/s}; \quad \dot{n}_{\text{O}_2} = \frac{\dot{m}_{\text{O}_2}}{M_{\text{O}_2}} = \frac{3.2}{31.999} = 0.1 \text{ kmol/s}$$

$$y_{\text{H}_2\text{O}} = y_{\text{O}_2} = 0.5$$

$$\text{Energy Eq.:} \quad \dot{m}_{\text{H}_2\text{O}} h_1 + \dot{m}_{\text{O}_2} h_2 = \dot{m}_{\text{H}_2\text{O}} h_{3 \text{ H}_2\text{O}} + \dot{m}_{\text{O}_2} h_{3 \text{ O}_2}$$

$$\text{Entropy Eq.:} \quad \dot{m}_{\text{H}_2\text{O}} s_1 + \dot{m}_{\text{O}_2} s_2 + \dot{S}_{\text{gen}} = \dot{m}_{\text{H}_2\text{O}} s_{3 \text{ H}_2\text{O}} + \dot{m}_{\text{O}_2} s_{3 \text{ O}_2}$$

Solve for T from the energy equation

$$\dot{m}_{\text{H}_2\text{O}} (h_{3 \text{ H}_2\text{O}} - h_1) + \dot{m}_{\text{O}_2} (h_{3 \text{ O}_2} - h_2) = 0$$

$$\dot{m}_{\text{H}_2\text{O}} C_{P \text{ H}_2\text{O}}(T_3 - T_1) + \dot{m}_{\text{O}_2} C_{P \text{ O}_2}(T_3 - T_2) = 0$$

$$1.8 \times 1.872 (T_3 - 400 - 273.15) + 3.2 \times 0.922(T_3 - 400) = 0$$

$$T_3 = \mathbf{545.6 \text{ K}}$$

$$\dot{S}_{\text{gen}} = \dot{m}_{\text{H}_2\text{O}} (s_{3 \text{ H}_2\text{O}} - s_1) + \dot{m}_{\text{O}_2} (s_{3 \text{ O}_2} - s_2)$$

$$= \dot{m}_{\text{H}_2\text{O}} \left[C_{P \text{ H}_2\text{O}} \ln \frac{T_3}{T_1} - R \ln y_{\text{H}_2\text{O}} \right] + \dot{m}_{\text{O}_2} \left[C_{P \text{ O}_2} \ln \frac{T_3}{T_2} - R \ln y_{\text{O}_2} \right]$$

$$= 1.8 \left[1.872 \ln \frac{545.6}{673.15} - 0.4615 \ln 0.5 \right]$$

$$+ 3.2 \left[0.922 \ln \frac{545.6}{400} - 0.2598 \ln 0.5 \right]$$

$$= -0.132 + 1.492 = \mathbf{1.36 \text{ kW/K}}$$

12.72

A tank has two sides initially separated by a diaphragm. Side A contains 1 kg of water and side B contains 1.2 kg of air, both at 20°C, 100 kPa. The diaphragm is now broken and the whole tank is heated to 600°C by a 700°C reservoir. Find the final total pressure, heat transfer and total entropy generation.

C.V. Total tank out to reservoir.

$$\text{Energy Eq.5.11: } U_2 - U_1 = m_a(u_2 - u_1)_a + m_v(u_2 - u_1)_v = {}_1Q_2$$

Entropy Eq.8.14 and 8.18:

$$S_2 - S_1 = m_a(s_2 - s_1)_a + m_v(s_2 - s_1)_v = {}_1Q_2/T_{\text{res}} + S_{\text{gen}}$$

$$\text{Volume: } V_2 = V_A + V_B = m_v v_{v1} + m_a v_{a1} = 0.001 + 1.009 = 1.01 \text{ m}^3$$

$$v_{v2} = V_2/m_v = 1.01, \quad T_2 \Rightarrow P_{2v} = 400 \text{ kPa}$$

$$v_{a2} = V_2/m_a = 0.8417, \quad T_2 \Rightarrow P_{2a} = mRT_2/V_2 = 297.7 \text{ kPa}$$

$$P_{2\text{tot}} = P_{2v} + P_{2a} = \mathbf{697.7 \text{ kPa}}$$

Water table B.1: $u_1 = 83.95 \text{ kJ/kg}$, $u_2 = 3300 \text{ kJ/kg}$,

$$s_1 = 0.2966 \text{ kJ/kg K}, \quad s_2 = 8.4558 \text{ kJ/kg K}$$

Air table A.7: $u_1 = 293 \text{ kJ/kg}$, $u_2 = 652.3 \text{ kJ/kg}$,

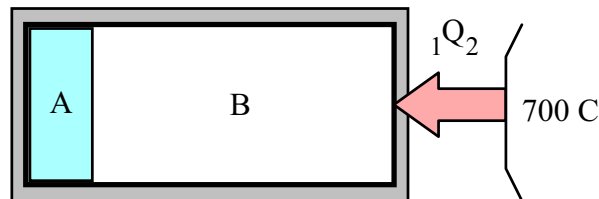
$$s_{T1} = 2.492 \text{ kJ/kg K}, \quad s_{T2} = 3.628 \text{ kJ/kg K}$$

From energy equation we have

$${}_1Q_2 = 1(3300 - 83.95) + 1.2(652.3 - 293) = \mathbf{3647.2 \text{ kJ}}$$

From the entropy equation we have

$$S_{\text{gen}} = 1(8.4558 - 0.2966) + 1.2[3.628 - 2.492 - 0.287 \times \ln(301.6/100)] \\ - 3647.2 / 973.2 = \mathbf{5.4 \text{ kJ/K}}$$



12.73

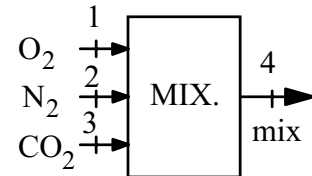
Three steady flows are mixed in an adiabatic chamber at 150 kPa. Flow one is 2 kg/s of O₂ at 340 K, flow two is 4 kg/s of N₂ at 280 K and flow three is 3 kg/s of CO₂ at 310 K. All flows are at 150 kPa the same as the total exit pressure. Find the exit temperature and the rate of entropy generation in the process.

Solution:

C.V. Mixing chamber, no heat transfer, no work.

Continuity Eq.6.9: $\dot{m}_1 + \dot{m}_2 + \dot{m}_3 = \dot{m}_4$

Energy Eq.6.10: $\dot{m}_1 h_1 + \dot{m}_2 h_2 + \dot{m}_3 h_3 = \dot{m}_4 h_4$



Entropy Eq.9.7: $\dot{m}_1 s_1 + \dot{m}_2 s_2 + \dot{m}_3 s_3 + \dot{S}_{gen} = \dot{m}_4 s_4$

Assume ideal gases and since T is close to 300 K use heat capacity from A.5 in the energy equation as

$$\begin{aligned} \dot{m}_1 C_{P O_2} (T_1 - T_4) + \dot{m}_2 C_{P N_2} (T_2 - T_4) + \dot{m}_3 C_{P CO_2} (T_3 - T_4) &= 0 \\ 2 \times 0.922 \times 340 + 4 \times 1.042 \times 280 + 3 \times 0.842 \times 310 & \\ &= (2 \times 0.922 + 4 \times 1.042 + 3 \times 0.842) T_4 \\ \Rightarrow 2577.06 = 8.538 T_4 &\quad \Rightarrow \quad \mathbf{T_4 = 301.83 \text{ K}} \end{aligned}$$

State 4 is a mixture so the component exit pressure is the partial pressure. For each component $s_e - s_i = C_p \ln(T_e / T_i) - R \ln(P_e / P_i)$ and the pressure ratio is $P_e / P_i = y P_4 / P_i = y$ for each.

$$\begin{aligned} n = \sum \frac{m}{M} &= \frac{2}{32} + \frac{4}{28.013} + \frac{3}{44.01} = 0.0625 + 0.1428 + 0.06817 = 0.2735 \\ y_{O_2} &= \frac{0.0625}{0.2735} = 0.2285, \quad y_{N_2} = \frac{0.1428}{0.2735} = 0.5222, \quad y_{CO_2} = \frac{0.06817}{0.2735} = 0.2493 \end{aligned}$$

The entropy generation becomes

$$\begin{aligned} \dot{S}_{gen} &= \dot{m}_1 (s_4 - s_1) + \dot{m}_2 (s_4 - s_2) + \dot{m}_3 (s_4 - s_3) \\ &= 2 [0.922 \ln(301.83/340) - 0.2598 \ln(0.2285)] \\ &\quad + 4 [1.042 \ln(301.83/280) - 0.2968 \ln(0.5222)] \\ &\quad + 3 [0.842 \ln(301.83/310) - 0.1889 \ln(0.2493)] \\ &= 0.5475 + 1.084 + 0.2399 = \mathbf{1.871 \text{ kW/K}} \end{aligned}$$

12.74

Reconsider the Problem 12.53, but let the tanks have a small amount of heat transfer so the final mixture is at 400 K. Find the final pressure, the heat transfer and the entropy change for the process.

C.V. Both tanks. Control mass with mixing and heating of two ideal gases.

$$n_{\text{Ar}} = P_{\text{A1}} V_{\text{A}} / \bar{R} T_{\text{A1}} = \frac{300 \times 1}{8.3145 \times 283.2} = 0.1274 \text{ kmol}$$

$$n_{\text{C}_2\text{H}_6} = P_{\text{B1}} V_{\text{B}} / \bar{R} T_{\text{B1}} = \frac{200 \times 2}{8.3145 \times 323.2} = 0.1489 \text{ kmol}$$

Continuity Eq.: $n_2 = n_{\text{Ar}} + n_{\text{C}_2\text{H}_6} = 0.2763 \text{ kmol}$

Energy Eq.: $U_2 - U_1 = n_{\text{Ar}} \bar{C}_{\text{V0}} (T_2 - T_{\text{A1}}) + n_{\text{C}_2\text{H}_6} \bar{C}_{\text{V0}} (T_2 - T_{\text{B1}}) = {}_1Q_2$

$$P_2 = n_2 \bar{R} T_2 / (V_{\text{A}} + V_{\text{B}}) = 0.2763 \times 8.3145 \times 400 / 3 = \mathbf{306.3 \text{ kPa}}$$

$${}_1Q_2 = 0.1274 \times 39.948 \times 0.312 (400 - 283.15)$$

$$+ 0.1489 \times 30.07 \times 1.49 (400 - 323.15) = \mathbf{698.3 \text{ kJ}}$$

$$\Delta S_{\text{SURR}} = -{}_1Q_2 / T_{\text{SURR}}; \quad \Delta S_{\text{SYS}} = n_{\text{Ar}} \Delta \bar{S}_{\text{Ar}} + n_{\text{C}_2\text{H}_6} \Delta \bar{S}_{\text{C}_2\text{H}_6}$$

$$y_{\text{Ar}} = 0.1274 / 0.2763 = 0.4611$$

$$\Delta \bar{S}_{\text{Ar}} = \bar{C}_{\text{P Ar}} \ln \frac{T_2}{T_{\text{A1}}} - \bar{R} \ln \frac{y_{\text{Ar}} P_2}{P_{\text{A1}}}$$

$$= 39.948 \times 0.520 \ln \frac{400}{283.15} - 8.3145 \ln \frac{0.4611 \times 306.3}{300}$$

$$= 13.445 \text{ kJ/kmol K}$$

$$\Delta \bar{S}_{\text{C}_2\text{H}_6} = \bar{C}_{\text{C}_2\text{H}_6} \ln \frac{T_2}{T_{\text{B1}}} - \bar{R} \ln \frac{y_{\text{C}_2\text{H}_6} P_2}{P_{\text{B1}}}$$

$$= 30.07 \times 1.766 \ln \frac{400}{323.15} - 8.3145 \ln \frac{0.5389 \times 306.3}{200}$$

$$= 12.9270 \text{ kJ/kmol K}$$

Assume the surroundings are at 400 K (it heats the gas)

$$\Delta S_{\text{NET}} = n_{\text{Ar}} \Delta \bar{S}_{\text{Ar}} + n_{\text{C}_2\text{H}_6} \Delta \bar{S}_{\text{C}_2\text{H}_6} + \Delta S_{\text{SURR}}$$

$$= 0.1274 \times 13.445 + 0.1489 \times 12.9270 - 698.3 / 400$$

$$= \mathbf{1.892 \text{ kJ/K}}$$

Air- water vapor mixtures**12.75**

Atmospheric air is at 100 kPa, 25°C and relative humidity 75%. Find the absolute humidity and the dew point of the mixture. If the mixture is heated to 30°C what is the new relative humidity?

Solution:

$$\text{Eq.12.25: } P_v = \phi P_g = 0.75 \times 3.169 = 2.377 \text{ kPa}$$

$$\text{Eq.12.28: } w = 0.622 P_v / (P_{\text{tot}} - P_v) = 0.622 \times 2.377 / (100 - 2.377) = 0.01514$$

T_{dew} is the T such that $P_g(T) = P_v = 2.377 \text{ kPa}$

$$\text{B.1.1} \quad \Rightarrow \quad T \cong 20.2 \text{ }^\circ\text{C}$$

Heating \Rightarrow w is constant \Rightarrow P_v is constant

From Table B.1.1: $P_g(30^\circ\text{C}) = 4.246 \text{ kPa}$

$$\phi = P_v / P_g = 2.377 / 4.246 = \mathbf{0.56 \text{ or } 56 \%}$$

12.76

Consider 100 m^3 of atmospheric air which is an air–water vapor mixture at 100 kPa, 15°C , and 40% relative humidity. Find the mass of water and the humidity ratio. What is the dew point of the mixture?

Solution:

Air-vapor $P = 100 \text{ kPa}$, $T = 15^\circ\text{C}$, $\phi = 40\%$

Use Table B.1.1 and then Eq.12.25

$$P_g = P_{\text{sat}15} = 1.705 \text{ kPa} \Rightarrow P_v = \phi P_g = 0.4 \times 1.705 = 0.682 \text{ kPa}$$

$$m_v = \frac{P_v V}{R_v T} = \frac{0.682 \times 100}{0.461 \times 288.15} = \mathbf{0.513 \text{ kg}}$$

$$P_a = P_{\text{tot}} - P_{v1} = 100 - 0.682 = 99.32 \text{ kPa}$$

$$m_a = \frac{P_a V}{R_a T} = \frac{99.32 \times 100}{0.287 \times 288.15} = 120.1 \text{ kg}$$

$$w_1 = \frac{m_v}{m_a} = \frac{0.513}{120.1} = \mathbf{0.0043}$$

T_{dew} is T when $P_v = P_g = 0.682 \text{ kPa}$;

Table B.1.2 gives $T = \mathbf{1.4^\circ\text{C}}$

12.77

The products of combustion are flowing through a heat exchanger with 12% CO₂, 13% H₂O and 75% N₂ on a volume basis at the rate 0.1 kg/s and 100 kPa. What is the dew-point temperature? If the mixture is cooled 10°C below the dew-point temperature, how long will it take to collect 10 kg of liquid water?

Solution:

Volume basis is the same as mole fraction

$$y_{\text{H}_2\text{O}} = 0.13; \quad P_{\text{H}_2\text{O}} = 0.13 \times 100 = 13 \text{ kPa},$$

$$\text{Table B.1.2} \quad T_{\text{DEW}} = \mathbf{50.95 \text{ }^\circ\text{C}}$$

$$\text{Cool to } 40.95 \text{ }^\circ\text{C} < T_{\text{DEW}} \text{ so saturated} \quad \rightarrow P_{\text{G}} = 7.805 \text{ kPa}$$

$$y_{\text{H}_2\text{O}} = 7.805/100 = n_{\text{H}_2\text{O}(\text{v})}/(n_{\text{H}_2\text{O}(\text{v})} + 0.87)$$

$$n_{\text{H}_2\text{O}(\text{v})} = 0.07365 \text{ per kmol mix in}$$

$$\rightarrow n_{\text{LIQ}} = 0.13 - 0.07365 = 0.05635$$

$$M_{\text{MIX IN}} = 0.12 \times 44.01 + 0.13 \times 18.015 + 0.75 \times 28.013 = 28.63 \text{ kg/kmol}$$

$$\dot{n}_{\text{MIX IN}} = \dot{m}_{\text{TOTAL}}/M_{\text{MIX IN}} = 0.1/28.63 = 0.003493 \text{ kmol/s}$$

$$\dot{n}_{\text{LIQ COND}} = 0.003493 \times 0.05635 = 0.000197 \text{ kmol/s}$$

$$\text{or } \dot{m}_{\text{LIQ COND}} = 0.000197 \times 18.015 = 0.00355 \text{ kg/s}$$

For 10 kg, takes ~ **47 minutes**

12.78

A flow of 1 kg/s saturated moist air (relative humidity 100%) at 100 kPa, 10°C goes through a heat exchanger and comes out at 25°C. What is the exit relative humidity and how much power is needed?

Solution:

$$\text{State 1 : } \phi_1 = 1 ; \quad P_v = P_g = 1.2276$$

$$\text{Eq.12.28: } w = 0.622 P_v/P_a = 0.622 \times 1.2276/(100 - 1.2276) = 0.00773$$

$$\text{State 2 : } \text{No water added} \Rightarrow w_2 = w_1 \Rightarrow P_{v2} = P_{v1}$$

$$\phi_2 = P_{v2}/P_{g2} = 1.2276/3.169 = 0.387 \text{ or } 39 \%$$

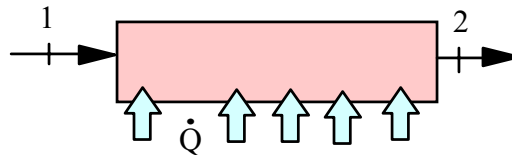
Energy Eq.6.10

$$\dot{Q} = \dot{m}_2 h_2 - \dot{m}_1 h_1 = \dot{m}_a (h_2 - h_1)_{\text{air}} + w \dot{m}_a (h_2 - h_1)_{\text{vapor}}$$

$$\dot{m}_{\text{tot}} = \dot{m}_a + \dot{m}_v = \dot{m}_a (1 + w_1)$$

Energy equation with $C_{P \text{ air}}$ from A.5 and h 's from B.1.1

$$\begin{aligned} \dot{Q} &= \frac{\dot{m}_{\text{tot}}}{1 + w_1} C_{P \text{ air}} (25 - 10) + \frac{\dot{m}_{\text{tot}}}{1 + w_1} w (h_{g2} - h_{g1}) \\ &= \frac{1}{1.00773} \times 1.004(25 - 10) + \frac{1 \times 0.00773}{1.00773} (2547.17 - 2519.74) \\ &= 14.9445 + 0.210407 = \mathbf{15.15 \text{ kW}} \end{aligned}$$



12.79

A new high-efficiency home heating system includes an air-to-air heat exchanger which uses energy from outgoing stale air to heat the fresh incoming air. If the outside ambient temperature is -10°C and the relative humidity is 30%, how much water will have to be added to the incoming air, if it flows in at the rate of $1\text{ m}^3/\text{s}$ and must eventually be conditioned to 20°C and 40% relative humidity?

Solution:

Outside ambient air: $P_{V1} = \phi_1 P_{G1} = 0.30 \times 0.2602 = 0.078\text{ kPa}$

Assuming $P_1 = P_2 = 100\text{ kPa}$, $\Rightarrow P_{A1} = 100 - 0.078 = 99.922\text{ kPa}$

$$\dot{m}_A = \frac{P_{A1} \dot{V}_1}{R_A T_1} = \frac{99.922 \times 1}{0.287 \times 263.2} = 1.3228\text{ kg/s}$$

From Eq.12.28: $w_1 = 0.622 \times \frac{0.078}{99.922} = 0.00049$

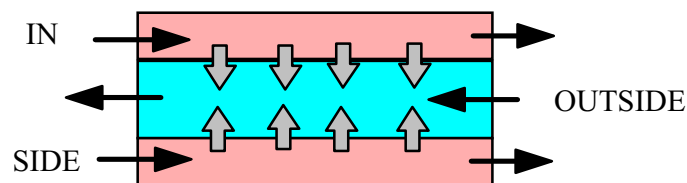
Conditioned to : $T_2 = 20^{\circ}\text{C}$, $\phi_2 = 0.40$

Eq.12.25: $P_{V2} = \phi_2 P_{G2} = 0.40 \times 2.339 = 0.9356\text{ kPa} \Rightarrow$

Eq.12.28: $w_2 = 0.622 \times \frac{0.9356}{99.064} = 0.00587$

Continuity equation for water,

$$\begin{aligned} \dot{m}_{\text{LIQ IN}} &= \dot{m}_A (w_2 - w_1) = 1.3228 (0.00587 - 0.00049) \\ &= 0.00712\text{ kg/s} = \mathbf{25.6\text{ kg/h}} \end{aligned}$$



12.80

Consider a $1 \text{ m}^3/\text{s}$ flow of atmospheric air at 100 kPa , 25°C , and 80% relative humidity. Assume this flows into a basement room where it cools to 15°C , 100 kPa . How much liquid water will condense out?

Solution:

$$\text{State 1: } P_g = P_{\text{sat}25} = 3.169 \text{ kPa} \Rightarrow P_v = \phi P_g = 0.8 \times 3.169 = 2.535 \text{ kPa}$$

$$\dot{m}_{v1} = \frac{P_v \dot{V}}{R_v T} = \frac{2.535 \times 1}{0.461 \times 298.15} = 0.0184 \text{ kg/s}$$

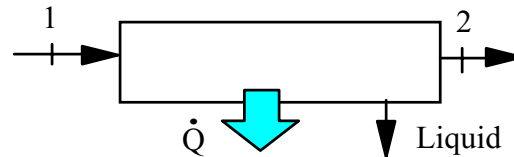
$$w_1 = \frac{\dot{m}_{v1}}{\dot{m}_{A1}} = 0.622 \frac{P_{v1}}{P_{A1}} = 0.622 \frac{2.535}{100 - 2.535} = 0.0162$$

$$\dot{m}_{A1} = \frac{\dot{m}_{v1}}{w_1} = \frac{0.0184}{0.0162} = 1.136 \text{ kg/s} = \dot{m}_{A2} \quad (\text{continuity for air})$$

Check for state 2:

$$P_{g15^\circ\text{C}} = 1.705 \text{ kPa} < P_{v1}$$

so liquid water out.



State 2 is saturated $\phi_2 = 100\%$, $P_{v2} = P_{g2} = 1.705 \text{ kPa}$

$$w_2 = 0.622 \frac{P_{v2}}{P_{A2}} = 0.622 \frac{1.705}{100 - 1.705} = 0.0108$$

$$\dot{m}_{v2} = w_2 \dot{m}_{A2} = 0.0108 \times 1.136 = 0.0123 \text{ kg/s}$$

$$\dot{m}_{\text{liq}} = \dot{m}_{v1} - \dot{m}_{v2} = 0.0184 - 0.0123 = \mathbf{0.0061 \text{ kg/s}}$$

Note that the given volume flow rate at the inlet is not that at the exit. The mass flow rate of dry air is the quantity that is the same at the inlet and exit.

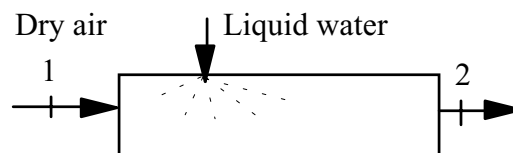
12.81

A flow of 2 kg/s completely dry air at T_1 , 100 kPa is cooled down to 10°C by spraying liquid water at 10°C , 100 kPa into it so it becomes saturated moist air at 10°C . The process is steady state with no external heat transfer or work. Find the exit moist air humidity ratio and the flow rate of liquid water. Find also the dry air inlet temperature T_1 .

Solution:

2: saturated $P_v = P_g = 1.2276 \text{ kPa}$ and $h_{fg}(10^\circ\text{C}) = 2477.7 \text{ kJ/kg}$

Eq.12.25: $w_2 = 0.622 \times 1.2276 / (100 - 1.2276) = \mathbf{0.00773}$



C.V. Box

Continuity Eq.: $\dot{m}_a + \dot{m}_{liq} = \dot{m}_a(1 + w_2) \Rightarrow$

$$\dot{m}_{liq} = w_2 \dot{m}_a = \mathbf{0.0155 \text{ kg/s}}$$

Energy Eq.: $\dot{m}_a h_{a1} + \dot{m}_{liq} h_f = \dot{m}_a (h_{a2} + w_2 h_{g2})$

$$h_{a1} - h_{a2} = C_{pa} (T_1 - T_2) = w_2 h_{g2} - w_2 h_f = w_2 h_{fg} = \mathbf{19.15 \text{ kJ/kg dry air}}$$

$$\Rightarrow T_1 = \mathbf{29.1^\circ\text{C}}$$

12.82

A piston/cylinder has 100 kg of saturated moist air at 100 kPa, 5°C. If it is heated to 45°C in an isobaric process, find ${}_1Q_2$ and the final relative humidity. If it is compressed from the initial state to 200 kPa in an isothermal process, find the mass of water condensing.

Solution:

$$\text{Energy Eq.:} \quad m(u_2 - u_1) = {}_1Q_2 - {}_1W_2,$$

$$\text{Initial state 1: } \phi_1 = 100\%, \text{ Table B.1.1: } P_{v1} = 0.8721 \text{ kPa, } h_{v1} = 2510.54$$

$$\text{Eq.12.28} \quad w_1 = 0.622 \frac{P_{v1}}{P_{\text{tot}} - P_{v1}} = \frac{0.8721}{100 - 0.8721} = 0.005472$$

$$\text{Eq.12.26 with } m_a = m_{\text{tot}} - m_{v1} = m_{\text{tot}} - w_1 m_a \text{ gives}$$

$$m_a = m_{\text{tot}} / (1 + w_1) = 99.456 \text{ kg,}$$

$$\text{Eq.12.26} \quad m_{v1} = w_1 m_a = 0.544 \text{ kg}$$

$$\text{Case a: } P = \text{constant} \Rightarrow {}_1W_2 = mP(v_2 - v_1) \Rightarrow$$

$${}_1Q_2 = m(u_2 - u_1) + {}_1W_2 = m(h_2 - h_1) = m_a C_p (T_2 - T_1) + m(h_{v2} - h_{v1})$$

$$\text{State 2: } w_2 = w_1, \quad T_2 \Rightarrow P_{v2} = P_{v1} \quad \text{and}$$

$$\text{Table B.1.1: } h_{v2} = 2583.19 \text{ kJ/kg, } P_{g2} = 9.593 \text{ kPa}$$

$$\text{Eq.12.25} \quad \phi_2 = \frac{P_{v2}}{P_{g2}} = \frac{0.8721}{9.593} = 0.091 \quad \text{or} \quad \phi_2 = \mathbf{9.1\%}$$

From the energy equation

$${}_1Q_2 = 99.456 \times 1.004(45 - 5) + 0.544(2583.19 - 2510.54) = \mathbf{4034 \text{ kJ}}$$

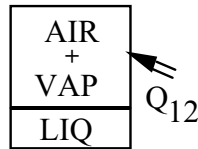
$$\text{Case b: } T = \text{constant} \ \& \ \phi_2 = 100\% \Rightarrow P_v = P_g = 0.8721 \text{ kPa}$$

$$w_2 = 0.622 \frac{P_{v2}}{P_{a2}} = 0.622 \frac{P_{v2}}{P_{\text{tot}2} - P_{v2}} = \frac{0.8721}{200 - 0.8721} = 0.002724$$

$$m_{v2} = w_2 m_a = 0.271 \text{ kg,} \quad m_{\text{liq}} = m_{v1} - m_{v2} = \mathbf{0.273 \text{ kg}}$$

12.83

A saturated air-water vapor mixture at 20 °C, 100 kPa, is contained in a 5-m³ closed tank in equilibrium with 1 kg of liquid water. The tank is heated to 80°C. Is there any liquid water in the final state? Find the heat transfer for the process.



a) Since $V_{\text{LIQ}} = m_{\text{LIQ}} v_F \approx 0.001 \text{ m}^3$, $V_{\text{GAS}} \approx V$
 $\phi_1 = 1.00 \rightarrow P_{v1} = P_{G1} = 2.339 \text{ kPa}$
 $w_1 = 0.622 \times 2.339 / (100 - 2.339) = 0.0149$

$$m_a = \frac{P_{a1} V}{R_a T_1} = \frac{97.661 \times 4.999}{0.287 \times 293.2} = 5.802 \text{ kg} \quad \Rightarrow \quad m_{v1} = w_1 m_a = 0.086 \text{ kg}$$

At state 2: $P_{a2} = 97.661 \times \frac{353.2}{293.2} \times \frac{4.999}{5} = 117.623 \text{ kPa}$

$$w_{\text{MAX}2} = 0.622 \times 47.39 / 117.623 = 0.2506$$

But $w_{2 \text{ ACTUAL}} = \frac{0.086 + 1.0}{5.802} = 0.1872 < w_{\text{MAX}2} \rightarrow \text{No liquid at 2}$

$$\begin{aligned} Q_{12} &= m_a (u_{a2} - u_{a1}) + m_{v2} u_{v2} - m_{v1} u_{v1} - m_{\text{liq}1} u_{\text{liq}1} \\ &= 5.802 \times 0.717(80 - 20) + 1.086 \times 2482.2 - 0.086 \times 2402.9 - 1 \times 84.0 \\ &= 249.6 + 2695.7 - 206.65 - 84 = \mathbf{2655 \text{ kJ}} \end{aligned}$$

12.84

Ambient moist air enters a steady-flow air-conditioning unit at 102 kPa, 30°C, with a 60% relative humidity. The volume flow rate entering the unit is 100 L/s. The moist air leaves the unit at 95 kPa, 15°C, with a relative humidity of 100%. Liquid condensate also leaves the unit at 15°C. Determine the rate of heat transfer for this process.

Solution:

$$\text{State 1: } P_{V1} = \phi_1 P_{G1} = 0.60 \times 4.246 = 2.5476$$

$$w_1 = 0.622 \times 2.5476 / (102 - 2.5476) = 0.01593$$

$$\dot{m}_A = \frac{P_{A1} \dot{V}_1}{R_A T_1} = \frac{99.45 \times 0.1}{0.287 \times 303.2} = 0.1143 \text{ kg/s}$$

$$P_{V2} = P_{G2} = 1.705, \quad w_2 = 0.622 \times 1.705 / (95 - 1.705) = 0.01137$$

$$\text{Energy Eq. 6.10: } \dot{Q}_{CV} + \dot{m}_A h_{A1} + \dot{m}_{V1} h_{V1} = \dot{m}_A h_{A2} + \dot{m}_{V2} h_{A2} + \dot{m}_3 h_{L3}$$

$$\begin{aligned} \dot{Q}_{CV} / \dot{m}_A &= C_{P0A} (T_2 - T_1) + w_2 h_{V2} - w_1 h_{V1} + (w_1 - w_2) h_{L3} \\ &= 1.004(15 - 30) + 0.01137 \times 2528.9 - 0.01593 \times 2556.2 \\ &\quad + 0.00456 \times 63.0 = -26.732 \text{ kJ/kg air} \end{aligned}$$

$$\dot{Q}_{CV} = 0.1143(-26.73) = \mathbf{-3.055 \text{ kW}}$$

12.85

Consider a 500-L rigid tank containing an air–water vapor mixture at 100 kPa, 35°C, with a 70% relative humidity. The system is cooled until the water just begins to condense. Determine the final temperature in the tank and the heat transfer for the process.

Solution:

$$P_{v1} = \phi P_{G1} = 0.7 \times 5.628 = 3.9396 \text{ kPa}$$

Since $m_v = \text{const}$ & $V = \text{const}$ & also $P_v = P_{G2}$:

$$P_{G2} = P_{v1} \times T_2 / T_1 = 3.9396 \times T_2 / 308.2 = 0.01278 T_2$$

$$\text{Assume } T_2 = 30^\circ\text{C}: \quad 0.01278 \times 303.2 = 3.875 \neq 4.246 = P_{G \text{ 30C}}$$

$$\text{Assume } T_2 = 25^\circ\text{C}: \quad 0.01278 \times 298.2 = 3.811 \neq 3.169 = P_{G \text{ 25C}}$$

interpolating $\rightarrow T_2 = \mathbf{28.2^\circ\text{C}}$

$$w_2 = w_1 = 0.622 \frac{3.9396}{(100 - 3.9369)} = 0.02551$$

$$m_a = P_{a1} V / R_a T_1 = (100 - 3.94) \times 0.5 / (0.287 \times 308.2) = 0.543 \text{ kg}$$

$$\begin{aligned} \text{1st law Eq. 5.11: } \quad {}_1Q_2 = U_2 - U_1 &= m_a(u_{a2} - u_{a1}) + m_v(u_{v2} - u_{v1}) \\ &= 0.717(28.2 - 35) + 0.02551(2414.2 - 2423.4) = -5.11 \text{ kJ/kg} \end{aligned}$$

$$\rightarrow {}_1Q_2 = 0.543(-5.11) = \mathbf{-2.77 \text{ kJ}}$$

12.86

Air in a piston/cylinder is at 35°C, 100 kPa and a relative humidity of 80%. It is now compressed to a pressure of 500 kPa in a constant temperature process. Find the final relative and specific humidity and the volume ratio V_2/V_1 .

Solution:

Check to see if the second state is saturated or not. First assume no water is condensed

$$1: w_1 = 0.029 \quad 2: w_2 = 0.622 P_{v2}/(P_2 - P_{v2})$$

$$w_2 = w_1 \Rightarrow P_{v2} = 22.568 > P_g = 5.628 \text{ kPa}$$

Conclusion is state 2 is saturated

$$\phi_2 = 100\%, w_2 = 0.622 P_g/(P_2 - P_g) = 0.00699$$

To get the volume ratio, write the ideal gas law for the vapor phases

$$V_2 = V_{a2} + V_{v2} + V_{f2} = (m_a R_a + m_{v2} R_v) T / P_2 + m_{liq} v_f$$

$$V_1 = V_{a1} + V_{v1} = (m_a R_a + m_{v1} R_v) T / P_1$$

Take the ratio and divide through with $m_a R_a T / P_2$ to get

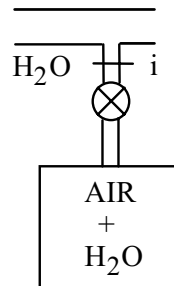
$$\begin{aligned} V_2/V_1 &= (P_1/P_2) [1 + 0.622 w_2 + (w_1 - w_2) P_2 v_f / R_a T] / [1 + 0.622 w_1] \\ &= 0.1973 \end{aligned}$$

The liquid contribution is nearly zero (=0.000126) in the numerator.

12.87

A 300-L rigid vessel initially contains moist air at 150 kPa, 40°C, with a relative humidity of 10%. A supply line connected to this vessel by a valve carries steam at 600 kPa, 200°C. The valve is opened, and steam flows into the vessel until the relative humidity of the resultant moist air mixture is 90%. Then the valve is closed. Sufficient heat is transferred from the vessel so the temperature remains at 40°C during the process. Determine the heat transfer for the process, the mass of steam entering the vessel, and the final pressure inside the vessel.

Solution:



$$P_{v1} = \phi_1 P_{G1} = 0.1 \times 7.384 = 0.7384 \text{ kPa}$$

$$P_{v2} = 0.9 \times 7.384 = 6.6456 \text{ kPa}$$

$$P_{a2} = P_{a1} = 150 - 0.738 = 149.262 \text{ kPa}$$

$$w_1 = 0.622 \times \frac{0.7384}{149.262} = 0.00308$$

$$w_2 = 0.622 \times \frac{6.6456}{149.262} = 0.0277$$

$$m_a = 149.262 \times 0.3 / (0.287 \times 313.2) = 0.5 \text{ kg}$$

$$P_2 = 149.262 + 6.6456 = 155.9 \text{ kPa}$$

$$m_{vi} = 0.5(0.0277 - 0.00308) = \mathbf{0.0123 \text{ kg}}$$

$$u_{v1} = u_{v2} \approx u_G \text{ at } 40^\circ\text{C} \text{ and } u_{a2} = u_{a1}$$

Energy Eq.6.16:

$$\begin{aligned} Q_{CV} &= m_a(u_{a2} - u_{a1}) + m_{v2}u_{v2} - m_{v1}u_{v1} - m_{vi}h_i \\ &= m_{vi}(u_G \text{ at } T - h_i) = 0.0123(2430.1 - 2850.1) = \mathbf{-5.15 \text{ kJ}} \end{aligned}$$

12.88

A rigid container, 10 m^3 in volume, contains moist air at 45°C , 100 kPa , $\phi = 40\%$. The container is now cooled to 5°C . Neglect the volume of any liquid that might be present and find the final mass of water vapor, final total pressure and the heat transfer.

Solution:

CV container. $m_2 = m_1$; $m_2 u_2 - m_1 u_1 = {}_1Q_2$

State 1: 45°C , $\phi = 40\% \Rightarrow w_1 = 0.0236$, $T_{\text{dew}} = 27.7^\circ\text{C}$

Final state $T_2 < T_{\text{dew}}$ so condensation, $\phi_2 = 100\%$

$$P_{v1} = 0.4 P_g = 0.4 \times 9.593 = 3.837 \text{ kPa}, \quad P_{a1} = P_{\text{tot}} - P_{v1} = 97.51 \text{ kPa}$$

$$m_a = P_{a1} V / R T_1 = 10.679 \text{ kg}, \quad m_{v1} = w_1 m_a = 0.252 \text{ kg}$$

$$P_{v2} = P_{g2} = 0.8721 \text{ kPa}, \quad P_{a2} = P_{a1} T_2 / T_1 = 85.25 \text{ kPa}$$

$$P_2 = P_{a2} + P_{v2} = \mathbf{86.12 \text{ kPa}}$$

$$m_{v2} = P_{v2} V / R_v T_2 = \mathbf{0.06794 \text{ kg}} \quad (= V/v_g = 0.06797 \text{ steam table})$$

$$m_{f2} = m_{v1} - m_{v2} = 0.184 \text{ kg}$$

The heat transfer from the energy equation becomes

$$\begin{aligned} {}_1Q_2 &= m_a(u_2 - u_1)_a + m_{v2}u_{g2} + m_{f2}u_{f2} - m_{v1}u_{g1} \\ &= m_a C_v(T_2 - T_1) + m_{v2} 2382.3 + m_{f2} 20.97 - m_{v1} 2436.8 \\ &= -306.06 + 161.853 + 3.858 - 614.07 = \mathbf{-754.4 \text{ kJ}} \end{aligned}$$

12.89

A water-filled reactor of 1 m^3 is at 20 MPa , 360°C and located inside an insulated containment room of 100 m^3 that contains air at 100 kPa and 25°C . Due to a failure the reactor ruptures and the water fills the containment room. Find the final pressure.

CV Total container.

$$m_v(u_2 - u_1) + m_a(u_2 - u_1) = {}_1Q_2 - {}_1W_2 = 0$$

Initial water: $v_1 = 0.0018226$, $u_1 = 1702.8$, $m_v = V/v = 548.67 \text{ kg}$

Initial air: $m_a = PV/RT = 100 \times 99 / (0.287 \times 298.2) = 115.7 \text{ kg}$

Substitute into energy equation

$$548.67 (u_2 - 1702.8) + 115.7 \times 0.717 (T_2 - 25) = 0$$

$$u_2 + 0.1511 T_2 = 1706.6 \text{ kJ/kg} \quad \& \quad v_2 = V_2/m_v = 0.18226 \text{ m}^3/\text{kg}$$

Trial and error 2-phase (T_{guess} , $v_2 \Rightarrow x_2 \Rightarrow u_2 \Rightarrow \text{LHS}$)

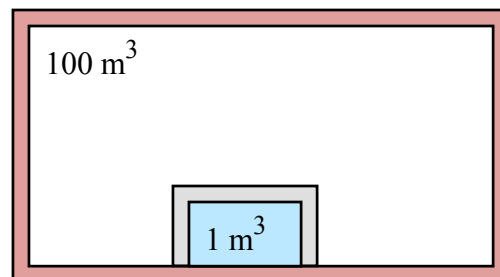
$T = 150$ LHS = 1546 $T = 160$ LHS = 1820.2

$T = 155$ LHS = 1678.1 $\Rightarrow T = 156^\circ\text{C}$ LHS = 1705.7 OK

$x_2 = 0.5372$, $P_{\text{sat}} = 557.5 \text{ kPa}$

$$P_{a2} = P_{a1} V_1 T_2 / V_2 T_1 = 100 \times 99 \times 429.15 / (100 \times 298.15) = 142.5 \text{ kPa}$$

$$\Rightarrow P_2 = P_{a2} + P_{\text{sat}} = \mathbf{700 \text{ kPa.}}$$



Tables and formulas or psychrometric chart

12.90

A flow moist air at 100 kPa, 40°C, 40% relative humidity is cooled to 15°C in a constant pressure device. Find the humidity ratio of the inlet and the exit flow, and the heat transfer in the device per kg dry air.

Solution:

$$\text{C.V. Cooler.} \quad \dot{m}_{v1} = \dot{m}_{\text{liq}} + \dot{m}_{v2}$$

$$\text{Tables: } P_{g1} = 7.384 \text{ kPa}, \quad P_{v1} = 2.954 \text{ kPa}, \quad \omega_1 = 0.0189$$

$$P_{v2} = 1.705 \text{ kPa} = P_{g2} \Rightarrow \omega_2 = 0.0108$$

$$h_{v1} = 2574.3 \text{ kJ/kg}, \quad h_{v2} = 2528.9 \text{ kJ/kg}, \quad h_f = 62.98 \text{ kJ/kg}$$

$$\begin{aligned} \bar{q}_{\text{out}} &= C_P(T_1 - T_2) + \omega_1 h_{v1} - \omega_2 h_{v2} - (\omega_1 - \omega_2) h_f \\ &= 1.004(40 - 15) + 0.0189 \times 2574.3 - 0.0108 \times 2528.9 - 0.0073 \times 62.98 \\ &= \mathbf{45.98 \text{ kJ/kg dry air}} \end{aligned}$$

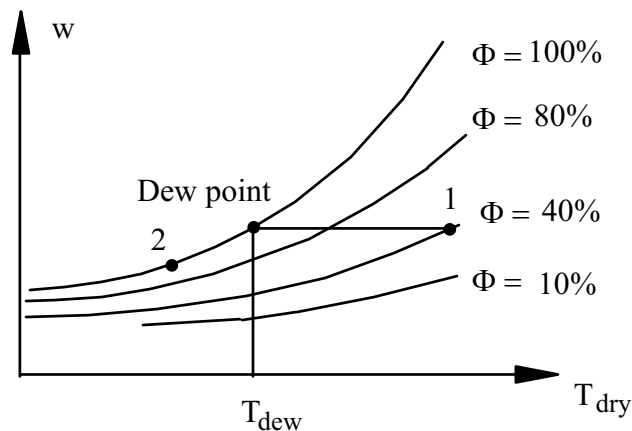
Psychrometric chart: State 2: $T < T_{\text{dew}} = 23^\circ\text{C} \Rightarrow \phi_2 = 100\%$

$$\dot{m}_{v1}/\dot{m}_a = \omega_1 = 0.018, \quad \tilde{h}_1 = 106; \quad \dot{m}_{v2}/\dot{m}_a = \omega_2 = 0.0107, \quad \tilde{h}_2 = 62$$

$$\dot{m}_{\text{liq}}/\dot{m}_a = \omega_1 - \omega_2 = 0.0073, \quad h_f = 62.98 \text{ kJ/kg}$$

$$\dot{m}_a \bar{q}_{\text{out}} = \dot{m}_a \tilde{h}_1 - \dot{m}_{\text{liq}} h_f - \dot{m}_a \tilde{h}_2 \Rightarrow$$

$$\begin{aligned} \bar{q}_{\text{out}} &= \tilde{h}_1 - (\omega_1 - \omega_2) h_f - \tilde{h}_2 = 106 - 0.0073 \times 62.98 - 62 \\ &= \mathbf{43.54 \text{ kJ/kg-dry air}} \end{aligned}$$



12.91

A flow, 0.2 kg/s dry air, of moist air at 40°C, 50% relative humidity flows from the outside state 1 down into a basement where it cools to 16°C, state 2. Then it flows up to the living room where it is heated to 25°C, state 3. Find the dew point for state 1, any amount of liquid that may appear, the heat transfer that takes place in the basement and the relative humidity in the living room at state 3.

Solve using psychrometric chart:

a) $T_{\text{dew}} = 27.2$ ($w = w_1, \phi = 100\%$) $w_1 = 0.0232$, $\tilde{h}_1 = 118.2$ kJ/kg air

b) $T_2 < T_{\text{dew}}$ so we have $\phi_2 = 100\%$ liquid water appear in the basement.

$$\Rightarrow w_2 = 0.0114 \quad \tilde{h}_2 = 64.4 \quad \text{and from steam tbl. } h_f = 67.17$$

$$\dot{m}_{\text{liq}} = \dot{m}_{\text{air}}(w_1 - w_2) = 0.2(0.0232 - 0.0114) = 0.00236 \text{ kg/s}$$

c) Energy equation: $\dot{m}_{\text{air}} \tilde{h}_1 = \dot{m}_{\text{liq}} h_f + \dot{m}_{\text{air}} \tilde{h}_2 + Q_{\text{out}}$

$$Q_{\text{out}} = 0.2[118.2 - 64.4 - 0.0118 \times 67.17] = 10.6 \text{ kW}$$

d) $w_3 = w_2 = 0.0114$ & $25^\circ\text{C} \Rightarrow \phi_3 = 58\%$.

If you solve by the formulas and the tables the numbers are:

$$P_{g40} = 7.384 ; P_{v1} = 0.5 \times 7.384 = 3.692 \text{ kPa}$$

$$w_1 = 0.622 \times 3.692 / (100 - 3.692) = 0.02384$$

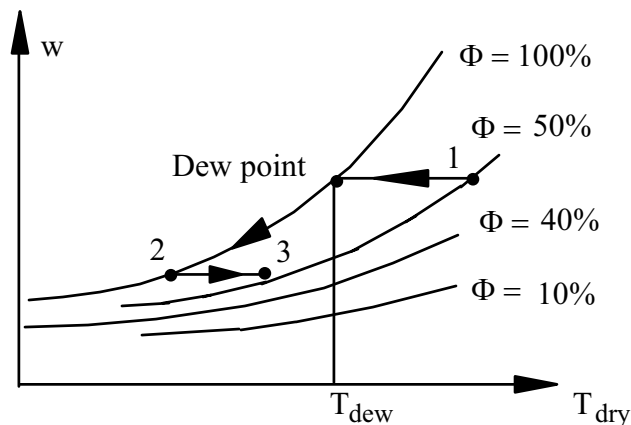
$$P_{v1} = P_g(T_{\text{dew}}) \Rightarrow T_{\text{dew}1} = 27.5^\circ\text{C}$$

$$2: \phi = 100\%, P_{v2} = P_{g2} = 1.832 \text{ kPa}, w_2 = 0.622 \times 1.832 / 98.168 = 0.0116$$

$$\dot{m}_{\text{liq}} = \dot{m}_{\text{air}}(w_1 - w_2) = 0.2 \times 0.01223 = 0.00245 \text{ kg/s}$$

$$3: w_3 = w_2 \Rightarrow P_{v3} = P_{v2} = 1.832 \text{ & } P_{g3} = 3.169$$

$$\phi_3 = P_v / P_g = 1.832 / 3.169 = 57.8\%$$



12.92

Two moist air streams with 85% relative humidity, both flowing at a rate of 0.1 kg/s of dry air are mixed in a steady setup. One inlet flowstream is at 32.5°C and the other at 16°C. Find the exit relative humidity.

Solution:

CV mixing chamber.

$$\text{Continuity Eq. water: } \dot{m}_{\text{air}} w_1 + \dot{m}_{\text{air}} w_2 = 2\dot{m}_{\text{air}} w_{\text{ex}}$$

$$\text{Energy Eq.: } \dot{m}_{\text{air}} \tilde{h}_1 + \dot{m}_{\text{air}} \tilde{h}_2 = 2\dot{m}_{\text{air}} \tilde{h}_{\text{ex}}$$

Properties from the tables and formulas

$$P_{g32.5} = 4.937 ; P_{v1} = 0.85 \times 4.937 = 4.196 \text{ kPa}$$

$$w_1 = 0.622 \times 4.196 / (100 - 4.196) = 0.0272$$

$$P_{g16} = 1.831 ; P_{v2} = 0.85 \times 1.831 = 1.556 \text{ kPa}$$

$$w_2 = 0.622 \times 1.556 / (100 - 1.556) = 0.00983$$

$$\text{Continuity Eq. water: } w_{\text{ex}} = (w_1 + w_2)/2 = 0.0185 ;$$

For the energy equation we have $\tilde{h} = h_a + wh_v$ so:

$$2\tilde{h}_{\text{ex}} - \tilde{h}_1 - \tilde{h}_2 = 0 = 2h_{a\text{ex}} - h_{a1} - h_{a2} + 2w_{\text{ex}}h_{v\text{ex}} - w_1h_{v1} - w_2h_{v2}$$

we will use constant heat capacity to avoid an iteration on T_{ex} .

$$C_{p\text{air}}(2T_{\text{ex}} - T_1 - T_2) + C_{p\text{H}_2\text{O}}(2w_{\text{ex}}T_{\text{ex}} - w_1T_1 - w_2T_2) = 0$$

$$\begin{aligned} T_{\text{ex}} &= [C_{p\text{air}}(T_1 + T_2) + C_{p\text{H}_2\text{O}}(w_1T_1 + w_2T_2)] / [2C_{p\text{air}} + 2w_{\text{ex}}C_{p\text{H}_2\text{O}}] \\ &= [1.004(32.5 + 16) + 1.872(0.0272 \times 32.5 + 0.00983 \times 16)] / 2.0773 \\ &= 24.4^\circ\text{C} \end{aligned}$$

$$P_{v\text{ex}} = \frac{w_{\text{ex}}}{0.622 + w_{\text{ex}}} P_{\text{tot}} = \frac{0.0185}{0.622 + 0.0185} 100 = 2.888 \text{ kPa,}$$

$$P_{g\text{ex}} = 3.069 \text{ kPa} \Rightarrow \phi = 2.888 / 3.069 = \mathbf{0.94 \text{ or } 94\%}$$

Properties taken from the psychrometric chart

$$\text{State 1: } w_1 = 0.0266, \tilde{h}_1 = 120 \quad \text{State 2: } w_2 = 0.0094, \tilde{h}_2 = 60$$

$$\text{Continuity Eq. water: } w_{\text{ex}} = (w_1 + w_2)/2 = 0.018 ;$$

$$\text{Energy Eq.: } \tilde{h}_{\text{ex}} = (\tilde{h}_1 + \tilde{h}_2)/2 = 90 \text{ kJ/kg dry air}$$

$$\text{exit: } w_{\text{ex}}, \tilde{h}_{\text{ex}} \Rightarrow T_{\text{ex}} = \mathbf{24.5^\circ\text{C}}, \phi = \mathbf{94\%}$$

Notice how the energy in terms of temperature is close to the average of the two flows but the relative humidity is not.

12.93

The discharge moist air from a clothes dryer is at 35°C , 80% relative humidity. The flow is guided through a pipe up through the roof and a vent to the atmosphere. Due to heat transfer in the pipe the flow is cooled to 24°C by the time it reaches the vent. Find the humidity ratio in the flow out of the clothes dryer and at the vent. Find the heat transfer and any amount of liquid that may be forming per kg dry air for the flow.

Solution:

State 1: $w = 0.0289$, $\tilde{h}_1 = 128$, $T_{\text{dew}} = 31^\circ\text{C}$

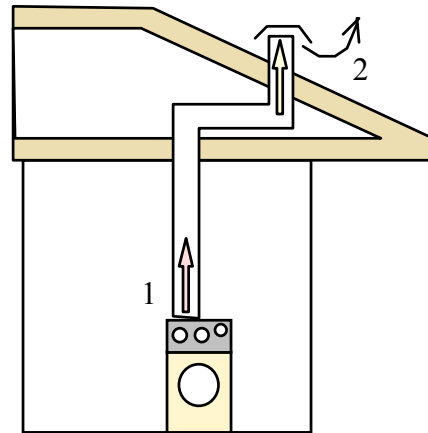
State 2: $24^\circ\text{C} < T_{\text{dew}}$ so it is saturated.

$w = 0.019$, $\tilde{h}_2 = 92$ kJ/kg air

$$\dot{m}_{\text{liq}}/\dot{m}_a = \omega_1 - \omega_2 = 0.0099 \text{ kg/kg dry air}$$

Energy Eq.:

$$\begin{aligned} \dot{Q}/\dot{m}_a &= \tilde{h}_1 - \tilde{h}_2 - (\omega_1 - \omega_2) h_f \\ &= 128 - 92 - 0.0099 \times 100.68 \\ &= 35 \text{ kJ/kg dry air} \end{aligned}$$



12.94

A steady supply of $1.0 \text{ m}^3/\text{s}$ air at 25°C , 100 kPa , 50% relative humidity is needed to heat a building in the winter. The outdoor ambient is at 10°C , 100 kPa , 50% relative humidity. What are the required liquid water input and heat transfer rates for this purpose?

Solution:

Air: $R_a = 0.287 \text{ kJ/kg K}$, $C_p = 1.004 \text{ kJ/kg-K}$

State 1: $T_1 = 10^\circ\text{C}$, $\phi_1 = 50\%$, $P_1 = 100 \text{ kPa}$

$$P_{g1} = 1.2276 \text{ kPa}, \quad P_{v1} = \phi_1 P_{g1} = 0.6138 \text{ kPa},$$

$$P_{a1} = P_1 - P_{v1} = 99.39 \text{ kPa} \Rightarrow \omega_1 = 0.622 P_{v1}/P_{a1} = 0.003841$$

State 2: $T_2 = 25^\circ\text{C}$, $P_2 = 100 \text{ kPa}$, $\phi_2 = 50\%$, $\dot{V}_2 = 1 \text{ m}^3/\text{s}$

$$P_{g2} = 3.169 \text{ kPa}, \quad P_{v2} = \phi_2 P_{g2} = 1.5845 \text{ kPa},$$

$$P_{a2} = P_2 - P_{v2} = 98.415 \text{ kPa}, \quad \omega_2 = 0.622 P_{v2}/P_{a2} = 0.010014$$

$$\dot{m}_{a2} = P_{a2} \dot{V}_2 / R_a T_2 = 98.415 \times 1 / (0.287 \times 298.15) = 1.15 \text{ kg/s}$$

Steam tables B.1.1: $h_{v1} = 2519.7 \text{ kJ/kg}$, $h_{v2} = 2547.2 \text{ kJ/kg}$

State 3: Assume: Liq. Water at $T_3 = 25^\circ\text{C}$, $h_{f3} = 104.9 \text{ kJ/kg}$

Conservation of Mass: $\dot{m}_{a1} = \dot{m}_{a2}$, $\dot{m}_{f3} = \dot{m}_{v2} - \dot{m}_{v1}$

$$\dot{m}_{f3} = \dot{m}_{a2}(\omega_2 - \omega_1) = 1.15 \times 0.006173 = \mathbf{0.0071 \text{ kg/s}}$$

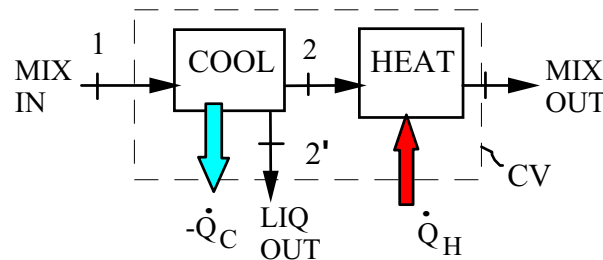
1st Law: $\dot{Q} + \dot{m}_{a1}h_{a1} + \dot{m}_{v1}h_{v1} + \dot{m}_{f3}h_{f3} = \dot{m}_{a2}h_{a2} + \dot{m}_{v2}h_{v2}$

$$\frac{\dot{Q}}{\dot{m}_a} = C_p(T_2 - T_1) + \omega_2 h_{v2} - \omega_1 h_{v1} - \frac{\dot{m}_{f3}}{\dot{m}_a} h_{f3} \Rightarrow \dot{Q} = \mathbf{34.76 \text{ kW}}$$

12.95

A combination air cooler and dehumidification unit receives outside ambient air at 35°C, 100 kPa, 90% relative humidity. The moist air is first cooled to a low temperature T_2 to condense the proper amount of water, assume all the liquid leaves at T_2 . The moist air is then heated and leaves the unit at 20°C, 100 kPa, relative humidity 30% with volume flow rate of 0.01 m³/s. Find the temperature T_2 , the mass of liquid per kilogram of dry air and the overall heat transfer rate.

Solution:



$$a) P_{v1} = \phi_1 P_{G1} = 0.9 \times 5.628 = 5.0652 \text{ kPa}$$

$$w_1 = 0.622 \times \frac{5.0652}{100 - 5.0652} = 0.03319$$

$$P_{v3} = \phi_3 P_{G3} = 0.3 \times 2.339 = 0.7017 \text{ kPa}$$

$$w_2 = w_3 = 0.622 \times \frac{0.7017}{100 - 0.7017} = 0.0044$$

$$\dot{m}_{\text{LIQ } 2'} / \dot{m}_a = w_1 - w_2 = 0.03319 - 0.0044 = \mathbf{0.02879 \text{ kg/kg air}}$$

$$P_{G2} = P_{v3} = 0.7017 \text{ kPa} \rightarrow T_2 = \mathbf{1.7^\circ\text{C}}$$

b) For a C.V. around the entire unit

$$\dot{Q}_{\text{CV}} = \dot{Q}_H + \dot{Q}_C$$

Net heat transfer, 1st law:

$$\begin{aligned} \dot{Q}_{\text{CV}} / \dot{m}_a &= (h_{a3} - h_{a1}) + w_3 h_{v3} - w_1 h_{v1} + \dot{m}_{\text{LIQ } 2'} h_{\text{LIQ } 2'} / \dot{m}_a \\ &= 1.004(20 - 35) + 0.0044 \times 2538.1 - 0.03319 \times 2565.3 + 0.02879 \times 7.28 \\ &= -88.82 \text{ kJ/kg air} \end{aligned}$$

$$\dot{m}_a = \frac{P_{a3} \dot{V}_3}{R_a T_3} = \frac{(100 - 0.7017) \times 0.01}{0.287 \times 293.2} = 0.0118 \text{ kg/s}$$

$$\dot{Q}_{\text{CV}} = 0.0118(-88.82) = \mathbf{-1.05 \text{ kW}}$$

12.96

Use the formulas and the steam tables to find the missing property of: ϕ , ω , and T_{dry} , total pressure is 100 kPa; repeat the answers using the psychrometric chart

a. $\phi = 50\%$, $\omega = 0.010$ b. $T_{\text{dry}} = 25^\circ\text{C}$, $T_{\text{wet}} = 21^\circ\text{C}$

Solution:

a. From Eq.12.28 with $P_a = P - P_v$ solve for P_v :

$$P_v = P \omega / (0.622 + \omega) = 100 \times 0.01 / 0.632 = 1.582 \text{ kPa}$$

$$\text{From Eq.12.25 } P_g = P_v / \phi = 1.582 / 0.5 = 3.165 \text{ kPa} \Rightarrow \mathbf{T = 25^\circ\text{C}}$$

b. At 21°C :: $P_g = 2.505 \Rightarrow \omega_2 = 0.622 \times 2.505 / (100 - 2.505) = 0.016$

From the steam tables B.1.1

$$h_{f2} = 88.126 \text{ and } h_{fg2} = 2451.76 \text{ kJ/kg, } h_{v1} = 2547.17$$

From Eq.10.30:

$$\omega_1 = [C_p(T_2 - T_1) + \omega_2 h_{fg2}] / (h_{v1} - h_{f2}) = \mathbf{0.0143}$$

From Eq.12.28 with $P_a = P - P_v$ solve for P_v :

$$P_v = P \omega / (0.622 + \omega) = 2.247,$$

$$\text{From Eq.12.25: } \phi = 2.247 / 3.169 = \mathbf{0.71}$$

Using the psychrometric chart E.4:

$$\text{a: } T_{\text{dry}} = \mathbf{25.3^\circ\text{C}} \quad \text{b: } \omega = \mathbf{0.0141}, \quad \phi = \mathbf{71-72\%}$$

12.97

An insulated tank has an air inlet, $\omega_1 = 0.0084$, and an outlet, $T_2 = 22^\circ\text{C}$, $\phi_2 = 90\%$ both at 100 kPa. A third line sprays 0.25 kg/s of water at 80°C , 100 kPa. For steady operation find the outlet specific humidity, the mass flow rate of air needed and the required air inlet temperature, T_1 .

Solution:

Take CV tank in steady state. Continuity and energy equations are:

$$\text{Continuity Eq. water: } \dot{m}_3 + \dot{m}_a w_1 = \dot{m}_a w_2$$

$$\text{Energy Eq.: } \dot{m}_3 h_f + \dot{m}_a \tilde{h}_1 = \dot{m}_a \tilde{h}_2$$

All state properties are known except T_1 .

From the psychrometric chart we get

$$\text{State 2: } w_2 = \mathbf{0.015}, \tilde{h}_2 = 79.5 \quad \text{State 3: } h_f = 334.91 \text{ (steam tbl)}$$

$$\dot{m}_a = \dot{m}_3 / (w_2 - w_1) = 0.25 / (0.015 - 0.0084) = \mathbf{37.88 \text{ kg/s}}$$

$$\tilde{h}_1 = \tilde{h}_2 - (w_2 - w_1)h_f = 79.5 - 0.0066 \times 334.91 = 77.3$$

$$\text{Chart } (w_1, \tilde{h}_1) \Rightarrow T_1 = \mathbf{36.5^\circ\text{C}}$$

Using the tables and formulas we get

$$\text{State 2: } P_{g22} = 2.671; \quad P_{v2} = 0.9 \times 2.671 = 2.4039 \text{ kPa}$$

$$w_2 = 0.622 \times 2.4039 / (101.325 - 2.4039) = \mathbf{0.0151}$$

$$\dot{m}_a = \dot{m}_3 / (w_2 - w_1) = 0.25 / (0.0151 - 0.0084) = \mathbf{37.31 \text{ kg/s}}$$

To avoid iterations on T_1 we use specific heat values also for water vapor by writing $h_{v1} = h_{v2} + C_{p \text{ h}_2\text{o}}(T_1 - T_2)$ so the energy equation is

$$C_{p \text{ a}} T_1 + w_1 C_{p \text{ h}_2\text{o}}(T_1 - T_2) + w_1 h_{v2} = C_{p \text{ a}} T_2 + w_2 h_{v2} - (w_2 - w_1) h_f$$

The equation now becomes

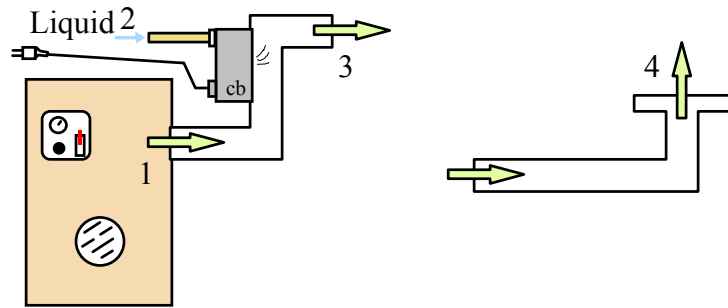
$$(1.004 + 0.0084 \times 1.872)T_1 = (0.0084 \times 1.872 + 1.004) 22$$

$$+ (0.0151 - 0.0084)(2541.7 - 334.91) = 37.219$$

$$T_1 = \mathbf{36.5^\circ\text{C}}$$

12.98

A flow of moist air from a domestic furnace, state 1, is at 45°C, 10% relative humidity with a flow rate of 0.05 kg/s dry air. A small electric heater adds steam at 100°C, 100 kPa generated from tap water at 15°C. Up in the living room the flow comes out at state 4: 30°C, 60% relative humidity. Find the power needed for the electric heater and the heat transfer to the flow from state 1 to state 4.



State 1: $w_1 = 0.0056$, $\tilde{h}_1 = 79$ kJ/kg dry air

State 4: $w_4 = 0.0160$, $\tilde{h}_4 = 90.5$ kJ/kg dry air

$$\dot{m}_{\text{liq}} = \dot{m}_a (w_4 - w_1) = 0.05 (0.016 - 0.0056) = 0.00052 \text{ kg/s}$$

Energy Eq. for heater:

$$\dot{Q}_{\text{heater}} = \dot{m}_{\text{liq}} (h_{\text{out}} - h_{\text{in}}) = 0.00052 (2676.05 - 62.98) = \mathbf{1.36 \text{ kW}}$$

Energy Eq. for line:

$$\begin{aligned} \dot{Q}_{\text{line}} &= \dot{m}_a (\tilde{h}_4 - \tilde{h}_1) - \dot{m}_{\text{liq}} h_{\text{vap}} \\ &= 0.05(90.5 - 79) - 0.00052 \times 2676.05 \\ &= \mathbf{-0.816 \text{ kW}} \end{aligned}$$

12.99

A water-cooling tower for a power plant cools 45°C liquid water by evaporation. The tower receives air at 19.5°C, $\phi = 30\%$, 100 kPa that is blown through/over the water such that it leaves the tower at 25°C, $\phi = 70\%$. The remaining liquid water flows back to the condenser at 30°C having given off 1 MW. Find the mass flow rate of air, and the amount of water that evaporates.

Solution:

CV Total cooling tower, steady state.

Continuity Eq. for water in air: $w_{in} + \dot{m}_{evap}/\dot{m}_a = w_{ex}$

Energy Eq.: $\dot{m}_a \tilde{h}_{in} + \dot{m}_1 h_{45} = \dot{m}_a \tilde{h}_{ex} + (\dot{m}_1 - \dot{m}_{evap}) h_{30}$

Inlet: 19.5°C, 30% rel hum $\Rightarrow w_{in} = 0.0041$, $\tilde{h}_{in} = 50$

Exit : 25°C, 70% rel hum $\Rightarrow w_{ex} = 0.0138$, $\tilde{h}_{ex} = 80$

Take the two water flow difference to mean the 1 MW

$$\dot{Q} = \dot{m}_1 h_{45} - (\dot{m}_1 - \dot{m}_{evap}) h_{30} = 1 \text{ MW}$$

$$\dot{m}_a (\tilde{h}_{ex} - \tilde{h}_{in}) = \dot{m}_a (80 - 50) = 1000 \text{ kW} \Rightarrow \dot{m}_a = \mathbf{33.33 \text{ kg/s}}$$

$$\dot{m}_{evap} = (w_{ex} - w_{in}) \dot{m}_a = 0.0097 \times 33.33 = \mathbf{0.323 \text{ kg/s}}$$

The needed make-up water flow could be added to give a slightly different meaning to the 1 MW.

12.100

A flow of air at 5°C, $\phi = 90\%$, is brought into a house, where it is conditioned to 25°C, 60% relative humidity. This is done with a combined heater-evaporator where any liquid water is at 10°C. Find any flow of liquid, and the necessary heat transfer, both per kilogram dry air flowing. Find the dew point for the final mixture.

CV heater and evaporator. Use psychrometric chart.

Inlet: $w_1 = 0.0048$, $\tilde{h}_1 = 37.5$ kJ/kg dry air, $h_f = 42.01$ kJ/kg

Exit: $w_2 = 0.0118$, $\tilde{h}_2 = 75$ kJ/kg dry air, $T_{\text{dew}} = 16.5^\circ\text{C}$

From these numbers we see that water and heat must be added. Continuity eq. and energy equation give

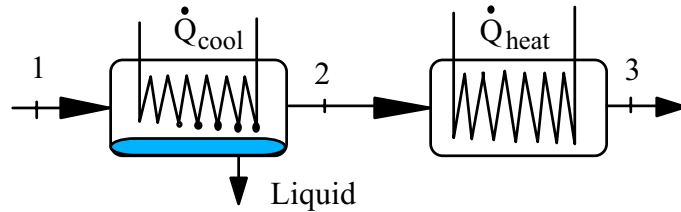
$$\dot{m}_{\text{LIQ IN}}/\dot{m}_A = w_2 - w_1 = \mathbf{0.007 \text{ kg/kg dry air}}$$

$$q = \tilde{h}_2 - \tilde{h}_1 - (w_2 - w_1)h_f = \mathbf{37.3 \text{ kJ/kg dry air}}$$

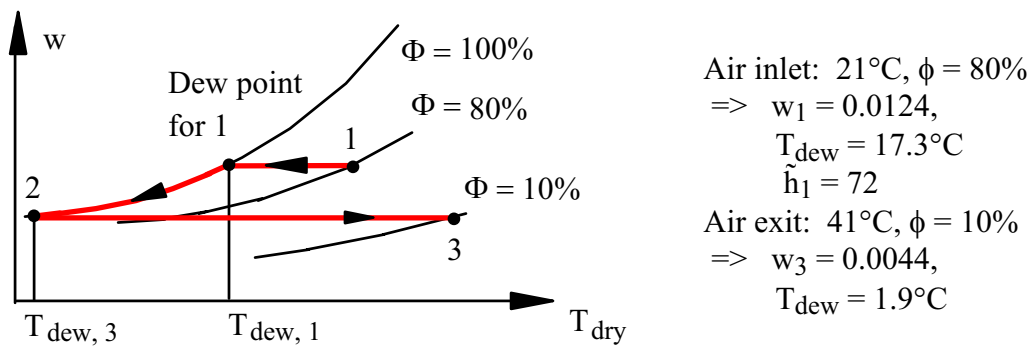
12.101

In a car's defrost/defog system atmospheric air, 21°C, relative humidity 80%, is taken in and cooled such that liquid water drips out. The now dryer air is heated to 41°C and then blown onto the windshield, where it should have a maximum of 10% relative humidity to remove water from the windshield. Find the dew point of the atmospheric air, specific humidity of air onto the windshield, the lowest temperature and the specific heat transfer in the cooler.

Solution:



Solve using the psychrometric chart



To remove enough water we must cool to the exit T_{dew} , followed by heating to T_{ex} . The enthalpy from chart $\tilde{h}_2 = 32.5$ and from B.1.1, $h_f(1.9^\circ\text{C}) = 8$

CV cooler:

$$\dot{m}_{liq}/\dot{m}_{air} = w_1 - w_3 = 0.0124 - 0.0044 = \mathbf{0.008 \text{ kg liq/kg air}}$$

$$q = \dot{Q}_{CV}/\dot{m}_{air} = \tilde{h}_2 + (w_1 - w_3) h_f - \tilde{h}_1$$

$$= 32.5 + 0.008 \times 8 - 72 = \mathbf{-39.4 \text{ kJ/kg dry air}}$$

If the steam and air tables are used the numbers are

State 1: $P_{g1} = 2.505, P_{v1} = 2.004 \Rightarrow w_1 = 0.01259$

$h_{g1} = 2539.9, h_{a1} = 294.3 \Rightarrow \tilde{h}_1 = 326.3$

State 3: $P_{g3} = 7.826, P_{v3} = 0.783 \Rightarrow w_3 = 0.00486$

State 2: $w_{g3} = w_3 \Rightarrow T_2 = T_{3dew} = 3.3^\circ\text{C}, h_{f2} = 13.77$

$h_{g2} = 2507.4, h_{a2} = 276.56 \Rightarrow \tilde{h}_2 = 288.75$

$$\dot{m}_{liq}/\dot{m}_{air} = \mathbf{0.00773}, q = 288.75 + 0.00773 \times 13.77 - 326.3 = \mathbf{-37.45 \text{ kJ/kg air}}$$

12.102

Atmospheric air at 35°C, relative humidity of 10%, is too warm and also too dry. An air conditioner should deliver air at 21°C and 50% relative humidity in the amount of 3600 m³ per hour. Sketch a setup to accomplish this, find any amount of liquid (at 20°C) that is needed or discarded and any heat transfer.

Solution:

CV air conditioner. First we must check if water should be added or subtracted. We can know this from the absolute humidity ratio.

Properties from the tables and formulas

$$\text{State 1: } P_{g35} = 5.628 ; P_{v1} = 0.10 \times 5.628 = 0.5628 \text{ kPa}$$

$$w_1 = 0.622 \times 0.5628 / (101.325 - 0.5628) = 0.003474$$

$$\text{State 2: } P_{g21} = 2.505 ; P_{v2} = 0.5 \times 2.505 = 1.253 \text{ kPa}$$

$$w_2 = 0.622 \times 1.253 / (101.325 - 1.253) = 0.007785$$

As w goes up we must add liquid water. Now we get

$$\text{Continuity Eq.: } \dot{m}_A(1 + w_1) + \dot{m}_{\text{liq}} = \dot{m}_A(1 + w_2)$$

$$\text{Energy Eq.: } \dot{m}_A \tilde{h}_{1\text{mix}} + \dot{m}_{\text{liq}} h_f + \dot{Q}_{\text{CV}} = \dot{m}_A \tilde{h}_{2\text{mix}}$$

For the liquid flow we need the air mass flowrate out, 3600 m³/h = 1 m³/s

$$\dot{m}_A = P_{a2} \dot{V} / RT = (101.325 - 1.253) / (0.287 \times 294.15) = 1.185 \text{ kg/s}$$

$$\dot{m}_{\text{liq}} = \dot{m}_A(w_2 - w_1) = 0.00511 \text{ kg/s} = \mathbf{18.4 \text{ kg/h}}$$

$$\begin{aligned} \dot{Q}_{\text{CV}} &= \dot{m}_A [C_p a (T_2 - T_1) + w_2 h_{v2} - w_1 h_{v1}] - \dot{m}_{\text{liq}} h_f \\ &= 1.185 [1.004 (21 - 35) + 0.007785 \times 2539.9 - 0.003474 \times 2565.3] \\ &\quad - 0.00511 \times 83.96 = \mathbf{- 4.21 \text{ kW}} \end{aligned}$$

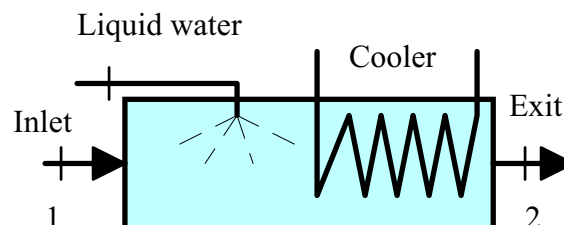
If from psychrometric chart.

$$\text{Inlet: } w_1 = 0.0030, \tilde{h}_{\text{mix},1} = 63.0, h_{f,20} = 83.96 \text{ kJ/kg}$$

$$\text{Exit: } w_2 = 0.0076, \tilde{h}_{\text{mix},2} = 60.2 \text{ kJ/kg dry air}$$

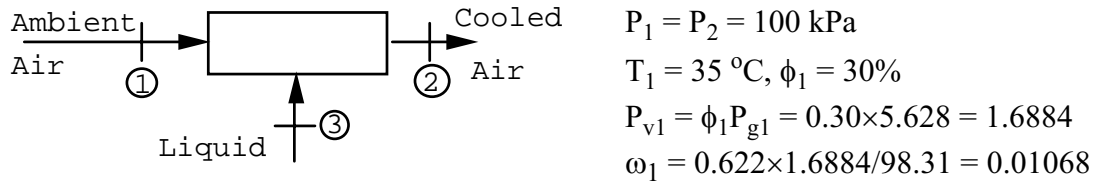
$$P_{v2} \text{ and } \dot{m}_A = P_{a2} \dot{V} / RT \text{ same as above}$$

$$\begin{aligned} \dot{Q}_{\text{CV}} &= \dot{m}_A (\tilde{h}_{2\text{mix}} - \tilde{h}_{1\text{mix}}) - \dot{m}_{\text{liq}} h_f = 1.185 (60.2 - 63) - 0.00511 \times 83.96 \\ &= \mathbf{- 3.74 \text{ kW}} \end{aligned}$$



12.103

One means of air-conditioning hot summer air is by evaporative cooling, which is a process similar to the adiabatic saturation process. Consider outdoor ambient air at 35°C, 100 kPa, 30% relative humidity. What is the maximum amount of cooling that can be achieved by such a technique? What disadvantage is there to this approach? Solve the problem using a first law analysis and repeat it using the psychrometric chart, Fig. E.4.



For adiabatic saturation (Max. cooling is for $\phi_2 = 1$), 1st law, Eq.12.23

$$\omega_1 (h_{v1} - h_{f2}) = C_p(T_2 - T_1) + \omega_2 h_{fg2}$$

$$\phi_2 = 1 \quad \& \quad \omega_2 = 0.622 \times P_{G2} / (P_2 - P_{G2})$$

Only one unknown: T_2 . Trial and error on energy equation:

$$C_p T_2 + \omega_2 h_{fg2} + \omega_1 h_{f2} = C_p T_1 + \omega_1 h_{v1}$$

$$= 1.004 \times 35 + 0.01068 \times 2565.3 = 62.537$$

$$T_2 = 20 \text{ }^\circ\text{C}: P_{G2} = 2.339, h_{f2} = 83.94, h_{fg2} = 2454.12$$

$$\Rightarrow \omega_2 = 0.622 \times 2.339 / 97.661 = 0.0149$$

$$\text{LHS} = 1.004 \times 20 + 0.0149 \times 2454.1 + 0.01068 \times 83.94 = 57.543$$

$$T_2 = 25 \text{ }^\circ\text{C}: P_{G2} = 3.169, h_{f2} = 104.87, h_{fg2} = 2442.3$$

$$\Rightarrow \omega_2 = 0.622 \times 3.169 / 96.831 = 0.02036$$

$$\text{LHS} = 1.004 \times 25 + 0.02036 \times 2442.3 + 0.01068 \times 104.87 = 75.945$$

$$\text{linear interpolation: } T_2 = \mathbf{21.4 \text{ }^\circ\text{C}}$$

This method does lower the temperature but the relative and absolute humidity becomes very high and the slightest cooling like on a wall will result in condensation.

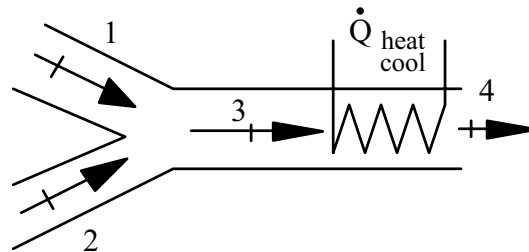
b) chart E.4: Adiabatic saturation $T \approx \text{WetBulbTemperature} \approx \mathbf{21.5 \text{ }^\circ\text{C}}$

12.104

A flow of moist air at 45°C, 10% relative humidity with a flow rate of 0.2 kg/s dry air is mixed with a flow of moist air at 25°C, and absolute humidity of $w = 0.018$ with a rate of 0.3 kg/s dry air. The mixing takes place in an air duct at 100 kPa and there is no significant heat transfer. After the mixing there is heat transfer to a final temperature of 40°C. Find the temperature and relative humidity after mixing. Find the heat transfer and the final exit relative humidity.

Solution:

C.V : Total Setup
state 3 is internal to CV.



$$\text{Continuity Eq.: } \dot{m}_{a1} w_1 + \dot{m}_{a2} w_2 = (\dot{m}_{a1} + \dot{m}_{a2}) w_3 = (\dot{m}_{a1} + \dot{m}_{a2}) w_4$$

$$\text{Energy Eq. } \dot{m}_{a1} \tilde{h}_1 + \dot{m}_{a2} \tilde{h}_2 = (\dot{m}_{a1} + \dot{m}_{a2}) \tilde{h}_3$$

$$\text{State 1: From Psychrometric chart } w_1 = 0.056, \tilde{h}_1 = 79 \text{ kJ/kg dry air}$$

$$\text{State 2: From Psychrometric chart } \Phi_2 = 90\%, \tilde{h}_2 = 90.5 \text{ kJ/kg dry air}$$

$$w_3 = w_4 = \frac{\dot{m}_{a1} w_1 + \dot{m}_{a2} w_2}{\dot{m}_{a1} + \dot{m}_{a2}} = \frac{0.2}{0.5} 0.056 + \frac{0.3}{0.5} 0.018 = 0.01304$$

$$\tilde{h}_3 = \frac{\dot{m}_{a1} \tilde{h}_1 + \dot{m}_{a2} \tilde{h}_2}{\dot{m}_{a1} + \dot{m}_{a2}} = \frac{0.2}{0.5} 79 + \frac{0.3}{0.5} 90.5 = 85.9 \text{ kJ/kg dry air}$$

$$\text{State 3: From Psychrometric chart } T_3 = 32.5^\circ\text{C}, \Phi_3 = 45\%$$

$$\text{State 4: } 40^\circ\text{C}, w_4 = 0.01304 \text{ Read from Psychrometric chart}$$

$$\tilde{h}_4 = 94, \Phi_4 = 29\%$$

Now do the energy equation for the whole setup

$$\text{Energy Eq. } \dot{m}_{a1} \tilde{h}_1 + \dot{m}_{a2} \tilde{h}_2 + \dot{Q} = (\dot{m}_{a1} + \dot{m}_{a2}) \tilde{h}_4$$

$$\begin{aligned} \dot{Q} &= (\dot{m}_{a1} + \dot{m}_{a2}) \tilde{h}_4 - \dot{m}_{a1} \tilde{h}_1 - \dot{m}_{a2} \tilde{h}_2 \\ &= 0.5 \cdot 94 - 0.2 \cdot 79 - 0.3 \cdot 90.5 = 4.05 \text{ kW} \end{aligned}$$

12.105

An indoor pool evaporates 1.512 kg/h of water, which is removed by a dehumidifier to maintain 21°C, $\phi = 70\%$ in the room. The dehumidifier, shown in Fig. P12.105, is a refrigeration cycle in which air flowing over the evaporator cools such that liquid water drops out, and the air continues flowing over the condenser. For an air flow rate of 0.1 kg/s the unit requires 1.4 kW input to a motor driving a fan and the compressor and it has a coefficient of performance, $\beta = Q_L/W_c = 2.0$. Find the state of the air as it returns to the room and the compressor work input.

Solution:

The unit must remove 1.512 kg/h liquid to keep steady state in the room. As water condenses out state 2 is saturated.

$$\text{State 1: } 21^\circ\text{C}, 70\% \Rightarrow w_1 = 0.0108, \tilde{h}_1 = 68.5$$

$$\text{CV 1 to 2: } \dot{m}_{\text{liq}} = \dot{m}_a(w_1 - w_2) \Rightarrow w_2 = w_1 - \dot{m}_{\text{liq}}/\dot{m}_a$$

$$q_L = \tilde{h}_1 - \tilde{h}_2 - (w_1 - w_2) h_{f2}$$

$$w_2 = 0.0108 - 1.512/3600 \times 0.1 = 0.0066$$

$$\text{State 2: } w_2, 100\% \Rightarrow T_2 = 8^\circ\text{C}, \tilde{h}_2 = 45, h_{f2} = 33.6$$

$$q_L = 68.5 - 45 - 0.0042 \times 33.6 = 23.36 \text{ kJ/kg dry air}$$

$$\begin{aligned} \text{CV Total system: } \tilde{h}_3 &= \tilde{h}_1 + \dot{W}_{\text{el}}/\dot{m}_a - (w_1 - w_2) h_f \\ &= 68.5 + 14 - 0.14 = 82.36 \text{ kJ/kg dry air} \end{aligned}$$

$$\text{State 3: } w_3 = w_2, \tilde{h}_3 \Rightarrow T_3 = 46^\circ\text{C}, \phi_3 = 11\text{-}12\%$$

$$\dot{W}_c = \dot{m}_a q_L / \beta = 1.165 \text{ kW}$$

Psychrometric chart only

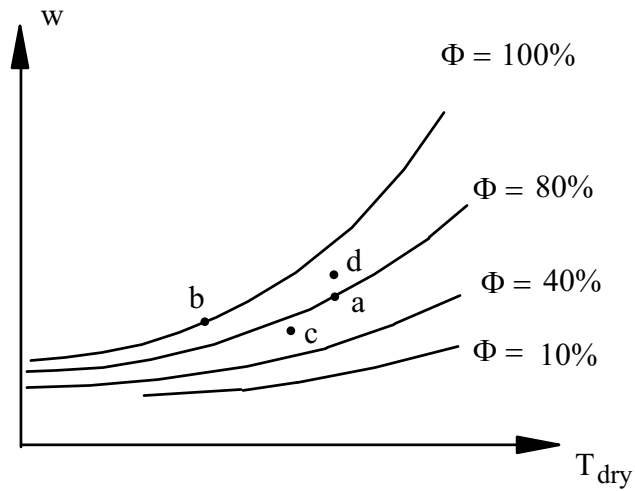
12.106

Use the psychrometric chart to find the missing property of: ϕ , ω , T_{wet} , T_{dry}

- | | |
|---|--|
| a. $T_{\text{dry}} = 25^\circ\text{C}$, $\phi = 80\%$ | b. $T_{\text{dry}} = 15^\circ\text{C}$, $\phi = 100\%$ |
| c. $T_{\text{dry}} = 20^\circ\text{C}$, and $\omega = 0.008$ | d. $T_{\text{dry}} = 25^\circ\text{C}$, $T_{\text{wet}} = 23^\circ\text{C}$ |

Solution:

- | | | |
|---|---------------|--|
| a. 25°C , $\phi = 80\%$ | \Rightarrow | $\omega = 0.016$; $T_{\text{wet}} = 22.3^\circ\text{C}$ |
| b. 15°C , $\phi = 100\%$ | \Rightarrow | $\omega = 0.0106$; $T_{\text{wet}} = 15^\circ\text{C}$ |
| c. 20°C , $\omega = 0.008$ | \Rightarrow | $\phi = 57\%$; $T_{\text{wet}} = 14.4^\circ\text{C}$ |
| d. 25°C , $T_{\text{wet}} = 23^\circ\text{C}$ | \Rightarrow | $\omega = 0.017$; $\phi = 86\%$ |



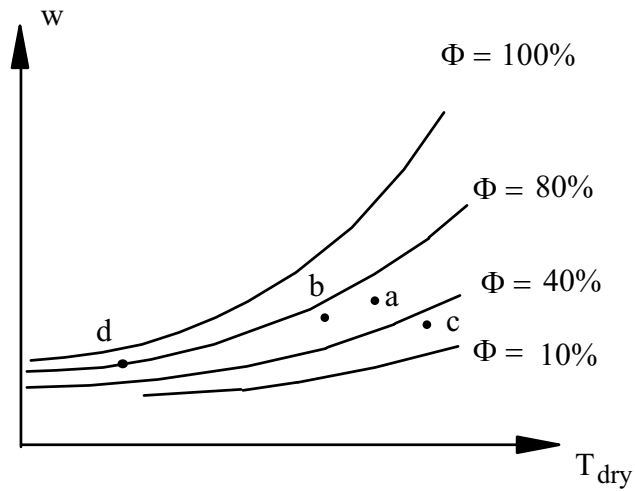
12.107

Use the psychrometric chart to find the missing property of: ϕ , ω , T_{wet} , T_{dry}

- | | |
|---|---|
| a. $\phi = 50\%$, $\omega = 0.012$ | b. $T_{\text{wet}} = 15^\circ\text{C}$, $\phi = 60\%$. |
| c. $\omega = 0.008$ and $T_{\text{wet}} = 17^\circ\text{C}$ | d. $T_{\text{dry}} = 10^\circ\text{C}$, $\omega = 0.006$ |

Solution:

- a. $\phi = 50\%$, $\omega = 0.012 \Rightarrow T_{\text{dry}} = 23.5^\circ\text{C}$, $T_{\text{wet}} = 20.6^\circ\text{C}$
 b. $T_{\text{wet}} = 15^\circ\text{C}$, $\phi = 60\% \Rightarrow T_{\text{dry}} = 20.2^\circ\text{C}$, $\omega = 0.0086$
 c. $\omega = 0.008$, $T_{\text{wet}} = 17^\circ\text{C} \Rightarrow T_{\text{dry}} = 27.2^\circ\text{C}$, $\phi = 37\%$
 d. $T_{\text{dry}} = 10^\circ\text{C}$, $\omega = 0.006 \Rightarrow \phi = 80\%$, $T_{\text{wet}} = 8.2^\circ\text{C}$



12.108

Use the formulas and the steam tables to find the missing property of: ϕ , ω , and T_{dry} , total pressure is 100 kPa; repeat the answers using the psychrometric chart

a. $\phi = 50\%$, $\omega = 0.010$ b. $T_{\text{wet}} = 15^\circ\text{C}$, $\phi = 50\%$ c. $T_{\text{dry}} = 25^\circ\text{C}$, $T_{\text{wet}} = 21^\circ\text{C}$

a. From Eq.12.21 $P_v = P \omega / (0.622 + \omega) = 100 \times 0.01 / 0.632 = 1.582 \text{ kPa}$

From Eq.12.18 $P_g = P_v / \phi = 1.582 / 0.5 = 3.165 \text{ kPa} \Rightarrow T = 25^\circ\text{C}$

b. Assume T_{wet} is adiabatic saturation T and use energy Eq.12.23

At 15°C : $P_g = 1.705 \Rightarrow \omega = 0.622 \times 1.705 / (100 - 1.705) = 0.01079$

LHS = $\omega_1 (h_{v1} - h_{f2}) + C_p T_1 = \text{RHS} = C_p T_2 + \omega_2 h_{fg2}$

RHS = $1.004 \times 15 + 0.01079 \times 2465.93 = 41.667 \text{ kJ/kg}$

$\omega_1 = 0.622 \phi P_g / (100 - \phi P_g)$ where P_g is at T_1 . Trial and error.

LHS_{25C} = 49.98, LHS_{20C} = 38.3 $\Rightarrow T = 21.4^\circ\text{C}$, $\omega_1 = 0.008$

c. At 21°C :: $P_g = 2.505 \Rightarrow \omega_2 = 0.622 \times 2.505 / (100 - 2.505) = 0.016$

$h_{f2} = 88.126$ and $h_{fg2} = 2451.76 \text{ kJ/kg}$, $h_{v1} = 2547.17$

From Eq.12.23: $\omega_1 = [C_p(T_2 - T_1) + \omega_2 h_{fg2}] / (h_{v1} - h_{f2}) = 0.0143$

$P_v = P \omega / (0.622 + \omega) = 2.247$, $\phi = 2.247 / 3.169 = 0.71$

Using the psychrometric chart E.4:

a: $T_{\text{dry}} = 25.3^\circ\text{C}$ b. $T_{\text{dry}} = 21.6^\circ\text{C}$, $\omega = 0.008$

c: $\omega = 0.0141$, $\phi = 71\text{-}72\%$

12.109

For each of the states in Problem 12.107 find the dew point temperature.

Solution:

The dew point is the state with the same humidity ratio (abs humidity ω) and completely saturated $\phi = 100\%$. From psychrometric chart:

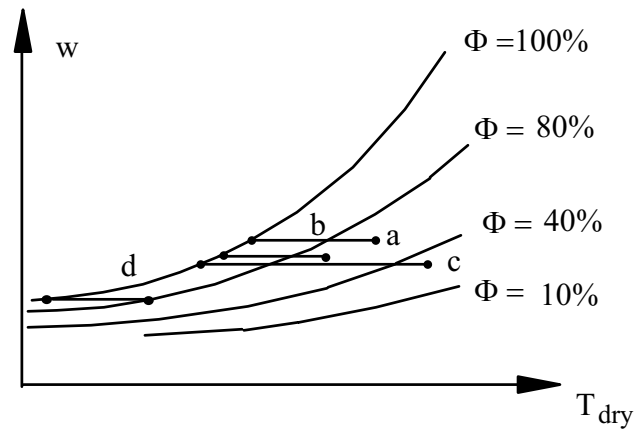
$$a. \quad T_{\text{dew}} = 16.8^{\circ}\text{C} \qquad c. \quad T_{\text{dew}} = 10.9^{\circ}\text{C}$$

$$b. \quad T_{\text{dew}} = 12^{\circ}\text{C} \qquad d. \quad T_{\text{dew}} = 6.5^{\circ}\text{C}$$

Finding the solution from the tables is done for cases a,c and d as

$$\text{Eq. 12.28 solve: } P_v = P_g = \omega P_{\text{tot}} / [\omega + 0.622] = P_{\text{sat}}(T_{\text{dew}}) \text{ in B.1.1}$$

For case b use energy Eq. 10.30 to find ω_1 first from $T_{\text{ad sat}} = T_{\text{wet}}$.



12.110

Compare the weather two places where it is cloudy and breezy. At beach A it is 20°C, 103.5 kPa, relative humidity 90% and beach B has 25°C, 99 kPa, relative humidity 20%. Suppose you just took a swim and came out of the water. Where would you feel more comfortable and why?

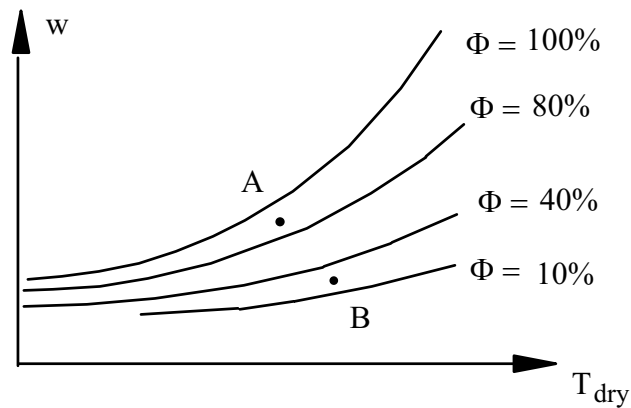
Solution:

Your skin being wet and air is flowing over it will feel T_{wet} . With the small difference in pressure from 100 kPa use the psychrometric chart.

$$A: 20^\circ\text{C}, \phi = 90\% \Rightarrow T_{\text{wet}} = 18.7^\circ\text{C}$$

$$B: 25^\circ\text{C}, \phi = 20\% \Rightarrow T_{\text{wet}} = 12.3^\circ\text{C}$$

At beach A it is comfortable, at B it feels chilly.



12.111

Ambient air at 100 kPa, 30°C, 40% relative humidity goes through a constant pressure heat exchanger as a steady flow. In one case it is heated to 45°C and in another case it is cooled until it reaches saturation. For both cases find the exit relative humidity and the amount of heat transfer per kilogram dry air.

Solution:

$$\text{CV heat exchanger: } \dot{m}_{Ai} = \dot{m}_{Ae}, \quad \dot{m}_{vi} = \dot{m}_{ve}, \quad w_e = w_i$$

$$(h_a + wh_v)_i + q = (h_a + wh_v)_e = \tilde{h}_e, \quad q = \tilde{h}_e - \tilde{h}_i$$

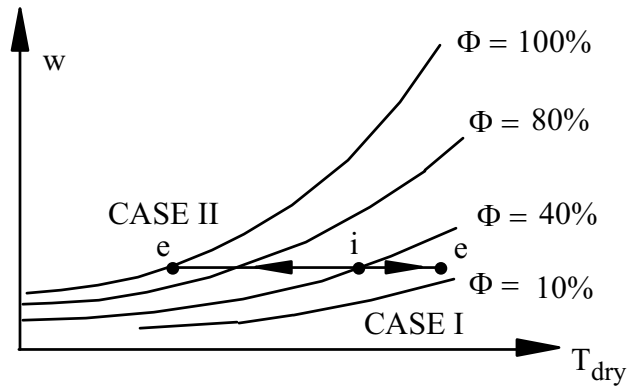
Using the psychrometric chart: $i: w_i = 0.0104, \tilde{h}_i = 76$

Case I) e: $T_e = 45^\circ\text{C}, w_e = w_i \Rightarrow \tilde{h}_e = 92,$

$$\phi_e = 17\%, \quad q = 92 - 76 = 16 \text{ kJ/kg dry air}$$

Case II) e: $w_e = w_i, \phi_e = 100\% \Rightarrow \tilde{h}_e = 61, T_e = 14.5^\circ\text{C}$

$$q = 61 - 76 = -15 \text{ kJ/kg dry air}$$

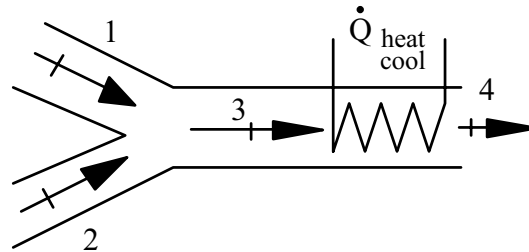


12.112

A flow of moist air at 21°C, 60% relative humidity should be produced from mixing of two different moist air flows. Flow 1 is at 10°C, relative humidity 80% and flow 2 is at 32°C and has $T_{wet} = 27^\circ\text{C}$. The mixing chamber can be followed by a heater or a cooler. No liquid water is added and $P = 100\text{ kPa}$. Find the two controls one is the ratio of the two mass flow rates $\dot{m}_{a1}/\dot{m}_{a2}$ and the other is the heat transfer in the heater/cooler per kg dry air.

Solution:

C.V : Total Setup
state 3 is internal to CV.



Continuity Eq.: $\dot{m}_{a1} w_1 + \dot{m}_{a2} w_2 = (\dot{m}_{a1} + \dot{m}_{a2}) w_4$

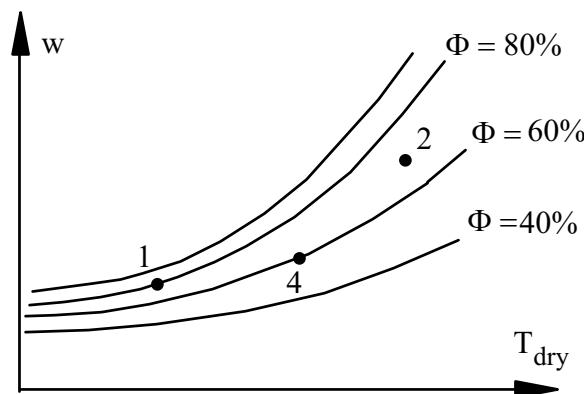
Energy Eq. $\dot{m}_{a1} \tilde{h}_1 + \dot{m}_{a2} \tilde{h}_2 + \dot{Q}_{a1} = (\dot{m}_{a1} + \dot{m}_{a2}) \tilde{h}_4$

Define $x = \dot{m}_{a1}/\dot{m}_{a2}$ and substitute into continuity equation

$$\Rightarrow x w_1 + w_2 = (1+x) w_4 \Rightarrow x = \frac{w_4 - w_2}{w_1 - w_4} = 3.773$$

Energy equation scaled to total flow of dry air

$$\begin{aligned} \tilde{q} &= \dot{Q}_{a1}/(\dot{m}_{a1} + \dot{m}_{a2}) = \tilde{h}_4 - [x/(1+x)] \tilde{h}_1 - [1/(1+x)] \tilde{h}_2 \\ &= 64 - 0.7905 \times 45 - 0.2095 \times 105 \\ &= 6.43 \text{ kJ/kg-dry air} \end{aligned}$$



State 1:
 $w_1 = 0.006, \tilde{h}_1 = 45$

State 2:
 $w_2 = 0.0208, \tilde{h}_2 = 105$

State 4:
 $w_4 = 0.0091, \tilde{h}_4 = 64,$
 $T_{dew\ 4} = 12.5^\circ\text{C}$

12.113

In a hot and dry climate, air enters an air-conditioner unit at 100 kPa, 40°C, and 5% relative humidity, at the steady rate of 1.0 m³/s. Liquid water at 20°C is sprayed into the air in the AC unit at the rate 20 kg/hour, and heat is rejected from the unit at the rate 20 kW. The exit pressure is 100 kPa. What are the exit temperature and relative humidity?

$$\text{State 1: } T_1 = 40^\circ\text{C}, P_1 = 100 \text{ kPa}, \phi_1 = 5\%, \dot{V}_{a1} = 1 \text{ m}^3/\text{s}$$

$$P_{g1} = 7.3837 \text{ kPa}, P_{v1} = \phi_1 P_{g1} = 0.369 \text{ kPa}, P_{a1} = P - P_{v1} = 99.63 \text{ kPa}$$

$$\omega_1 = 0.622 \frac{P_{v1}}{P_{a1}} = 0.0023, \dot{m}_{a1} = \frac{P_{a1} \dot{V}_{a1}}{RT_{a1}} = 1.108 \text{ kg/s}, h_{v1} = 2574.3 \text{ kJ/kg}$$

$$\text{State 2 : Liq. Water. } 20^\circ\text{C}, \dot{m}_{f2} = 20 \text{ kg/hr} = 0.00556 \text{ kg/s}, h_{f2} = 83.9 \text{ kJ/kg}$$

$$\text{Conservation of Mass: } \dot{m}_{a1} = \dot{m}_{a3}, \dot{m}_{v1} + \dot{m}_{f2} = \dot{m}_{v3}$$

$$\omega_3 = (\dot{m}_{f2} / \dot{m}_{a1}) + \omega_1 = (0.00556/1.108) + 0.0023 = 0.0073$$

$$\text{State 3 : } P_3 = 100 \text{ kPa and } P_{v3} = P_3 \omega_3 / (0.622 + \omega_3) = 1.16 \text{ kPa}$$

$$1^{\text{st}} \text{Law: } \dot{Q} + \dot{m}_{a1} h_{a1} + \dot{m}_{v1} h_{v1} + \dot{m}_{f2} h_{f2} = \dot{m}_{a3} h_{a3} + \dot{m}_{v3} h_{v3}; \dot{Q} = -20 \text{ kW}$$

$$(h_{a3} - h_{a1}) + \omega_3 h_{v3} = \omega_1 h_{v1} + (\dot{m}_{f2} h_{f2} + \dot{Q}) / \dot{m}_{a1}$$

$$= 0.0023 * 2574.3 + (0.00556 * 83.9 - 20) / 1.108 = -11.7$$

Unknowns: h_{a3}, h_{v3} implicitly given by a single unknown: T_3

$$\text{Trial and Error for } T_3; T_3 = \mathbf{10 \text{ C}}, P_{g3} = 1.23 \text{ kPa}, \phi_3 = \frac{P_{v3}}{P_{g3}} = \mathbf{0.94}$$

If we solved with the psychrometric chart we would get:

$$\text{State 1: } \dot{m}_{v1} / \dot{m}_a = \omega_1 = 0.002, \tilde{h}_1 = 65;$$

$$\text{State 3: } \omega_3 = (\dot{m}_{f2} / \dot{m}_{a1}) + \omega_1 = (0.00556/1.108) + 0.002 = 0.007$$

Now the energy equation becomes

$$\tilde{h}_3 = \tilde{h}_1 + (\dot{m}_{f2} h_{f2} + \dot{Q}) / \dot{m}_{a1} = 65 + (0.00556 * 83.9 - 20) / 1.108 = 47.4$$

Given ω_3 we find the state around 10 C and $\phi_3 = 90\%$

12.114

Consider two states of atmospheric air. (1) 35°C , $T_{\text{wet}} = 18^\circ\text{C}$ and (2) 26.5°C , $\phi = 60\%$. Suggest a system of devices that will allow air in a steady flow process to change from (1) to (2) and from (2) to (1). Heaters, coolers (de)humidifiers, liquid traps etc. are available and any liquid/solid flowing is assumed to be at the lowest temperature seen in the process. Find the specific and relative humidity for state 1, dew point for state 2 and the heat transfer per kilogram dry air in each component in the systems.

Use the psychrometric chart E.4

$$1: w_1 = 0.006, \quad \tilde{h}_1 = 70.5, \quad \phi_1 = 18\%, \quad T_{\text{dew}} = 6.5^\circ\text{C}, \quad \tilde{h}_{\text{dew}} = 42$$

$$2: w_2 = 0.013, \quad \tilde{h}_2 = 79.4, \quad \phi_2 = 60\%, \quad T_{\text{dew}} = 18^\circ\text{C}, \quad \tilde{h}_{\text{dew}} = 71$$

Since $w_2 > w_1$ water must be added in process I to II and removed in the process II to I. Water can only be removed by cooling below dew point temperature so

I to II: Adiab. sat I to Dew,II, then heater from Dew,II to II

II to I: Cool to Dew,I then heat Dew,I to I

The first one can be done because $T_{\text{dew II}} = T_{\text{ad sat I}}$

$$\text{I to II: } q = \tilde{h}_{\text{II}} - \tilde{h}_{\text{dewII}} = 79.4 - 71 = \mathbf{8.4 \text{ kJ/kg air}}$$

$$\begin{aligned} \text{II to I: } q_{\text{cool}} &= \tilde{h}_{\text{II}} - \tilde{h}_{\text{dewI}} - (w_2 - w_1)h_f(\text{at } T_{\text{dewI}}) \\ &= 79.4 - 0.007 \times 27.29 = \mathbf{37.2 \text{ kJ/kg air}} \end{aligned}$$

$$q_{\text{heat}} = \tilde{h}_I - \tilde{h}_{\text{dewI}} = 70.5 - 42 = \mathbf{28.5 \text{ kJ/kg air}}$$

12.115

To refresh air in a room, a counterflow heat exchanger, see Fig. P12.72, is mounted in the wall, drawing in outside air at 0.5°C, 80% relative humidity and pushing out room air, 40°C, 50% relative humidity. Assume an exchange of 3 kg/min dry air in a steady flow device, and also that the room air exits the heat exchanger to the atmosphere at 23°C. Find the net amount of water removed from the room, any liquid flow in the heat exchanger and (T, ϕ) for the fresh air entering the room.

$$\text{State 3: } w_3 = 0.0232, \tilde{h}_3 = 119.2, T_{\text{dew } 3} = 27^\circ\text{C}$$

The room air is cooled to $23^\circ\text{C} < T_{\text{dew } 3}$ so liquid will form in the exit flow channel and state 4 is saturated.

$$4: 23^\circ\text{C}, \phi = 100\% \Rightarrow w_4 = 0.0178, \tilde{h}_4 = 88, h_{f4} = 96.52 \text{ kJ/kg}$$

$$1: 0.5^\circ\text{C}, \phi = 80\% \Rightarrow w_1 = 0.0032, \tilde{h}_1 = 29.2 \text{ kJ/kg dry air}$$

CV 3 to 4:

$$\dot{m}_{\text{liq } 4} = \dot{m}_a (w_3 - w_4) = 3 (0.0232 - 0.0178) = \mathbf{0.0162 \text{ kg/min}}$$

$$\text{CV room: } \dot{m}_{\text{v,out}} = \dot{m}_a (w_3 - w_2) = \dot{m}_a (w_3 - w_1)$$

$$= 3(0.0232 - 0.0032) = \mathbf{0.06 \text{ kg/min}}$$

$$\text{CV Heat exchanger: } m_a(\tilde{h}_2 - \tilde{h}_1) = m_a(\tilde{h}_3 - \tilde{h}_4) - m_{\text{liq}}h_{f4}$$

$$\begin{aligned} \tilde{h}_2 &= \tilde{h}_1 + \tilde{h}_3 - \tilde{h}_4 - (w_3 - w_4) h_{f4} = 29.2 + 119.2 - 88 - 0.0054 \times 96.52 \\ &= 59.9 \text{ kJ/kg dry air} \end{aligned}$$

$$2: w_2 = w_3, \tilde{h}_2 \Rightarrow T_2 = \mathbf{32.5^\circ\text{C}}, \phi = \mathbf{12\%}$$

Availability (exergy) in mixtures**12.116**

Consider the mixing of a steam flow with an oxygen flow in Problem 12.71. Find the rate of total inflowing availability and the rate of exergy destruction in the process.

A flow of 1.8 kg/s steam at 400 kPa, 400°C is mixed with 3.2 kg/s oxygen at 400 kPa, 400 K in a steady flow mixing-chamber without any heat transfer. Find the exit temperature and the rate of entropy generation.

$$\begin{aligned} \text{Exergy Flow: } \dot{\Phi}_{\text{in}} &= \dot{m} \psi_{\text{in}} = \dot{m}_{\text{H}_2\text{O}} \psi_1 + \dot{m}_{\text{O}_2} \psi_2 \\ \psi_1 &= h_1 - h_o - T_o(s_1 - s_o) \\ &= C_{P \text{ H}_2\text{O}}(T_1 - T_o) - T_o [C_{P \text{ H}_2\text{O}} \ln(T_1/T_o) - R \ln(P_1/P_o)] \\ &= 1.872 (400 - 25) - 298.15 [1.872 \ln \frac{673.15}{298.15} - 0.4615 \ln \frac{400}{100}] \\ &= 702 - 298.15 (1.5245 - 0.63978) = 438.2 \text{ kJ/kg} \\ \psi_2 &= h_2 - h_o - T_o(s_2 - s_o) \\ &= C_{P \text{ O}_2}(T_2 - T_o) - T_o [C_{P \text{ O}_2} \ln(T_2/T_o) - R \ln(P_2/P_o)] \\ &= 0.922(126.85 - 25) - 298.15 [0.922 \ln \frac{400}{298.15} - 0.2598 \ln \frac{400}{100}] \\ &= 93.906 - 298.15 (0.27095 - 0.36016) = 120.5 \text{ kJ/kg} \\ \dot{\Phi}_{\text{in}} &= \dot{m}_{\text{H}_2\text{O}} \psi_1 + \dot{m}_{\text{O}_2} \psi_2 = 1.8 \cdot 438.2 + 3.2 \cdot 120.5 = \mathbf{1174.4 \text{ kW}} \end{aligned}$$

C.V. Mixing chamber, steady flow, no work, no heat transfer. To do the entropies we need the mole fractions.

$$\begin{aligned} \dot{n}_{\text{H}_2\text{O}} &= \frac{\dot{m}_{\text{H}_2\text{O}}}{M_{\text{H}_2\text{O}}} = \frac{1.8}{18.015} = 0.1 \text{ kmol/s}; \quad \dot{n}_{\text{O}_2} = \frac{\dot{m}_{\text{O}_2}}{M_{\text{O}_2}} = \frac{3.2}{31.999} = 0.1 \text{ kmol/s} \\ y_{\text{H}_2\text{O}} &= y_{\text{O}_2} = 0.5 \end{aligned}$$

$$\text{Energy Eq.: } \dot{m}_{\text{H}_2\text{O}} h_1 + \dot{m}_{\text{O}_2} h_2 = \dot{m}_{\text{H}_2\text{O}} h_{3 \text{ H}_2\text{O}} + \dot{m}_{\text{O}_2} h_{3 \text{ O}_2}$$

$$\text{Entropy Eq.: } \dot{m}_{\text{H}_2\text{O}} s_1 + \dot{m}_{\text{O}_2} s_2 + \dot{S}_{\text{gen}} = \dot{m}_{\text{H}_2\text{O}} s_{3 \text{ H}_2\text{O}} + \dot{m}_{\text{O}_2} s_{3 \text{ O}_2}$$

Solve for T from the energy equation

$$\dot{m}_{\text{H}_2\text{O}} (h_{3 \text{ H}_2\text{O}} - h_1) + \dot{m}_{\text{O}_2} (h_{3 \text{ O}_2} - h_2) = 0$$

$$\dot{m}_{\text{H}_2\text{O}} C_{P \text{ H}_2\text{O}}(T_3 - T_1) + \dot{m}_{\text{O}_2} C_{P \text{ O}_2}(T_3 - T_2) = 0$$

$$1.8 \times 1.872 (T_3 - 400 - 273.15) + 3.2 \times 0.922(T_3 - 400) = 0$$

$$T_3 = \mathbf{545.6 \text{ K}}$$

$$\begin{aligned}
\dot{S}_{\text{gen}} &= \dot{m}_{\text{H}_2\text{O}} (s_{3 \text{ H}_2\text{O}} - s_1) + \dot{m}_{\text{O}_2} (s_{3 \text{ O}_2} - s_2) \\
&= \dot{m}_{\text{H}_2\text{O}} \left[C_{P \text{ H}_2\text{O}} \ln \frac{T_3}{T_1} - R \ln y_{\text{H}_2\text{O}} \right] + \dot{m}_{\text{O}_2} \left[C_{P \text{ O}_2} \ln \frac{T_3}{T_2} - R \ln y_{\text{O}_2} \right] \\
&= 1.8 \left[1.872 \ln \frac{545.6}{673.15} - 0.4615 \ln 0.5 \right] \\
&\quad + 3.2 \left[0.922 \ln \frac{545.6}{400} - 0.2598 \ln 0.5 \right] \\
&= -0.132 + 1.492 = \mathbf{1.36 \text{ kW/K}}
\end{aligned}$$

The exergy destruction is proportional to the entropy generation

$$\dot{\Phi}_{\text{in}} = T_o \dot{S}_{\text{gen}} = 298.15 \times 1.36 = \mathbf{405.5 \text{ kW}}$$

12.117

A mixture of 75% carbon dioxide and 25% water by mass is flowing at 1600 K, 100 kPa into a heat exchanger where it is used to deliver energy to a heat engine. The mixture leave the heat exchanger at 500 K with a mass flow rate of 2 kg/min. Find the rate of energy and the rate of exergy delivered to the heat engine.

C.V. Heat exchanger, steady flow and no work.

From Table A.8:

$$\text{CO}_2: h_{\text{in}} = 1748.12 \text{ kJ/kg}, s_{\text{T in}}^{\circ} = 6.7254 \text{ kJ/kg K}$$

$$\text{CO}_2: h_{\text{ex}} = 401.52 \text{ kJ/kg}, s_{\text{T ex}}^{\circ} = 5.3375 \text{ kJ/kg K}$$

$$\text{H}_2\text{O}: h_{\text{in}} = 3487.69 \text{ kJ/kg}, s_{\text{T in}}^{\circ} = 14.0822 \text{ kJ/kg K}$$

$$\text{H}_2\text{O}: h_{\text{ex}} = 935.12 \text{ kJ/kg}, s_{\text{T ex}}^{\circ} = 11.4644 \text{ kJ/kg K}$$

$$\begin{aligned} \text{Energy Eq.: } \dot{Q} &= \dot{m} (h_{\text{in}} - h_{\text{ex}}) = \dot{m} \sum y_i (h_{\text{in}} - h_{\text{ex}})_i \\ &= \frac{2}{60} [0.75 (1748.12 - 401.52) + 0.25(3487.69 - 935.12)] \\ &= \frac{1}{30} [1009.95 + 638.14] = \mathbf{54.94 \text{ kW}} \end{aligned}$$

Entropy change:

$$\begin{aligned} s_{\text{in}} - s_{\text{ex}} &= 0.75(6.7254 - 5.3375) + 0.25(14.0822 - 11.9644) \\ &= 1.6954 \text{ kJ/kg K} \end{aligned}$$

Exergy Flux:

$$\begin{aligned} \dot{\Phi} &= \dot{m} (\psi_{\text{in}} - \psi_{\text{ex}}) = \dot{Q} - T_o \dot{m} (s_{\text{in}} - s_{\text{ex}}) \\ &= 54.94 - 298.15 \times \frac{1}{30} \times 1.6954 \\ &= \mathbf{38.09 \text{ kW}} \end{aligned}$$

12.118

Find the second law efficiency of the heat exchanger in Problem 12.59. A flow of 2 kg/s mixture of 50% CO₂ and 50% O₂ by mass is heated in a constant pressure heat exchanger from 400 K to 1000 K by a radiation source at 1400 K. Find the rate of heat transfer and the entropy generation in the process.

Solution:

The second law efficiency follows Eq.10.32 where the wanted term is the flow increase of exergy and the source is the radiation.

$$\dot{\Phi}_{\text{flow}} = \dot{m}(\psi_{\text{ex}} - \psi_{\text{in}}); \quad \dot{\Phi}_{\text{source}} = \dot{Q}_{\text{in}} \left(1 - \frac{T_0}{T_{\text{source}}}\right)$$

$$\text{Heat exchanger Energy Eq.6.12:} \quad \dot{Q}_{\text{in}} = \dot{m}(h_e - h_i)$$

Values from Table A.8 due to the high T.

$$\dot{Q}_{\text{in}} = 2 \left[\frac{1}{2} \times (971.67 - 303.76) + \frac{1}{2} \times (980.95 - 366.03) \right] = 1282.8 \text{ kW}$$

$$\dot{\Phi}_{\text{source}} = \dot{Q}_{\text{in}} \left(1 - \frac{T_0}{T_{\text{source}}}\right) = 1282.8 \left(1 - \frac{298.15}{1400}\right) = 1009.6 \text{ kW}$$

$$\text{Entropy Eq.9.8:} \quad \dot{m}_e s_e = \dot{m}_i s_i + \dot{Q}/T_s + \dot{S}_{\text{gen}}$$

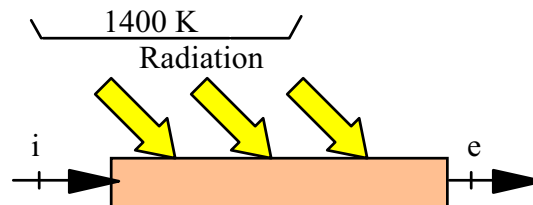
As $P = C$, the pressure correction in Eq.8.28 drops out to give generation as

$$\begin{aligned} \dot{S}_{\text{gen}} &= \dot{m}(s_e - s_i) - \dot{Q}/T_s \\ &= 2 [0.5 \times (6.119 - 5.1196) + 0.5 \times (7.6121 - 6.6838)] - 1282.8/1400 \\ &= 1.01 \text{ kW/K} \end{aligned}$$

$$\begin{aligned} \dot{\Phi}_{\text{flow}} &= \dot{\Phi}_{\text{source}} - \dot{\Phi}_{\text{destruction}} = \dot{\Phi}_{\text{source}} - T \dot{S}_{\text{gen}} \\ &= 1009.6 - 298.15 \times 1.01 = 708.5 \end{aligned}$$

$$\eta = \frac{\dot{\Phi}_{\text{flow}}}{\dot{\Phi}_{\text{source}}} = \frac{708.5}{1009.6} = \mathbf{0.70}$$

Remark: We could also explicitly have found the flow exergy increase.



Review Problems

12.119

A piston/cylinder contains helium at 110 kPa at ambient temperature 20°C, and initial volume of 20 L as shown in Fig. P12.119. The stops are mounted to give a maximum volume of 25 L and the nitrogen line conditions are 300 kPa, 30°C. The valve is now opened which allows nitrogen to flow in and mix with the helium. The valve is closed when the pressure inside reaches 200 kPa, at which point the temperature inside is 40°C. Is this process consistent with the second law of thermodynamics?

$$P_1 = 110 \text{ kPa}, \quad T_1 = 20 \text{ }^\circ\text{C}, \quad V_1 = 20 \text{ L}, \quad V_{\max} = 25 \text{ L} = V_2$$

$$P_2 = 200 \text{ kPa}, \quad T_2 = 40 \text{ }^\circ\text{C}, \quad P_i = 300 \text{ kPa}, \quad T_i = 30 \text{ }^\circ\text{C}$$

$$\text{Constant } P \text{ to stops, then constant } V = V_{\max} \Rightarrow W_{cv} = P_1(V_2 - V_1)$$

$$\begin{aligned} Q_{cv} &= U_2 - U_1 + W_{cv} - n_i \bar{h}_i, \\ &= n_2 \bar{h}_2 - n_1 \bar{h}_1 - n_i \bar{h}_i - (P_2 - P_1)V_2 \\ &= n_A(\bar{h}_{A2} - \bar{h}_{Ai}) + n_B(\bar{h}_{B2} - \bar{h}_{Bi}) - (P_2 - P_1)V_2 \end{aligned}$$

$$n_B = n_1 = P_1 V_1 / \bar{R} T_1 = 110 \times 0.02 / 8.3145 \times 293.2 = 0.0009 \text{ kmol}$$

$$n_2 = n_A + n_B = P_2 V_2 / \bar{R} T_2 = 200 \times 0.025 / 8.3145 \times 313.2 = 0.00192 \text{ kmol},$$

$$n_A = n_2 - n_B = 0.00102 \text{ kmol}$$

$$\text{Mole fractions: } y_{A2} = 0.00102 / 0.00192 = 0.5313, \quad y_{B2} = 0.4687$$

$$\begin{aligned} Q_{cv} &= 0.00102 \times 28.013 \times 1.042(40 - 30) + 0.0009 \times 4.003 \times 5.193(40 - 20) \\ &\quad - (200 - 110) 0.025 \\ &= 0.298 + 0.374 - 2.25 = -1.578 \text{ kJ} \end{aligned}$$

$$\begin{aligned} S_{gen} &= n_2 \bar{s}_2 - n_1 \bar{s}_1 - n_i \bar{s}_i - Q_{cv} / T_0 \\ &= n_A(\bar{s}_{A2} - \bar{s}_{Ai}) + n_B(\bar{s}_{B2} - \bar{s}_{Bi}) - Q_{cv} / T_0 \end{aligned}$$

$$\bar{s}_{A2} - \bar{s}_{Ai} = 29.189 \ln \frac{313.2}{303.2} - \bar{R} \ln \frac{0.5313 \times 200}{300} = 9.5763$$

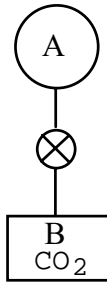
$$\bar{s}_{B2} - \bar{s}_{Bi} = 20.7876 \ln \frac{313.2}{293.2} - \bar{R} \ln \frac{0.4687 \times 200}{110} = 2.7015$$

$$S_{gen} = 0.00102 \times 9.5763 + 0.0009 \times 2.7015 + 1.578 / 293.2$$

$$= \mathbf{0.0176 \text{ kJ/K} > 0} \quad \mathbf{\text{Satisfies 2nd law.}}$$

12.120

A spherical balloon has an initial diameter of 1 m and contains argon gas at 200 kPa, 40°C. The balloon is connected by a valve to a 500-L rigid tank containing carbon dioxide at 100 kPa, 100°C. The valve is opened, and eventually the balloon and tank reach a uniform state in which the pressure is 185 kPa. The balloon pressure is directly proportional to its diameter. Take the balloon and tank as a control volume, and calculate the final temperature and the heat transfer for the process.



$$V_{A1} = \frac{\pi}{6} 1^3 = 0.5236,$$

$$m_{A1} = \frac{P_{A1} V_{A1}}{RT_{A1}} = \frac{200 \times 0.5236}{0.20813 \times 313.2} = 1.606 \text{ kg}$$

$$m_{B1} = P_{B1} V_{B1} / RT_{B1} = 100 \times 0.50 / 0.18892 \times 373.2 = 0.709 \text{ kg}$$

$$P_2 V_{A2}^{-1/3} = P_{A1} V_{A1}^{-1/3} \rightarrow$$

$$V_{A2} = V_{A1} \left(\frac{P_2}{P_{A1}} \right)^3 = 0.5236 \left(\frac{185}{200} \right)^3 = 0.4144 \text{ m}^3$$

2: Uniform ideal gas mixture :

$$P_2 (V_{A2} + V_B) = (m_A R_A + m_B R_B) T_2$$

$$T_2 = 185(0.4144 + 0.50) / (1.606 \times 0.20813 + 0.709 \times 0.18892) = \mathbf{361.3 \text{ K}}$$

$$W_{12} = \frac{P_2 V_{A2} - P_{A1} V_{A1}}{1 - (-1/3)} = \frac{185 \times 0.4144 - 200 \times 0.5236}{(4/3)} = -21.0 \text{ kJ}$$

$$Q = m_A C_{V0A} (T_2 - T_{A1}) + m_B C_{V0B} (T_2 - T_{B1}) + W_{12}$$

$$= 1.606 \times 0.312(361.3 - 313.2) + 0.709 \times 0.653(361.3 - 373.2) - 21.0$$

$$= 18.6 - 21.0 = \mathbf{-2.4 \text{ kJ}}$$

12.121

An insulated vertical cylinder is fitted with a frictionless constant loaded piston of cross sectional area 0.1 m^2 and the initial cylinder height of 1.0 m . The cylinder contains methane gas at 300 K , 150 kPa , and also inside is a 5-L capsule containing neon gas at 300 K , 500 kPa . The capsule now breaks, and the two gases mix together in a constant pressure process. What is the final temperature, final cylinder height and the net entropy change for the process.

$$A_p = 0.1 \text{ m}^2, \quad h = 1.0 \text{ m} \Rightarrow V_{\text{tot}} = V_{a1} + V_{b1} = 0.1 \text{ m}^3$$

$$\text{Methane: } M = 16.04 \text{ kg/kmol}, C_p = 2.254 \text{ kJ/kg-K}, R = 0.51835 \text{ kJ/kg-K}$$

$$\text{Neon: } M = 20.183 \text{ kg/kmol}, C_p = 1.03 \text{ kJ/kg-K}, R = 0.41195 \text{ kJ/kg-K}$$

$$\text{State 1: Methane, } T_{a1} = 300 \text{ K}, P_{a1} = 150 \text{ kPa}, V_{a1} = V_{\text{tot}} - V_{b1} = 0.095 \text{ m}^3$$

$$\text{Neon, } T_{b1} = 300 \text{ K}, P_{b1} = 500 \text{ kPa}, V_{b1} = 5 \text{ L}$$

$$m_a = \frac{P_{a1} V_{a1}}{R_a T_{a1}} = 0.0916 \text{ kg}, \quad n_a = \frac{m_a}{M_a} = 0.00571 \text{ kmol}$$

$$m_b = \frac{P_{b1} V_{b1}}{R_b T_{b1}} = 0.0202 \text{ kg}, \quad n_b = \frac{m_b}{M_b} = 0.001 \text{ kmol}$$

$$\text{State 2: Mix, } P_{2\text{mix}} = P_{a1} = 150 \text{ kPa}$$

$$\text{Energy Eq: } {}_1Q_2 = m_a(u_{a2} - u_{a1}) + m_b(u_{b2} - u_{b1}) + {}_1W_2; \quad {}_1Q_2 = 0$$

$${}_1W_2 = \int P \, dV = P_2(V_2 - V_1)_{\text{tot}}; \quad P_2 V_2 = m_{\text{tot}} R_{\text{mix}} T_2 = (m_a R_a + m_b R_b) T_2$$

Assume Constant Specific Heat

$$0 = m_a C_{pa}(T_2 - T_{a1}) + m_b C_{pb}(T_2 - T_{b1}) + (m_a R_a + m_b R_b) T_2 - P_2 V_1_{\text{tot}}$$

$$\text{Solving for } T_2 = \mathbf{293.3 \text{ K}}$$

$$V_2 = \frac{(m_a R_a + m_b R_b) T_2}{P_2} = 0.1087 \text{ m}^3, \quad h_2 = \frac{V_2}{A_p} = \mathbf{1.087 \text{ m}}$$

$$\text{Entropy Eq.: } \Delta S_{\text{net}} = m_a(s_{a2} - s_{a1}) + m_b(s_{b2} - s_{b1}) - \frac{{}_1Q_2}{T_0}; \quad {}_1Q_2 = 0$$

$$y_a = \frac{n_a}{n_a + n_b} = 0.851, \quad y_b = 1 - y_a = 0.149$$

$$s_{a2} - s_{a1} = C_{pa} \ln \frac{T_2}{T_{a1}} - R_a \ln \frac{y_a P_2}{P_{a1}} = 0.02503 \text{ kJ/kg-K}$$

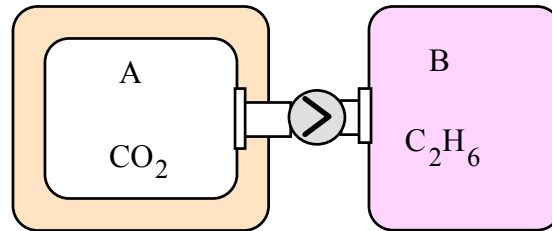
$$s_{b2} - s_{b1} = C_{pb} \ln \frac{T_2}{T_{b1}} - R_b \ln \frac{y_b P_2}{P_{b1}} = 1.2535 \text{ kJ/kg-K}$$

$$\Delta S_{\text{net}} = \mathbf{0.0276 \text{ kJ/K}}$$

12.122

An insulated rigid 2 m³ tank A contains CO₂ gas at 200°C, 1 MPa. An uninsulated rigid 1 m³ tank B contains ethane, C₂H₆, gas at 200 kPa, room temperature 20°C. The two are connected by a one-way check valve that will allow gas from A to B, but not from B to A. The valve is opened and gas flows from A to B until the pressure in B reaches 500 kPa and the valve is closed. The mixture in B is kept at room temperature due to heat transfer. Find the total number of moles and the ethane mole fraction at the final state in B. Find the final temperature and pressure in tank A and the heat transfer to/from tank B.

Solution:



Tank A: $V_A = 2 \text{ m}^3$, state A_1 : CO₂, $T_{A1} = 200^\circ\text{C} = 473.2 \text{ K}$, $P_{A1} = 1 \text{ MPa}$
 $\bar{C}_{v0 \text{ CO}_2} = 0.653 \times 44.01 = 28.74$, $\bar{C}_{p0 \text{ CO}_2} = 0.842 \times 44.01 = 37.06 \text{ kJ/kmol K}$

Tank B: $V_B = 1 \text{ m}^3$, state B_1 : C₂H₆, $T_{B1} = 20^\circ\text{C} = 293.2 \text{ K}$, $P_{B1} = 200 \text{ kPa}$
 Slow Flow A to B to $P_{B2} = 500 \text{ kPa}$ and assume $T_{B2} = T_{B1} = T_0$

Total moles scales to pressure, so with same V and T we have

$$P_{B1} V_B = n_{B1} \bar{R} T_{B1}, \quad P_{B2} V_B = n_{B2 \text{ mix}} \bar{R} T_{B2}$$

$$\text{Mole fraction: } y_{\text{C}_2\text{H}_6 \text{ B}_2} = \frac{n_{B1}}{n_{B2}} = \frac{P_{B1}}{P_{B2}} = \frac{200}{500} = \mathbf{0.400}$$

$$n_{B1} = \frac{P_{B1} V_B}{R T_{B1}} = \frac{200 \times 1}{R \times 293.2} = 0.08204 \text{ kmol}$$

$$n_{B2 \text{ mix}} = \frac{P_{B2} V_B}{R T_{B2}} = \frac{500 \times 1}{R \times 293.2} = 0.2051 \text{ kmol}$$

$$n_{\text{CO}_2 \text{ B}_2} = 0.2051 - 0.08201 = 0.12306 \text{ kmol}$$

Now we can work backwards to final state in A

$$n_{A1} = \frac{P_{A1} V_A}{R T_{A1}} = \frac{1000 \times 2}{R \times 473.2} = 0.50833 \text{ kmol}; \quad n_{A2} = n_{A1} - n_{\text{CO}_2 \text{ B}_2} = 0.38527 \text{ kmol}$$

C.V. A: All CO₂ Transient with flow out and adiabatic.

$$\text{Energy Eq.: } Q_{\text{CV A}} = 0 = n_{A2} \bar{u}_{A2} - n_{A1} \bar{u}_{A1} + n_{\text{ave}} \bar{h}_{\text{ave}}$$

$$0 = n_{A2} \bar{C}_{v0 \text{ CO}_2} T_{A2} - n_{A1} \bar{C}_{v0 \text{ CO}_2} T_{A1} + n_{\text{ave}} \bar{C}_{p0 \text{ CO}_2} (T_{A1} + T_{A2})/2$$

$$0 = 28.74(0.38527 \times T_{A2} - 0.50833 \times 473.2) + 0.12306 \times 37.06(473.2 + T_{A2})/2$$

$$\Rightarrow T_{A2} = \mathbf{436.9 \text{ K}}$$

$$P_{A2} = \frac{n_{A2} R T_{A2}}{V_A} = \frac{0.38527 \times R \times 436.9}{2} = \mathbf{700 \text{ kPa}}$$

C.V. B: Transient with flow in and non-adiabatic.

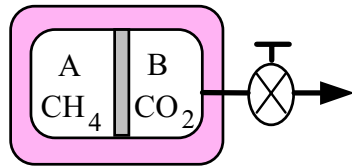
$$Q_{CVB} + n_{Bi} \bar{h}_{Bi \text{ ave}} = (\bar{n})_{B2} - (\bar{n})_{B1} = (\bar{n})_{\text{CO}_2 B2} + (\bar{n})_{\text{C}_2\text{H}_6 B2} - (\bar{n})_{\text{C}_2\text{H}_6 B1}$$

$$Q_{CVB} = 0.12306 \times 28.74 \times 293.2 + 0 - 0.12306 \times 37.06 (473.2 + 436.9)/2$$

$$= \mathbf{-1038 \text{ kJ}}$$

12.123

A 0.2 m^3 insulated, rigid vessel is divided into two equal parts A and B by an insulated partition, as shown in Fig. P12.123. The partition will support a pressure difference of 400 kPa before breaking. Side A contains methane and side B contains carbon dioxide. Both sides are initially at 1 MPa, 30°C . A valve on side B is opened, and carbon dioxide flows out. The carbon dioxide that remains in B is assumed to undergo a reversible adiabatic expansion while there is flow out. Eventually the partition breaks, and the valve is closed. Calculate the net entropy change for the process that begins when the valve is closed.



$$\begin{aligned}\Delta P_{\text{MAX}} &= 400 \text{ kPa}, & P_{A1} &= P_{B1} = 1 \text{ MPa} \\ V_{A1} &= V_{B1} = 0.1 \text{ m}^3 \\ T_{A1} &= T_{B1} = 30^\circ\text{C} = 303.2 \text{ K}\end{aligned}$$

CO_2 inside B: $s_{B2} = s_{B1}$ to $P_{B2} = 600 \text{ kPa}$ ($P_{A2} = 1000 \text{ kPa}$)

$$\text{For } \text{CO}_2, k = 1.289 \Rightarrow T_{B2} = 303.2 \left(\frac{600}{1000} \right)^{\frac{0.289}{1.289}} = 270.4 \text{ K}$$

$$n_{B2} = P_{B2} V_{B2} / \bar{R} T_{B2} = 600 \times 0.1 / 8.3145 \times 270.4 = 0.026688$$

$$n_{A2} = n_{A1} = 1000 \times 0.1 / 8.3145 \times 303.2 = 0.039668 \text{ kmol}$$

$$Q_{23} = 0 = n_3 \bar{u}_3 - \sum_i n_i \bar{u}_i + 0 = n_{A2} \bar{C}_{V0A} (T_3 - T_{A2}) + n_{B2} \bar{C}_{V0B} (T_3 - T_{B2}) = 0$$

$$0.039668 \times 16.04 \times 1.736 (T_3 - 303.2) + 0.026688 \times 44.01 \times 0.653 (T_3 - 270.4) = 0$$

$$\text{Solve } T_3 = 289.8 \text{ K}$$

$$P_3 = 0.066356 \times 8.3145 \times 289.8 / 0.2 = 799.4 \text{ kPa}$$

$$P_{A3} = 0.5978 \times 799.4 = 477.9 \text{ kPa}, \quad P_{B3} = P_3 - P_{A3} = 321.5 \text{ kPa}$$

$$\bar{s}_{A3} - \bar{s}_{A2} = 16.04 \times 2.254 \ln \left(\frac{289.8}{303.2} \right) - 8.3145 \ln \frac{477.9}{1000} = 4.505 \text{ kJ/kmol K}$$

$$\bar{s}_{B3} - \bar{s}_{B2} = 44.01 \times 0.842 \ln \left(\frac{289.8}{270.4} \right) - 8.3145 \ln \frac{321.5}{600} = 7.7546 \text{ kJ/kmol K}$$

$$\Delta S_{\text{NET}} = 0.039668 \times 4.505 + 0.026688 \times 7.7546 = +0.3857 \text{ kJ/K}$$

12.124

An air-water vapor mixture enters a steady flow heater humidifier unit at state 1: 10°C, 10% relative humidity, at the rate of 1 m³/s. A second air-vapor stream enters the unit at state 2: 20°C, 20% relative humidity, at the rate of 2 m³/s. Liquid water enters at state 3: 10°C, at the rate of 400 kg per hour. A single air-vapor flow exits the unit at state 4: 40°C. Calculate the relative humidity of the exit flow and the rate of heat transfer to the unit.

Assume: $P = 100 \text{ kPa}$

State 1: $T_1 = 10^\circ\text{C}$, $\phi_1 = 10\%$, $\dot{V}_{a1} = 1 \text{ m}^3/\text{s}$

$$P_{g1} = 1.2276 \text{ kPa}, \quad P_{v1} = \phi_1 P_{g1} = 0.1228 \text{ kPa},$$

$$P_{a1} = P - P_{v1} = 99.877 \text{ kPa}$$

$$\omega_1 = 0.622 \frac{P_{v1}}{P_{a1}} = 0.000765, \quad \dot{m}_{a1} = \frac{P_{a1} \dot{V}_{a1}}{RT_{a1}} = 1.2288 \text{ kg/s}$$

$$\dot{m}_{v1} = \omega_1 \dot{m}_{a1} = 0.00094 \text{ kg/s}, \quad h_{v1} = h_{g1} = 2519.7 \text{ kJ/kg}$$

State 2: $T_2 = 20^\circ\text{C}$, $\phi_2 = 20\%$, $\dot{V}_{a2} = 2 \text{ m}^3/\text{s}$

$$P_{g2} = 2.3385 \text{ kPa}, \quad P_{v2} = \phi P_{g2} = 0.4677 \text{ kPa}, \quad P_{a2} = P - P_{v2} = 99.532 \text{ kPa}$$

$$\omega_2 = 0.622 \frac{P_{v2}}{P_{a2}} = 0.002923, \quad \dot{m}_{a2} = \frac{P_{a2} \dot{V}_{a2}}{RT_{a2}} = 2.3656 \text{ kg/s}$$

$$\dot{m}_{v2} = \omega_2 \dot{m}_{a2} = 0.00691 \text{ kg/s}, \quad h_{v2} = h_{g2} = 2538.1 \text{ kJ/kg}$$

State 3: Liquid. $T_3 = 10^\circ\text{C}$, $\dot{m}_{f3} = 400 \text{ kg/hr} = 0.1111 \text{ kg/s}$, $h_{f3} = 42 \text{ kJ/kg}$

State 4: $T_4 = 40^\circ\text{C}$

Continuity Eq. air: $\dot{m}_{a4} = \dot{m}_{a2} + \dot{m}_{a1} = 3.5944 \text{ kg/s}$,

Continuity Eq. water: $\dot{m}_{v4} = \dot{m}_{v1} + \dot{m}_{v2} + \dot{m}_{f3} = 0.11896 \text{ kg/s}$

$$\omega_4 = \frac{\dot{m}_{v4}}{\dot{m}_{a4}} = 0.0331 = 0.622 \frac{P_{v4}}{P - P_{v4}} \quad \rightarrow \quad P_{v4} = 5.052 \text{ kPa}$$

$$P_{g4} = 7.384 \text{ kPa}, \quad \phi_4 = \frac{P_{v4}}{P_{g4}} = \mathbf{0.684}, \quad h_{v4} = h_{g4} = 2574.3 \text{ kJ/kg}$$

1st Law: $\dot{Q} + \dot{m}_{a1} h_{a1} + \dot{m}_{v1} h_{v1} + \dot{m}_{a2} h_{a2} + \dot{m}_{v2} h_{v2} + \dot{m}_{f3} h_{f3} = \dot{m}_{a4} h_{a4} + \dot{m}_{v4} h_{v4}$

$$\dot{Q} = 1.004(3.5944 \times 40 - 1.2288 \times 10 - 2.3656 \times 20) + 0.11896 \times 2574.3$$

$$- 0.00094 \times 2519.7 - 0.00691 \times 2538.1 - 0.1111 \times 42.0$$

$$= \mathbf{366 \text{ kW}}$$

12.125

You have just washed your hair and now blow dry it in a room with 23°C, $\phi = 60\%$, (1). The dryer, 500 W, heats the air to 49°C, (2), blows it through your hair where the air becomes saturated (3), and then flows on to hit a window where it cools to 15°C (4). Find the relative humidity at state 2, the heat transfer per kilogram of dry air in the dryer, the air flow rate, and the amount of water condensed on the window, if any.

The blowdryer heats the air at constant specific humidity to 2 and it then goes through an adiabatic saturation process to state 3, finally cooling to 4.

$$1: 23^\circ\text{C}, 60\% \text{ rel hum} \Rightarrow w_1 = 0.0104, \tilde{h}_1 = 69 \text{ kJ/kg dry air}$$

$$2: w_2 = w_1, T_2 \Rightarrow \phi_2 = \mathbf{15\%}, \tilde{h}_2 = 95 \text{ kJ/kg dry air}$$

CV. 1 to 2:

$$w_2 = w_1; \quad q = \tilde{h}_2 - \tilde{h}_1 = 95 - 69 = \mathbf{26 \text{ kJ/kg dry air}}$$

$$\dot{m}_a = Q/q = 0.5/26 = \mathbf{0.01923 \text{ kg/s}}$$

$$\text{CV. 2 to 3: } w_3 - w_2 = \dot{m}_{\text{liq}}/\dot{m}_a; \quad \dot{m}_a \tilde{h}_2 + \dot{m}_{\text{liq}} h_f = \dot{m}_a \tilde{h}_3$$

$$3: \phi = 100\% \Rightarrow T_3 = \mathbf{T_{\text{wet},2} = 24.8^\circ\text{C}}, w_3 = \mathbf{0.0198}$$

$$4: \phi = 100\%, T_4 \Rightarrow w_4 = 0.01065$$

$$\dot{m}_{\text{liq}} = (w_3 - w_4)\dot{m}_a = (0.0198 - 0.01065) \times 0.01923 = \mathbf{0.176 \text{ g/s}}$$

If the steam tables and formula's are used then we get

$$h_{g1} = 2543.5, \quad h_{g2} = 2590.3, \quad P_{g1} = 2.837, \quad P_{v1} = 1.7022,$$

$$P_{g2} = 11.8, \quad w_1 = 0.01077, \quad w_2 = w_1, \quad P_{v2} = P_{v1}$$

$$\phi_2 = P_{v2}/P_{g2} = 14.4\%, \quad h_{f3} = 114,$$

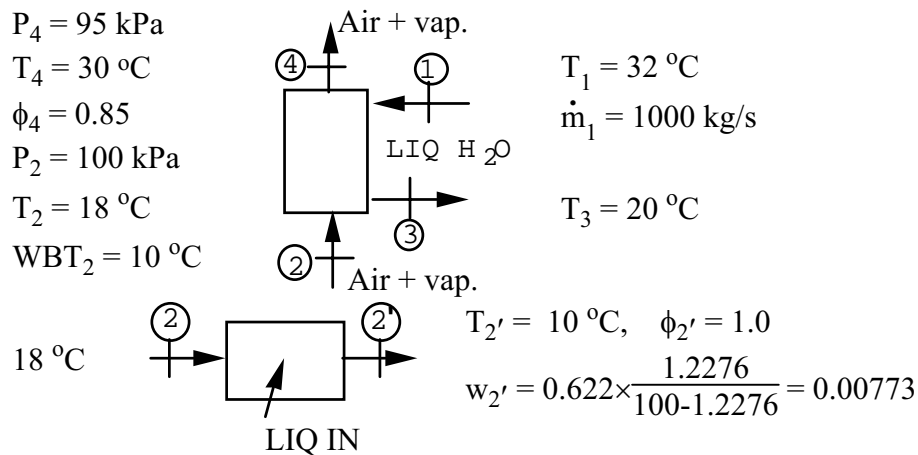
Trial and error for adiabatic saturation temperature.

$$T_3 = 25^\circ\text{C}, \quad w_3 = 0.02, \quad P_{v4} = P_{g4} = 1.705 \text{ kPa},$$

$$w_4 = 0.622 \times 1.705 / (100 - 1.705) = 0.0108$$

12.126

Steam power plants often utilize large cooling towers to cool the condenser cooling water so it can be recirculated; see Fig. P12.126. The process is essentially evaporative adiabatic cooling, in which part of the water is lost and must therefore be replenished. Consider the setup shown in Fig. P12.126, in which 1000 kg/s of warm water at 32°C from the condenser enters the top of the cooling tower and the cooled water leaves the bottom at 20°C. The moist ambient air enters the bottom at 100 kPa, dry bulb temperature of 18°C and a wet bulb temperature of 10°C. The moist air leaves the tower at 95 kPa, 30°C, and relative humidity of 85%. Determine the required mass flow rate of dry air, and the fraction of the incoming water that evaporates and is lost.



$$w_2 = \frac{(h_{a2'} - h_{a2}) + w_2' h_{FG2'}}{h_{v2} - h_{F2'}} = \frac{1.0035(10-18) + 0.00773 \times 2477.7}{2534.4 - 42.0} = 0.00446$$

$$P_{v4} = 0.85 \times 4.246 = 3.609, \quad w_4 = 0.622 \times \frac{3.609}{95 - 3.609} = 0.02456$$

$$\text{Cons. mass: } \dot{m}_{a2} = \dot{m}_{a4} = \dot{m}_a, \quad \dot{m}_1 + \dot{m}_{v2} = \dot{m}_3 + \dot{m}_{v4}$$

$$\text{or } \dot{m}_3 = \dot{m}_1 + \dot{m}_a(w_2 - w_4) \quad \text{and set } r = \dot{m}_1 / \dot{m}_a$$

$$\text{1st law: } \dot{m}_1 h_1 + \dot{m}_a h_{a2} + \dot{m}_{v2} h_{v2} = \dot{m}_3 h_3 + \dot{m}_a h_{a4} + \dot{m}_{v4} h_{v4}$$

$$\text{or } r h_1 + (h_{a2} - h_{a4}) + w_2 h_{v2} = (r + w_2 - w_4) h_3 + w_4 h_{v4}$$

$$r(h_1 - h_3) = h_{a4} - h_{a2} + w_4 h_{v4} - w_2 h_{v2} - (w_4 - w_2) h_3$$

$$r(134.15 - 83.96) = 1.004(30 - 18) + 0.02456 \times 2556.3$$

$$- 0.00446 \times 2534.4 - 0.0201 \times 83.96$$

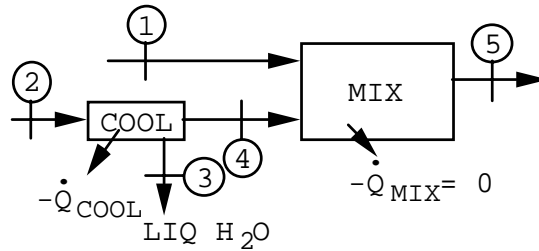
$$r = \dot{m}_1 / \dot{m}_a = 1.232 \quad \rightarrow \quad \dot{m}_a = \mathbf{811.7 \text{ kg/s}}$$

$$\dot{m}_3 = \dot{m}_1 + \dot{m}_a(w_2 - w_4) = 1000 - 811.7 \times 0.0201 = 983.7$$

$$\Delta \dot{m} / \dot{m}_1 = \mathbf{0.0163}$$

12.127

Ambient air is at a condition of 100 kPa, 35°C, 50% relative humidity. A steady stream of air at 100 kPa, 23°C, 70% relative humidity, is to be produced by first cooling one stream to an appropriate temperature to condense out the proper amount of water and then mix this stream adiabatically with the second one at ambient conditions. What is the ratio of the two flow rates? To what temperature must the first stream be cooled?



$$\begin{aligned}
 P_1 &= P_2 = 100 \text{ kPa} \\
 T_1 &= T_2 = 35 \text{ }^\circ\text{C} \\
 \phi_1 &= \phi_2 = 0.50, \phi_4 = 1.0 \\
 P_5 &= 100, T_5 = 23 \text{ }^\circ\text{C} \\
 \phi_5 &= 0.70
 \end{aligned}$$

$$P_{v1} = P_{v2} = 0.5 \times 5.628 = 2.814 \text{ kPa} \Rightarrow w_1 = w_2 = 0.622 \times \frac{2.814}{100 - 2.814} = 0.0180$$

$$P_{v5} = 0.7 \times 2.837 = 1.9859 \text{ kPa} \Rightarrow w_5 = 0.622 \times \frac{1.9859}{100 - 1.9859} = 0.0126$$

C.V.: Mixing chamber: Call the mass flow ratio $r = m_{a2}/m_{a1}$

$$\text{cons. mass: } w_1 + r w_4 = (1+r)w_5$$

$$\text{Energy Eq.: } h_{a1} + w_1 h_{v1} + r h_{a4} + r w_4 h_{v4} = (1+r)h_{a5} + (1+r)w_5 h_{v5}$$

$$\rightarrow 0.018 + r w_4 = (1+r) 0.0126$$

$$\text{or } r = \frac{m_{a2}}{m_{a1}} = \frac{0.018 - 0.0126}{0.0126 - w_4}, \quad \text{with } w_4 = 0.622 \times \frac{P_{G4}}{100 - P_{G4}}$$

$$\begin{aligned}
 1.004 \times 308.2 + 0.018 \times 2565.3 + r \times 1.004 \times T_4 + r w_4 h_{v4} \\
 = (1+r) \times 1.004 \times 296.2 + (1+r) \times 0.0126 \times 2543.6
 \end{aligned}$$

$$\text{or } r \left[1.004 \times T_4 + w_4 h_{G4} - 329.3 \right] + 26.2 = 0$$

$$\text{Assume } T_4 = 5 \text{ }^\circ\text{C} \rightarrow P_{G4} = 0.8721, \quad h_{G4} = 2510.5$$

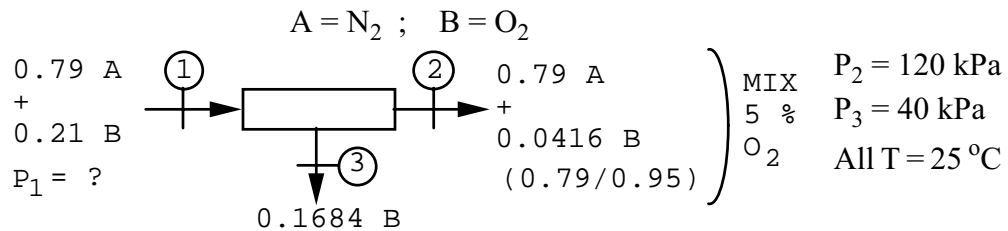
$$w_4 = 0.622 \times 0.8721 / (100 - 0.8721) = 0.0055$$

$$r = m_{a2}/m_{a1} = \frac{0.018 - 0.0126}{0.0126 - 0.0055} = \mathbf{0.7606}$$

$$0.7606 [1.004 \times 278.2 + 0.0055 \times 2510.5 - 329.6] + 26.2 = -1.42 \approx 0 \quad \text{OK}$$

12.128

A semipermeable membrane is used for the partial removal of oxygen from air that is blown through a grain elevator storage facility. Ambient air (79% nitrogen, 21% oxygen on a mole basis) is compressed to an appropriate pressure, cooled to ambient temperature 25°C, and then fed through a bundle of hollow polymer fibers that selectively absorb oxygen, so the mixture leaving at 120 kPa, 25°C, contains only 5% oxygen. The absorbed oxygen is bled off through the fiber walls at 40 kPa, 25°C, to a vacuum pump. Assume the process to be reversible and adiabatic and determine the minimum inlet air pressure to the fiber bundle.



Let $s_{A1} = s_{B1} = 0$ at $T = 25^\circ\text{C}$ & P_1

$$\bar{s}_{\text{MIX } 1} = 0 + 0 - y_{A1}\bar{R} \ln y_{A1} - y_{B1}\bar{R} \ln y_{B1}$$

$$\bar{s}_{\text{MIX } 2} = 0 + 0 - \bar{R} \ln (P_2/P_1) - y_{A2}\bar{R} \ln y_{A2} - y_{B2}\bar{R} \ln y_{B2}$$

Pure B: $\bar{s}_3 = 0 - \bar{R} \ln (P_3/P_1)$

For $\dot{n}_1\bar{s}_1 = \dot{n}_2\bar{s}_2 + \dot{n}_3\bar{s}_3$

$$\bar{R} \left[-0.8316 \ln (P_2/P_1) - 0.79 \ln 0.95 - 0.0416 \ln 0.05 \right.$$

$$\left. - 0.1684 \ln (P_3/P_1) + 0.79 \ln 0.79 + 0.21 \ln 0.21 \right] = 0$$

$$0.8316 \ln (P_2/P_1) + 0.1684 \ln (P_3/P_1) = -0.3488 + 4.6025 - \ln P_1 = -0.3488$$

$P_{1 \text{ min}} = 141 \text{ kPa}$

For $P_1 > P_{1 \text{ min}}$ we would have entropy generation $\Delta\dot{S} > 0$

12.129

A dehumidifier receives a flow of 0.25 kg/s dry air at 28°C, 80% relative humidity as shown in figure P12.105. It is cooled down to 20°C as it flows over the evaporator and then heated up again as it flows over the condenser. The standard refrigeration cycle uses R-22 with an evaporator temperature of 5°C and a condensation pressure of 1600 kPa. Find the amount of liquid water removed and the heat transfer in the cooling process. How much compressor work is needed? What is the final air exit temperature and relative humidity?

Solution:

This set-up has a standard refrigeration cycle with R-22. This cycle and the air flow interacts through the two heat transfer processes. The cooling of the air is provided by the refrigeration cycle and thus requires an amount of work that depends on the cycle COP.

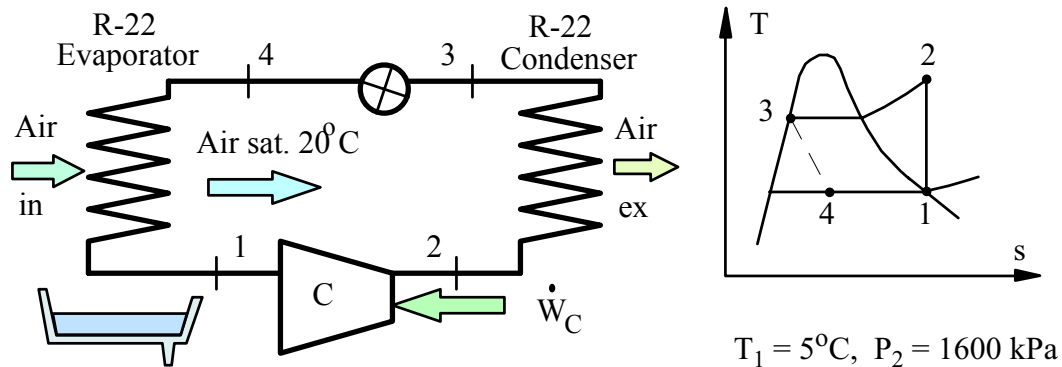
Refrigeration cycle:

$$\text{State 1: } x = 1 \quad h_1 = 251.73 \text{ kJ/kg}, \quad s_1 = 0.9197 \text{ kJ/kg K}$$

$$\text{State 2: } s_2 = s_1, \quad h_2 = 276.75 \text{ kJ/kg}, \quad T_2 = 58^\circ\text{C}$$

$$\text{State 3: } x_3 = 0.0, \quad h_3 = h_f = 96.55 \text{ kJ/kg}, \quad (T_3 = 41.7^\circ\text{C})$$

$$\text{State 4: } h_4 = h_3 \quad \text{and} \quad P_4 = P_1$$



Now we get

$$w_C = h_2 - h_1 = 276.75 - 251.73 = 25.02 \text{ kJ/kg}$$

$$q_H = h_2 - h_3 = 276.75 - 96.55 = 180.2 \text{ kJ/kg}$$

$$q_L = h_1 - h_4 = 251.73 - 96.55 = 155.18 \text{ kJ/kg}$$

For the air processes let us use the psychrometric chart.

Air inlet: $w_{in} = 0.019$, $\tilde{h}_{in} = 96$ kJ/kg dry air, $T_{dew} = 24^\circ\text{C} > 20^\circ\text{C}$

Air 20: $\phi = 100\%$, $w_{20} = 0.0148$, $\tilde{h}_{20} = 77.5$, $h_f = 83.94$ (B.1.1)

Now do the continuity (for water) and energy equations for the cooling process

$$\dot{m}_{liq} = \dot{m}_{air} (w_{in} - w_{20}) = 0.25 (0.019 - 0.0148) = \mathbf{0.00105 \text{ kg/s}}$$

$$\begin{aligned} \dot{Q}_{cool} &= \dot{m}_{air}(\tilde{h}_{in} - \tilde{h}_{20}) - \dot{m}_{liq}h_f = 0.25(96 - 77.5) - 0.00105 \cdot 83.94 \\ &= \mathbf{4.537 \text{ kW}} \end{aligned}$$

Now the heater from the R-22 cycle has

$$\dot{Q}_{heat} = \dot{Q}_{cool} (q_H / q_L) = 4.537 (180.2 / 155.18) = 5.267 \text{ kW}$$

so the compressor work is the balance of the two

$$\dot{W}_C = \dot{Q}_{heat} - \dot{Q}_{cool} = 5.267 - 4.537 = \mathbf{0.73 \text{ kW}}$$

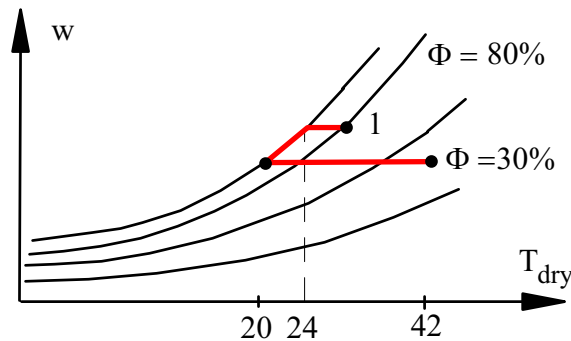
Energy eq. for the air flow being heated

$$\dot{Q}_{heat} = \dot{m}_{air}(\tilde{h}_{ex} - \tilde{h}_{20}) \Rightarrow \tilde{h}_{ex} = \tilde{h}_{20} + \dot{Q}_{heat} / \dot{m}_{air}$$

$$\tilde{h}_{ex} = 77.5 + 5.267 / 0.25 = 98.6 \text{ kJ/kg dry air} \quad \text{and} \quad w_{ex} = w_{20}$$

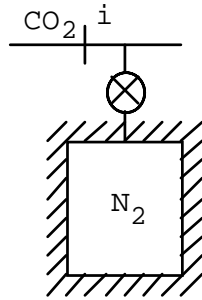
Locate state in the psychrometric chart

$$T = 42^\circ\text{C} \quad \text{and} \quad \phi = 30\%$$



12.130

A 100-L insulated tank contains N_2 gas at 200 kPa and ambient temperature 25°C . The tank is connected by a valve to a supply line flowing CO_2 at 1.2 MPa, 90°C . A mixture of 50% N_2 , 50% CO_2 by mole should be obtained by opening the valve and allowing CO_2 flow in to an appropriate pressure is reached and close the valve. What is the pressure? The tank eventually cools to ambient temperature. Find the net entropy change for the overall process.



$$V = 100 \text{ L}, P_1 = 200 \text{ kPa}, T_1 = T_0 = 25^\circ\text{C}$$

$$P_i = 1.2 \text{ MPa}, T_i = 90^\circ\text{C}$$

$$\text{At state 2: } y_{N_2} = y_{\text{CO}_2} = 0.50$$

$$n_2 \text{ CO}_2 = n_2 \text{ N}_2 = n_1 \text{ N}_2 = P_1 V / \bar{R} T_1$$

$$= 200 \times 0.1 / 8.3145 \times 298.2 = 0.00807 \text{ kmol}$$

$$n_2 = 0.01614 \text{ kmol}$$

1st law: $n_i \bar{h}_i = n_2 \bar{u}_2 - n_1 \bar{u}_1$, for const specific heats

$$n_i \bar{C}_{\text{Poi}} T_i = (n_i \bar{C}_{\text{Voi}} + n_1 \bar{C}_{\text{Voi}}) T_2 - n_1 \bar{C}_{\text{Voi}} T_1$$

$$\text{But } n_i = n_1 \quad \rightarrow \quad \bar{C}_{\text{Poi}} T_i = \bar{C}_{\text{Voi}} T_2 + \bar{C}_{\text{Voi}} (T_2 - T_1)$$

$$44.01 \times 0.842 \times 363.2 = 44.01 \times 0.653 T_2 + 28.013 \times 0.745 (T_2 - 298.2)$$

$$T_2 = 396.7 \text{ K}$$

$$P_2 = n_2 \bar{R} T_2 / V = 0.01614 \times 8.3145 \times 396.7 / 0.1 = \mathbf{532 \text{ kPa}}$$

Cool to $T_3 = T_0 = 298.2 \text{ K}$

$$P_3 = P_2 \times T_3 / T_2 = 532 \times 298.2 / 396.7 = 400 \text{ kPa}$$

$$Q_{23} = n_2 \bar{C}_{\text{Voi}} (T_3 - T_2) = 0.01614 (0.5 \times 28.013 \times 0.745$$

$$+ 0.5 \times 44.01 \times 0.653) (298.2 - 396.7) = -39.4 \text{ kJ}$$

$$\Delta S_{\text{NET}} = n_3 \bar{s}_3 - n_1 \bar{s}_1 - n_i \bar{s}_i - Q_{23} / T_0$$

$$= n_i [(\bar{s}_{\text{CO}_2})_3 - \bar{s}_i] + n_1 [(\bar{s}_{\text{N}_2})_3 - \bar{s}_1] - Q_{23} / T_0$$

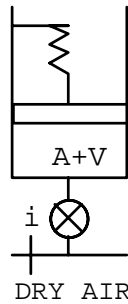
$$= 0.00807 (44.01 \times 0.8418 \ln \frac{298.2}{363.2} - 8.3145 \ln \frac{0.5 \times 400}{1200})$$

$$+ 0.00807 \times (-8.3145 \ln \frac{0.5 \times 400}{200}) - \frac{-39.4}{298.2}$$

$$= +0.0613 + 0 + 0.1321 = \mathbf{+0.1934 \text{ kJ/K}}$$

12.131

A cylinder/piston loaded with a linear spring contains saturated moist air at 120 kPa, 0.1 m^3 volume and also 0.01 kg of liquid water, all at ambient temperature 20°C . The piston area is 0.2 m^2 , and the spring constant is 20 kN/m. This cylinder is attached by a valve to a line flowing dry air at 800 kPa, 80°C . The valve is opened, and air flows into the cylinder until the pressure reaches 200 kPa, at which point the temperature is 40°C . Determine the relative humidity at the final state, the mass of air entering the cylinder and the work done during the process.



$$\begin{aligned}
 P_1 &= 120 \text{ kPa}, T_1 = 20^\circ\text{C} = T_0, V_1 = 0.1 \text{ m}^3, \\
 m_{\text{LIQ}1} &= 0.01 \text{ kg}, A_p = 0.2 \text{ m}^2, k_s = 20 \text{ kN/m} \\
 P_i &= 800 \text{ kPa} \quad P_2 = 200 \text{ kPa} \\
 T_i &= 80^\circ\text{C} \quad T_2 = 40^\circ\text{C} \\
 P_2 &= P_1 + (k_s/A_p^2)(V_2 - V_1) \\
 200 &= 120 + (20/0.2^2)(V_2 - 0.1) \rightarrow V_2 = 0.26 \text{ m}^3
 \end{aligned}$$

$$\phi_1 = 1.0 \quad (\text{or } w_1 = 0.622 \times 2.339 / 117.66 = 0.01236)$$

$$m_{v1} = \frac{P_{v1} V_1}{R_v T_1} = \frac{2.339 \times 0.1}{0.46152 \times 293.2} = 0.00173 \quad (= w_1 m_{A1})$$

Assume no liquid at state 2

$$m_{v2} = m_{v1} + m_{L1} = 0.01173 \text{ kg}$$

$$\rightarrow P_{v2} = \frac{m_v R_v T_2}{V_2} = \frac{0.001173 \times 0.46152 \times 313.2}{0.26} = 6.521 \text{ kPa}$$

$$\text{a) } \phi_2 = \frac{6.521}{7.384} = \mathbf{0.883}$$

$$\text{b) } m_{A1} = \frac{P_{A1} V_1}{R_A T_1} = \frac{117.66 \times 0.1}{0.287 \times 293.2} = 0.1398$$

$$m_{A2} = \frac{193.479 \times 0.26}{0.287 \times 313.2} = 0.5596$$

$$m_{Ai} = m_{A2} - m_{A1} = \mathbf{0.4198 \text{ kg}}$$

$$\text{c) } W_{CV} = \int P dV = \frac{1}{2}(P_1 + P_2)(V_2 - V_1) = \frac{1}{2}(120 + 200)(0.26 - 0.1) = \mathbf{25.6 \text{ kJ}}$$

12.132

Consider the previous problem and additionally determine the heat transfer. Show that the process does not violate the second law.

$$\begin{aligned}
 \text{a) } Q_{CV} &= m_{A2}h_{A2} - m_{A1}h_{A1} - m_{Ai}h_{Ai} + m_{v2}h_{v2} - m_{v1}h_{v1} - m_{L1}h_{L1} - P_2V_2 \\
 &\quad + P_1V_1 + W_{CV} \\
 &= 0.5596 \times 1.004 \times 313.2 - 0.1398 \times 1.004 \times 293.2 \\
 &\quad - 0.4198 \times 1.004 \times 353.2 + 0.001173 \times 2574.3 \\
 &\quad - 0.00173 \times 2538.4 - 0.01 \times 83.9 - 200 \times 0.26 + 120 \times 0.1 + 25.6 \\
 &= \mathbf{-3.48 \text{ kJ}}
 \end{aligned}$$

$$\begin{aligned}
 \text{b) } \Delta S_{CV} &= S_2 - S_1 = m_{A2}s_{A2} - m_{A1}s_{A1} + m_v s_{v2} - m_{v1}s_{v1} - m_{L1}s_{L1} \\
 \Delta S_{SURR} &= -Q_{CV}/T_0 - m_{Ai}s_{Ai} \\
 \Delta S_{NET} &= m_{A2}s_{A2} - m_{A1}s_{A1} - m_{Ai}s_{Ai} + m_v s_{v2} - m_{v1}s_{v1} - m_{L1}s_{L1} - Q_{CV}/T_0 \\
 &= m_{A2}(s_{A2} - s_{Ai}) + m_{A1}(s_{Ai} - s_{A1}) + m_v s_{v2} - m_{v1}s_{v1} - m_{L1}s_{L1} - Q_{CV}/T_0 \\
 s_{A2} - s_{Ai} &= 1.004 \ln \frac{313.2}{353.2} - 0.287 \ln \frac{193.479}{800} = +0.2866 \\
 s_{Ai} - s_{A1} &= 1.004 \ln \frac{313.2}{293.2} - 0.287 \ln \frac{800}{117.66} = -0.3633 \\
 s_{v2} &= s_{G2} - R_v \ln \phi_2 = 8.2569 - 0.46152 \ln 0.883 = 8.3143 \\
 s_{v1} &= s_{G1} - R_v \ln \phi_1 = 8.6671 - 0 = 8.6671 \\
 s_{L1} &= s_{F1} = 0.2966 \\
 \rightarrow \Delta S_{NET} &= 0.5596 (+0.2868) + 0.1398 (-0.3633) + 0.01173 \times 8.3143 - \\
 &\quad 0.00173 \times 8.6671 - 0.01 \times 0.2966 + 3.48/293.2 \\
 &= \mathbf{+0.201 \text{ kJ/K}}
 \end{aligned}$$

12.133

The air-conditioning by evaporative cooling in Problem 12.103 is modified by adding a dehumidification process before the water spray cooling process. This dehumidification is achieved as shown in Fig. P12.133 by using a desiccant material, which absorbs water on one side of a rotating drum heat exchanger. The desiccant is regenerated by heating on the other side of the drum to drive the water out. The pressure is 100 kPa everywhere and other properties are on the diagram. Calculate the relative humidity of the cool air supplied to the room at state 4, and the heat transfer per unit mass of air that needs to be supplied to the heater unit.

States as noted on Fig. P12.133, text page 506.

$$\text{At state 1, } 35^\circ\text{C: } P_{V1} = \phi_1 P_{G1} = 0.30 \times 5.628 = 1.6884$$

$$w_1 = 0.622 \times 1.6884 / 98.31 = 0.01068$$

$$\text{At } T_3 = 25^\circ\text{C: } w_3 = w_2 = w_1 / 2 = 0.00534$$

Evaporative cooling process to state 4, where $T_4 = 20^\circ\text{C}$

$$\text{As in Eq. 12.30: } w_3(h_{v3} - h_{f4}) = C_{P0A}(T_4 - T_3) + w_4 h_{fg4}$$

$$0.00534(2547.2 - 83.9) = 1.004(20 - 25) + w_4 \times 2454.2$$

$$w_4 = 0.0074 = 0.622 \times P_{v4} / (100 - P_{v4})$$

$$P_{v4} = 1.176 \text{ kPa, } \phi_4 = 1.176 / 2.339 = \mathbf{0.503}$$

Following now the flow back we have

$$\text{At } T_5 = 25^\circ\text{C, } w_5 = w_4 = 0.0074$$

Evaporative cooling process to state 6, where $T_6 = 20^\circ\text{C}$

$$w_5(h_{v5} - h_{f6}) = C_{P0A}(T_6 - T_5) + w_6 h_{fg6}$$

$$0.0074(2547.2 - 83.9) = 1.004(20 - 25) + w_6 \times 2454.2$$

$$\Rightarrow w_6 = 0.00947$$

For adiabatic heat exchanger,

$$\dot{m}_{A2} = \dot{m}_{A3} = \dot{m}_{A6} = \dot{m}_{A7} = \dot{m}_A, \quad \text{Also } w_2 = w_3, \quad w_6 = w_7$$

So now only T_7 is unknown in the energy equation

$$h_{A2} + w_2 h_{v2} + h_{A6} + w_6 h_{v6} = h_{A3} + w_3 h_{v3} + h_{A7} + w_7 h_{v7}$$

or

$$C_{P0A} T_7 + w_6(h_{v7} - h_{v6}) = C_{P0A}(T_2 + T_6 - T_3) + w_2(h_{v2} - h_{v3})$$

$$1.004 T_7 + 0.00947(h_{v7} - 2538.1) = 1.004(60 + 20 - 25)$$

$$+ 0.00534(2609.6 - 2547.2) = 55.526$$

By trial and error, $T_7 = 54.7 \text{ }^\circ\text{C}$, $h_{v7} = 2600.3 \text{ kJ/kg}$

For the heater 7-8, $w_8 = w_7$,

$$\dot{Q}/\dot{m}_A = C_{p0A}(T_8 - T_7) + w_7(h_{v8} - h_{v7})$$

$$= 1.004(80 - 54.7) + 0.00947(2643.7 - 2600.3) = \mathbf{25.8 \text{ kJ/kg dry air}}$$

**SOLUTION MANUAL
ENGLISH UNIT PROBLEMS
CHAPTER 12**

SONNTAG • BORGNAKKE • VAN WYLEN



FUNDAMENTALS
of
Thermodynamics
Sixth Edition

CHAPTER 12

SUBSECTION	PROB NO.
Concept Problems	134-141
Mixture Composition and Properties	142-144
Simple Processes	145-151
Entropy Generation	152-156
Air Water vapor Mixtures	157-168
Review Problems	169-170

Correspondence List

The correspondence between the new English unit problem set and the previous 5th edition chapter 12 problem set.

New	5th	SI	New	5th	SI	New	5th	SI
134	new	4	146	84	39	158	new	78
135	new	5	147	85	40	159	94	85
136	new	6	148	new	43	160	new	80
137	new	7	149	89	51	161	95	86
138	new	8	150	90a	53	162	96	87
139	new	9	151	88	55	163	97	89
140	new	10	152	86	62	164	99	92
141	new	16	153	87	66	165	new	98
142	81	21	154	91	68	166	98	102
143	82	26	155	92	72	167	100	105
144	new	30	156	90b	-	168	101	115
145	83	34	157	93	76	169	103	127
						170	102	130

Concept Problems**12.134E**

If oxygen is 21% by mole of air, what is the oxygen state (P , T , v) in a room at 540 R, 15 psia of total volume 2000 ft³?

The temperature is 540 R,

The partial pressure is $P_{O_2} = yP_{tot} = 3.15$ psia.

$$\text{At this } T, P: v = RT/P = \frac{48.28 \times 540 \text{ (ft-lbf/lbm R)} \times R}{3.15 \times 144 \text{ (lbf/in}^2\text{)} \text{ (in/ft)}^2} = 57.48 \text{ ft}^3/\text{lbm}$$

12.135E

A flow of oxygen and one of nitrogen, both 540 R, are mixed to produce 1 lbm/s air at 540 R, 15 psia. What are the mass and volume flow rates of each line?

$$\text{For the mixture, } M = 0.21 \times 32 + 0.79 \times 28.013 = 28.85$$

$$\text{For } O_2, \quad c = 0.21 \times 32 / 28.85 = 0.2329$$

$$\text{For } N_2, \quad c = 0.79 \times 28.013 / 28.85 = 0.7671$$

Since the total flow out is 1 lbm/s, these are the component flows in lbm/s.

Volume flow of O_2 in is

$$\dot{V} = \dot{c}mv = \dot{c}m \frac{RT}{P} = 0.2329 \times \frac{48.28 \times 540}{15 \times 144} = \mathbf{2.81 \text{ ft}^3/\text{s}}$$

Volume flow of N_2 in is

$$\dot{V} = \dot{c}mv = \dot{c}m \frac{RT}{P} = 0.7671 \times \frac{55.15 \times 540}{15 \times 144} = \mathbf{10.58 \text{ ft}^3/\text{s}}$$

12.136E

A flow of gas A and a flow of gas B are mixed in a 1:1 mole ratio with same T . What is the entropy generation per kmole flow out?

For this each mole fraction is one half so,

$$\begin{aligned} \text{Eq. 12.19: } \Delta S &= -\bar{R}(0.5 \ln 0.5 + 0.5 \ln 0.5) = +0.6931 \bar{R} \\ &= 0.6931 \times 1.98589 = \mathbf{1.376 \text{ Btu/lbmol-R}} \end{aligned}$$

12.137E

A rigid container has 1 lbm argon at 540 R and 1 lbm argon at 720 R both at 20 psia. Now they are allowed to mix without any external heat transfer. What is final T, P? Is any s generated?

$$\text{Energy Eq.: } U_2 - U_1 = 0 = 2mu_2 - mu_{1a} - mu_{1b} = mC_v(2T_2 - T_{1a} - T_{1b})$$

$$T_2 = (T_{1a} + T_{1b})/2 = 630 \text{ R,}$$

$$\text{Process Eq.: } V = \text{constant} \Rightarrow$$

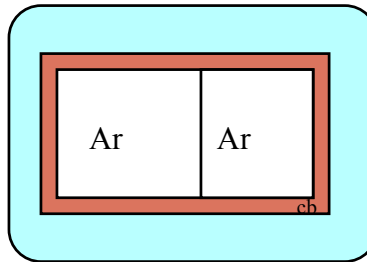
$$P_2V = 2mRT_2 = mR(T_{1a} + T_{1b}) = P_1V_{1a} + P_1V_{1b} = P_1V$$

$$P_2 = P_1 = 20 \text{ psia}$$

ΔS due to temp changes only, not P

$$\Delta S = m(s_2 - s_{1a}) + m(s_2 - s_{1b}) = mC [\ln(T_2/T_{1a}) + \ln(T_2/T_{1b})]$$

$$= 1 \times 0.124 \left[\ln \frac{630}{540} + \ln \frac{630}{720} \right] = 0.00256 \text{ Btu/R}$$



12.138E

A rigid container has 1 lbm CO₂ at 540 R and 1 lbm argon at 720 R both at 20 psia. Now they are allowed to mix without any heat transfer. What is final T, P?

No Q, No W so the energy equation gives constant U

$$\Delta U = 0 = (1 \times 0.201 + 1 \times 0.124) \times T_2 - 1 \times 0.201 \times 540 - 1 \times 0.124 \times 720$$

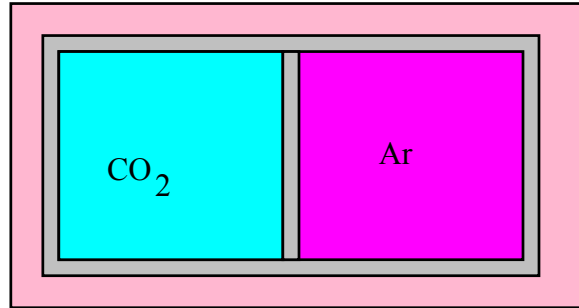
$$T_2 = 608.7 \text{ R,}$$

Volume from the beginning state

$$V = [1 \times 35.10 \times 540 / 20 + 1 \times 38.68 \times 720 / 20] / 144 = 16.25 \text{ ft}^3$$

Pressure from ideal gas law and Eq.12.15 for R

$$P_2 = (1 \times 35.10 + 1 \times 38.68) \times 608.7 / (16.25 \times 144) = 19.2 \text{ psia}$$



12.139E

A flow of 1 lbm/s argon at 540 R and another flow of 1 lbm/s CO₂ at 2800 R both at 20 psia are mixed without any heat transfer. What is the exit T, P?

No work implies no pressure change for a simple flow. The energy equation becomes

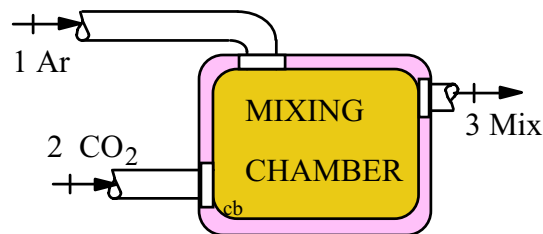
$$\dot{m}h_i = \dot{m}h_e = (\dot{m}h_i)_{\text{Ar}} + (\dot{m}h_i)_{\text{CO}_2} = (\dot{m}h_e)_{\text{Ar}} + (\dot{m}h_e)_{\text{CO}_2}$$

$$\Rightarrow \dot{m}_{\text{CO}_2}C_{p, \text{CO}_2}(T_e - T_i)_{\text{CO}_2} + \dot{m}_{\text{Ar}}C_{p, \text{Ar}}(T_e - T_i)_{\text{Ar}} = 0$$

$$\Rightarrow \dot{m}_{\text{Ar}}C_{p, \text{Ar}}T_i + \dot{m}_{\text{CO}_2}C_{p, \text{CO}_2}T_i = [\dot{m}_{\text{Ar}}C_{p, \text{Ar}} + \dot{m}_{\text{CO}_2}C_{p, \text{CO}_2}] T_e$$

$$1 \times 0.124 \times 540 + 1 \times 0.201 \times 2800 = (1 \times 0.124 + 1 \times 0.201) \times T_2$$

$$T_2 = \mathbf{1937.7 \text{ R}} \quad \mathbf{P_2 = 20 \text{ psia}}$$


12.140E

What is the rate of entropy increase in problem 12.139?

Using Eq. 12.4, the mole fraction of CO₂ in the mixture is 0.4758.

From Eqs. 12.16 and 12.17, from the two inlet states to state 2,

$$\begin{aligned} \Delta S = & 1 \times \left[0.124 \ln\left(\frac{1937.7}{540}\right) - \frac{38.68}{778} \ln\left(\frac{0.5242 \times 20}{20}\right) \right] \\ & + 1 \times \left[0.201 \ln\left(\frac{1937.7}{2800}\right) - \frac{35.10}{778} \ln\left(\frac{0.4758 \times 20}{20}\right) \right] = \mathbf{0.15 \text{ Btu/s R}} \end{aligned}$$

12.141E

If I have air at 14.7 psia and a) 15 F b) 115 F and c) 230 F what is the maximum absolute humidity I can have?

Humidity is related to relative humidity (max 100%) and the pressures as in Eq.12.28 where from Eq.12.25 $P_v = \Phi P_g$ and $P_a = P_{\text{tot}} - P_v$.

$$\omega = 0.622 \frac{P_v}{P_a} = 0.622 \frac{\Phi P_g}{P_{\text{tot}} - \Phi P_g}$$

- a) $\omega = 0.622 \times 0.2601/99.74 = 0.00162$
- b) $\omega = 0.622 \times 9.593/90.407 = 0.0660$
- c) $P_g = 20.78$ psia, no max ω for $P > 14.7$ psia

Mixture Composition and Properties

12.142E

A gas mixture at 250 F, 18 lbf/in.² is 50% N₂, 30% H₂O and 20% O₂ on a mole basis. Find the mass fractions, the mixture gas constant and the volume for 10 lbm of mixture.

$$\text{From Eq. 12.3: } c_i = y_i M_i / \sum y_j M_j$$

$$M_{\text{MIX}} = \sum y_j M_j = 0.5 \times 28.013 + 0.3 \times 18.015 + 0.2 \times 31.999 \\ = 14.0065 + 5.4045 + 6.3998 = 25.811$$

$$c_{\text{N}_2} = 14.0065 / 25.811 = 0.5427, \quad c_{\text{H}_2\text{O}} = 5.4045 / 25.811 = 0.2094$$

$$c_{\text{O}_2} = 6.3998 / 25.811 = 0.2479, \quad \text{sums to 1} \quad \text{OK}$$

$$R_{\text{MIX}} = \bar{R} / M_{\text{MIX}} = 1545.36 / 25.811 = \mathbf{59.87 \text{ lbf ft/lbm R}}$$

$$V = m R_{\text{MIX}} T / P = 10 \times 59.87 \times 710 / (18 \times 144) = \mathbf{164 \text{ ft}^3}$$

12.143E

Weighing of masses gives a mixture at 80 F, 35 lbf/in.² with 1 lbm O₂, 3 lbm N₂ and 1 lbm CH₄. Find the partial pressures of each component, the mixture specific volume (mass basis), mixture molecular weight and the total volume.

$$\text{From Eq. 12.4: } y_i = (m_i / M_i) / \sum m_j / M_j$$

$$\begin{aligned} n_{\text{tot}} &= \sum m_j / M_j = (1/31.999) + (3/28.013) + (1/16.04) \\ &= 0.031251 + 0.107093 + 0.062344 = 0.200688 \end{aligned}$$

$$y_{\text{O}_2} = 0.031251/0.200688 = 0.1557, \quad y_{\text{N}_2} = 0.107093/0.200688 = 0.5336,$$

$$y_{\text{CH}_4} = 0.062344/0.200688 = 0.3107$$

$$P_{\text{O}_2} = y_{\text{O}_2} P_{\text{tot}} = 0.1557 \times 35 = \mathbf{5.45 \text{ lbf/in.}^2},$$

$$P_{\text{N}_2} = y_{\text{N}_2} P_{\text{tot}} = 0.5336 \times 35 = \mathbf{18.676 \text{ lbf/in.}^2},$$

$$P_{\text{CH}_4} = y_{\text{CH}_4} P_{\text{tot}} = 0.3107 \times 35 = \mathbf{10.875 \text{ lbf/in.}^2}$$

$$V_{\text{tot}} = n_{\text{tot}} \bar{R}T/P = 0.200688 \times 1545 \times 539.7 / (35 \times 144) = \mathbf{33.2 \text{ ft}^3}$$

$$v = V_{\text{tot}}/m_{\text{tot}} = 33.2 / (1 + 3 + 1) = \mathbf{6.64 \text{ ft}^3/\text{lbm}}$$

$$M_{\text{MIX}} = \sum y_j M_j = m_{\text{tot}}/n_{\text{tot}} = 5/0.200688 = \mathbf{24.914}$$

12.144E

A new refrigerant R-410a is a mixture of R-32 and R-125 in a 1:1 mass ratio. What is the overall molecular weight, the gas constant and the ratio of specific heats for such a mixture?

Eq.12.15:

$$R_{\text{mix}} = \sum c_i R_i = 0.5 \times 29.7 + 0.5 \times 12.87 = \mathbf{21.285 \text{ ft-lbf/lbm R}}$$

Eq.12.23:

$$C_{P \text{ mix}} = \sum c_i C_{P i} = 0.5 \times 0.196 + 0.5 \times 0.189 = 0.1925 \text{ Btu/lbm R}$$

Eq.12.21:

$$C_{V \text{ mix}} = \sum c_i C_{V i} = 0.5 \times 0.158 + 0.5 \times 0.172 = 0.165 \text{ Btu/lbm R}$$

$$(\text{=} C_{P \text{ mix}} - R_{\text{mix}})$$

$$k_{\text{mix}} = C_{P \text{ mix}} / C_{V \text{ mix}} = 0.1925 / 0.165 = \mathbf{1.1667}$$

$$M = \sum y_j M_j = 1 / \sum (c_j / M_j) = \frac{1}{\frac{0.5}{52.024} + \frac{0.5}{120.022}} = \mathbf{72.586}$$

Simple Processes

12.145E

A pipe flows 1.5 lbm/s mixture with mass fractions of 40% CO₂ and 60% N₂ at 60 lbf/in.², 540 R. Heating tape is wrapped around a section of pipe with insulation added and 2 Btu/s electrical power is heating the pipe flow. Find the mixture exit temperature.

Solution:

C.V. Pipe heating section. Assume no heat loss to the outside, ideal gases.

$$\text{Energy Eq.: } \dot{Q} = \dot{m}(h_e - h_i) = \dot{m}C_{P \text{ mix}}(T_e - T_i)$$

From Eq.12.23

$$C_{P \text{ mix}} = \sum c_i C_i = 0.4 \times 0.201 + 0.6 \times 0.249 = 0.2298 \text{ Btu/lbm R}$$

Substitute into energy equation and solve for exit temperature

$$T_e = T_i + \dot{Q} / \dot{m}C_{P \text{ mix}} = 540 + 2/(1.5 \times 0.2298) = \mathbf{545.8 \text{ R}}$$

12.146E

An insulated gas turbine receives a mixture of 10% CO₂, 10% H₂O and 80% N₂ on a mass basis at 1800 R, 75 lbf/in.². The volume flow rate is 70 ft³/s and its exhaust is at 1300 R, 15 lbf/in.². Find the power output in Btu/s using constant specific heat from F.4 at 540 R.

C.V. Turbine, Steady, 1 inlet, 1 exit flow with an ideal gas mixture, $q = 0$.

$$\text{Energy Eq.:} \quad \dot{W}_T = \dot{m}(h_i - h_e) = \dot{n}(\bar{h}_i - \bar{h}_e) = \dot{n}\bar{C}_{p \text{ mix}}(T_i - T_e)$$

$$PV = n\bar{R}T \Rightarrow \dot{n} = \frac{P\dot{V}}{\bar{R}T} = \frac{75 \times 144 \times 70}{1545.4 \times 1800} = 0.272 \text{ lbmol/s}$$

$$\begin{aligned} \bar{C}_{p \text{ mix}} = \sum y_i \bar{C}_i &= 0.1 \times 44.01 \times 0.201 + 0.1 \times 18.015 \times 0.447 \\ &+ 0.8 \times 28.013 \times 0.249 = 7.27 \text{ Btu/lbmol R} \end{aligned}$$

$$\dot{W}_T = 0.272 \times 72.7 \times (1800 - 1300) = \mathbf{988.7 \text{ Btu/s}}$$

12.147E

Solve Problem 12.146 using the values of enthalpy from Table F.6

C.V. Turbine, Steady, 1 inlet, 1 exit flow with an ideal gas mixture, $q = 0$.

$$\text{Energy Eq.:} \quad \dot{W}_T = \dot{m}(h_i - h_e) = \dot{n}(\bar{h}_i - \bar{h}_e)$$

$$PV = n\bar{R}T \Rightarrow \dot{n} = \frac{P\dot{V}}{\bar{R}T} = \frac{75 \times 144 \times 70}{1545.4 \times 1800} = 0.272 \text{ lbmol/s}$$

$$\begin{aligned} \dot{W}_T &= 0.272 \times [0.1(14\,358 - 8121) + 0.1(11\,178 - 6468.5) \\ &\quad + 0.8(9227 - 5431)] \\ &= \mathbf{1123.7 \text{ Btu/s}} \end{aligned}$$

12.148E

A piston cylinder device contains 0.3 lbm of a mixture of 40% methane and 60% propane by mass at 540 R and 15 psia. The gas is now slowly compressed in an isothermal ($T = \text{constant}$) process to a final pressure of 40 psia. Show the process in a P-V diagram and find both the work and heat transfer in the process.

Solution:

C.V. Mixture of methane and propane, this is a control mass.

Assume methane & propane are ideal gases at these conditions.

$$\text{Energy Eq.5.11: } m(u_2 - u_1) = {}_1Q_2 - {}_1W_2$$

Property from Eq.12.15

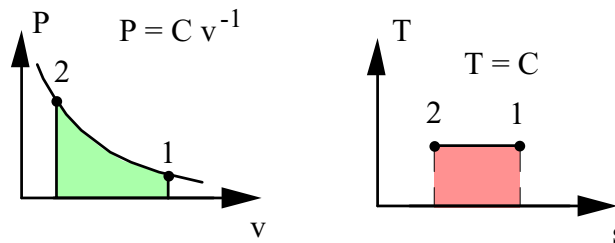
$$\begin{aligned} R_{\text{mix}} &= 0.4 R_{\text{CH}_4} + 0.6 R_{\text{C}_3\text{H}_8} \\ &= 0.4 \times 96.35 + 0.6 \times 35.04 = 59.564 \frac{\text{ft}\cdot\text{lbf}}{\text{lbm R}} = 0.07656 \frac{\text{Btu}}{\text{lbm R}} \end{aligned}$$

Process: $T = \text{constant}$ & ideal gas \Rightarrow

$$\begin{aligned} {}_1W_2 &= \int P dV = mR_{\text{mix}}T \int (1/V)dV = mR_{\text{mix}}T \ln (V_2/V_1) \\ &= mR_{\text{mix}}T \ln (P_1/P_2) \\ &= 0.3 \times 0.07656 \times 540 \ln (15/40) = \mathbf{-12.16 \text{ Btu}} \end{aligned}$$

Now heat transfer from the energy equation where we notice that u is a constant (ideal gas and constant T) so

$${}_1Q_2 = m(u_2 - u_1) + {}_1W_2 = {}_1W_2 = \mathbf{-12.16 \text{ Btu}}$$



12.149E

A mixture of 4 lbm oxygen and 4 lbm of argon is in an insulated piston cylinder arrangement at 14.7 lbf/in.^2 , 540 R . The piston now compresses the mixture to half its initial volume. Find the final pressure, temperature and the piston work.

Since $T_1 \gg T_C$ assume ideal gases.

$$\text{Energy Eq.: } u_2 - u_1 = {}_1q_2 - {}_1w_2 = -{}_1w_2; \quad \text{Entropy Eq.: } s_2 - s_1 = 0$$

$$\text{Process Eq.: } Pv^k = \text{constant}, \quad v_2 = v_1/2$$

$$P_2 = P_1(v_1/v_2)^k = P_1(2)^k; \quad T_2 = T_1(v_1/v_2)^{k-1} = T_1(2)^{k-1}$$

Find k_{mix} to get P_2 , T_2 and $C_{v \text{ mix}}$ for $u_2 - u_1$

$$R_{\text{mix}} = \sum c_i R_i = (0.5 \times 48.28 + 0.5 \times 38.68)/778 = 0.055887 \text{ Btu/lbm R}$$

$$C_{P \text{ mix}} = \sum c_i C_{Pi} = 0.5 \times 0.219 + 0.5 \times 0.1253 = 0.17215 \text{ Btu/lbm R}$$

$$C_{v \text{ mix}} = C_{P \text{ mix}} - R_{\text{mix}} = 0.11626, \quad k_{\text{mix}} = C_{P \text{ mix}}/C_{v \text{ mix}} = 1.4807$$

$$P_2 = 14.7(2)^{1.4807} = 41.03 \text{ lbf/in.}^2, \quad T_2 = 540 \times 2^{0.4807} = 753.5 \text{ R}$$

$${}_1w_2 = u_1 - u_2 = C_v(T_1 - T_2) = 0.11626 (540 - 753.5) = -24.82 \text{ Btu/lbm}$$

$${}_1W_2 = m_{\text{tot}} {}_1w_2 = 8 (-24.82) = \mathbf{-198.6 \text{ Btu}}$$

12.150E

Two insulated tanks A and B are connected by a valve. Tank A has a volume of 30 ft^3 and initially contains argon at 50 lbf/in.^2 , 50 F . Tank B has a volume of 60 ft^3 and initially contains ethane at 30 lbf/in.^2 , 120 F . The valve is opened and remains open until the resulting gas mixture comes to a uniform state. Find the final pressure and temperature.

$$\text{Energy eq.: } U_2 - U_1 = 0 = n_{\text{Ar}} \bar{C}_{\text{VO}}(T_2 - T_{\text{A1}}) + n_{\text{C}_2\text{H}_6} \bar{C}_{\text{VO}}(T_2 - T_{\text{B1}})$$

$$n_{\text{Ar}} = P_{\text{A1}} V_{\text{A}} / \bar{R} T_{\text{A1}} = \frac{50 \times 144 \times 30}{1545 \times 509.7} = 0.2743 \text{ lbmol}$$

$$n_{\text{C}_2\text{H}_6} = P_{\text{B1}} V_{\text{B}} / \bar{R} T_{\text{B1}} = \frac{30 \times 144 \times 60}{1545 \times 579.7} = 0.2894 \text{ lbmol}$$

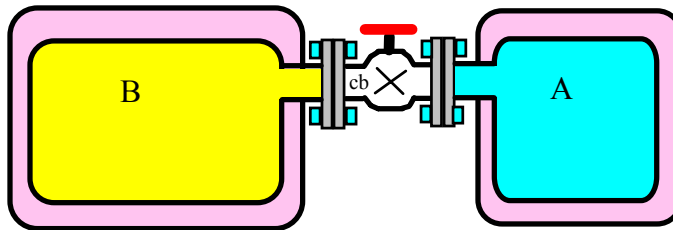
$$n_2 = n_{\text{Ar}} + n_{\text{C}_2\text{H}_6} = 0.5637 \text{ lbmol}$$

Substitute this into the energy equation

$$\begin{aligned} 0.2743 \times 39.948 \times 0.0756 (T_2 - 509.7) \\ + 0.2894 \times 30.07 \times 0.361 (T_2 - 509.7) = 0 \end{aligned}$$

Solving, $T_2 = \mathbf{565.1 \text{ R}}$

$$P_2 = n_2 \bar{R} T_2 / (V_{\text{A}} + V_{\text{B}}) = \frac{0.5637 \times 1545 \times 565.1}{90 \times 144} = \mathbf{38 \text{ lbf/in}^2}$$



12.151E

A mixture of 50% carbon dioxide and 50% water by mass is brought from 2800 R, 150 lbf/in.² to 900 R, 30 lbf/in.² in a polytropic process through a steady flow device. Find the necessary heat transfer and work involved using values from F.4.

Process $Pv^n = \text{constant}$ leading to

$$n \ln(v_2/v_1) = \ln(P_1/P_2); \quad v = RT/P$$

$$n = \ln(150/30) / \ln(900 \times 150/30 \times 2800) = 3.3922$$

$$R_{\text{mix}} = \sum c_i R_i = (0.5 \times 35.1 + 0.5 \times 85.76) / 778 = 0.07767 \text{ Btu/lbm R}$$

$$C_{P \text{ mix}} = \sum c_i C_{P_i} = 0.5 \times 0.203 + 0.5 \times 0.445 = 0.324 \text{ Btu/lbm R}$$

$$w = -\int v dP = -\frac{n}{n-1} (P_e v_e - P_i v_i) = -\frac{nR}{n-1} (T_e - T_i)$$

$$= -\frac{3.3922 \times 0.07767}{2.3922} (900 - 2800) = 209.3 \frac{\text{Btu}}{\text{lbm}}$$

$$q = h_e - h_i + w = C_p(T_e - T_i) + w = -406.3 \text{ Btu/lbm}$$

Entropy Generation

12.152E

Carbon dioxide gas at 580 R is mixed with nitrogen at 500 R in an insulated mixing chamber. Both flows are at 14.7 lbf/in.^2 and the mole ratio of carbon dioxide to nitrogen is 2:1. Find the exit temperature and the total entropy generation per mole of the exit mixture.

CV mixing chamber, Steady flow. The inlet ratio is $\dot{n}_{\text{CO}_2} = 2 \dot{n}_{\text{N}_2}$ and assume no external heat transfer, no work involved.

$$\dot{n}_{\text{CO}_2} + 2\dot{n}_{\text{N}_2} = \dot{n}_{\text{ex}} = 3\dot{n}_{\text{N}_2}; \quad \dot{n}_{\text{N}_2}(\bar{h}_{\text{N}_2} + 2\bar{h}_{\text{CO}_2}) = 3\dot{n}_{\text{N}_2} \bar{h}_{\text{mix ex}}$$

Take 540 R as reference and write $\bar{h} = \bar{h}_{540} + \bar{C}_{\text{Pmix}}(T-540)$.

$$\bar{C}_{\text{P N}_2}(T_{\text{i N}_2} - 540) + 2\bar{C}_{\text{P CO}_2}(T_{\text{i CO}_2} - 540) = 3\bar{C}_{\text{P mix}}(T_{\text{mix ex}} - 540)$$

$$\bar{C}_{\text{P mix}} = \sum y_i \bar{C}_{\text{P}i} = (29.178 + 2 \times 37.05)/3 = 8.2718 \text{ Btu/lbmol R}$$

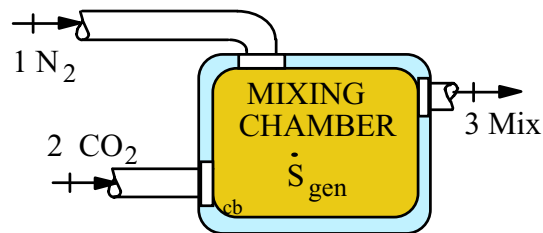
$$3\bar{C}_{\text{P mix}} T_{\text{mix ex}} = \bar{C}_{\text{P N}_2} T_{\text{i N}_2} + 2\bar{C}_{\text{P CO}_2} T_{\text{i CO}_2} = 13,837 \text{ Btu/lbmol}$$

$$T_{\text{mix ex}} = 557.6 \text{ R}; \quad P_{\text{ex N}_2} = P_{\text{tot}}/3; \quad P_{\text{ex CO}_2} = 2P_{\text{tot}}/3$$

$$\dot{S}_{\text{gen}} = \dot{n}_{\text{ex}} \bar{s}_{\text{ex}} - (\dot{n}\bar{s})_{\text{i CO}_2} - (\dot{n}\bar{s})_{\text{i N}_2} = \dot{n}_{\text{N}_2}(\bar{s}_{\text{e}} - \bar{s}_{\text{i}})_{\text{N}_2} + 2\dot{n}_{\text{N}_2}(\bar{s}_{\text{e}} - \bar{s}_{\text{i}})_{\text{CO}_2}$$

$$\dot{S}_{\text{gen}}/\dot{n}_{\text{N}_2} = \bar{C}_{\text{P N}_2} \ln \frac{T_{\text{ex}}}{T_{\text{i N}_2}} - \bar{R} \ln y_{\text{N}_2} + 2\bar{C}_{\text{P CO}_2} \ln \frac{T_{\text{ex}}}{T_{\text{i CO}_2}} - 2\bar{R} \ln y_{\text{CO}_2}$$

$$= 0.7575 + 2.1817 - 0.7038 + 1.6104 = \mathbf{3.846 \text{ Btu/lbmol N}_2 \text{ R}}$$



12.153E

A mixture of 60% helium and 40% nitrogen by mole enters a turbine at 150 lbf/in.², 1500 R at a rate of 4 lbm/s. The adiabatic turbine has an exit pressure of 15 lbf/in.² and an isentropic efficiency of 85%. Find the turbine work.

Assume ideal gas mixture and take CV as turbine.

$$\text{Energy Eq. ideal turbine: } w_{T_s} = h_i - h_{es}$$

$$\text{Entropy Eq. ideal turbine: } s_{es} = s_i \Rightarrow T_{es} = T_i (P_e/P_i)^{(k-1)/k}$$

$$\bar{C}_{P_{\text{mix}}} = 0.6 \times 1.25 \times 4.003 + 0.4 \times 0.248 \times 28.013 = 5.7811 \text{ Btu/lbmol R}$$

$$(k-1)/k = \bar{R}/\bar{C}_{P_{\text{mix}}} = 1545/(5.7811 \times 778) = 0.3435$$

$$M_{\text{mix}} = 0.6 \times 4.003 + 0.4 \times 28.013 = 13.607,$$

$$C_P = \bar{C}_P/M_{\text{mix}} = 0.4249 \text{ Btu/lbm R}$$

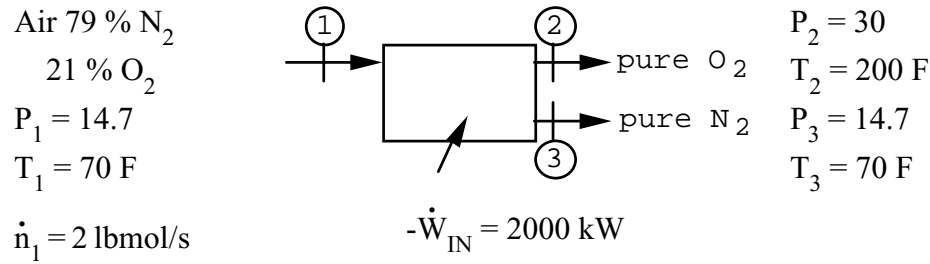
$$T_{es} = 1500(15/150)^{0.3435} = 680 \text{ R, } w_{T_s} = C_P(T_i - T_{es}) = 348.4 \text{ Btu/lbm}$$

Then do the actual turbine

$$w_{T_{ac}} = \eta w_{T_s} = 296.1 \text{ Btu/lbm; } \dot{W} = \dot{m} w_{T_s} = \mathbf{1184 \text{ Btu/s}}$$

12.154E

A large air separation plant takes in ambient air (79% N₂, 21% O₂ by volume) at 14.7 lbf/in.², 70 F, at a rate of 2 lb mol/s. It discharges a stream of pure O₂ gas at 30 lbf/in.², 200 F, and a stream of pure N₂ gas at 14.7 lbf/in.², 70 F. The plant operates on an electrical power input of 2000 kW. Calculate the net rate of entropy change for the process.



$$\frac{dS_{\text{NET}}}{dt} = -\frac{\dot{Q}_{\text{CV}}}{T_0} + \sum_i \dot{n}_i \Delta \bar{s}_i = -\frac{\dot{Q}_{\text{CV}}}{T_0} + (\dot{n}_2 \bar{s}_2 + \dot{n}_3 \bar{s}_3 - \dot{n}_1 \bar{s}_1)$$

$$\begin{aligned} \dot{Q}_{\text{CV}} &= \sum \dot{n} \Delta \bar{h}_i + \dot{W}_{\text{CV}} = \dot{n}_{\text{O}_2} \bar{C}_{\text{P O}_2} (T_2 - T_1) + \dot{n}_{\text{N}_2} \bar{C}_{\text{P N}_2} (T_3 - T_1) + \dot{W}_{\text{CV}} \\ &= 0.21 \times 2 \times [32 \times 0.213 \times (200 - 70)] + 0 - 2000 \times 3412 / 3600 \\ &= +382.6 - 1895.6 = -1513 \text{ Btu/s} \end{aligned}$$

$$\begin{aligned} \sum \dot{n}_i \Delta \bar{s}_i &= 0.21 \times 2 \left[32 \times 0.219 \ln \frac{660}{530} - \frac{1545}{778} \ln \frac{30}{0.21 \times 14.7} \right] \\ &\quad + 0.79 \times 2 \left[0 - \frac{1545}{778} \ln \frac{14.7}{0.79 \times 14.7} \right] \\ &= -1.9906 \text{ Btu/R s} \end{aligned}$$

$$\frac{dS_{\text{NET}}}{dt} = +\frac{1513}{530} - 1.9906 = \mathbf{0.864 \text{ Btu/R s}}$$

12.155E

A tank has two sides initially separated by a diaphragm. Side A contains 2 lbm of water and side B contains 2.4 lbm of air, both at 68 F, 14.7 lbf/in.². The diaphragm is now broken and the whole tank is heated to 1100 F by a 1300 F reservoir. Find the final total pressure, heat transfer, and total entropy generation.

$$U_2 - U_1 = m_a(u_2 - u_1)_a + m_v(u_2 - u_1)_v = {}_1Q_2$$

$$S_2 - S_1 = m_a(s_2 - s_1)_a + m_v(s_2 - s_1)_v = \int {}_1Q_2/T + S_{\text{gen}}$$

$$V_2 = V_A + V_B = m_v v_{v1} + m_a v_{a1} = 0.0321 + 31.911 = 31.944 \text{ ft}^3$$

$$v_{v2} = V_2/m_v = 15.9718, \quad T_2 \Rightarrow P_{2v} = 58.7 \text{ lbf/in}^2$$

$$v_{a2} = V_2/m_a = 13.3098, \quad T_2 \Rightarrow P_{2a} = mRT_2/V_2 = 43.415 \text{ lbf/in}^2$$

$$P_{2\text{tot}} = P_{2v} + P_{2a} = \mathbf{102 \text{ lbf/in}^2}$$

$$\text{Water: } u_1 = 36.08 \text{ Btu/lbm}, \quad u_2 = 1414.3 \text{ Btu/lbm},$$

$$s_1 = 0.0708 \text{ Btu/lbm R}, \quad s_2 = 2.011 \text{ Btu/lbm R}$$

$$\text{Air: } u_1 = 90.05 \text{ Btu/lbm}, \quad u_2 = 278.23 \text{ Btu/lbm},$$

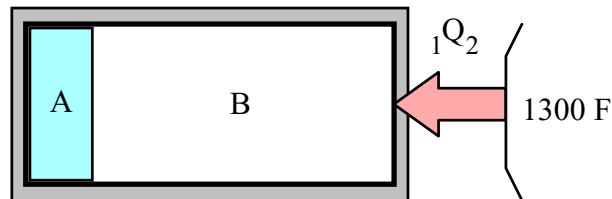
$$s_{T1} = 1.6342 \text{ Btu/lbm R}, \quad s_{T2} = 1.9036 \text{ Btu/lbm R}$$

$${}_1Q_2 = 2(1414.3 - 36.08) + 2.4(278.23 - 90.05) = \mathbf{3208 \text{ Btu}}$$

$$S_{\text{gen}} = 2(2.011 - 0.0708) + 2.4[1.9036 - 1.6342$$

$$- (53.34/778) \times \ln(43.415/14.7)] - 3208/1760$$

$$= 3.8804 + 0.4684 - 1.823 = \mathbf{2.526 \text{ Btu/R}}$$



12.156E

Find the entropy generation for the process in Problem 12.150E.

$$\text{Energy eq.} \quad U_2 - U_1 = 0 = n_{\text{Ar}} \bar{C}_{\text{v0}}(T_2 - T_{\text{A1}}) + n_{\text{C}_2\text{H}_6} \bar{C}_{\text{v0}}(T_2 - T_{\text{B1}})$$

$$n_{\text{Ar}} = P_{\text{A1}} V_{\text{A}} / \bar{R} T_{\text{A1}} = \frac{50 \times 144 \times 30}{1545 \times 509.7} = 0.2743 \text{ lbmol}$$

$$n_{\text{C}_2\text{H}_6} = P_{\text{B1}} V_{\text{B}} / \bar{R} T_{\text{B1}} = \frac{30 \times 144 \times 60}{1545 \times 579.7} = 0.2894 \text{ lbmol}$$

$$n_2 = n_{\text{Ar}} + n_{\text{C}_2\text{H}_6} = 0.5637 \text{ lbmol}$$

Substitute into energy equation

$$\begin{aligned} 0.2743 \times 39.948 \times 0.0756 (T_2 - 509.7) \\ + 0.2894 \times 30.07 \times 0.361 (T_2 - 509.7) = 0 \end{aligned}$$

Solving, $T_2 = \mathbf{565.1 \text{ R}}$

$$P_2 = n_2 \bar{R} T_2 / (V_{\text{A}} + V_{\text{B}}) = \frac{0.5637 \times 1545 \times 565.1}{90 \times 144} = \mathbf{38 \text{ lbf/in}^2}$$

$$\Delta S_{\text{SURR}} = 0 \quad \rightarrow \Delta S_{\text{NET}} = \Delta S_{\text{SYS}} = n_{\text{Ar}} \Delta \bar{S}_{\text{Ar}} + n_{\text{C}_2\text{H}_6} \Delta \bar{S}_{\text{C}_2\text{H}_6}$$

$$y_{\text{Ar}} = 0.2743 / 0.5637 = 0.4866$$

$$\begin{aligned} \Delta \bar{S}_{\text{Ar}} &= \bar{C}_{\text{P Ar}} \ln \frac{T_2}{T_{\text{A1}}} - \bar{R} \ln \frac{y_{\text{Ar}} P_2}{P_{\text{A1}}} \\ &= 39.948 \times 0.1253 \ln \frac{565.1}{509.7} - \frac{1545}{778} \ln \frac{0.4866 \times 38}{50} = 2.4919 \text{ Btu/lbmol R} \end{aligned}$$

$$\begin{aligned} \Delta \bar{S}_{\text{C}_2\text{H}_6} &= \bar{C}_{\text{C}_2\text{H}_6} \ln \frac{T_2}{T_{\text{B1}}} - \bar{R} \ln \frac{y_{\text{C}_2\text{H}_6} P_2}{P_{\text{B1}}} \\ &= 30.07 \times 0.427 \ln \frac{565.1}{579.7} - \frac{1545}{778} \ln \frac{0.5134 \times 38}{30} \\ &= 0.5270 \text{ Btu/lbmol R} \end{aligned}$$

$$\Delta S_{\text{NET}} = 0.2743 \times 2.4919 + 0.2894 \times 0.5270 = \mathbf{0.836 \text{ Btu/R}}$$

Air Water vapor Mixtures**12.157E**

Consider a volume of 2000 ft³ that contains an air-water vapor mixture at 14.7 lbf/in.², 60 F, and 40% relative humidity. Find the mass of water and the humidity ratio. What is the dew point of the mixture?

$$\text{Air-vap } P = 14.7 \text{ lbf/in.}^2, T = 60 \text{ F}, \phi = 40\%$$

$$P_g = P_{\text{sat}60} = 0.256 \text{ lbf/in.}^2$$

$$P_v = \phi P_g = 0.4 \times 0.256 = 0.1024 \text{ lbf/in.}^2$$

$$m_{v1} = \frac{P_v V}{R_v T} = \frac{0.1024 \times 144 \times 2000}{85.76 \times 520} = \mathbf{0.661 \text{ lbm}}$$

$$P_a = P_{\text{tot}} - P_{v1} = 14.7 - 0.1024 = 14.598 \text{ lbf/in.}^2$$

$$m_a = \frac{P_a V}{R_a T} = \frac{14.598 \times 144 \times 2000}{53.34 \times 520} = 151.576 \text{ lbm}$$

$$w_1 = \frac{m_v}{m_a} = \frac{0.661}{151.576} = \mathbf{0.00436}$$

$$T_{\text{dew}} \text{ is } T \text{ when } P_g(T_{\text{dew}}) = 0.1024 \text{ lbf/in.}^2; \quad T = \mathbf{35.5 \text{ F}}$$

12.158E

A 1 lbm/s flow of saturated moist air (relative humidity 100%) at 14.7 psia and 50 F goes through a heat exchanger and comes out at 77 F. What is the exit relative humidity and the how much power is needed?

Solution:

$$\text{State 1 : } \phi_1 = 1 ; \quad P_v = P_g = 0.178 \text{ psia}$$

$$\text{Eq.12.28: } w = 0.622 P_v/P_a = 0.622 \times 0.178/(14.7 - 0.178) = 0.00762$$

$$\text{State 2 : } \text{No water added} \Rightarrow w_2 = w_1 \Rightarrow P_{v2} = P_{v1}$$

$$\phi_2 = P_{v2}/P_{g2} = 0.178/0.464 = \mathbf{0.384 \text{ or } 38 \%}$$

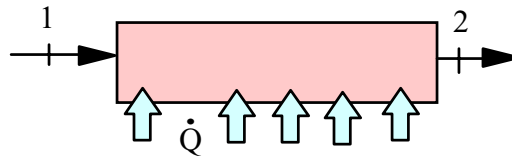
Energy Eq.6.10

$$\dot{Q} = \dot{m}_2 h_2 - \dot{m}_1 h_1 = \dot{m}_a (h_2 - h_1)_{\text{air}} + w \dot{m}_a (h_2 - h_1)_{\text{vapor}}$$

$$\dot{m}_{\text{tot}} = \dot{m}_a + \dot{m}_v = \dot{m}_a (1 + w_1)$$

Energy equation with $C_{P \text{ air}}$ from F.4 and h 's from F.7.1

$$\begin{aligned} \dot{Q} &= \frac{\dot{m}_{\text{tot}}}{1 + w_1} C_{P \text{ air}} (77 - 50) + \frac{\dot{m}_{\text{tot}}}{1 + w_1} w (h_{g2} - h_{g1}) \\ &= \frac{1}{1.00762} \times 0.24 (77 - 50) + \frac{1 \times 0.00762}{1.00762} (1090.73 - 1083.29) \\ &= 6.431 + 0.0563 = \mathbf{6.49 \text{ Btu/s}} \end{aligned}$$



12.159E

Consider a 10-ft³ rigid tank containing an air-water vapor mixture at 14.7 lbf/in.², 90 F, with a 70% relative humidity. The system is cooled until the water just begins to condense. Determine the final temperature in the tank and the heat transfer for the process.

$$P_{v1} = \phi P_{G1} = 0.7 \times 0.6988 = 0.489 \text{ lbf/in}^2$$

Since $m_v = \text{const}$ & $V = \text{const}$ & also $P_v = P_{G2}$:

$$P_{G2} = P_{v1} \times T_2 / T_1 = 0.489 \times T_2 / 549.7$$

$$\text{For } T_2 = 80 \text{ F: } \quad 0.489 \times 539.7 / 549.7 = 0.4801 \neq 0.5073 (= P_G \text{ at } 80 \text{ F})$$

$$\text{For } T_2 = 70 \text{ F: } \quad 0.489 \times 529.7 / 549.7 = 0.4712 \neq 0.3632 (= P_G \text{ at } 70 \text{ F})$$

interpolating $\rightarrow T_2 = \mathbf{78.0 \text{ F}}$

$$w_2 = w_1 = 0.622 \frac{0.489}{(14.7 - 0.489)} = 0.0214$$

$$m_a = \frac{P_{a1} V}{R_a T_1} = \frac{14.211 \times 144 \times 10}{53.34 \times 549.7} = 0.698 \text{ lbm}$$

1st law:

$$\begin{aligned} {}_1Q_2 = U_2 - U_1 &= m_a(u_{a2} - u_{a1}) + m_v(u_{v2} - u_{v1}) \\ &= 0.698[0.171(78 - 90) + 0.0214(1036.3 - 1040.2)] \\ &= 0.698(-2.135 \text{ Btu/lbm air}) = \mathbf{-1.49 \text{ Btu}} \end{aligned}$$

12.160E

Consider a $35 \text{ ft}^3/\text{s}$ flow of atmospheric air at 14.7 psia , 77 F and 80% relative humidity. Assume this flows into a basement room where it cools to 60 F at 14.7 psia . How much liquid will condense out?

Solution:

$$\text{State 1: } P_g = P_{\text{sat}25} = 0.464 \text{ psia} \Rightarrow P_v = \phi P_g = 0.8 \times 0.464 = 0.371 \text{ psia}$$

$$\dot{m}_{v1} = \frac{P_v \dot{V}}{R_v T} = \frac{0.371 \times 35 \times 144}{85.76 \times 536.67} = 0.0406 \text{ lbm/s}$$

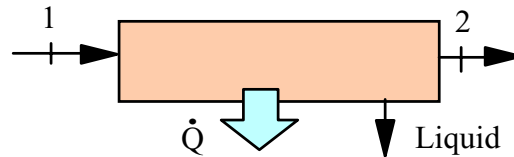
$$w_1 = \frac{\dot{m}_{v1}}{\dot{m}_{A1}} = 0.622 \frac{P_{v1}}{P_{A1}} = 0.622 \frac{0.371}{14.7 - 0.371} = 0.0161$$

$$\dot{m}_{A1} = \frac{\dot{m}_{v1}}{w_1} = \frac{0.0406}{0.0161} = 2.522 \text{ lbm/s} = \dot{m}_{A2} \quad (\text{continuity for air})$$

Check for state 2:

$$P_{g60F} = 0.256 \text{ psia} < P_{v1}$$

so liquid water out.



State 2 is saturated $\phi_2 = 100\%$, $P_{v2} = P_{g2} = 0.256 \text{ psia}$

$$w_2 = 0.622 \frac{P_{v2}}{P_{A2}} = 0.622 \frac{0.256}{14.7 - 0.256} = 0.0110$$

$$\dot{m}_{v2} = w_2 \dot{m}_{A2} = 0.0110 \times 2.522 = 0.0277 \text{ lbm/s}$$

$$\dot{m}_{\text{liq}} = \dot{m}_{v1} - \dot{m}_{v2} = 0.0406 - 0.0277 = \mathbf{0.0129 \text{ lbm/s}}$$

Note that the given volume flow rate at the inlet is not that at the exit. The mass flow rate of dry air is the quantity that is the same at the inlet and exit.

12.161E

Air in a piston/cylinder is at 95 F, 15 lbf/in.² and a relative humidity of 80%. It is now compressed to a pressure of 75 lbf/in.² in a constant temperature process. Find the final relative and specific humidity and the volume ratio V_2/V_1 .

Check if the second state is saturated or not. First assume no water is condensed

$$1: P_{v1} = \phi_1 P_{G1} = 0.66, \quad w_1 = 0.622 \times 0.66 / 14.34 = 0.0286$$

$$2: w_2 = 0.622 P_{v2} / (P_2 - P_{v2}) = w_1 \Rightarrow P_{v2} = 3.297 > P_g = 0.825 \text{ lbf/in}^2$$

Conclusion is state 2 is saturated

$$\phi_2 = \mathbf{100\%}, \quad w_2 = 0.622 P_g / (P_2 - P_g) = \mathbf{0.00692}$$

To get the volume ratio, write the ideal gas law for the vapor phases

$$V_2 = V_{a2} + V_{v2} + V_{f2} = (m_a R_a + m_{v2} R_v) T / P_2 + m_{\text{liq}} v_f$$

$$V_1 = V_{a1} + V_{v1} = (m_a R_a + m_{v1} R_v) T / P_1$$

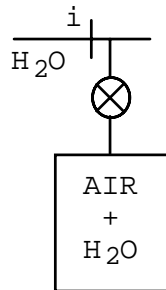
Take the ratio and divide through with $m_a R_a T / P_2$ to get

$$V_2/V_1 = (P_1/P_2) \frac{1 + 0.622 w_2 + (w_1 - w_2) P_2 v_f / R_a T}{1 + 0.622 w_1} = \mathbf{0.1974}$$

The liquid contribution is nearly zero (= 0.000127) in the numerator.

12.162E

A 10-ft³ rigid vessel initially contains moist air at 20 lbf/in.², 100 F, with a relative humidity of 10%. A supply line connected to this vessel by a valve carries steam at 100 lbf/in.², 400 F. The valve is opened, and steam flows into the vessel until the relative humidity of the resultant moist air mixture is 90%. Then the valve is closed. Sufficient heat is transferred from the vessel so the temperature remains at 100 F during the process. Determine the heat transfer for the process, the mass of steam entering the vessel, and the final pressure inside the vessel.



$$\text{Air-vap mix: } P_1 = 20 \text{ lbf/in}^2, T_1 = 560 \text{ R}$$

$$\phi_1 = 0.10, T_2 = 560 \text{ R}, \phi_2 = 0.90$$

$$P_{v1} = \phi_1 P_{G1} = 0.1 \times 0.9503 = 0.095 \text{ lbf/in}^2$$

$$P_{v2} = 0.9 \times 0.9503 = 0.8553 \text{ lbf/in}^2$$

$$P_{a2} = P_{a1} = P_1 - P_{v1} = 20 - 0.095 = 19.905$$

$$w_1 = 0.622 \times 0.095 / 19.905 = 0.00296$$

$$w_2 = 0.622 \times 0.8553 / 19.905 = 0.02664$$

$$w = \frac{m_v}{m_a} \rightarrow m_{vi} = m_a(w_2 - w_1), \quad m_a = \frac{19.905 \times 144 \times 10}{53.34 \times 560} = 0.96 \text{ lbm}$$

$$P_2 = 19.905 + 0.855 = 20.76 \text{ lbf/in}^2$$

$$m_{vi} = 0.96(0.02664 - 0.00296) = \mathbf{0.0227 \text{ lbm}}$$

CV: vessel

$$Q_{CV} = m_a(u_{a2} - u_{a1}) + m_{v2}u_{v2} - m_{v1}u_{v1} - m_{vi}h_i$$

$$u_v \approx u_{G \text{ at } T} \rightarrow u_{v1} = u_{v2} = u_{G \text{ at } 100 \text{ F}}, \quad u_{a2} = u_{a1}$$

$$\rightarrow Q_{CV} = m_{vi}(u_{G \text{ at } T} - h_i) = 0.0227(1043.5 - 1227.5) = \mathbf{-4.18 \text{ Btu}}$$

12.163E

A water-filled reactor of 50 ft^3 is at 2000 lbf/in.^2 , 550 F and located inside an insulated containment room of 5000 ft^3 that has air at 1 atm. and 77 F . Due to a failure the reactor ruptures and the water fills the containment room. Find the final pressure.

CV Total container.

$$\text{Energy: } m_v(u_2 - u_1) + m_a(u_2 - u_1) = {}_1Q_2 - {}_1W_2 = 0$$

$$\text{Initial water: } v_1 = 0.021407 \text{ ft}^3/\text{lbm}, \quad u_1 = 539.24, \quad m_v = V/v = 2335.7 \text{ lbm}$$

$$\text{Initial air: } m_a = PV/RT = 14.7 \times 4950 \times 144 / 53.34 \times 536.67 = 366.04 \text{ lbm}$$

Substitute into energy equation

$$2335.7 (u_2 - 539.24) + 366.04 \times 0.171 (T_2 - 77) = 0$$

$$u_2 + 0.0268 T_2 = 541.3 \quad \& \quad v_2 = V_2/m_v = 2.1407 \text{ ft}^3/\text{lbm}$$

Trial and error 2-phase ($T_{\text{guess}}, v_2 \Rightarrow x_2 \Rightarrow u_2 \Rightarrow \text{LHS}$)

$$T = 300 \quad x_2 = (2.1407 - 0.01745) / 6.4537 = 0.329, \quad u_2 = 542.73 \text{ Btu/lbm}$$

$$\text{LHS} = 550.789 \text{ Btu/lbm} \quad \text{too large}$$

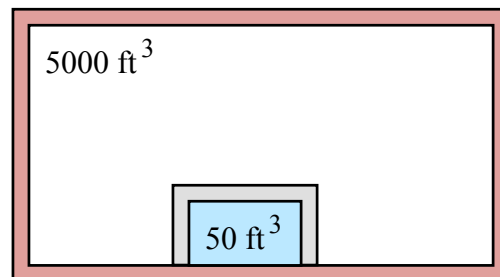
$$T = 290 \quad x_2 = (2.1407 - 0.01735) / 7.4486 = 0.28507, \quad u_2 = 498.27 \text{ Btu/lbm}$$

$$\text{LHS} = 506.05 \text{ Btu/lbm} \quad \text{too small}$$

$$T_2 = 298 \text{ F}, \quad x_2 = 0.3198, \quad P_{\text{sat}} = 65 \text{ lbf/in.}^2, \quad \text{LHS} = 541.5 \text{ OK}$$

$$P_{a2} = P_{a1} V_1 T_2 / V_2 T_1 = 14.7 \times 4950 \times 757.7 / 5000 \times 536.67 = 20.55 \text{ lbf/in.}^2$$

$$\Rightarrow P_2 = P_{a2} + P_{\text{sat}} = \mathbf{85.55 \text{ lbf/in.}^2}$$



12.164E

Two moist air streams with 85% relative humidity, both flowing at a rate of 0.2 lbm/s of dry air are mixed in a steady flow setup. One inlet flowstream is at 90 F and the other at 61 F. Find the exit relative humidity.

Solution:

CV mixing chamber.

$$\text{Continuity Eq. water:} \quad \dot{m}_{\text{air}} w_1 + \dot{m}_{\text{air}} w_2 = 2\dot{m}_{\text{air}} w_{\text{ex}}$$

$$\text{Energy Eq.:} \quad \dot{m}_{\text{air}} \tilde{h}_1 + \dot{m}_{\text{air}} \tilde{h}_2 = 2\dot{m}_{\text{air}} \tilde{h}_{\text{ex}}$$

Properties from the tables and formulas

$$P_{g90} = 0.699 \text{ ; } P_{v1} = 0.85 \times 0.699 = 0.594 \text{ psia}$$

$$w_1 = 0.622 \times 0.594 / (14.7 - 0.594) = 0.0262$$

$$P_{g61} = 0.2667 \text{ ; } P_{v2} = 0.85 \times 0.2667 = 0.2267 \text{ psia}$$

$$w_2 = 0.622 \times 0.2267 / (14.7 - 0.2267) = 0.00974$$

$$\text{Continuity Eq. water:} \quad w_{\text{ex}} = (w_1 + w_2)/2 = 0.018 \text{ ;}$$

For the energy equation we have $\tilde{h} = h_a + wh_v$ so:

$$2 \tilde{h}_{\text{ex}} - \tilde{h}_1 - \tilde{h}_2 = 0 = 2h_{a \text{ ex}} - h_{a1} - h_{a2} + 2w_{\text{ex}}h_{v \text{ ex}} - w_1h_{v1} - w_2h_{v2}$$

we will use constant heat capacity to avoid an iteration on T_{ex} .

$$C_{p \text{ air}}(2T_{\text{ex}} - T_1 - T_2) + C_{p \text{ H}_2\text{O}}(2w_{\text{ex}}T_{\text{ex}} - w_1T_1 - w_2T_2) = 0$$

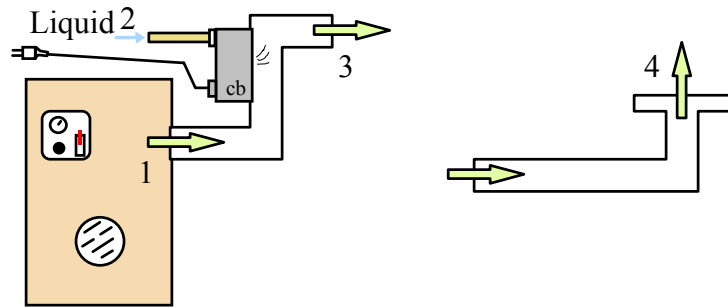
$$\begin{aligned} T_{\text{ex}} &= [C_{p \text{ air}}(T_1 + T_2) + C_{p \text{ H}_2\text{O}}(w_1T_1 + w_2T_2)] / [2C_{p \text{ air}} + 2w_{\text{ex}}C_{p \text{ H}_2\text{O}}] \\ &= [0.24(90 + 61) + 0.447(0.0262 \times 90 + 0.00974 \times 61)] / 0.4961 \\ &= 75.7 \text{ F} \end{aligned}$$

$$P_{v \text{ ex}} = \frac{w_{\text{ex}}}{0.622 + w_{\text{ex}}} P_{\text{tot}} = \frac{0.018}{0.622 + 0.018} 14.7 = 0.413 \text{ psia,}$$

$$P_{g \text{ ex}} = 0.445 \text{ psia} \quad \Rightarrow \quad \phi = 0.413 / 0.445 = \mathbf{0.93 \text{ or } 93\%}$$

12.165E

A flow of moist air from a domestic furnace, state 1 in Figure P12.98, is at 120 F, 10% relative humidity with a flow rate of 0.1 lbm/s dry air. A small electric heater adds steam at 212 F, 14.7 psia generated from tap water at 60 F. Up in the living room the flow comes out at state 4: 90 F, 60% relative humidity. Find the power needed for the electric heater and the heat transfer to the flow from state 1 to state 4.



State 1: F.7.1: $P_{g1} = 1.695$ psia, $h_{g1} = 1113.54$ Btu/lbm

$$P_{v1} = \phi P_{g1} = 0.1 \times 1.695 = 0.1695 \text{ psia}$$

$$w_1 = 0.622 \frac{P_{v1}}{P_{\text{tot}} - P_{v1}} = 0.622 \frac{0.1695}{14.7 - 0.1695} = 0.00726$$

State 2: $h_f = 28.08$ Btu/lbm ; State 2a: $h_{g212} = 1150.49$ Btu/lbm

State 4: $P_{g4} = 0.699$ psia, $h_{g4} = 1100.72$ Btu/lbm

$$P_{v4} = \phi P_{g4} = 0.6 \times 0.699 = 0.4194 \text{ psia}$$

$$w_4 = 0.622 \frac{P_{v4}}{P_{\text{tot}} - P_{v4}} = 0.622 \frac{0.4194}{14.7 - 0.4194} = 0.0183$$

$$\dot{m}_{\text{liq}} = \dot{m}_a (w_4 - w_1) = 0.1 (0.0183 - 0.00726) = 0.0011 \text{ lbm/s}$$

Energy Eq. for heater:

$$\begin{aligned} \dot{Q}_{\text{heater}} &= \dot{m}_{\text{liq}} (h_{\text{out}} - h_{\text{in}}) = 0.0011 (1150.49 - 28.08) \\ &= \mathbf{1.235 \text{ Btu/s} = 1.17 \text{ kW}} \end{aligned}$$

Energy Eq. for line (excluding the heater):

$$\begin{aligned} \dot{Q}_{\text{line}} &= \dot{m}_a (h_{a4} + w_4 h_{g4} - h_{a1} - w_1 h_{g1}) - \dot{m}_{\text{liq}} h_{g212} \\ &= 0.1 [0.24(90 - 120) + 0.0183 \times 1100.72 - 0.00726 \times 1113.54] \\ &\quad - 0.0011 \times 1150.49 \\ &= \mathbf{-0.78 \text{ Btu/s}} \end{aligned}$$

12.166E

Atmospheric air at 95 F, relative humidity of 10%, is too warm and also too dry. An air conditioner should deliver air at 70 F and 50% relative humidity in the amount of 3600 ft³ per hour. Sketch a setup to accomplish this, find any amount of liquid (at 68 F) that is needed or discarded and any heat transfer.

CV air conditioner. Check first the two states, inlet 1, exit 2.

In: $P_{g1} = 0.8246$ psia, $h_{g1} = 1102.9$ Btu/lbm, $h_{f,68} = 36.08$ Btu/lbm,

$$P_{v1} = \phi_1 P_{g1} = 0.08246 \text{ psia}, \quad w_1 = 0.622 P_{v1}/(P_{\text{tot}} - P_{v1}) = 0.0035$$

Ex: $P_{g2} = 0.36324$ psia, $h_{g2} = 1092$ Btu/lbm

$$P_{v2} = \phi_2 P_{g2} = 0.1816 \text{ psia}, \quad w_2 = 0.622 P_{v2}/(P_{\text{tot}} - P_{v2}) = 0.00778$$

Water must be added ($w_2 > w_1$). Continuity and energy equations

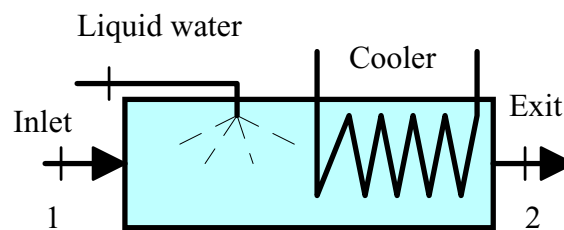
$$\dot{m}_A(1 + w_1) + \dot{m}_{\text{liq}} = \dot{m}_A(1 + w_2) \quad \& \quad \dot{m}_A h_{1\text{mix}} + \dot{m}_{\text{liq}} h_f + \dot{Q}_{\text{CV}} = \dot{m}_A h_{2\text{mix}}$$

$$\dot{m}_{\text{tot}} = P \dot{V}_{\text{tot}}/RT = 14.7 \times 3600 \times 144 / 53.34 \times 529.67 = 270 \text{ lbm/h}$$

$$\dot{m}_A = \dot{m}_{\text{tot}} / (1 + w_2) = 267.91 \text{ lbm/h}$$

$$\dot{m}_{\text{liq}} = \dot{m}_A (w_2 - w_1) = 267.91 (0.00778 - 0.0035) = \mathbf{1.147 \text{ lbm/h}}$$

$$\begin{aligned} \dot{Q}_{\text{CV}} &= \dot{m}_A [C_{p,a} (T_2 - T_1) + w_2 h_{g2} - w_1 h_{g1}] - \dot{m}_{\text{liq}} h_{f,68} \\ &= 267.91 [0.24(70 - 95) + 0.00778 \times 1092 - 0.0035 \times 1102.9] \\ &\quad - 1.147 \times 36.08 \\ &= \mathbf{-406.8 \text{ Btu/h}} \end{aligned}$$



12.167E

An indoor pool evaporates 3 lbm/h of water, which is removed by a dehumidifier to maintain 70 F, $\Phi = 70\%$ in the room. The dehumidifier is a refrigeration cycle in which air flowing over the evaporator cools such that liquid water drops out, and the air continues flowing over the condenser, as shown in Fig. P12.71. For an air flow rate of 0.2 lbm/s the unit requires 1.2 Btu/s input to a motor driving a fan and the compressor and it has a coefficient of performance, $\beta = Q_L / W_C = 2.0$. Find the state of the air after the evaporator, T_2 , ω_2 , Φ_2 and the heat rejected. Find the state of the air as it returns to the room and the compressor work input.

The unit must remove 3 lbm/h liquid to keep steady state in the room. As water condenses out state 2 is saturated.

1: 70 F, 70% $\Rightarrow P_{g1} = 0.363$ psia, $h_{g1} = 1092.0$ Btu/lbm,

$$P_{v1} = \phi_1 P_{g1} = 0.2541 \text{ psia}, \quad w_1 = 0.622 P_{v1} / (P_{\text{tot}} - P_{v1}) = 0.01094$$

CV 1 to 2: $\dot{m}_{\text{liq}} = \dot{m}_a (w_1 - w_2) \Rightarrow w_2 = w_1 - \dot{m}_{\text{liq}} / \dot{m}_a$

$$q_L = h_1 - h_2 - (w_1 - w_2) h_{f2}$$

$$w_2 = 0.01094 - 3 / (3600 \times 0.2) = \mathbf{0.006774}$$

$$P_{v2} = P_{g2} = P_{\text{tot}} w_2 / (0.622 + w_2) = \frac{14.7 \times 0.006774}{0.628774} = 0.1584 \text{ psia}$$

Table F.7.1: $T_2 = \mathbf{46.8 F}$ $h_{f2} = 14.88$ btu/lbm, $h_{g2} = 1081.905$ Btu/lbm

$$q_L = 0.24(70 - 46.8) + 0.01094 \times 1092 - 0.006774 \times 1081.905 \\ - 0.00417 \times 14.88 = 10.12 \text{ Btu/lbm dry air}$$

$$\dot{W}_c = \dot{m}_a q_L / \beta = \mathbf{1 \text{ Btu/s}}$$

CV Total system :

$$\tilde{h}_3 - \tilde{h}_1 = \dot{W}_e / \dot{m}_a - (w_1 - w_2) h_f = 1.2 / 0.2 - 0.062 = 5.938 \text{ Btu/lbm dry air} \\ = C_{p,a} (T_3 - T_1) + w_2 h_{v3} - w_1 h_{v1}$$

Trial and error on T_3

3: $w_3 = w_2$, $h_3 \Rightarrow T_3 = \mathbf{112 F}$, $P_{g3} = 1.36$ psia, $P_{v3} = P_{v2} = 0.1584$

$$\phi_3 = P_{v3} / P_{g3} = 0.12 \quad \text{or} \quad \phi_3 = \mathbf{12\%}$$

12.168E

To refresh air in a room, a counterflow heat exchanger is mounted in the wall, as shown in Fig. P12.115. It draws in outside air at 33 F, 80% relative humidity and draws room air, 104 F, 50% relative humidity, out. Assume an exchange of 6 lbm/min dry air in a steady flow device, and also that the room air exits the heat exchanger to the atmosphere at 72 F. Find the net amount of water removed from room, any liquid flow in the heat exchanger and (T, ϕ) for the fresh air entering the room.

$$\text{State 3: } P_{g3} = 1.0804 \text{ psia, } h_{g3} = 1106.73 \text{ Btu/lbm,}$$

$$P_{v3} = \phi_3 P_{g3} = 0.5402, \quad w_3 = 0.622 P_{v3}/(P_{\text{tot}} - P_{v3}) = 0.02373$$

The room air is cooled to 72 F $< T_{\text{dew1}} = 82$ F so liquid will form in the exit flow channel and state 4 is saturated.

$$4: 72 \text{ F, } \phi = 100\% \Rightarrow P_{g4} = 0.3918 \text{ psia, } h_{g4} = 1092.91 \text{ Btu/lbm,}$$

$$w_4 = 0.017, \quad h_{f4} = 40.09 \text{ Btu/lbm}$$

$$1: 33 \text{ F, } \phi = 80\% \Rightarrow P_{g1} = 0.0925 \text{ psia, } h_{g1} = 1075.83 \text{ Btu/lbm,}$$

$$P_{v1} = \phi_1 P_{g1} = 0.074 \text{ psia, } w_1 = 0.00315$$

$$\text{CV 3 to 4: } \dot{m}_{\text{liq},4} = \dot{m}_a (w_3 - w_4) = 6 (0.02373 - 0.017) = \mathbf{0.04 \text{ lbm/min}}$$

$$\begin{aligned} \text{CV room: } \dot{m}_{v,\text{out}} &= \dot{m}_a (w_3 - w_2) = \dot{m}_a (w_3 - w_1) \\ &= 6(0.02373 - 0.00315) = \mathbf{0.1235 \text{ lbm/min}} \end{aligned}$$

$$\text{CV Heat exchanger: } \dot{m}_a(\tilde{h}_2 - \tilde{h}_1) = \dot{m}_a(\tilde{h}_3 - \tilde{h}_4) - \dot{m}_{\text{liq}}h_{f4}$$

$$\begin{aligned} C_{p,a}(T_2 - T_1) + w_2 h_{v2} - w_1 h_{v1} &= C_{p,a}(T_3 - T_4) + w_3 h_{v3} - w_4 h_{v4} - (w_3 - w_4) h_{f4} \\ 0.24(T_2 - 33) + w_2 h_{v2} - 3.3888 &= 0.24(104 - 72) + 26.2627 - 18.5795 - 0.2698 \end{aligned}$$

$$0.24 T_2 + 0.00315 h_{v2} = 26.402 \text{ btu/lbm}$$

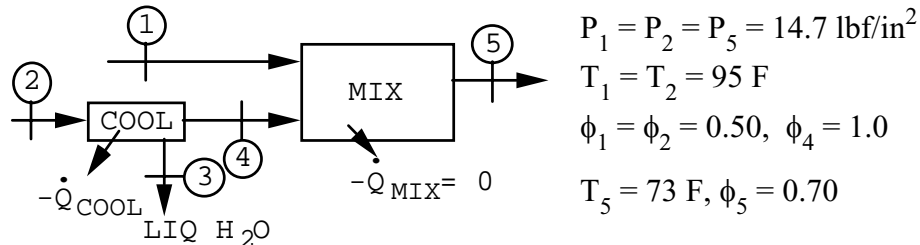
$$\text{Trial and error on } T_2: \quad T_2 = \mathbf{95.5 \text{ F}}, \quad P_{g2} = 0.837 \text{ psia, } P_{v2} = P_{v1}$$

$$\phi = P_{v2} / P_{g2} = 0.074 / 0.837 = 0.088 \quad \text{or } \phi = \mathbf{9\%}$$

Review Problems

12.169E

Ambient air is at a condition of 14.7 lbf/in.^2 , 95 F , 50% relative humidity. A steady stream of air at 14.7 lbf/in.^2 , 73 F , 70% relative humidity, is to be produced by first cooling one stream to an appropriate temperature to condense out the proper amount of water and then mix this stream adiabatically with the second one at ambient conditions. What is the ratio of the two flow rates? To what temperature must the first stream be cooled?



$$P_{v1} = P_{v2} = 0.5 \times 0.8246 = 0.4123, \quad w_1 = w_2 = 0.622 \times \frac{0.4123}{14.7 - 0.4123} = 0.0179$$

$$P_{v5} = 0.7 \times 0.4064 = 0.2845 \quad \Rightarrow \quad w_5 = 0.622 \times \frac{0.2845}{14.7 - 0.2845} = 0.0123$$

MIX: Call the mass flow ratio $r = m_{a2}/m_{a1}$

Conservation of water mass: $w_1 + r w_4 = (1 + r) w_5$

Energy Eq.: $h_{a1} + w_1 h_{v1} + r h_{a4} + r w_4 h_{v4} = (1 + r) h_{a5} + (1 + r) w_5 h_{v5}$

$$\rightarrow 0.0179 + r w_4 = (1 + r) 0.0123$$

$$\text{or } r = \frac{0.0179 - 0.0123}{0.0123 - w_4}, \quad \text{with } w_4 = 0.622 \times \frac{P_{G4}}{14.7 - P_{G4}}$$

$$\begin{aligned} &0.24 \times 555 + 0.0179 \times 1107.2 + r \times 0.24 \times T_4 + r w_4 h_{v4} \\ &= (1 + r) \times 0.24 \times 533 + (1 + r) \times 0.0123 \times 1093.3 \end{aligned}$$

$$\text{or } r \left[0.24 \times T_4 + w_4 h_{G4} - 141.4 \right] + 11.66 = 0$$

Assume $T_4 = 40 \text{ F} \rightarrow P_{G4} = 0.12166 \text{ psia}$, $h_{G4} = 1078.9 \text{ Btu/lbm}$

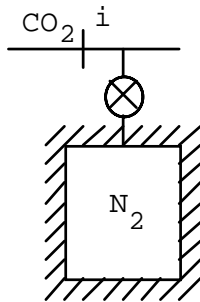
$$w_4 = 0.622 \times \frac{0.12166}{14.7 - 0.12166} = 0.0052$$

$$\frac{m_{a2}}{m_{a1}} = \frac{0.0179 - 0.0123}{0.0123 - 0.0052} = \mathbf{0.7887}$$

$$\begin{aligned} &0.7887 [0.24 \times 500 + 0.0052 \times 1078.9 - 141.4] + 11.66 = -0.29 \approx 0 \quad \text{OK} \\ &\Rightarrow T_4 = \mathbf{40 \text{ F}} \end{aligned}$$

12.170E

A 4-ft³ insulated tank contains nitrogen gas at 30 lbf/in.² and ambient temperature 77 F. The tank is connected by a valve to a supply line flowing carbon dioxide at 180 lbf/in.², 190 F. A mixture of 50 mole percent nitrogen and 50 mole percent carbon dioxide is to be obtained by opening the valve and allowing flow into the tank until an appropriate pressure is reached and the valve is closed. What is the pressure? The tank eventually cools to ambient temperature. Calculate the net entropy change for the overall process.



$$V = 4 \text{ ft}^3, P_1 = 30 \text{ lbf/in}^2, T_1 = T_0 = 77 \text{ F}$$

$$\text{At state 2: } y_{\text{N}_2} = y_{\text{CO}_2} = 0.50$$

$$\begin{aligned} n_2 \text{ CO}_2 = n_2 \text{ N}_2 &= n_1 \text{ N}_2 = P_1 V / \bar{R} T_1 \\ &= 30 \times 4 \times 144 / (1545 \times 536.67) = 0.02084 \text{ lbmol} \\ n_2 &= 0.04168 \text{ lbmol} \end{aligned}$$

$$\text{Energy Eq.: } n_i \bar{h}_i = n_2 \bar{u}_2 - n_1 \bar{u}_1, \quad \text{use constant specific heats}$$

$$n_i \bar{C}_{\text{Poi}} T_i = (n_i \bar{C}_{\text{Voi}} + n_1 \bar{C}_{\text{Voi}}) T_2 - n_1 \bar{C}_{\text{Voi}} T_1$$

$$\text{But } n_i = n_1 \quad \rightarrow \quad \bar{C}_{\text{Poi}} T_i = \bar{C}_{\text{Voi}} T_2 + \bar{C}_{\text{Voi}} (T_2 - T_1)$$

$$44.01 \times 0.201 \times 649.67 = 44.01 \times 0.156 T_2 + 28.013 \times 0.178 (T_2 - 536.67)$$

$$T_2 = 710.9 \text{ R}$$

$$P_2 = n_2 \bar{R} T_2 / V = 0.04168 \times 1545 \times 710.9 / 4 \times 144 = 79.48 \text{ lbf/in}^2$$

$$\text{Cool to } T_3 = T_0 = 77 \text{ F} = 536.67 \text{ R}$$

$$P_3 = P_2 \times T_3 / T_2 = 79.48 \times 536.67 / 710.9 = 60 \text{ lbf/in}^2$$

$$\begin{aligned} Q_{23} &= n_2 \bar{C}_{\text{Voi}} (T_3 - T_2) = 0.04168 (0.5 \times 28.013 \times 0.178 \\ &\quad + 0.5 \times 44.01 \times 0.156) (536.67 - 710.9) = -43.0 \text{ Btu} \end{aligned}$$

$$\Delta S_{\text{NET}} = n_3 \bar{s}_3 - n_1 \bar{s}_1 - n_i \bar{s}_i - Q_{23} / T_0 = n_i [(\bar{s}_{\text{CO}_2})_3 - \bar{s}_i] + n_1 [(\bar{s}_{\text{N}_2})_3 - \bar{s}_1] - Q_{23} / T_0$$

$$= 0.02084 (44.01 \times 0.201 \ln \frac{536.67}{649.67} - 1.98589 \ln \frac{0.5 \times 60}{180})$$

$$+ 0.02084 \times (-1.98589 \ln \frac{0.5 \times 60}{30}) - \frac{-43.0}{536.67}$$

$$= +0.03893 + 0 + 0.0801 = \mathbf{+0.119 \text{ Btu/R}}$$

CHAPTER 13
SOLUTION MANUAL

SONNTAG • BORGNAKKE • VAN WYLEN



FUNDAMENTALS
of
Thermodynamics
Sixth Edition

Fundamentals of Thermodynamics 6th Edition
Sonntag, Borgnakke and van Wylen

CONTENT CHAPTER 13

SUBSECTION	PROB NO.
Correspondence table	
Study guide problems	1-20
Clapeyron equation	21-33
Property Relations, Maxwell, and those for Enthalpy, internal Energy and Entropy	34-40
Volume Expansivity and Compressibility	41-52
Equations of State	53-68
Generalized Charts	69-94
Mixtures	95-106
Review problems	107-119
English unit problems	120-145

CHAPTER 13 6th ed. CORRESPONDANCE TABLE

The new problem set relative to the problems in the fifth edition.

New	5th	New	5th	New	5th	New	5th
		50	new	80	50	110	46
21	1	51	new	81	33	111	55
22	3	52	new	82	34	112	57
23	new	53	new	83	35	113	62
24	2	54	new	84	39	114	65
25	4	55	22	85	42	115	69
26	new	56	25	86	56	116	70
27	new	57	24a	87	44	117	67
28	new	58	24b	88	45	118	74a
29	6	59	47b	89	48	119	74b
30	7	60	29	90	51		
31	5	61	23	91	52		
32	9	62	27a	92	53		
33	8	63	27b	93	58a		
34	new	64	28	94	58b		
35	11	65	30	95	new		
36	new	66	68	96	new		
37	10	67	new	97	new		
38	12	68	new	98	54		
39	new	69	20	99	new		
40	new	70	21	100	new		
41	13	71	31	101	new		
42	new	72	38	102	60		
43	16	73	new	103	37		
44	new	74	new	104	61		
45	17	75	36	105	73a,b		
46	new	76	43	106	73a,c		
47	14	77	47a	107	26		
48	new	78	new	108	40		
49	15	79	49	109	41		

The English-unit problems are:

New	5th	SI	New	5th	SI	New	5th	SI
120	75	21mod	130	83	69	140	97	86
121	76	22	131	84	70	141	93	90
122	new	27	132	82	73	142	96	92
123	77	31	133	86	74	143	new	95
124	78	41	134	95	75	144	90	108
125	81	45	135	92	76	145	89	109
126	79	47	136	87	81			
127	80	49	137	88	82			
128	new	51	138	94	80			
129	85	65	139	91	85			

mod indicates a modification from the previous problem that changes the solution but otherwise is the same type problem.

The following table gives the values for the compressibility, enthalpy departure and the entropy departure along the saturated liquid-vapor boundary. These are used for all the problems using generalized charts as the figures are very difficult to read accurately (consistently) along the saturated liquid line. It is suggested that the instructor hands out copies of this page or let the students use the computer for homework solutions.

T_r	P_r	Z_f	Z_g	$d(h/RT)_f$	$d(h/RT)_g$	$d(s/R)_f$	$d(s/R)_g$
0.96	0.78	0.14	0.54	3.65	1.39	3.45	1.10
0.94	0.69	0.12	0.59	3.81	1.19	3.74	0.94
0.92	0.61	0.10	0.64	3.95	1.03	4.00	0.82
0.90	0.53	0.09	0.67	4.07	0.90	4.25	0.72
0.88	0.46	0.08	0.70	4.17	0.78	4.49	0.64
0.86	0.40	0.07	0.73	4.26	0.69	4.73	0.57
0.84	0.35	0.06	0.76	4.35	0.60	4.97	0.50
0.82	0.30	0.05	0.79	4.43	0.52	5.22	0.45
0.80	0.25	0.04	0.81	4.51	0.46	5.46	0.39
0.78	0.21	0.035	0.83	4.58	0.40	5.72	0.35
0.76	0.18	0.03	0.85	4.65	0.34	5.98	0.31
0.74	0.15	0.025	0.87	4.72	0.29	6.26	0.27
0.72	0.12	0.02	0.88	4.79	0.25	6.54	0.23
0.70	0.10	0.017	0.90	4.85	0.21	6.83	0.20
0.68	0.08	0.014	0.91	4.92	0.18	7.14	0.17
0.66	0.06	0.01	0.92	4.98	0.15	7.47	0.15
0.64	0.05	0.009	0.94	5.04	0.12	7.81	0.12
0.60	0.03	0.005	0.95	5.16	0.08	8.56	0.08
0.58	0.02	0.004	0.96	5.22	0.06	8.97	0.07
0.54	0.01	0.002	0.98	5.34	0.03	9.87	0.04
0.52	0.0007	0.0014	0.98	5.41	0.02	10.38	0.03

Concept-Study Guide Problems

13.1

Mention two uses of the Clapeyron equation.

If you have experimental information about saturation properties down to a certain temperature Clapeyron equation will allow you to make an intelligent curve extrapolation of the saturated pressure versus temperature function $P_{\text{sat}}(T)$ for lower temperatures.

From Clapeyrons equation we can calculate a heat of evaporation, heat of sublimation or heat of fusion based on measurable properties P , T and v .

13.2

The slope dP/dT of the vaporization line is finite as you approach the critical point, yet h_{fg} and v_{fg} both approach zero. How can that be?

The slope is $dP/dT = h_{fg} / T v_{fg}$

Recall the math problem what is the limit of $f(x)/g(x)$ when x goes towards a point where both functions f and g goes towards zero. A finite limit for the ratio is obtained if both first derivatives are different from zero so we have

$$dP/dT \rightarrow [dh_{fg}/dT] / d(Tv_{fg})/dT \quad \text{as } T \rightarrow T_c$$

13.3

In view of Clapeyron's equation and Fig. 3.7, is there something special about ice I versus the other forms of ice?

Yes. The slope of the phase boundary dP/dT is negative for ice I to liquid whereas it is positive for all the other ice to liquid interphases. This also means that these other forms of ice are all heavier than liquid water. The pressure must be more than $200 \text{ MPa} = 2000 \text{ atm}$ so even the deepest ocean cannot reach that pressure (recall about 1 atm per 10 meters down).

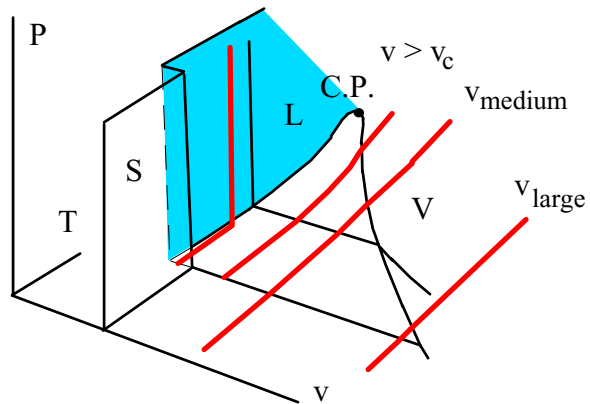
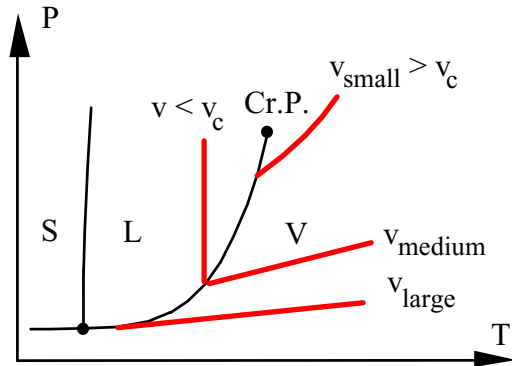
13.4

If we take a derivative as $(\partial P/\partial T)_v$ in the two-phase region, see Figs. 3.18 and 3.19, does it matter what v is? How about T ?

In the two-phase region, P is a function only of T , and not dependent on v .

13.5

Sketch on a P-T diagram how a constant v line behaves in the compressed liquid region, the two-phase L-V region and the superheated vapor region?



13.6

If I raise the pressure in an isentropic process, does h go up or down? Is that independent upon the phase?

$Tds = 0 = dh - vdP$, so h increases as P increases, for any phase. The magnitude is proportional to v (i.e. large for vapor and small for liquid and solid phases)

13.7

If I raise the pressure in an isothermal process does h go up or down for a liquid or solid? What do you need to know if it is a gas phase?

Eq. 13.25:
$$\left(\frac{\partial h}{\partial P}\right)_T = v - T \left(\frac{\partial v}{\partial T}\right)_P = v[1 - T\alpha_p]$$

Liquid or solid, α_p is very small, h increases with P ;

For a gas, we need to know the equation of state.

13.8

The equation of state in Example 13.3 was used as explicit in v . Is it explicit in P ?

Yes, the equation can be written explicitly in P .

$$P = RT / [v + C/T^3]$$

13.9

Over what range of states are the various coefficients in Section 13.5 most useful?

For solids or liquids, where the coefficients are essentially constant over a wide range of P 's and T 's.

13.10

For a liquid or a solid is v more sensitive to T or P ? How about an ideal gas?

For a liquid or solid, v is more sensitive to T than P .

For an ideal gas, $v = RT/P$, varies directly with T , inversely with P .

13.11

If I raise the pressure in a solid at constant T, does s go up or down?

In Example 13.4, it is found that change in s with P at constant T is negatively related to volume expansivity (a positive value for a solid), $ds_T = -v \alpha_p dP_T$, so raising P decreases s.

13.12

Most equations of state are developed to cover which range of states?

Most equations of state are developed to cover the gaseous phase, from low to moderate densities. Many cover high-density regions as well, including the compressed liquid region.

13.13

Is an equation of state valid in the two-phase regions?

No. In a two-phase region, P depends only on T. There is a discontinuity at each phase boundary.

13.14

As $P \rightarrow 0$, the specific volume $v \rightarrow \infty$. For $P \rightarrow \infty$, does $v \rightarrow 0$?

At very low P, the substance will be essentially an ideal gas, $Pv = RT$, so that v becomes very large. However at very high P, the substance eventually must become a solid, which cannot be compressed to a volume approaching zero.

13.15

Must an equation of state satisfy the two conditions in Eqs. 13.50 and 13.51?

It has been observed from experimental measurements that substances do behave in that manner. If an equation of state is to be accurate in the near-critical region, it would have to satisfy these two conditions.

If the equation is simple it may be overly restrictive to impose these as it may lead to larger inaccuracies in other regions.

13.16

At which states are the departure terms for h and s small? What is Z there?

Departure terms for h and s are small at very low pressure or at very high temperature. In both cases, Z is close to 1.

13.17

What is the benefit of the generalized charts? Which properties must be known besides the charts themselves?

The generalized charts allow for the approximate calculations of enthalpy and entropy changes (and P, v, T behavior), for processes in cases where specific data or equation of state are not known. They also allow for approximate phase boundary determinations. It is necessary to know the critical pressure and temperature, as well as ideal-gas specific heat.

13.18

What does it imply if the compressibility factor is larger than 1?

Compressibility factor greater than one results from domination of intermolecular forces of repulsion (short range) over forces of attraction (long range) – either high temperature or very high density. This implies that the density is lower than what is predicted by the ideal gas law, the ideal gas law assumes the molecules (atoms) can be pressed closer together.

13.19

The departure functions for h and s as defined are always positive. What does that imply for the real substance h and s values relative to ideal gas values?

Real-substance h and s are less than the corresponding ideal-gas values.

13.20

What is the benefit of Kay's rule versus a mixture equation of state?

Kay's rule for a mixture is not nearly as accurate as an equation of state for the mixture, but it is very simple to use.

Clapeyron Equation

13.21

A special application requires R-12 at -140°C . It is known that the triple-point temperature is -157°C . Find the pressure and specific volume of the saturated vapor at the required condition.

The lowest temperature in Table B.3 for R-12 is -90°C , so it must be extended to -140°C using the Clapeyron Eq. 13.7 integrated as in example 13.1

Table B.3: at $T_1 = -90^{\circ}\text{C} = 183.2\text{ K}$, $P_1 = 2.8\text{ kPa}$.

$$R = \frac{8.3145}{120.914} = 0.068\ 76\text{ kJ/kg K}$$

$$\ln \frac{P}{P_1} = \frac{h_{fg}}{R} \frac{(T - T_1)}{T \times T_1} = \frac{189.748}{0.068\ 76} \frac{(133.2 - 183.2)}{133.2 \times 183.2} = -5.6543$$

$$P = 2.8 \exp(-5.6543) = \mathbf{0.0098\text{ kPa}}$$

13.22

Ice (solid water) at -3°C , 100 kPa, is compressed isothermally until it becomes liquid. Find the required pressure.

Water, triple point $T = 0.01^{\circ}\text{C}$, $P = 0.6113 \text{ kPa}$

Table B.1.1: $v_f = 0.001 \text{ m}^3/\text{kg}$, $h_f = 0.01 \text{ kJ/kg}$,

Table B.1.5: $v_i = 0.0010908 \text{ m}^3/\text{kg}$, $h_i = -333.4 \text{ kJ/kg}$

Clapeyron
$$\frac{dP_{if}}{dT} = \frac{h_f - h_i}{(v_f - v_i)T} = \frac{333.4}{-0.0000908 \times 273.16} = -13\,442 \text{ kPa/K}$$

$$\Delta P \approx \frac{dP_{if}}{dT} \Delta T = -13\,442(-3 - 0.01) = 40\,460 \text{ kPa}$$

$$P = P_{tp} + \Delta P = \mathbf{40\,461 \text{ kPa}}$$

13.23

An approximation for the saturation pressure can be $\ln P_{\text{sat}} = A - B/T$, where A and B are constants. Which phase transition is that suitable for, and what kind of property variations are assumed?

Clapeyron Equation expressed for the three phase transitions are shown in Eqs. 13.5-13.7. The last two leads to a natural log function if integrated and ideal gas for the vapor is assumed.

$$\frac{dP_{\text{sat}}}{dT} = P_{\text{sat}} \frac{h_{\text{evap}}}{RT^2}$$

where h_{evap} is either h_{fg} or h_{ig} . Separate the variables and integrate

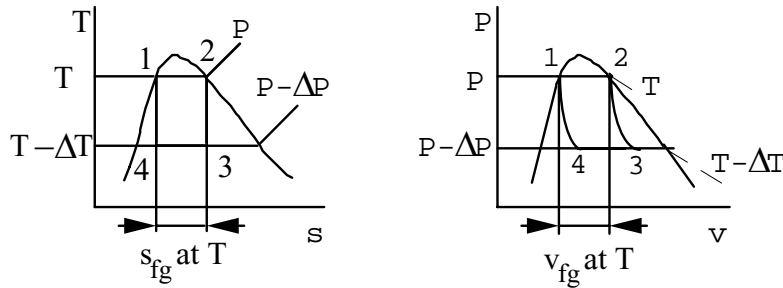
$$P_{\text{sat}}^{-1} dP_{\text{sat}} = h_{\text{evap}} R^{-1} T^{-2} dT$$

$$\ln P_{\text{sat}} = A - B/T ; \quad B = h_{\text{evap}} R^{-1}$$

if we also assume h_{evap} is constant and A is an integration constant. The function then applies to the liquid-vapor and the solid-vapor interphases with different values of A and B . As h_{evap} is not exactly constant over a wide interval in T means that the equation cannot be used for the total domain.

13.24

In a Carnot heat engine, the heat addition changes the working fluid from saturated liquid to saturated vapor at T, P . The heat rejection process occurs at lower temperature and pressure $(T - \Delta T), (P - \Delta P)$. The cycle takes place in a piston cylinder arrangement where the work is boundary work. Apply both the first and second law with simple approximations for the integral equal to work. Then show that the relation between ΔP and ΔT results in the Clapeyron equation in the limit $\Delta T \rightarrow dT$.



$$q_H = Ts_{fg}; \quad q_L = (T - \Delta T)s_{fg}; \quad w_{net} = q_H - q_L = \Delta Ts_{fg}$$

Problem similar to development in section 13.1 for shaft work, here boundary movement work, $w = \int Pdv$

$$w_{NET} = P(v_2 - v_1) + \int_2^3 Pdv + (P - \Delta P)(v_4 - v_3) + \int_1^4 Pdv$$

Approximating,

$$\int_2^3 Pdv \approx \left(P - \frac{\Delta P}{2}\right)(v_3 - v_2); \quad \int_1^4 Pdv \approx \left(P - \frac{\Delta P}{2}\right)(v_1 - v_4)$$

$$\text{Collecting terms: } w_{NET} \approx \Delta P \left[\left(\frac{v_2 + v_3}{2}\right) - \left(\frac{v_1 + v_4}{2}\right) \right]$$

(the smaller the ΔP , the better the approximation)

$$\Rightarrow \frac{\Delta P}{\Delta T} \approx \frac{s_{fg}}{\frac{1}{2}(v_2 + v_3) - \frac{1}{2}(v_1 + v_4)}$$

In the limit as $\Delta T \rightarrow 0$: $v_3 \rightarrow v_2 = v_g$, $v_4 \rightarrow v_1 = v_f$

$$\& \lim_{\Delta T \rightarrow 0} \frac{\Delta P}{\Delta T} = \frac{dP_{sat}}{dT} = \frac{s_{fg}}{v_{fg}}$$

13.25

Calculate the values h_{fg} and s_{fg} for nitrogen at 70 K and at 110 K from the Clapeyron equation, using the necessary pressure and specific volume values from Table B.6.1.

$$\text{Clapeyron equation Eq.13.7: } \frac{dP_g}{dT} = \frac{h_{fg}}{T v_{fg}} = \frac{s_{fg}}{v_{fg}}$$

For N_2 at 70 K, using values for P_g from Table B.6 at 75 K and 65 K, and also v_{fg} at 70 K,

$$h_{fg} \approx T(v_g - v_f) \frac{\Delta P_g}{\Delta T} = 70(0.525 \text{ 015}) \left(\frac{76.1 - 17.41}{75 - 65} \right) = 215.7 \text{ kJ/kg} \quad (207.8)$$

$$s_{fg} = h_{fg}/T = 3.081 \text{ kJ/kg K} \quad (2.97)$$

Comparison not very close because P_g not linear function of T. Using 71 K & 69 K from the software,

$$h_{fg} = 70(0.525 \text{ 015}) \left(\frac{44.56 - 33.24}{71 - 69} \right) = 208.0 \text{ kJ/kg}$$

$$\text{At 110 K, } h_{fg} \approx 110(0.014 \text{ 342}) \left(\frac{1938.8 - 1084.2}{115 - 105} \right) = 134.82 \text{ kJ/kg} \quad (134.17)$$

$$s_{fg} = \frac{134.82}{110} = 1.226 \text{ kJ/kg K} \quad (1.22)$$

13.26

Ammonia at -70°C is used in a special application at a quality of 50%. Assume the only table available is B.2 that goes down to -50°C . To size a tank to hold 0.5 kg with $x = 0.5$, give your best estimate for the saturated pressure and the tank volume.

To size the tank we need the volume and thus the specific volume. If we do not have the table values for v_f and v_g we must estimate those at the lower T . We therefore use Clapeyron equation to extrapolate from -50°C to -70°C to get the saturation pressure and thus v_g assuming ideal gas for the vapor.

The values for v_f and h_{fg} do not change significantly so we estimate
Between -50°C and -70°C : $v_f = 0.001375 \text{ m}^3/\text{kg}$, $h_{fg} = 1430 \text{ kJ/kg}$

The integration of Eq.13.7 is the same as in Example 13.1 so we get

$$\ln \frac{P_2}{P_1} = \frac{h_{fg}}{R} \left(\frac{T_2 - T_1}{T_2 T_1} \right) = \frac{1430}{0.4882} \frac{-70 + 50}{203.15 \times 223.15} = -1.2923$$

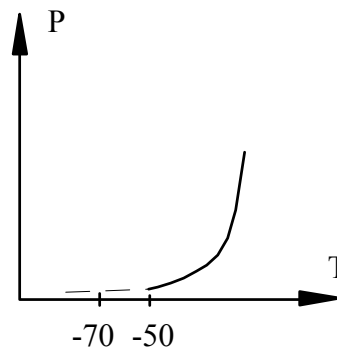
$$P_2 = P_1 \exp(-1.2923) = 40.9 \exp(-1.2923) = 11.2 \text{ kPa}$$

$$v_g = RT_2/P_2 = \frac{0.4882 \times 203.15}{11.2} = 8.855 \text{ m}^3/\text{kg}$$

$$v_2 = (1-x)v_f + xv_g = 0.5 \times 0.001375 + 0.5 \times 8.855 = 4.428 \text{ m}^3/\text{kg}$$

$$V_2 = mv_2 = \mathbf{2.214 \text{ m}^3}$$

A straight line extrapolation
will give a negative pressure.



13.27

The saturation pressure can be approximated as $\ln P_{\text{sat}} = A - B/T$, where A and B are constants. Use the steam tables and determine A and B from properties at 25°C only. Use the equation to predict the saturation pressure at 30°C and compare to table value.

$$\ln P_{\text{sat}} = A - B/T \quad \Rightarrow \quad \frac{dP_{\text{sat}}}{dT} = P_{\text{sat}} (-B)(-T^{-2})$$

so we notice from Eq.13.7 and Table values from B.1.1 and A.5 that

$$B = \frac{h_{\text{fg}}}{R} = \frac{2442.3}{0.4615} = 5292 \text{ K}$$

Now the constant A comes from the saturation pressure as

$$A = \ln P_{\text{sat}} + B/T = \ln 3.169 + \frac{5292}{273.15 + 25} = 18.9032$$

Use the equation to predict the saturation pressure at 30°C as

$$\ln P_{\text{sat}} = A - B/T = 18.9032 - \frac{5292}{273.15 + 30} = 1.4462$$

$$P_{\text{sat}} = 4.2469 \text{ kPa}$$

compare this with the table value of $P_{\text{sat}} = 4.246 \text{ kPa}$ and we have a very close approximation.

13.28

Using the properties of water at the triple point, develop an equation for the saturation pressure along the fusion line as a function of temperature.

Solution:

The fusion line is shown in Fig. 3.4 as the S-L interphase. From Eq.13.5 we have

$$\frac{dP_{\text{fusion}}}{dT} = \frac{h_{if}}{Tv_{if}}$$

Assume h_{if} and v_{if} are constant over a range of T 's. We do not have any simple models for these as function of T other than curve fitting. Then we can integrate the above equation from the triple point (T_1, P_1) to get the pressure $P(T)$ as

$$P - P_1 = \frac{h_{if}}{v_{if}} \ln \frac{T}{T_1}$$

Now take the properties at the triple point from B.1.1 and B.1.5

$$P_1 = 0.6113 \text{ kPa}, \quad T_1 = 273.16 \text{ K}$$

$$v_{if} = v_f - v_i = 0.001 - 0.0010908 = -9.08 \times 10^{-5} \text{ m}^3/\text{kg}$$

$$h_{if} = h_f - h_i = 0.0 - (-333.4) = 333.4 \text{ kJ/kg}$$

The function that approximates the pressure becomes

$$P = 0.6113 - 3.672 \times 10^6 \ln \frac{T}{T_1} \quad [\text{kPa}]$$

13.29

Helium boils at 4.22 K at atmospheric pressure, 101.3 kPa, with $h_{fg} = 83.3$ kJ/kmol. By pumping a vacuum over liquid helium, the pressure can be lowered, and it may then boil at a lower temperature. Estimate the necessary pressure to produce a boiling temperature of 1 K and one of 0.5 K.

Solution:

Helium at 4.22 K: $P_1 = 0.1013$ MPa, $\bar{h}_{FG} = 83.3$ kJ/kmol

$$\frac{dP_{SAT}}{dT} = \frac{h_{FG}}{TV_{FG}} \approx \frac{h_{FG}P_{SAT}}{RT^2} \Rightarrow \ln \frac{P_2}{P_1} = \frac{h_{FG}}{R} \left[\frac{1}{T_1} - \frac{1}{T_2} \right]$$

For $T_2 = 1.0$ K:

$$\ln \frac{P_2}{101.3} = \frac{83.3}{8.3145} \left[\frac{1}{4.22} - \frac{1}{1.0} \right] \Rightarrow P_2 = 0.048 \text{ kPa} = \mathbf{48 \text{ Pa}}$$

For $T_2 = 0.5$ K:

$$\ln \frac{P_2}{101.3} = \frac{83.3}{8.3145} \left[\frac{1}{4.22} - \frac{1}{0.5} \right]$$

$$P_2 = 2.1601 \times 10^{-6} \text{ kPa} = \mathbf{2.1601 \times 10^{-3} \text{ Pa}}$$

13.30

A certain refrigerant vapor enters a steady flow constant pressure condenser at 150 kPa, 70°C, at a rate of 1.5 kg/s, and it exits as saturated liquid. Calculate the rate of heat transfer from the condenser. It may be assumed that the vapor is an ideal gas, and also that at saturation, $v_f \ll v_g$. The following quantities are known for this refrigerant:

$$\ln P_g = 8.15 - 1000/T; \quad C_p = 0.7 \text{ kJ/kg K}$$

with pressure in kPa and temperature in K. The molecular weight is 100.

Refrigerant: State 1 $T_1 = 70^\circ\text{C}$ $P_1 = 150 \text{ kPa}$

State 2 $P_2 = 150 \text{ kPa}$ $x_2 = 1.0$ State 3 $P_3 = 150 \text{ kPa}$ $x_3 = 0.0$

Get the saturation temperature at the given pressure

$$\ln(150) = 8.15 - 1000/T_2 \Rightarrow T_2 = 318.5 \text{ K} = 45.3^\circ\text{C} = T_3$$

$${}_1q_3 = h_3 - h_1 = (h_3 - h_2) + (h_2 - h_1) = -h_{fg} + C_{p0}(T_2 - T_1)$$

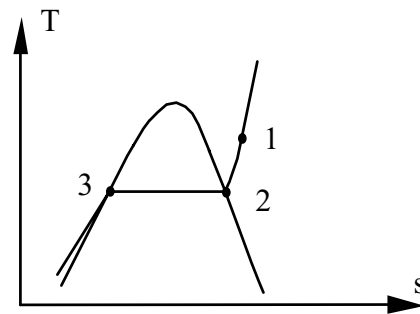
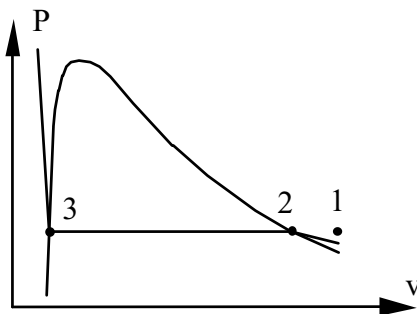
$$\frac{dP_g}{dT} = \frac{h_{fg}}{Tv_{fg}}, \quad v_{fg} \approx v_g = \frac{RT}{P_g}, \quad \frac{dP_g}{dT} = P_g \frac{d \ln P_g}{dT} = \frac{h_{fg}}{RT^2} P_g$$

$$\frac{d \ln P_g}{dT} = +1000/T^2 = h_{fg}/RT^2$$

$$h_{fg} = 1000 \times R = 1000 \times 8.3145/100 = 83.15 \text{ kJ/kg}$$

$${}_1q_3 = -83.15 + 0.7(45.3 - 70) = -100.44 \text{ kJ/kg}$$

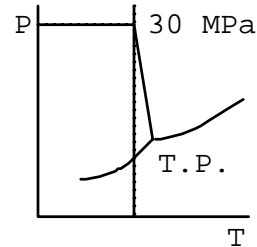
$$\dot{Q}_{\text{COND}} = 1.5(-100.44) = -150.6 \text{ kW}$$



13.31

Using thermodynamic data for water from Tables B.1.1 and B.1.5, estimate the freezing temperature of liquid water at a pressure of 30 MPa.

$$\text{H}_2\text{O} \quad \frac{dP_{if}}{dT} = \frac{h_{if}}{Tv_{if}} \approx \text{const}$$



At the triple point,

$$v_{if} = v_f - v_i = 0.001\,000 - 0.001\,090\,8 = -0.000\,090\,8 \text{ m}^3/\text{kg}$$

$$h_{if} = h_f - h_i = 0.01 - (-333.40) = 333.41 \text{ kJ/kg}$$

$$\frac{dP_{if}}{dT} = \frac{333.41}{273.16(-0.000\,090\,8)} = -13\,442 \text{ kPa/K}$$

\Rightarrow at $P = 30 \text{ MPa}$,

$$T \approx 0.01 + \frac{(30\,000 - 0.6)}{(-13\,442)} = -2.2 \text{ }^\circ\text{C}$$

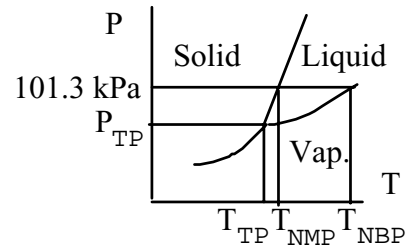
13.32

Small solid particles formed in combustion should be investigated. We would like to know the sublimation pressure as a function of temperature. The only information available is T , h_{FG} for boiling at 101.3 kPa and T , h_{IF} for melting at 101.3 kPa. Develop a procedure that will allow a determination of the sublimation pressure, $P_{sat}(T)$.

T_{NBP} = normal boiling pt T .

T_{NMP} = normal melting pt T .

T_{TP} = triple point T .



$$1) T_{TP} \approx T_{NMP}$$

$$2) \int_{0.1013 \text{ MPa}}^{P_{TP}} (1/P_{SAT}) dP_{SAT} \approx \int_{T_{NMP}}^{T_{TP}} \frac{h_{FG}}{RT^2} dT$$

Since $h_{FG} \approx \text{const} \approx h_{FG NBP}$ the integral over temperature becomes

$$\ln \frac{P_{TP}}{0.1013} \approx \frac{h_{FG NBP}}{R} \left[\frac{1}{T_{NBP}} - \frac{1}{T_{TP}} \right] \rightarrow \text{get } P_{TP}$$

$$3) h_{IG \text{ at TP}} = h_G - h_I = (h_G - h_F) + (h_F - h_I) \approx h_{FG NBP} + h_{IF NMP}$$

Assume $h_{IG} \approx \text{const}$. again we can evaluate the integral

$$\ln \frac{P_{SUB}}{P_{TP}} = \int_{P_{TP}}^{P_{SUB}} (1/P_{SUB}) dP_{SUB} \approx \int_{T_{TP}}^T \frac{h_{IG}}{RT^2} dT \approx \frac{h_{IG}}{R} \left[\frac{1}{T_{TP}} - \frac{1}{T} \right]$$

$$\text{or } P_{SUB} = \text{fn}(T)$$

13.33

A container has a double wall where the wall cavity is filled with carbon dioxide at room temperature and pressure. When the container is filled with a cryogenic liquid at 100 K the carbon dioxide will freeze so that the wall cavity has a mixture of solid and vapor carbon dioxide at the sublimation pressure. Assume that we do not have data for CO₂ at 100 K, but it is known that at -90°C: $P_{\text{sat}} = 38.1 \text{ kPa}$, $h_{\text{IG}} = 574.5 \text{ kJ/kg}$. Estimate the pressure in the wall cavity at 100 K.

Solution:

For CO₂ space: at $T_1 = -90 \text{ }^\circ\text{C} = 183.2 \text{ K}$, $P_1 = 38.1 \text{ kPa}$, $h_{\text{IG}} = 574.5 \text{ kJ/kg}$

For $T_2 = T_{\text{CO}_2} = 100 \text{ K}$: Clapeyron $\frac{dP_{\text{SUB}}}{dT} = \frac{h_{\text{IG}}}{Tv_{\text{IG}}} \approx \frac{h_{\text{IG}}P_{\text{SUB}}}{RT^2}$

$$\ln \frac{P_2}{P_1} = \frac{h_{\text{IG}}}{R} \left[\frac{1}{183.2} - \frac{1}{100} \right] = \frac{574.5}{0.18892} \left[\frac{1}{183.2} - \frac{1}{100} \right] = -13.81$$

$$\text{or } P_2 = P_1 \times 1.005 \times 10^{-6} \Rightarrow P_2 = 3.83 \times 10^{-5} \text{ kPa} = \mathbf{3.83 \times 10^{-2} \text{ Pa}}$$

Property Relations

13.34

Use Gibbs relation $du = Tds - Pd v$ and one of Maxwell's relations to find an expression for $(\partial u / \partial P)_T$ that only has properties P , v and T involved. What is the value of that partial derivative if you have an ideal gas?

$du = Tds - Pd v$ divide this by dP so we get

$$\left(\frac{\partial u}{\partial P}\right)_T = T \left(\frac{\partial s}{\partial P}\right)_T - P \left(\frac{\partial v}{\partial P}\right)_T = -T \left(\frac{\partial v}{\partial T}\right)_P - P \left(\frac{\partial v}{\partial P}\right)_T$$

where we have used Maxwell Eq.13.23. Now for an ideal gas we get

$$\text{Ideal gas: } Pv = RT \quad \Rightarrow \quad v = \frac{RT}{P}$$

then the derivatives are

$$\left(\frac{\partial v}{\partial T}\right)_P = \frac{R}{P} \quad \text{and} \quad \left(\frac{\partial v}{\partial P}\right)_T = -RTP^{-2}$$

and the derivative of u is

$$\left(\frac{\partial u}{\partial P}\right)_T = -T \left(\frac{\partial v}{\partial T}\right)_P - P \left(\frac{\partial v}{\partial P}\right)_T = -T \frac{R}{P} - P(-RTP^{-2}) = 0$$

This confirms that u is not sensitive to P and only a function of T .

13.35

Start from Gibbs relation $dh = Tds + vdP$ and use one of Maxwell's equation to get $(\partial h/\partial v)_T$ in terms of properties P , v and T . Then use Eq.13.24 to also find an expression for $(\partial h/\partial T)_v$.

Find $\left(\frac{\partial h}{\partial v}\right)_T$ and $\left(\frac{\partial h}{\partial T}\right)_v$

$dh = Tds + vdP$ and use Eq.13.22

$$\Rightarrow \left(\frac{\partial h}{\partial v}\right)_T = T \left(\frac{\partial s}{\partial v}\right)_T + v \left(\frac{\partial P}{\partial v}\right)_T = T \left(\frac{\partial P}{\partial T}\right)_v + v \left(\frac{\partial P}{\partial v}\right)_T$$

Also for the second first derivative use Eq.13.28

$$\left(\frac{\partial h}{\partial T}\right)_v = T \left(\frac{\partial s}{\partial T}\right)_v + v \left(\frac{\partial P}{\partial T}\right)_v = C_v + v \left(\frac{\partial P}{\partial T}\right)_v$$

13.36

From Eqs. 13.23 and 13.24 and the knowledge that $C_p > C_v$ what can you conclude about the slopes of constant v and constant P curves in a T - s diagram? Notice that we are looking at functions $T(s, P$ or v given).

Solution:

The functions and their slopes are:

$$\text{Constant } v: \quad T(s) \text{ at that } v \text{ with slope } \left(\frac{\partial T}{\partial s}\right)_v$$

$$\text{Constant } P: \quad T(s) \text{ at that } P \text{ with slope } \left(\frac{\partial T}{\partial s}\right)_P$$

Slopes of these functions are now evaluated using Eq.13.23 and Eq.13.24 as

$$\left(\frac{\partial T}{\partial s}\right)_P = \left(\left(\frac{\partial s}{\partial T}\right)_P\right)^{-1} = \frac{T}{C_p}$$

$$\left(\frac{\partial T}{\partial s}\right)_v = \left(\left(\frac{\partial s}{\partial T}\right)_v\right)^{-1} = \frac{T}{C_v}$$

Since we know $C_p > C_v$ then it follows that $T/C_v > T/C_p$ and therefore

$$\left(\frac{\partial T}{\partial s}\right)_v > \left(\frac{\partial T}{\partial s}\right)_P$$

which means that constant v -lines are steeper than constant P lines in a T - s diagram.

13.37

Derive expressions for $(\partial T/\partial v)_u$ and for $(\partial h/\partial s)_v$ that do not contain the properties h , u , or s . Use Eq. 13.30 with $du = 0$.

$$\left(\frac{\partial T}{\partial v}\right)_u = -\left(\frac{\partial u}{\partial v}\right)_T / \left(\frac{\partial u}{\partial T}\right)_v = \frac{P - T\left(\frac{\partial P}{\partial T}\right)_v}{C_v} \quad (\text{see Eqs. 13.33 and 13.34})$$

$$\text{As } dh = Tds + vdP \Rightarrow \left(\frac{\partial h}{\partial s}\right)_v = T + v\left(\frac{\partial P}{\partial s}\right)_v = T - v\left(\frac{\partial T}{\partial v}\right)_s \quad (\text{Eq. 13.20})$$

$$\text{But } \left(\frac{\partial T}{\partial v}\right)_s = -\left(\frac{\partial s}{\partial v}\right)_T / \left(\frac{\partial s}{\partial T}\right)_v = -\frac{T\left(\frac{\partial P}{\partial T}\right)_v}{C_v} \quad (\text{Eq. 13.22})$$

$$\Rightarrow \left(\frac{\partial h}{\partial s}\right)_v = T + \frac{vT}{C_v} \left(\frac{\partial P}{\partial T}\right)_v$$

13.38

Develop an expression for the variation in temperature with pressure in a constant entropy process, $(\partial T/\partial P)_s$, that only includes the properties P - v - T and the specific heat, C_p . Follow the development for Eq.13.32.

$$\left(\frac{\partial T}{\partial P}\right)_s = -\frac{\left(\frac{\partial s}{\partial P}\right)_T}{\left(\frac{\partial s}{\partial T}\right)_P} = -\frac{-\left(\frac{\partial v}{\partial T}\right)_P}{(C_p/T)} = \frac{T}{C_p} \left(\frac{\partial v}{\partial T}\right)_P$$

$$\left\{ \left(\frac{\partial s}{\partial P}\right)_T = -\left(\frac{\partial v}{\partial T}\right)_P, \text{ Maxwell relation Eq. 13.23 and the other is Eq.13.27} \right\}$$

13.39

Use Eq. 13.34 to get an expression for the derivative $(\partial T/\partial v)_s$. What is the general shape of a constant s process curve in a T - v diagram? For an ideal gas can you say a little more about the shape?

Equation 13.34 says

$$ds = C_v \frac{dT}{T} + \left(\frac{\partial P}{\partial T}\right)_v dv$$

so then in a constant s process we have $ds = 0$ and we find

$$\left(\frac{\partial T}{\partial v}\right)_s = -\frac{T}{C_v} \left(\frac{\partial P}{\partial T}\right)_v$$

As T is higher the slope is steeper (but negative) unless the last term $(\partial P/\partial T)_v$ counteracts. If we have an ideal gas this last term can be determined

$$P = RT/v \quad \Rightarrow \quad \left(\frac{\partial P}{\partial T}\right)_v = \frac{R}{v}$$

$$\left(\frac{\partial T}{\partial v}\right)_s = -\frac{T}{C_v} \frac{R}{v} = -\frac{P}{C_v}$$

and we see the slope is steeper for higher P and a little lower for higher T as C_v is an increasing function of T .

13.40

Evaluate the isothermal changes in the internal energy, the enthalpy and the entropy for an ideal gas. Confirm the results in Chapters 5 and 8.

We need to evaluate du_T , dh_T and ds_T for an ideal gas: $P = RT/v$.

From Eq.13.31 we get

$$du_T = \left[T \left(\frac{\partial P}{\partial T} \right)_v - P \right] dv_T = \left[T \left(\frac{R}{v} \right) - P \right] dv_T = [P - P] dv_T = 0$$

From Eq.13.27 we get using $v = RT/P$

$$dh_T = \left[v - T \left(\frac{\partial v}{\partial T} \right)_P \right] dP_T = \left[v - T \left(\frac{R}{P} \right) \right] dP_T = [v - v] dP_T = 0$$

These two equations confirms the statements in chapter 5 that u and h are functions of T only for an ideal gas.

From eq.13.32 or Eq.13.34 we get

$$\begin{aligned} ds_T &= - \left(\frac{\partial v}{\partial T} \right)_P dP_T = \left(\frac{\partial P}{\partial T} \right)_v dv_T \\ &= - \frac{R}{P} dP_T = \frac{R}{v} dv_T \end{aligned}$$

so the change in s can be integrated to find

$$s_2 - s_1 = -R \ln \frac{P_2}{P_1} = R \ln \frac{v_2}{v_1} \quad \text{when } T_2 = T_1$$

Volume Expansivity and Compressibility

13.41

Determine the volume expansivity, α_P , and the isothermal compressibility, β_T , for water at 20°C, 5 MPa and at 300°C, and 15 MPa using the steam tables.

Water at 20°C, 5 MPa (compressed liquid)

$$\alpha_P = \frac{1}{v} \left(\frac{\partial v}{\partial T} \right)_P \approx \frac{1}{v} \left(\frac{\Delta v}{\Delta T} \right)_P \quad \text{Estimate by finite difference.}$$

Using values at 0°C, 20°C and 40°C,

$$\alpha_P \approx \frac{1}{0.0009995} \frac{0.0010056 - 0.0009977}{40 - 0} = \mathbf{0.0001976 \text{ } ^\circ\text{C}^{-1}}$$

$$\beta_T = -\frac{1}{v} \left(\frac{\partial v}{\partial P} \right)_T \approx -\frac{1}{v} \left(\frac{\Delta v}{\Delta P} \right)_T$$

Using values at saturation, 5 MPa and 10 MPa,

$$\beta_T \approx -\frac{1}{0.0009995} \frac{0.0009972 - 0.0010022}{10 - 0.0023} = \mathbf{0.00050 \text{ MPa}^{-1}}$$

Water at 300°C, 15 MPa (compressed liquid)

$$\alpha_P \approx \frac{1}{0.001377} \frac{0.0014724 - 0.0013084}{320 - 280} = \mathbf{0.002977 \text{ } ^\circ\text{C}^{-1}}$$

$$\beta_T \approx -\frac{1}{0.001377} \frac{0.0013596 - 0.0013972}{20 - 10} = \mathbf{0.002731 \text{ MPa}^{-1}}$$

13.42

What are the volume expansivity α_p , the isothermal compressibility β_T , and the adiabatic compressibility β_s for an ideal gas?

The volume expansivity from Eq.13.37 and ideal gas $v = RT/P$ gives

$$\alpha_p = \frac{1}{v} \left(\frac{\partial v}{\partial T} \right)_P = \frac{1}{v} \left(\frac{R}{P} \right) = \frac{1}{T}$$

The isothermal compressibility from Eq.13.38 and ideal gas gives

$$\beta_T = -\frac{1}{v} \left(\frac{\partial v}{\partial P} \right)_T = -\frac{1}{v} (-RT P^{-2}) = \frac{1}{P}$$

The adiabatic compressibility β_s from Eq.13.40 and ideal gas

$$\beta_s = -\frac{1}{v} \left(\frac{\partial v}{\partial P} \right)_s$$

From Eq.13.32 we get for constant s ($ds = 0$)

$$\left(\frac{\partial T}{\partial P} \right)_s = \frac{T}{C_p} \left(\frac{\partial v}{\partial T} \right)_P = \frac{T}{C_p} \frac{R}{P} = \frac{v}{C_p}$$

and from Eq.13.34 we get

$$\left(\frac{\partial v}{\partial T} \right)_s = -\frac{C_v}{T} \left(\frac{\partial P}{\partial T} \right)_v = -\frac{C_v}{T} \frac{v}{R} = -\frac{C_v}{P}$$

Finally we can form the desired derivative

$$\left(\frac{\partial v}{\partial P} \right)_s = \left(\frac{\partial v}{\partial T} \right)_s \left(\frac{\partial T}{\partial P} \right)_s = -\frac{C_v}{P} \frac{v}{C_p} = -\frac{v}{kP}$$

$$\beta_s = -\frac{1}{v} \left(\frac{\partial v}{\partial P} \right)_s = \left(-\frac{1}{v} \right) \left(-\frac{v}{kP} \right) = \frac{1}{kP} = \frac{1}{k} \beta_T$$

13.43

Find the speed of sound for air at 20°C, 100 kPa using the definition in Eq. 13.43 and relations for polytropic processes in ideal gases.

$$\text{From problem 13.14 : } c^2 = \left(\frac{\partial P}{\partial \rho}\right)_s = -v^2 \left(\frac{\partial P}{\partial v}\right)_s$$


For ideal gas and isentropic process, $Pv^k = \text{constant}$

$$P = Cv^{-k} \Rightarrow \frac{\partial P}{\partial v} = -kCv^{-k-1} = -kPv^{-1}$$

$$c^2 = -v^2(-kPv^{-1}) = kPv = kRT$$

$$c = \sqrt{kRT} = \sqrt{1.4 \times 0.287 \times 293.15 \times 1000} = \mathbf{343.2 \text{ m/s}}$$

For every 3 seconds after the lightning the sound travels about 1 km.



13.44

Assume a substance has uniform properties in all directions with $V = L_x L_y L_z$ and show that volume expansivity $\alpha_p = 3\delta_T$. Hint: differentiate with respect to T and divide by V.

$$V = L_x L_y L_z$$

From Eq.13.37

$$\begin{aligned}\alpha_p &= \frac{1}{V} \left(\frac{\partial V}{\partial T} \right)_P = \frac{1}{L_x L_y L_z} \left(\frac{\partial L_x L_y L_z}{\partial T} \right)_P \\ &= \frac{L_y L_z}{L_x L_y L_z} \left(\frac{\partial L_x}{\partial T} \right)_P + \frac{L_x L_z}{L_x L_y L_z} \left(\frac{\partial L_y}{\partial T} \right)_P + \frac{L_x L_y}{L_x L_y L_z} \left(\frac{\partial L_z}{\partial T} \right)_P \\ &= \frac{1}{L_x} \left(\frac{\partial L_x}{\partial T} \right)_P + \frac{1}{L_y} \left(\frac{\partial L_y}{\partial T} \right)_P + \frac{1}{L_z} \left(\frac{\partial L_z}{\partial T} \right)_P \\ &= 3 \delta_T\end{aligned}$$

This of course assumes isotropic properties (the same in all directions).

13.45

A cylinder fitted with a piston contains liquid methanol at 20°C, 100 kPa and volume 10 L. The piston is moved, compressing the methanol to 20 MPa at constant temperature. Calculate the work required for this process. The isothermal compressibility of liquid methanol at 20°C is $1.22 \times 10^{-9} \text{ m}^2/\text{N}$.

$${}_1W_2 = \int_1^2 P dv = \int P \left(\frac{\partial v}{\partial P} \right)_T dP_T = - \int_1^2 v \beta_T P dP_T$$

For $v \approx \text{constant}$ & $\beta_T \approx \text{constant}$ the integral can be evaluated

$${}_1W_2 = - \frac{v \beta_T}{2} (P_2^2 - P_1^2)$$

For liquid methanol, from Table A.4: $\rho = 787 \text{ m}^3/\text{kg}$

$$V_1 = 10 \text{ L}, \quad m = 0.01 \times 787 = 7.87 \text{ kg}$$

$${}_1W_2 = \frac{0.01 \times 1220}{2} \left[(20)^2 - (0.1)^2 \right] = 2440 \text{ J} = \mathbf{2.44 \text{ kJ}}$$

13.46

Use Eq. 13.32 to solve for $(\partial T/\partial P)_s$ in terms of T , v , C_p and α_p . How large a temperature change does 25°C water ($\alpha_p = 2.1 \times 10^{-4} \text{ K}^{-1}$) have, when compressed from 100 kPa to 1000 kPa in an isentropic process?

From Eq. 13.32 we get for constant s ($ds = 0$) and Eq. 13.37

$$\left(\frac{\partial T}{\partial P}\right)_s = \frac{T}{C_p} \left(\frac{\partial v}{\partial T}\right)_P = \frac{T}{C_p} \alpha_p v$$

Assuming the derivative is constant for the isentropic compression we estimate with heat capacity from Table A.3 and v from B.1.1

$$\begin{aligned} \Delta T_s &= \left(\frac{\partial T}{\partial P}\right)_s \Delta P_s = \frac{T}{C_p} \alpha_p v \Delta P_s \\ &= \frac{273.15 + 25}{4.18} \times 2.1 \times 10^{-4} \times 0.001003 \times (1000 - 100) \\ &= \mathbf{0.013 \text{ K}} \quad \text{barely measurable.} \end{aligned}$$

13.47

Sound waves propagate through a media as pressure waves that cause the media to go through isentropic compression and expansion processes. The speed of sound c is defined by $c^2 = (\partial P / \partial \rho)_s$ and it can be related to the adiabatic compressibility, which for liquid ethanol at 20°C is $9.4 \times 10^{-10} \text{ m}^2/\text{N}$. Find the speed of sound at this temperature.

$$c^2 = \left(\frac{\partial P}{\partial \rho}\right)_s = -v^2 \left(\frac{\partial P}{\partial v}\right)_s = \frac{1}{-\frac{1}{v} \left(\frac{\partial v}{\partial P}\right)_s \rho} = \frac{1}{\beta_s \rho}$$

From Table A.4 for ethanol, $\rho = 783 \text{ kg/m}^3$

$$\Rightarrow c = \left(\frac{1}{940 \times 10^{-12} \times 783}\right)^{1/2} = \mathbf{1166 \text{ m/s}}$$

13.48

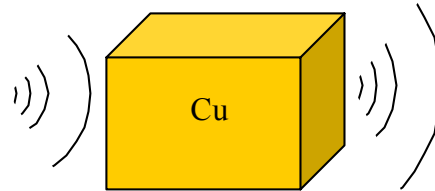
For commercial copper at 25°C (see table A.3) the speed of sound is about 4800 m/s. What is the adiabatic compressibility β_s ?

From Eq.13.43 and Eq.13.40

$$c^2 = \left(\frac{\partial P}{\partial \rho}\right)_s = -v^2 \left(\frac{\partial P}{\partial v}\right)_s = \frac{1}{-\frac{1}{v} \left(\frac{\partial v}{\partial P}\right)_s \rho} = \frac{1}{\beta_s \rho}$$

Then we get using density from Table A.3

$$\begin{aligned} \beta_s &= \frac{1}{c^2 \rho} = \frac{1}{4800^2 \times 8300} \frac{\text{s}^2 \text{m}^3}{\text{m}^2 \text{kg}} = \frac{1000}{4800^2 \times 8300} \frac{1}{\text{kPa}} \\ &= 5.23 \times 10^{-9} \text{ kPa}^{-1} \end{aligned}$$



13.49

Consider the speed of sound as defined in Eq. 13.43. Calculate the speed of sound for liquid water at 20°C, 2.5 MPa, and for water vapor at 200°C, 300 kPa, using the steam tables.

$$\text{From Eq. 13.43: } c^2 = \left(\frac{\partial P}{\partial \rho}\right)_s = -v^2 \left(\frac{\partial P}{\partial v}\right)_s$$

Liquid water at 20°C, 2.5 MPa, assume

$$\left(\frac{\partial P}{\partial v}\right)_s \approx \left(\frac{\Delta P}{\Delta v}\right)_T$$

Using saturated liquid at 20°C and compressed liquid at 20°C, 5 MPa,

$$c^2 = -\left(\frac{0.001\,002 + 0.000\,9995}{2}\right)^2 \left(\frac{5 - 0.0023}{0.000\,9995 - 0.001\,002}\right) = 2.002 \times 10^6$$

$$\Rightarrow c = \mathbf{1415 \text{ m/s}}$$

Superheated vapor water at 200°C, 300 kPa

$$v = 0.7163 \text{ m}^3/\text{kg}, \quad s = 7.3115 \text{ kJ/kg K}$$

At P = 200 kPa & s = 7.3115 kJ/kg K: T = 157°C, v = 0.9766 m³/kg

At P = 400 kPa & s = 7.3115 kJ/kg K: T = 233.8°C, v = 0.5754 m³/kg

$$c^2 = -(0.7163)^2 \left(\frac{0.400 - 0.200}{0.5754 - 0.9766}\right) = 0.2558 \times 10^6 \text{ m}^2/\text{s}^2$$

$$\Rightarrow c = \mathbf{506 \text{ m/s}}$$

13.50

Soft rubber is used as a part of a motor mounting. Its adiabatic bulk modulus is $B_s = 2.82 \times 10^6$ kPa, and the volume expansivity is $\alpha_p = 4.86 \times 10^{-4} \text{ K}^{-1}$. What is the speed of sound vibrations through the rubber, and what is the relative volume change for a pressure change of 1 MPa?

From Eq.13.43 and Eq.13.40

$$c^2 = \left(\frac{\partial P}{\partial \rho}\right)_s = -v^2 \left(\frac{\partial P}{\partial v}\right)_s = \frac{1}{-\frac{1}{v} \left(\frac{\partial v}{\partial P}\right)_s \rho} = \frac{1}{\beta_s \rho} = \frac{B_s}{\rho}$$

$$= 2.82 \times 10^6 \times 1000 \text{ Pa} / 1100 \text{ kg/m}^3 = 2.564 \times 10^6 \text{ m}^2/\text{s}^2$$

c = 1601 m/s

If the volume change is fast it is isentropic and if it is slow it is isothermal. We will assume it is isentropic

$$\frac{1}{V} \left(\frac{\partial V}{\partial P}\right)_s = -\beta_s = -\frac{1}{B_s}$$

then

$$\frac{\Delta V}{V} = -\frac{\Delta P}{B_s} = -\frac{1000}{2.82 \times 10^6} = -3.55 \times 10^{-4}$$

13.51

Liquid methanol at 25°C has an adiabatic compressibility of $1.05 \times 10^{-9} \text{ m}^2/\text{N}$. What is the speed of sound? If it is compressed from 100 kPa to 10 MPa in an insulated piston/cylinder, what is the specific work?

From Eq.13.43 and Eq.13.40 and the density from table A.4

$$\begin{aligned} c^2 &= \left(\frac{\partial P}{\partial \rho}\right)_s = -v^2 \left(\frac{\partial P}{\partial v}\right)_s = \frac{1}{\beta_s \rho} = \frac{1}{1.05 \times 10^{-9} \times 787} \\ &= 1.210 \times 10^6 \text{ m}^2/\text{s}^2 \\ c &= \mathbf{1100 \text{ m/s}} \end{aligned}$$

The specific work becomes

$$\begin{aligned} w &= \int P \, dv = \int P (-\beta_s v) \, dP = - \int \beta_s v P \, dP = -\beta_s v \int_1^2 P \, dP \\ &= -\beta_s v 0.5 (P_2^2 - P_1^2) \\ &= -1.05 \times 10^{-9} \text{ m}^2/\text{N} \times \frac{0.5}{787} \text{ m}^3/\text{kg} \times (10\,000^2 - 100^2) \times 1000^2 \text{ Pa}^2 \\ &= \mathbf{-66.7 \text{ J/kg}} \end{aligned}$$

13.52

Use Eq. 13.32 to solve for $(\partial T/\partial P)_s$ in terms of T , v , C_p and α_p . How much higher does the temperature become for the compression of the methanol in Problem 13.51? Use $\alpha_p = 2.4 \times 10^{-4} \text{ K}^{-1}$ for methanol at 25°C .

From Eq.13.32 we get for constant s ($ds = 0$) and Eq.13.37

$$\left(\frac{\partial T}{\partial P}\right)_s = \frac{T}{C_p} \left(\frac{\partial v}{\partial T}\right)_P = \frac{T}{C_p} \alpha_p v$$

Assuming the derivative is constant for the isentropic compression we estimate with heat capacity and density ($v = 1/\rho$) from Table A.4

$$\begin{aligned} \Delta T_s &= \left(\frac{\partial T}{\partial P}\right)_s \Delta P_s = \frac{T}{C_p} \alpha_p v \Delta P_s \\ &= \frac{298.15 \text{ K kg K}}{2.55 \text{ kJ}} \times 2.4 \times 10^{-4} \text{ K}^{-1} \times \frac{1 \text{ m}^3}{787 \text{ kg}} \times (10\,000 - 100) \text{ kPa} \\ &= \mathbf{0.353 \text{ K}} \end{aligned}$$

Equations of State

13.53

Use the equation of state as shown in Example 13.3 where changes in enthalpy and entropy were found. Find the isothermal change in internal energy in a similar fashion; do not compute it from enthalpy.

The equation of state is

$$\frac{Pv}{RT} = 1 - C' \frac{P}{T^4}$$

and to integrate for changes in u from eq.13.31 we it explicit in P as

$$P = T^4 \left(\frac{v}{R} T^3 + C' \right)^{-1}$$

Now perform the partial derivative of P

$$\begin{aligned} \left(\frac{\partial P}{\partial T} \right)_v &= 4 T^3 \left(\frac{v}{R} T^3 + C' \right)^{-1} - T^4 \left(\frac{v}{R} T^3 + C' \right)^{-2} 3 \frac{v}{R} T^2 \\ &= 4 \frac{P}{T} - \frac{P^2}{T^4} 3 \frac{v}{R} T^2 = 4 \frac{P}{T} - 3 \frac{P}{T} \times \frac{Pv}{RT} = \frac{P}{T} \left[4 - 3 \frac{Pv}{RT} \right] \end{aligned}$$

Substitute into Eq.13.31

$$\begin{aligned} du_T &= \left[T \left(\frac{\partial P}{\partial T} \right)_v - P \right] dv_T = \left[P \left(4 - 3 \frac{Pv}{RT} \right) - P \right] dv_T \\ &= 3 P \left(1 - \frac{Pv}{RT} \right) dv_T = 3 P C' \frac{P}{T^4} dv_T \end{aligned}$$

The P must be eliminated in terms of v or the opposite, we do the latter as from the equation of state

$$v = \frac{RT}{P} - C' R \frac{1}{T^3} \quad \Rightarrow \quad dv_T = -\frac{RT}{P^2} dP_T$$

so now

$$du_T = 3 C' \frac{P^2}{T^4} dv_T = -3 C' R \frac{1}{T^3} dP_T$$

and the integration becomes

$$u_2 - u_1 = -3 C' R T^{-3} (P_2 - P_1)$$

13.54

Evaluate changes in an isothermal process for u , h and s for a gas with an equation of state as $P(v - b) = RT$.

From Eq.13.31 we get

$$du_T = \left[T \left(\frac{\partial P}{\partial T} \right)_v - P \right] dv_T = \left[T \left(\frac{R}{v-b} \right) - P \right] dv_T = [P - P] dv_T = 0$$

From Eq.13.27 we get using $v = b + RT/P$

$$dh_T = \left[v - T \left(\frac{\partial v}{\partial T} \right)_P \right] dP_T = \left[v - T \left(\frac{R}{P} \right) \right] dP_T = b dP_T$$

From eq.13.32 or Eq.13.34 we get

$$\begin{aligned} ds_T &= - \left(\frac{\partial v}{\partial T} \right)_P dP_T = \left(\frac{\partial P}{\partial T} \right)_v dv_T \\ &= - \frac{R}{P} dP_T = \frac{R}{v-b} dv_T \end{aligned}$$

Now the changes in u , h and s can be integrated to find

$$u_2 - u_1 = 0$$

$$h_2 - h_1 = \int b dP = b(P_2 - P_1)$$

$$s_2 - s_1 = -R \ln \frac{P_2}{P_1} = R \ln \frac{v_2 - b}{v_1 - b}$$

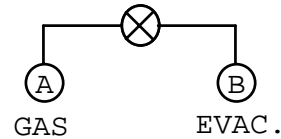
13.55

Two uninsulated tanks of equal volume are connected by a valve. One tank contains a gas at a moderate pressure P_1 , and the other tank is evacuated. The valve is opened and remains open for a long time. Is the final pressure P_2 greater than, equal to, or less than $P_1/2$? Hint: Recall Fig. 13.5.

Assume the temperature stays constant then for an ideal gas the pressure will be reduced to half the original pressure. For the real gas the compressibility factor maybe different from 1 and then changes towards one as the pressure drops.

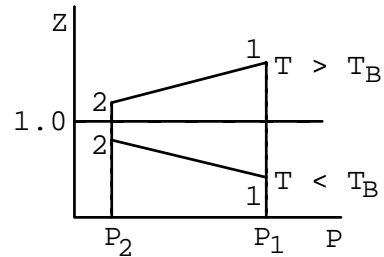
$$V_A = V_B \Rightarrow V_2 = 2V_1, \quad T_2 = T_1 = T$$

$$\frac{P_2}{P_1} = \frac{V_1}{V_2} \frac{Z_2}{Z_1} \frac{mRT}{mRT} = \frac{1}{2} \frac{Z_2}{Z_1}$$



$$\text{If } T < T_B, \quad Z_2 > Z_1 \Rightarrow \frac{P_2}{P_1} > \frac{1}{2}$$

$$\text{If } T > T_B, \quad Z_2 < Z_1 \Rightarrow \frac{P_2}{P_1} < \frac{1}{2}$$



13.56

Determine the reduced Boyle temperature as predicted by an equation of state (the experimentally observed value for most substances is about 2.5), using the van der Waals equation and the Redlich–Kwong equation. Note: It is helpful to use Eqs. 13.47 and 13.48 in addition to Eq. 13.46

The Boyle temp. is that T at which $\lim_{P \rightarrow 0} \left(\frac{\partial Z}{\partial P} \right)_T = 0$

$$\text{But } \lim_{P \rightarrow 0} \left(\frac{\partial Z}{\partial P} \right)_T = \lim_{P \rightarrow 0} \frac{Z-1}{P-0} = \frac{1}{RT} \lim_{P \rightarrow 0} \left(v - \frac{RT}{P} \right)$$

van der Waals: $P = \frac{RT}{v-b} - \frac{a}{v^2}$

multiply by $\frac{v-b}{P}$, get

$$v-b = \frac{RT}{P} - \frac{a(v-b)}{Pv^2} \quad \text{or} \quad v - \frac{RT}{P} = b - \frac{a(1-b/v)}{Pv}$$

$$\& \quad RT \times \lim_{P \rightarrow 0} \left(\frac{\partial Z}{\partial P} \right)_T = b - \frac{a(1-0)}{RT} = 0 \quad \text{only at } T_{\text{Boyle}}$$

$$\text{or } T_{\text{Boyle}} = \frac{a}{Rb} = \frac{27}{8} T_C = \mathbf{3.375 T_C}$$

Redlich-Kwong: $P = \frac{RT}{v-b} - \frac{a}{v(v+b)T^{1/2}}$

as in the first part, get

$$v - \frac{RT}{P} = b - \frac{a(1-b/v)}{Pv(1+b/v)T^{1/2}}$$

$$\& \quad RT \times \lim_{P \rightarrow 0} \left(\frac{\partial Z}{\partial P} \right)_T = b - \frac{a(1-0)}{Pv(1+0)T^{1/2}} = 0 \quad \text{only at } T_{\text{Boyle}}$$

$$\text{or } T_{\text{Boyle}}^{3/2} = \frac{a}{Rb} = \frac{0.42748 R^2 T_C^{5/2}}{R P_C} \times \frac{P_C}{0.08664 R T_C}$$

$$T_{\text{Boyle}} = \left(\frac{0.42748}{0.08664} \right)^{2/3} T_C = \mathbf{2.9 T_C}$$

13.57

Develop expressions for isothermal changes in internal energy, enthalpy and entropy for a gas obeying the van der Waals equation of state.

$$\text{van der Waals equation of state: } P = \frac{RT}{v-b} - \frac{a}{v^2}$$

$$\left(\frac{\partial P}{\partial T}\right)_v = \frac{R}{v-b}$$

$$\left(\frac{\partial u}{\partial v}\right)_T = T\left(\frac{\partial P}{\partial T}\right)_v - P = \frac{RT}{v-b} - \frac{RT}{v-b} + \frac{a}{v^2}$$

$$(u_2 - u_1)_T = \int_1^2 [T\left(\frac{\partial P}{\partial T}\right)_v - P] dv = \int_1^2 \frac{a}{v^2} dv = a\left(\frac{1}{v_1} - \frac{1}{v_2}\right)$$

$$(h_2 - h_1)_T = (u_2 - u_1)_T + P_2 v_2 - P_1 v_1 = P_2 v_2 - P_1 v_1 + a\left(\frac{1}{v_1} - \frac{1}{v_2}\right)$$

$$(s_2 - s_1)_T = \int_1^2 \left(\frac{\partial P}{\partial T}\right)_v dv = \int_1^2 \frac{R}{v-b} dv = R \ln\left(\frac{v_2 - b}{v_1 - b}\right)$$

13.58

Develop expressions for isothermal changes in internal energy, enthalpy and entropy for a gas obeying Redlich-Kwong equation of state.

$$\text{Redlich-Kwong equation of state: } P = \frac{RT}{v-b} - \frac{a}{v(v+b)T^{1/2}}$$

$$\left(\frac{\partial P}{\partial T}\right)_v = \frac{R}{v-b} + \frac{a}{2v(v+b)T^{3/2}}$$

From eq.13.31

$$(u_2 - u_1)_T = \int_1^2 \frac{3a}{2v(v+b)T^{1/2}} dv = \frac{-3a}{2bT^{1/2}} \ln\left[\left(\frac{v_2+b}{v_2}\right)\left(\frac{v_1}{v_1+b}\right)\right]$$

We find change in h from change in u, so we do not do the derivative in eq.13.27. This is due to the form of the EOS.

$$(h_2 - h_1)_T = P_2 v_2 - P_1 v_1 - \frac{3a}{2bT^{1/2}} \ln\left[\left(\frac{v_2+b}{v_2}\right)\left(\frac{v_1}{v_1+b}\right)\right]$$

Entropy follows from Eq.13.35

$$\begin{aligned} (s_2 - s_1)_T &= \int_1^2 \left[\frac{R}{v-b} + \frac{a/2}{v(v+b)T^{3/2}} \right] dv \\ &= R \ln\left(\frac{v_2-b}{v_1-b}\right) - \frac{a}{2bT^{3/2}} \ln\left[\left(\frac{v_2+b}{v_2}\right)\left(\frac{v_1}{v_1+b}\right)\right] \end{aligned}$$

13.59

Consider the following equation of state, expressed in terms of reduced pressure and temperature: $Z = 1 + (P_r/14T_r)[1 - 6T_r^{-2}]$. What does this predict for the reduced Boyle temperature?

$$Z = \frac{Pv}{RT} = 1 + \frac{P_r}{14 T_r} \left(1 - \frac{6}{T_r^2}\right)$$

$$\left(\frac{\partial Z}{\partial P}\right)_T = \frac{1}{14P_c T_r} \left(1 - \frac{6}{T_r^2}\right) \quad \Rightarrow \quad \lim_{P \rightarrow 0} \left(\frac{\partial Z}{\partial P}\right)_T = 0 \text{ at } T_{\text{boyle}}$$

$$\left(1 - \frac{6}{T_r^2}\right) = 0 \quad \rightarrow \quad T_r = \sqrt{6} = 2.45$$

13.60

What is the Boyle temperature for the following equation of state: $P = \frac{RT}{v-b} - \frac{a}{v^2T}$
where a and b are constants.

$$P = \frac{RT}{v-b} - \frac{a}{v^2T}$$

Multiplying by $\frac{v-b}{P}$ gives: $v - b = \frac{RT}{P} - \frac{a(1-b/v)}{PvT}$

Using solution from **13.56** for T_{Boyle} :

$$\lim_{P \rightarrow 0} \left(v - \frac{RT}{P} \right) = b - \frac{a(1-0)}{RT \times T} = b - \frac{a}{RT^2} = 0 \text{ at } T_{\text{Boyle}}$$

$$\text{or } T_{\text{Boyle}} = \sqrt{\frac{a}{Rb}} = \sqrt{\frac{27}{64} \frac{R^2 T_C^3}{P_C} \frac{1}{R} \frac{8P_C}{R T_C}} = \sqrt{\frac{27}{8}} T_C$$

13.61

Show that the van der Waals equation can be written as a cubic equation in the compressibility factor involving the reduced pressure and reduced temperature as

$$Z^3 - \left(\frac{P_r}{8T_r} + 1\right) Z^2 + \left(\frac{27 P_r}{64 T_r^2}\right) Z - \frac{27 P_r^2}{512 T_r^3} = 0$$

van der Waals equation, Eq.13.55: $P = \frac{RT}{v-b} - \frac{a}{v^2}$

$$a = \frac{27 R^2 T_C^2}{64 P_C} \quad b = \frac{RT_C}{8P_C}$$

multiply equation by $\frac{v^2(v-b)}{P}$

Get: $v^3 - \left(b + \frac{RT}{P}\right) v^2 + \left(\frac{a}{P}\right) v - \frac{ab}{P} = 0$

Multiply by $\frac{P^3}{R^3 T^3}$ and substitute $Z = \frac{Pv}{RT}$

Get: $Z^3 - \left(\frac{bP}{RT} + 1\right) Z^2 + \left(\frac{aP}{R^2 T^2}\right) Z - \left(\frac{abP^2}{R^3 T^3}\right) = 0$

Substitute for a and b, get:

$$Z^3 - \left(\frac{P_r}{8T_r} + 1\right) Z^2 + \left(\frac{27 P_r}{64 T_r^2}\right) Z - \frac{27 P_r^2}{512 T_r^3} = 0$$

Where $P_r = \frac{P}{P_C}$, $T_r = \frac{T}{T_C}$

13.62

Determine the second virial coefficient $B(T)$ using the van der Waals equation of state. Also find its value at the critical temperature where the experimentally observed value is about $-0.34 RT_c/P_c$.

From Eq. 13.51: $B(T) = - \lim_{P \rightarrow 0} \alpha$ where Eq. 13.47: $\alpha = \frac{RT}{P} - v$

van der Waals: $P = \frac{RT}{v-b} - \frac{a}{v^2}$ which we can multiply by $\frac{v-b}{P}$, get

$$v - b = \frac{RT}{P} - \frac{a(v-b)}{Pv^2} \quad \text{or} \quad v - \frac{RT}{P} = b - \frac{a(1-b/v)}{Pv}$$

Taking the limit for $P \rightarrow 0$ then ($Pv \rightarrow RT$ and $v \rightarrow \infty$) we get :

$$B(T) = b - a/RT = \frac{RT_c}{P_c} \left(\frac{1}{8} - \frac{27 T_c}{64 T} \right)$$

where a,b are from Eq.13.59. At $T = T_c$ then we have

$$B(T_c) = \frac{RT_c}{P_c} \left(-\frac{19}{64} \right) = -0.297 \frac{RT_c}{P_c}$$

13.63

Determine the second virial coefficient $B(T)$ using the Redlich-Kwong equation of state. Also find its value at the critical temperature where the experimentally observed value is about $-0.34 RT_c/P_c$.

$$\text{From Eq.13.51: } B(T) = - \lim_{P \rightarrow 0} \alpha \quad \text{where Eq.13.47: } \alpha = \frac{RT}{P} - v$$

For Redlich Kwong the result becomes

$$v - \frac{RT}{P} = b - \frac{a(1 - b/v)}{Pv(1 + b/v) T^{1/2}}$$

Taking the limit for $P \rightarrow 0$ then ($Pv \rightarrow RT$ and $v \rightarrow \infty$) we get :

$$\Rightarrow B(T) = b - \frac{a}{RT^{3/2}}$$

Now substitute Eqs. 13.61 and 13.62 for a and b ,

$$B(T) = \frac{RT_c}{P_c} \left[0.08664 - 0.42748 \left(\frac{T_c}{T} \right)^{3/2} \right]$$

and evaluated at T_c it becomes

$$B(T_c) = \frac{RT_c}{P_c} \left[0.08664 - 0.42748 \right] = -0.341 \frac{RT_c}{P_c}$$

13.64

One early attempt to improve on the van der Waals equation of state was an expression of the form

$$P = \frac{RT}{v-b} - \frac{a}{v^2T}$$

Solve for the constants a , b , and v_C using the same procedure as for the van der Waals equation.

From the equation of state take the first two derivatives of P with v :

$$\left(\frac{\partial P}{\partial v}\right)_T = -\frac{RT}{(v-b)^2} + \frac{2a}{v^3T} \quad \text{and} \quad \left(\frac{\partial^2 P}{\partial v^2}\right)_T = -\frac{2RT}{(v-b)^3} - \frac{6a}{v^4T}$$

Since both these derivatives are zero at the critical point:

$$-\frac{RT}{(v-b)^2} + \frac{2a}{v^3T} = 0 \quad \text{and} \quad -\frac{2RT}{(v-b)^3} - \frac{6a}{v^4T} = 0$$

Also,
$$P_C = \frac{RT_C}{v_C-b} - \frac{a}{v_C^2 T_C}$$

solving these three equations:

$$v_C = 3b, \quad a = \frac{27 R^2 T_C^3}{64 P_C}, \quad b = \frac{RT_C}{8P_C}$$

13.65

Calculate the difference in internal energy of the ideal-gas value and the real-gas value for carbon dioxide at the state 20°C, 1 MPa, as determined using the virial equation of state, including second virial coefficient terms. For carbon dioxide we have: $B = -0.128 \text{ m}^3/\text{kmol}$, $T(\text{dB}/\text{dT}) = 0.266 \text{ m}^3/\text{kmol}$, both at 20°C.

$$\text{virial eq.:} \quad P = \frac{RT}{v} + \frac{BRT}{v^2} ; \quad \left(\frac{\partial P}{\partial T}\right)_v = \frac{R}{v} + \frac{BR}{v^2} + \frac{RT}{v^2} \left(\frac{dB}{dT}\right)$$

$$u - u^* = - \int_{\infty}^v \left[\left(\frac{\partial P}{\partial T}\right)_v - P \right] dv = - \int_{\infty}^v \left[\frac{RT^2}{v^2} \left(\frac{dB}{dT}\right) \right] dv = - \frac{RT}{v} \left[T \left(\frac{dB}{dT}\right) \right]$$

Solution of virial equation (quadratic formula):

$$\bar{v} = \frac{1}{2} \frac{\bar{R}T}{P} \left[1 + \sqrt{1 + 4BP/\bar{R}T} \right] \quad \text{where: } \frac{\bar{R}T}{P} = \frac{8.3145 \times 293.15}{1000} = 2.43737$$

$$\bar{v} = \frac{1}{2} \times 2.43737 \left[1 + \sqrt{1 + 4(-0.128)/2.43737} \right] = 2.3018 \text{ m}^3/\text{kmol}$$

Using the minus-sign root of the quadratic formula results in a compressibility factor < 0.5 , which is not consistent with such a truncated equation of state.

$$u - u^* = \frac{-8.3145 \times 293.15}{2.3018} \left[0.266 \right] = - 281.7 \text{ kJ/kmol}$$

13.66

Calculate the difference in entropy of the ideal-gas value and the real-gas value for carbon dioxide at the state 20°C, 1 MPa, as determined using the virial equation of state. Use numerical values given in Problem 13.65.

CO₂ at T = 20°C, P = 1 MPa

$$s_{P^*}^* - s_P = \int_{v(P)}^{RT/P^*} \left(\frac{\partial P}{\partial T}\right)_v dv ; \text{ ID Gas, } s_{P^*}^* - s_P = \int_{v(P)}^{RT/P^*} \frac{R}{v} dv = R \ln \frac{P}{P^*}$$

$$\text{Therefore, at P: } s_P^* - s_P = -R \ln \frac{P}{P^*} + \int_{v(P)}^{RT/P^*} \left(\frac{\partial P}{\partial T}\right)_v dv$$

$$\text{virial: } P = \frac{RT}{v} + \frac{BRT}{v^2} \quad \text{and} \quad \left(\frac{\partial P}{\partial T}\right)_v = \frac{R}{v} + \frac{BR}{v^2} + \frac{RT}{v^2} \left(\frac{dB}{dT}\right)$$

Integrating,

$$\begin{aligned} s_P^* - s_P &= -R \ln \frac{P}{P^*} + R \ln \frac{RT}{P^* v} + R \left[B + T \left(\frac{dB}{dT} \right) \right] \left(\frac{1}{v} - \frac{P^*}{RT} \right) \\ &= R \left[\ln \frac{RT}{P^* v} + \left(B + T \left(\frac{dB}{dT} \right) \right) \frac{1}{v} \right] \end{aligned}$$

Using values for CO₂ from solution 13.65,

$$\begin{aligned} \bar{s}_P^* - \bar{s}_P &= 8.3145 \left[\ln \frac{2.43737}{2.3018} + \left(-0.128 + 0.266 \right) \frac{1}{2.3018} \right] \\ &= \mathbf{0.9743 \text{ kJ/kmol K}} \end{aligned}$$

13.67

A rigid tank contains 1 kg oxygen at 160 K, 4 MPa. Determine the volume of the tank assuming we can use the Redlich-Kwong equation of state for oxygen. Compare the result with the ideal gas law.

For the ideal gas law: $Pv = RT$ so $v = RT/P$

$$v = 0.2598 \times 160 / 4000 = 0.0104 \text{ m}^3/\text{kg}; \quad V = mv = \mathbf{0.0104 \text{ m}^3}$$

For Redlich-Kwong, Eq.13.57 and oxygen

$$P_c = 5040 \text{ kPa}; \quad T_c = 154.6 \text{ K}; \quad R = 0.2598 \text{ kJ/kg K}$$

$$b = 0.08664 \frac{RT_c}{P_c} = 0.08664 \times \frac{0.2598 \times 154.6}{5040} = 0.0006905 \text{ m}^3/\text{kg}$$

$$a = 0.42748 \frac{R^2 T_c^{5/2}}{P_c} = 0.42748 \times \frac{0.2598^2 \times 154.6^{5/2}}{5040} = 1.7013$$

$$P = \frac{RT}{v-b} - \frac{a}{v(v+b)T^{1/2}} \quad \text{trial and error to get } v \text{ due to nonlinearity}$$

$$v = 0.01 \text{ m}^3/\text{kg} \Rightarrow P = 4465.1 - 1279.9 = 3185.2 \text{ kPa} \quad \text{too low}$$

$$v = 0.008 \text{ m}^3/\text{kg} \Rightarrow P = 5686.85 - 1968.1 = 3718.8 \text{ kPa} \quad \text{too low}$$

$$v = 0.0075 \text{ m}^3/\text{kg} \Rightarrow P = 6104.41 - 2227.43 = 3876.98 \text{ kPa}$$

$$v = 0.007 \text{ m}^3/\text{kg} \Rightarrow P = 6588.16 - 2541.70 = 4046.46 \text{ kPa}$$

Now we interpolate between the last two entries and check

$$v = 0.00714 \text{ m}^3/\text{kg} \Rightarrow P = 6445.15 - 2447.3 = 3997.8 \text{ kPa} \quad \text{OK}$$

$$V = mv = \mathbf{0.00714 \text{ m}^3} \quad (69\% \text{ of the ideal gas value})$$

13.68

A flow of oxygen at 230 K, 5 MPa is throttled to 100 kPa in a steady flow process. Find the exit temperature and the specific entropy generation using Redlich-Kwong equation of state and ideal gas heat capacity. Notice that this becomes iterative due to the nonlinearity coupling h , P , v and T .

C.V. Throttle. Steady single flow, no heat transfer and no work.

Energy eq.: $h_1 + 0 = h_2 + 0$ so constant h

Entropy Eq.: $s_1 + s_{\text{gen}} = s_2$ so entropy generation

Find the change in h from Eq.13.26 assuming C_p is constant.

Redlich-Kwong equation of state: $P = \frac{RT}{v-b} - \frac{a}{v(v+b)T^{1/2}}$

$$\left(\frac{\partial P}{\partial T}\right)_v = \frac{R}{v-b} + \frac{a}{2v(v+b)T^{3/2}}$$

From eq.13.31

$$(u_2 - u_1)_T = \int_1^2 \frac{3a}{2v(v+b)T^{1/2}} dv = \frac{-3a}{2bT^{1/2}} \ln\left[\left(\frac{v_2+b}{v_2}\right)\left(\frac{v_1}{v_1+b}\right)\right]$$

We find change in h from change in u , so we do not do the derivative in eq.13.27. This is due to the form of the EOS.

$$(h_2 - h_1)_T = P_2 v_2 - P_1 v_1 - \frac{3a}{2bT^{1/2}} \ln\left[\left(\frac{v_2+b}{v_2}\right)\left(\frac{v_1}{v_1+b}\right)\right]$$

Entropy follows from Eq.13.35

$$\begin{aligned} (s_2 - s_1)_T &= \int_1^2 \left[\frac{R}{v-b} + \frac{a/2}{v(v+b)T^{3/2}} \right] dv \\ &= R \ln\left(\frac{v_2-b}{v_1-b}\right) - \frac{a}{2bT^{3/2}} \ln\left[\left(\frac{v_2+b}{v_2}\right)\left(\frac{v_1}{v_1+b}\right)\right] \end{aligned}$$

$$P_c = 5040 \text{ kPa}; \quad T_c = 154.6 \text{ K}; \quad R = 0.2598 \text{ kJ/kg K}$$

$$b = 0.08664 \frac{RT_c}{P_c} = 0.08664 \times \frac{0.2598 \times 154.6}{5040} = 0.0006905 \text{ m}^3/\text{kg}$$

$$a = 0.42748 \frac{R^2 T_c^{5/2}}{P_c} = 0.42748 \times \frac{0.2598^2 \times 154.6^{5/2}}{5040} = 1.7013$$

We need to find T_2 so the energy equation is satisfied

$$h_2 - h_1 = h_2 - h_x + h_x - h_1 = C_p(T_2 - T_1) + (h_2 - h_1)_T = 0$$

and we will evaluate it similar to Fig. 13.4, where the first term is done from state x to 2 and the second term is done from state 1 to state x (at $T_1 = 230$ K). We do this as we assume state 2 is close to ideal gas, but we do not know T_2 .

We first need to find v_1 from the EOS, so guess v and find P

$$v_1 = 0.011 \text{ m}^3/\text{kg} \Rightarrow P = 5796.0 - 872.35 = 4924 \text{ too low}$$

$$v_1 = 0.01082 \text{ m}^3/\text{kg} \Rightarrow P = 5899.0 - 900.7 = 4998.3 \text{ OK}$$

Now evaluate the change in h along the 230 K from state 1 to state x, that requires a value for v_x . Guess ideal gas at $T_x = 230$ K,

$$v_x = RT_x/P_2 = 0.2598 \times 230/100 = 0.59754 \text{ m}^3/\text{kg}$$

From the EOS: $P_2 = 100.1157 - 0.3138 = 99.802 \text{ kPa}$ (close)

A few more guesses and adjustments gives

$$v_x = 0.59635 \text{ m}^3/\text{kg}; P_2 = 100.3157 - 0.3151 = 100.0006 \text{ kPa OK}$$

$$\begin{aligned} (h_x - h_1)_T &= P_x v_x - P_1 v_1 - \frac{3a}{2bT^{1/2}} \ln \left[\left(\frac{v_x + b}{v_x} \right) \left(\frac{v_1}{v_1 + b} \right) \right] \\ &= 59.635 - 5000 \times 0.01082 - 243.694 \ln \left[\frac{0.59704}{0.59635} \times \frac{0.01082}{0.01151} \right] \\ &= 59.635 - 54.1 + 14.78335 = 20.318 \text{ kJ/kg} \end{aligned}$$

From energy eq.: $T_2 = T_1 - (h_x - h_1)_T / C_p = 230 - 20.318 / 0.922 = \mathbf{208 \text{ K}}$

Now the change in s is done in a similar fashion,

$$\begin{aligned} s_{\text{gen}} &= s_2 - s_1 = (s_x - s_1)_T + s_2 - s_x \\ &= R \ln \left(\frac{v_x - b}{v_1 - b} \right) - \frac{a}{2bT^{3/2}} \ln \left[\left(\frac{v_x + b}{v_x} \right) \left(\frac{v_1}{v_1 + b} \right) \right] + C_p \ln \frac{T_2}{T_x} \\ &= 0.2598 \ln \left(\frac{0.59566}{0.0101295} \right) - 0.35318 \ln (0.94114) + 0.922 \ln \left(\frac{208}{230} \right) \\ &= 1.05848 + 0.021425 - 0.092699 \\ &= \mathbf{0.987 \text{ kJ/kg K}} \end{aligned}$$

Generalized Charts

13.69

A 200-L rigid tank contains propane at 9 MPa, 280°C. The propane is then allowed to cool to 50°C as heat is transferred with the surroundings. Determine the quality at the final state and the mass of liquid in the tank, using the generalized compressibility chart, Fig. D.1.

Propane C_3H_8 : $V = 0.2 \text{ m}^3$, $P_1 = 9 \text{ MPa}$, $T_1 = 280^\circ\text{C} = 553.2 \text{ K}$

cool to $T_2 = 50^\circ\text{C} = 323.2 \text{ K}$

From Table A.2: $T_C = 369.8 \text{ K}$, $P_C = 4.25 \text{ MPa}$

$$P_{r1} = \frac{9}{4.25} = 2.118, \quad T_{r1} = \frac{553.2}{369.8} = 1.496 \quad \text{From Fig. D.1: } Z_1 = 0.825$$

$$v_2 = v_1 = \frac{Z_1 R T_1}{P_1} = \frac{0.825 \times 0.18855 \times 553.2}{9000} = 0.00956 \text{ m}^3/\text{kg}$$

From Fig. D.1 at $T_{r2} = 0.874$,

$$P_{G2} = 0.45 \times 4250 = 1912 \text{ kPa}$$


$$v_{G2} = 0.71 \times 0.18855 \times 323.2 / 1912 = 0.02263 \text{ m}^3/\text{kg}$$

$$v_{F2} = 0.075 \times 0.18855 \times 323.2 / 1912 = 0.00239 \text{ m}^3/\text{kg}$$

$$0.00956 = 0.00239 + x_2(0.02263 - 0.00239) \Rightarrow x_2 = \mathbf{0.354}$$

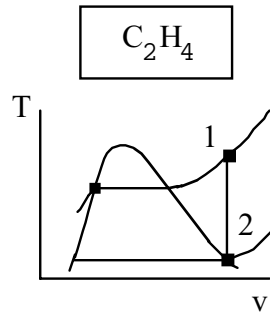
$$m_{\text{LIQ}2} = (1 - 0.354) \times 0.2 / 0.00956 = \mathbf{13.51 \text{ kg}}$$

These tanks contain liquid propane.



13.70

A rigid tank contains 5 kg of ethylene at 3 MPa, 30°C. It is cooled until the ethylene reaches the saturated vapor curve. What is the final temperature?



$$V = \text{const} \quad m = 5 \text{ kg}$$

$$P_1 = 3 \text{ MPa} \quad T_1 = 30^\circ\text{C} = 303.2 \text{ K}$$

cool to $x_2 = 1.0$

$$P_{r1} = \frac{3}{5.04} = 0.595, \quad T_{r1} = \frac{303.2}{282.4} = 1.074$$

Fig. D.1: $Z_1 = 0.82$

$$P_{r2} = P_{r1} \frac{Z_2 T_{r2}}{Z_1 T_{r1}} = 0.595 \frac{Z_{G2} T_{r2}}{0.82 \times 1.074} = 0.6756 Z_{G2} T_{r2}$$

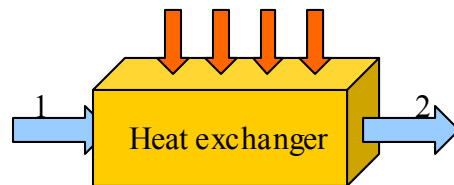
Trial & error:

T_{r2}	Z_{G2}	P_{r2}	$P_{r2 \text{ CALC}}$	
0.866	0.72	0.42	0.421	~ OK $\Rightarrow T_2 = 244.6 \text{ K}$

13.71

Refrigerant-123, dichlorotrifluoroethane, which is currently under development as a potential replacement for environmentally hazardous refrigerants, undergoes an isothermal steady flow process in which the R-123 enters a heat exchanger as saturated liquid at 40°C and exits at 100 kPa. Calculate the heat transfer per kilogram of R-123, using the generalized charts, Fig. D.2

$$\text{R-123: } M = 152.93, \quad T_C = 456.9 \text{ K}, \quad P_C = 3.67 \text{ MPa}$$



$$T_1 = T_2 = 40 \text{ }^\circ\text{C}, \quad x_1 = 0 \\ P_2 = 100 \text{ kPa}$$

$$T_{r1} = T_{r2} = 313.2/456.9 = 0.685, \quad P_{r2} = 0.1/3.67 = 0.027$$

$$\text{From Fig. D.2: } P_{r1} = 0.084, \quad (h^* - h)_1/RT_C = 4.9$$

$$\text{From D.1: saturated } P_1 = 0.084 \times 3670 = 308 \text{ kPa}$$

$P_2 < P_1$ with no work done, so process is irreversibel.

$$\text{Energy Eq.: } q + h_1 = h_2, \quad \text{Entropy Eq.: } s_1 + \int dq/T + s_{\text{gen}} = s_2, \quad s_{\text{gen}} > 0$$

$$\text{From Fig. D.2: } (h^* - h)_2/RT_C = 0.056$$

$$q = h_2 - h_1 = 8.3145 \times 456.9 [-0.056 + 0 + 4.90]/152.93 = \mathbf{120.4 \text{ kJ/kg}}$$

13.72

An ordinary lighter is nearly full of liquid propane with a small amount of vapor, the volume is 5 cm^3 , and temperature is 23°C . The propane is now discharged slowly such that heat transfer keeps the propane and valve flow at 23°C . Find the initial pressure and mass of propane and the total heat transfer to empty the lighter.

$$\text{Propane } \text{C}_3\text{H}_8 \quad T_1 = 23^\circ\text{C} = 296.2 \text{ K} = \text{constant}, \quad x_1 = 0.0$$

$$V_1 = 5 \text{ cm}^3 = 5 \times 10^{-6} \text{ m}^3, \quad T_{r1} = 296.2/369.8 = 0.804$$

From Figs. D.1 and D.2,

$$P_1 = P_{G T1} = 0.25 \times 4.25 = 1.063 \text{ MPa}, \quad Z_1 = 0.04$$

$$(h_1^* - h_1) = 0.188 \, 55 \times 369.8 \times 4.51 = 314.5$$

$$m_1 = \frac{P_1 V_1}{Z_1 R T_1} = \frac{1063 \times 5 \times 10^{-6}}{0.04 \times 0.188 \, 55 \times 296.2} = 0.00238 \text{ kg}$$

State 2: Assume vapor at 100 kPa, 23°C

Therefore, m_2 much smaller than m_1 ($\sim 9.0 \times 10^{-6} \text{ kg}$)

$$\begin{aligned} Q_{CV} &= m_2 u_2 - m_1 u_1 + m_e h_e \\ &= m_2 h_2 - m_1 h_1 - (P_2 - P_1)V + (m_1 - m_2)h_e \\ &= m_2(h_2 - h_e) + m_1(h_e - h_1) - (P_2 - P_1)V \end{aligned}$$

$$(h_e - h_1) = 0 + 0 + 314.5$$

$$Q_{CV} = \approx 0 + 0.00238(314.5) - (100 - 1063) \times 5 \times 10^{-6} = \mathbf{0.753 \text{ kJ}}$$

Actual lighters uses butane and some propane.



13.73

A piston/cylinder contains 5 kg of butane gas at 500 K, 5 MPa. The butane expands in a reversible polytropic process to 3 MPa, 460 K. Determine the polytropic exponent n and the work done during the process.

$$\text{C}_4\text{H}_{10} \quad m = 5 \text{ kg} \quad T_1 = 500 \text{ K} \quad P_1 = 5 \text{ MPa}$$

$$\text{Rev. polytropic process:} \quad P_1 V_1^n = P_2 V_2^n$$

$$T_{r1} = \frac{500}{425.2} = 1.176, \quad P_{r1} = \frac{5}{3.8} = 1.316 \quad \text{From Fig. D.1:} \quad Z_1 = 0.68$$

$$T_{r2} = \frac{460}{425.2} = 1.082, \quad P_{r2} = \frac{3}{3.8} = 0.789 \quad \text{From Fig. D.1:} \quad Z_2 = 0.74$$

$$V_1 = \frac{mZRT}{P} = \frac{5 \times 0.68 \times 0.1430 \times 500}{5000} = 0.0486 \text{ m}^3$$

$$V_2 = \frac{mZRT}{P} = \frac{5 \times 0.74 \times 0.1430 \times 460}{3000} = 0.0811 \text{ m}^3$$

Solve for the polytropic exponent, n , as

$$n = \ln(P_1/P_2) / \ln(V_2/V_1) = \ln\left(\frac{5}{3}\right) / \ln\left(\frac{0.0811}{0.0486}\right) = \mathbf{0.9976}$$

$${}_1W_2 = \int_1^2 P dV = \frac{P_2 V_2 - P_1 V_1}{1-n} = \frac{3000 \times 0.0811 - 5000 \times 0.0486}{1 - 0.9976} = \mathbf{125 \text{ kJ}}$$

13.74

Calculate the heat transfer during the process described in Problem 13.73.

From solution **13.73**,

$$V_1 = 0.0486 \text{ m}^3, \quad V_2 = 0.0811 \text{ m}^3, \quad {}_1W_2 = 125 \text{ kJ}$$

$$T_{r1} = \frac{500}{425.2} = 1.176, \quad P_{r1} = \frac{5}{3.8} = 1.316 \quad \text{From Fig. D.1: } Z_1 = 0.68$$

$$T_{r2} = 1.082, \quad P_{r2} = 0.789, \quad T_2 = 460 \text{ K}$$

$$\text{From Fig. D.2: } (h^* - h)_1 = 1.30 RT_C, \quad (h^* - h)_2 = 0.90 RT_C$$

$$h_2^* - h_1^* = 1.716(460 - 500) = -83.1 \text{ kJ/kg}$$

$$h_2 - h_1 = -83.1 + \frac{8.3145 \times 425.2}{58.124} (-0.90 + 1.30) = -58.8 \text{ kJ/kg}$$

$$\begin{aligned} U_2 - U_1 &= m(h_2 - h_1) - P_2 V_2 + P_1 V_1 \\ &= 5(-58.8) - 3000 \times 0.0811 + 5000 \times 0.0486 = -288.3 \text{ kJ} \end{aligned}$$

$${}_1Q_2 = U_2 - U_1 + {}_1W_2 = \mathbf{-174.3 \text{ kJ}}$$

13.75

A cylinder contains ethylene, C_2H_4 , at 1.536 MPa, $-13^\circ C$. It is now compressed in a reversible isobaric (constant P) process to saturated liquid. Find the specific work and heat transfer.

$$\text{Ethylene } C_2H_4; \quad P_1 = 1.536 \text{ MPa} = P_2, \quad T_1 = -13^\circ C = 260.2 \text{ K}$$

State 2: saturated liquid, $x_2 = 0.0$

$$T_{r1} = \frac{260.2}{282.4} = 0.921 \quad P_{r1} = P_{r2} = \frac{1.536}{5.04} = 0.305$$

From Figs. D.1, D.2: $Z_1 = 0.85$, $(h_1^* - h_1)/RT_c = 0.40$

$$v_1 = \frac{Z_1 RT_1}{P_1} = \frac{0.85 \times 0.29637 \times 260.2}{1536} = 0.042675$$

$$(h_1^* - h_1) = 0.29637 \times 282.4 \times 0.40 = 33.5$$

From Figs. D.1, D.2: $T_2 = 0.824 \times 282.4 = 232.7 \text{ K}$

$$Z_2 = 0.05, \quad (h_2^* - h_2)/RT_c = 4.42$$

$$v_2 = \frac{Z_2 RT_2}{P_2} = \frac{0.05 \times 0.29637 \times 232.7}{1536} = 0.002245$$

$$(h_2^* - h_2) = 0.29637 \times 282.4 \times 4.42 = 369.9$$

$$(h_2^* - h_1^*) = C_{p0}(T_2 - T_1) = 1.5482(232.7 - 260.2) = -42.6$$

$$w_{12} = \int P dv = P(v_2 - v_1) = 1536(0.002245 - 0.042675) = \mathbf{-62.1 \text{ kJ/kg}}$$

$$q_{12} = (u_2 - u_1) + w_{12} = (h_2 - h_1) = -369.9 - 42.6 + 33.5 = \mathbf{-379 \text{ kJ/kg}}$$

13.76

Carbon dioxide collected from a fermentation process at 5°C, 100 kPa should be brought to 243 K, 4 MPa in a steady flow process. Find the minimum amount of work required and the heat transfer. What devices are needed to accomplish this change of state?

$$T_{ri} = \frac{278.2}{304.1} = 0.915, \quad P_{ri} = \frac{100}{7380} = 0.0136$$

$$\text{From D.2 and D.3 : } (h^* - h)_{ri} / RT_C = 0.02, \quad (s^* - s)_{ri} / R = 0.01$$

$$T_{re} = \frac{243}{304.1} = 0.80, \quad P_{re} = \frac{4}{7.38} = 0.542$$

$$\text{From D.2 and D.3: } (h^* - h)_{re} / RT_C = 4.5, \quad (s^* - s)_{re} / R = 4.74$$

$$\begin{aligned} (h_i - h_e) &= - (h_i^* - h_i) + (h_i^* - h_e^*) + (h_e^* - h_e) \\ &= - 0.188 \, 92 \times 304.1 \times 0.01 + 0.8418(278.2 - 243) \\ &\quad + 0.188 \, 92 \times 304.1 \times 4.5 = 287.6 \text{ kJ/kg} \end{aligned}$$

$$\begin{aligned} (s_i - s_e) &= - (s_i^* - s_i) + (s_i^* - s_e^*) + (s_e^* - s_e) \\ &= - 0.188 \, 92 \times 0.01 + 0.8418 \ln(278.2/243) \\ &\quad - 0.188 \, 92 \ln(0.1/4) + 0.188 \, 92 \times 4.74 = 1.7044 \text{ kJ/kg K} \end{aligned}$$

$$w^{\text{rev}} = (h_i - h_e) - T_0(s_i - s_e) = 287.6 - 278.2(1.7044) = \mathbf{-186.6 \text{ kJ/kg}}$$

$$q^{\text{rev}} = (h_e - h_i) + w^{\text{rev}} = -287.6 - 186.6 = \mathbf{-474.2 \text{ kJ/kg}}$$

We need a compressor to bring the pressure up and a cooler to bring the temperature down. Cooling it before compression and intercooling between stages in the compressor lowers the compressor work. In an actual set-up we require more work than the above reversible limit.

13.77

Consider the following equation of state, expressed in terms of reduced pressure and temperature:

$$Z = 1 + \frac{P_r}{14 T_r} \left(1 - \frac{6}{T_r^2} \right)$$

What does this equation predict for enthalpy departure from the ideal gas value at the state $P_r = 0.4$, $T_r = 0.9$?

$$Z = \frac{Pv}{RT} = 1 + \frac{P_r}{14 T_r} \left(1 - \frac{6}{T_r^2} \right)$$

$$v = \frac{RT}{P} + \frac{RT_c}{14P_c} \left(1 - \frac{6T_c^2}{T^2} \right); \quad \left(\frac{\partial v}{\partial T} \right)_P = \frac{R}{P} + \frac{12RT_c^3}{14P_c T^3}$$

$$v - T \left(\frac{\partial v}{\partial T} \right)_P = \frac{RT_c}{14P_c} - \frac{18RT_c^3}{14P_c T^2}$$

Now Eq.13.27 is integrated with limits similar to Eq.13.62

$$h - h^* = \int_0^P \left[v - T \left(\frac{\partial v}{\partial T} \right)_P \right] dP = \frac{RT_c}{14} \left(1 - \frac{18}{T_r^2} \right) P_r = \mathbf{0.606 RT_c}$$

13.78

Consider the following equation of state, expressed in terms of reduced pressure and temperature:

$$Z = 1 + \frac{P_r}{14 T_r} \left(1 - \frac{6}{T_r^2} \right)$$

What does this equation predict for entropy departure from the ideal gas value at the state $P_r = 0.4$, $T_r = 0.9$?

The entropy departure is the change in s for a real gas minus the change in s for an ideal gas, so from Eq.13.32 and eq.8.23 we get

$$d(s - s^*) = C_p \frac{dT}{T} - \left(\frac{\partial v}{\partial T} \right)_p dP - \left[C_p \frac{dT}{T} - \frac{R}{P} dP \right] = \left[\frac{R}{P} - \left(\frac{\partial v}{\partial T} \right)_p \right] dP$$

Solve now for v from the compressibility factor ($Z = Pv/RT$) to get

$$Z = \frac{Pv}{RT} = 1 + \frac{P_r}{14 T_r} \left(1 - \frac{6}{T_r^2} \right)$$

$$v = \frac{RT}{P} + \frac{RT_c}{14P_c} \left(1 - \frac{6T_c^2}{T^2} \right); \quad \left(\frac{\partial v}{\partial T} \right)_p = \frac{R}{P} + \frac{12RT_c^3}{14P_c T^3}$$

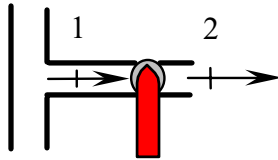
$$s - s^* = \int_0^P \left[\frac{R}{P} - \left(\frac{\partial v}{\partial T} \right)_p \right] dP = \int_0^P \left[-\frac{12RT_c^3}{14P_c T^3} \right] dP = -\frac{6}{7} R \frac{P_r}{T_r^3}$$

Evaluate at $P_r = 0.4$, $T_r = 0.9$ to get

$$s - s^* = -0.4703 R$$

13.79

A flow of oxygen at 230 K, 5 MPa is throttled to 100 kPa in a steady flow process. Find the exit temperature and the entropy generation.



Process: Throttling

Small surface area: $\dot{Q} = 0$;

No shaft: $\dot{W} = 0$

Irreversible: $\dot{S}_{\text{gen}} > 0$

We will solve the problem using generalized charts.

$$T_{ri} = \frac{230}{154.6} = 1.488, \quad P_{ri} = \frac{5}{5.04} = 0.992, \quad P_{re} = \frac{0.1}{5.04} = 0.02$$

$$\text{From D.2: } (h_i^* - h_i) = 0.2598 \times 154.6 \times 0.50 = 20.1$$

$$\text{Energy Eq.: } (h_e - h_i) = 0 = - (h_e^* - h_e) + (h_e^* - h_i^*) + (h_i^* - h_i)$$

$$\text{Assume } T_e = 208 \text{ K}, T_{re} = 1.345: (h_e^* - h_i^*) = 0.922(208 - 230) = -20.3$$

$$\text{From D.2: } (h_e^* - h_e) = 0.2598 \times 154.6 \times 0.01 = 0.4$$

$$\text{Check first law } (h_e - h_i) = -0.4 - 20.3 + 20.1 \approx 0 \text{ OK } \Rightarrow T_e = \mathbf{208 \text{ K}}$$

From D.3,

$$(s_i^* - s_i) = 0.2598 \times 0.25 = 0.0649 \quad \text{and} \quad (s_e^* - s_e) = 0.2598 \times 0.01 = 0.0026$$

$$(s_e^* - s_i^*) = 0.9216 \ln \frac{208}{230} - 0.2598 \ln \frac{0.1}{5} = 0.9238 \text{ kJ/kg K}$$

$$s_{\text{gen}} = (s_e - s_i) = -0.0026 + 0.9238 + 0.0649 = \mathbf{0.9861 \text{ kJ/kg K}}$$

13.80

A cylinder contains ethylene, C_2H_4 , at 1.536 MPa, $-13^\circ C$. It is now compressed isothermally in a reversible process to 5.12 MPa. Find the specific work and heat transfer.

$$\text{Ethylene } C_2H_4 \quad P_1 = 1.536 \text{ MPa}, \quad T_2 = T_1 = -13^\circ C = 260.2 \text{ K}$$

$$T_{r2} = T_{r1} = 260.2 / 282.4 = 0.921, \quad P_{r1} = 1.536 / 5.04 = 0.305$$

$$\text{From D.1, D.2 and D.3: } Z_1 = 0.85$$

$$(h_1^* - h_1) = 0.2964 \times 282.4 \times 0.40 = 33.5 \quad \text{and} \quad (s_1^* - s_1) = 0.2964 \times 0.30 = 0.0889$$

$$\text{From D.1, D.2 and D.3: } Z_2 = 0.17, \quad P_{r2} = 5.12 / 5.04 = 1.016 \text{ (comp. liquid)}$$

$$(h_2^* - h_2) = 0.2964 \times 282.4 \times 4.0 = 334.8 \quad \text{and} \quad (s_2^* - s_2) = 0.2964 \times 3.6 = 1.067$$

$$\text{Ideal gas: } (h_2^* - h_1^*) = 0 \quad \text{and} \quad (s_2^* - s_1^*) = 0 - 0.2964 \ln \frac{5.12}{1.536} = -0.3568$$

$${}_1q_2 = T(s_2 - s_1) = 260.2(-1.067 - 0.3568 + 0.0889) = \mathbf{-347.3 \text{ kJ/kg}}$$

$$(h_2 - h_1) = -334.8 + 0 + 33.5 = -301.3 \text{ kJ/kg}$$

$$(u_2 - u_1) = (h_2 - h_1) - RT(Z_2 - Z_1) = -301.3 - 0.2964 \times 260.2(0.17 - 0.85) = -248.9$$

$${}_1w_2 = {}_1q_2 - (u_2 - u_1) = -347.3 + 248.9 = \mathbf{-98.4 \text{ kJ/kg}}$$

13.81

Saturated vapor R-22 at 30°C is throttled to 200 kPa in a steady flow process. Calculate the exit temperature assuming no changes in the kinetic energy, using the generalized charts, Fig. D.2 and the R-22 tables, Table B.4.

$$\text{R-22 throttling process 1st law: } h_2 - h_1 = (h_2 - h_2^*) + (h_2^* - h_1^*) + (h_1^* - h_1) = 0$$

a) Generalized Chart, Fig. D.2, $R = 8.31451/86.469 = 0.096156$

$$T_{r1} = \frac{303.2}{369.3} = 0.821 \Rightarrow (h_1^* - h_1) = 0.096156 \times 369.3 (0.53) = 18.82$$

For C_{p0} , use h values from Table B.4 at low pressure.

$$C_{p0} \approx (278.115 - 271.594) / (30 - 20) = 0.6521 \text{ kJ/kg K}$$

$$\text{Substituting: } (h_2 - h_2^*) + 0.6521(T_2 - 30) + 18.82 = 0$$

$$\text{at } P_{r2} = 200/4970 = 0.040$$

$$\text{Assume } T_2 = 5.0 \text{ }^\circ\text{C} \Rightarrow T_{r2} = 278.2/369.3 = 0.753$$

$$(h_2^* - h_2) = RT \times 0.07 = 0.096156 \times 369.3 (0.07) = 2.49$$

$$\text{Substituting: } -2.49 + 0.6521(5.0 - 30) + 18.82 = -0.03 \approx 0$$

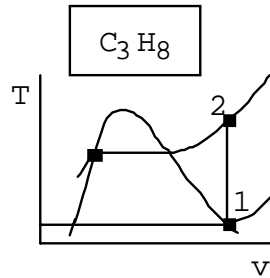
$$\Rightarrow T_2 = \mathbf{5.0 \text{ }^\circ\text{C}}$$

b) R-22 tables, B.4: at $T_1 = 30 \text{ }^\circ\text{C}$, $x_1 = 1.0 \Rightarrow h_1 = 259.12 \text{ kJ/kg}$

$$h_2 = h_1 = 259.12, P_2 = 0.2 \text{ MPa} \Rightarrow T_2 = \mathbf{4.7 \text{ }^\circ\text{C}}$$

13.82

250-L tank contains propane at 30°C, 90% quality. The tank is heated to 300°C. Calculate the heat transfer during the process.



$$V = 250 \text{ L} = 0.25 \text{ m}^3$$

$$T_1 = 30 \text{ }^\circ\text{C} = 303.2 \text{ K}, x_1 = 0.90$$

$$\text{Heat to } T_2 = 300 \text{ }^\circ\text{C} = 573.2 \text{ K}$$

$$M = 44.094, T_C = 369.8 \text{ K}, P_C = 4.25 \text{ MPa}$$

$$R = 0.188 \text{ 55}, C_{P0} = 1.6794$$

$$T_{r1} = 0.82 \rightarrow \text{Fig. D.1:}$$

$$Z_1 = (1 - x_1) Z_{f1} + x_1 Z_{g1} = 0.1 \times 0.05 + 0.9 \times 0.785 = 0.711$$

$$\text{Fig D.2: } \frac{h_1^* - h_1}{RT_c} = 0.1 \times 4.43 + 0.9 \times 0.52 = 0.911$$

$$P_r^{\text{SAT}} = 0.30 \quad P_1^{\text{SAT}} = 1.275 \text{ MPa}$$

$$m = \frac{1275 \times 0.25}{0.711 \times 0.188 \text{ 55} \times 303.2} = 7.842 \text{ kg}$$

$$P_{r2} = \frac{7.842 \times Z_2 \times 0.188 \text{ 55} \times 573.2}{0.25 \times 4250} = \frac{Z_2}{1.254}$$

$$\text{at } T_{r2} = 1.55 \quad \text{Trial and error on } P_{r2}$$

$$P_{r2} = 0.743 \Rightarrow P_2 = 3.158 \text{ MPa}, Z_2 = 0.94, (h^* - h)_2 = 0.35 RT_C$$

$$(h_2^* - h_1^*) = 1.6794(300 - 30) = 453.4 \text{ kJ/kg}$$

$$(h_1^* - h_1) = 0.911 \times 0.188 \text{ 55} \times 369.8 = 63.5 \text{ kJ/kg}$$

$$(h_2^* - h_2) = 0.35 \times 0.188 \text{ 55} \times 369.8 = 24.4 \text{ kJ/kg}$$

$$Q_{12} = m(h_2 - h_1) - (P_2 - P_1)V = 7.842(-24.4 + 453.4 + 63.5) - (3158 - 1275) \times 0.25 \\ = +3862 - 471 = \mathbf{3391 \text{ kJ}}$$

13.83

The new refrigerant fluid R-123 (see Table A.2) is used in a refrigeration system that operates in the ideal refrigeration cycle, except the compressor is neither reversible nor adiabatic. Saturated vapor at -26.5°C enters the compressor and superheated vapor exits at 65°C . Heat is rejected from the compressor as 1 kW , and the R-123 flow rate is 0.1 kg/s . Saturated liquid exits the condenser at 37.5°C . Specific heat for R-123 is $C_p = 0.6\text{ kJ/kg}$. Find the coefficient of performance.

R-123: $T_c = 456.9\text{ K}$, $P_c = 3.67\text{ MPa}$, $M = 152.93\text{ kg/kmol}$, $R = 0.05438\text{ kJ/kg K}$

State 1: $T_1 = -26.5^{\circ}\text{C} = 246.7\text{ K}$, sat vap., $x_1 = 1.0$

$$T_{r1} = 0.54, \text{ Fig D.1, } P_{r1} = 0.01, P_1 = P_{r1}P_c = 37\text{ kPa}$$

$$\text{Fig. D.2, } h_1^* - h_1 = 0.03 RT_c = 0.8\text{ kJ/kg}$$

State 2: $T_2 = 65^{\circ}\text{C} = 338.2\text{ K}$

State 3: $T_3 = 37.5^{\circ}\text{C} = 310.7\text{ K}$, sat. liq., $x_3 = 0$

$$T_{r3} = 0.68, \text{ Fig. D.1: } P_{r3} = 0.08, P_3 = P_{r3}P_c = 294\text{ kPa}$$

$$P_2 = P_3 = 294\text{ kPa, } P_{r2} = 0.080, T_{r2} = 0.74,$$

$$\text{Fig. D.2: } h_2^* - h_2 = 0.25 RT_c = 6.2\text{ kJ/kg}$$

$$h_3^* - h_3 = 4.92 RT_c = 122.2\text{ kJ/kg}$$

State 4: $T_4 = T_1 = 246.7\text{ K}$, $h_4 = h_3$

1st Law Evaporator: $q_L + h_4 = h_1 + w$; $w = 0$, $h_4 = h_3$

$$q_L = h_1 - h_3 = (h_1 - h_1^*) + (h_1^* - h_3^*) + (h_3^* - h_3)$$

$$h_1^* - h_3^* = C_p(T_1 - T_3) = -38.4\text{ kJ/kg, } q_L = -0.8 - 38.4 + 122.2 = 83.0\text{ kJ/kg}$$

1st Law Compressor: $q + h_1 = h_2 + w_c$; $\dot{Q} = -1.0\text{ kW}$, $\dot{m} = 0.1\text{ kg/s}$

$$w_c = h_1 - h_2 + q; h_1 - h_2 = (h_1 - h_1^*) + (h_1^* - h_2^*) + (h_2^* - h_2)$$

$$h_1^* - h_2^* = C_p(T_1 - T_2) = -54.9\text{ kJ/kg,}$$

$$w_c = -0.8 - 54.9 + 6.2 - 10.0 = -59.5\text{ kJ/kg}$$

$$\beta = q_L/w_c = 83.0/59.5 = \mathbf{1.395}$$

13.84

An uninsulated piston/cylinder contains propene, C_3H_6 , at ambient temperature, $19^\circ C$, with a quality of 50% and a volume of 10 L. The propene now expands very slowly until the pressure in the cylinder drops to 460 kPa. Calculate the mass of propene, the work, and heat transfer for this process.

$$\text{Propene } C_3H_6: \quad T_1 = 19^\circ C = 292.2 \text{ K}, \quad x_1 = 0.50, \quad V_1 = 10 \text{ L}$$

$$\text{From Fig. D.1:} \quad T_{r1} = 292.2/364.9 = 0.80,$$

$$P_{r1} = P_{r \text{ sat}} = 0.25, \quad P_1 = 0.25 \times 4.6 = 1.15 \text{ MPa}$$

$$\text{From D.1:} \quad Z_1 = 0.5 \times 0.04 + 0.5 \times 0.805 = 0.4225$$

$$m = \frac{P_1 V_1}{Z_1 R T_1} = \frac{1150 \times 0.010}{0.4225 \times 0.19758 \times 292.2} = \mathbf{0.471 \text{ kg}}$$

Assume reversible and isothermal process (slow, no friction, not insulated)

$${}_1Q_2 = m(u_2 - u_1) + {}_1W_2$$

$${}_1W_2 = \int_1^2 PdV \quad (\text{cannot integrate}); \quad {}_1Q_2 = \int_1^2 TdS = Tm(s_2 - s_1)$$

From Figs. D.2 and D.3:

$$h_1^* - h_1 = 0.19758 \times 364.9(0.5 \times 4.51 + 0.5 \times 0.46) = 179.2 \text{ kJ/kg}$$

$$(s_1^* - s_1) = 0.19758 (0.5 \times 5.46 + 0.5 \times 0.39) = 0.5779 \text{ kJ/kg K}$$

The ideal gas change in h and s are

$$(h_2^* - h_1^*) = 0 \quad \text{and} \quad (s_2^* - s_1^*) = 0 - 0.19758 \ln \frac{460}{1161} = +0.1829 \text{ kJ/kg K}$$

$$\text{At } T_{r2} = 0.80, \quad P_{r2} = 0.10, \quad \text{from D.1, D.2 and D.3, } Z_2 = 0.93$$

$$(h_2^* - h_2) = 0.19758 \times 364.9 \times 0.16 = 11.5 \text{ kJ/kg}$$

$$(s_2^* - s_2) = 0.19758 \times 0.13 = 0.0257 \text{ kJ/kg K}$$

Now we can do the change in s and h from state 1 to state 2

$$\begin{aligned} (s_2 - s_1) &= -(s_2^* - s_2) + (s_2^* - s_1^*) + (s_1^* - s_1) \\ &= -0.0257 + 0.1829 + 0.5779 = 0.7351 \text{ kJ/kg K} \end{aligned}$$

$$\begin{aligned} (h_2 - h_1) &= -(h_2^* - h_2) + (h_2^* - h_1^*) + h_1^* - h_1 \\ &= -11.5 + 0 + 179.2 = 167.7 \text{ kJ/kg} \end{aligned}$$

The heat transfer is found from the second law

$${}_1q_2 = 292.2 \times 0.7351 = 214.8 \text{ kJ/kg} \quad \Rightarrow \quad {}_1Q_2 = m {}_1q_2 = \mathbf{101.2 \text{ kJ}}$$

We need the internal energy in the energy equation

$$\begin{aligned} u_2 - u_1 &= (h_2 - h_1) + RT(Z_1 - Z_2) = 167.7 + 0.19758 \times 292.2 (0.4225 - 0.93) \\ &= 138.4 \text{ kJ/kg} \end{aligned}$$

$${}_1w_2 = {}_1q_2 - (u_2 - u_1) = 214.8 - 138.4 = 76.4 \text{ kJ/kg}$$

$${}_1W_2 = m {}_1w_2 = \mathbf{36.0 \text{ kJ}}$$

13.85

A geothermal power plant on the Raft River uses isobutane as the working fluid. The fluid enters the reversible adiabatic turbine, as shown in Fig. P13.42, at 160°C, 5.475 MPa, and the condenser exit condition is saturated liquid at 33°C. Isobutane has the properties $T_c = 408.14$ K, $P_c = 3.65$ MPa, $C_{p0} = 1.664$ kJ/kg K and ratio of specific heats $k = 1.094$ with a molecular weight as 58.124. Find the specific turbine work and the specific pump work.

Turbine inlet: $T_1 = 160^\circ\text{C}$, $P_1 = 5.475$ MPa

Condenser exit: $T_3 = 33^\circ\text{C}$, $x_3 = 0.0$, $T_{r3} = 306.2 / 408.1 = 0.75$

From Fig. D.1:

$$P_{r3} = 0.16, Z_3 = 0.03 \quad \Rightarrow \quad P_2 = P_3 = 0.16 \times 3.65 = 0.584 \text{ MPa}$$

$$T_{r1} = 433.2 / 408.1 = 1.061, \quad P_{r1} = 5.475 / 3.65 = 1.50$$

From Fig. D.2 & D.3:

$$(h_1^* - h_1) = 0.14305 \times 408.1 \times 2.84 = 165.8$$

$$(s_1^* - s_1) = 0.14305 \times 2.15 = 0.3076$$

$$(s_2^* - s_1^*) = 1.664 \ln \frac{306.2}{433.2} - 0.14305 \ln \frac{0.584}{5.475} = -0.2572$$

$$(s_2^* - s_2) = (s_2^* - s_{F2}^*) - x_2 s_{FG2}$$

$$= 0.14305 \times 6.12 - x_2 \times 0.14305(6.12 - 0.29) = 0.8755 - x_2 \times 0.8340$$

$$(s_2 - s_1) = 0 = -0.8755 + x_2 \times 0.8340 - 0.2572 + 0.3076 \quad \Rightarrow \quad x_2 = 0.99$$

$$(h_2^* - h_1^*) = C_{p0}(T_2 - T_1) = 1.664(306.2 - 433.2) = -211.3$$

From Fig. D.2.:

$$(h_2 - h_2) = (h_2^* - h_{F2}^*) - x_2 h_{FG2} = 0.14305 \times 408.1 [4.69 - 0.99(4.69 - 0.32)]$$

$$= 273.8 - 0.99 \times 255.1 = 21.3$$

Turbine: $w_T = (h_1 - h_2) = -165.8 + 211.3 + 21.3 = \mathbf{66.8 \text{ kJ/kg}}$

Pump: $v_{F3} = \frac{Z_{F3} R T_3}{P_3} = \frac{0.03 \times 0.14305 \times 306.2}{584} = 0.00225$

$$w_P = - \int v \, dP \approx v_{F3}(P_4 - P_3) = -0.00225(5475 - 584) = \mathbf{-11.0 \text{ kJ/kg}}$$

13.86

A line with a steady supply of octane, C_8H_{18} , is at 400°C , 3 MPa. What is your best estimate for the availability in a steady flow setup where changes in potential and kinetic energies may be neglected?

Availability of Octane at $T_i = 400^\circ\text{C}$, $P_i = 3\text{ MPa}$

$$P_{ri} = \frac{3}{2.49} = 1.205, \quad T_{ri} = \frac{673.2}{568.8} = 1.184$$

From D.2 and D.3,

$$(h_i^* - h_i) = 0.07279 \times 568.8 \times 1.13 = 46.8; \quad (s_i^* - s_i) = 0.07279 \times 0.69 = 0.05$$

Exit state in equilibrium with the surroundings, assume $T_0 = 298.2\text{ K}$, $P_0 = 100\text{ kPa}$

$$T_{r0} = \frac{298.2}{568.8} = 0.524, \quad P_{r0} = \frac{0.1}{2.49} = 0.040$$

From D.2 and D.3,

$$(h_0^* - h_0) = RT_C \times 5.4 = 223.6 \quad \text{and} \quad (s_0^* - s_0) = R \times 10.37 = 0.755$$

$$(h_i^* - h_0^*) = 1.7113(673.2 - 298.2) = 641.7$$

$$(s_i^* - s_0^*) = 1.7113 \ln \frac{673.2}{298.2} - 0.07279 \ln \frac{3}{0.1} = 1.1459$$

$$(h_i - h_0) = -46.8 + 641.7 + 223.6 = 818.5$$

$$(s_i - s_0) = -0.05 + 1.1459 + 0.755 = 1.8509$$

$$\phi_i = w^{\text{rev}} = (h_i - h_0) - T_0(s_i - s_0) = 818.5 - 298.2(1.8509) = \mathbf{266.6\text{ kJ/kg}}$$

13.87

An insulated cylinder fitted with a frictionless piston contains saturated-vapor carbon dioxide at 0°C, at which point the cylinder volume is 20 L. The external force on the piston is now slowly decreased, allowing the carbon dioxide to expand until the temperature reaches -30°C. Calculate the work done by the CO₂ during this process.

$$\text{CO}_2: T_c = 304.1 \text{ K}, P_c = 7.38 \text{ MPa}, C_p = 0.842 \text{ kJ/kg-K}, R = 0.1889 \text{ kJ/kg-K}$$

$$\text{State 1: } T_1 = 0^\circ\text{C, sat. vap., } x_1 = 1.0, V_1 = 20 \text{ L}$$

$$T_{r1} = 0.9, P_1 = P_{r1}P_c = 0.53 \times 7380 = 3911 \text{ kPa}, Z_1 = Z_g = 0.67$$

$$(h_1^* - h_1)_g = 0.9 RT_c, (s_1^* - s_1)_g/R = 0.72, m = \frac{P_1 V_1}{Z_1 R T_1} = 2.262 \text{ kg}$$

$$\text{State 2: } T_2 = -30^\circ\text{C}$$

$$T_{r2} = 0.8, P_2 = P_{r2}P_c = 0.25 \times 7380 = 1845 \text{ kPa}$$

$$2^{\text{nd}} \text{ Law: } \Delta S_{\text{net}} = m(s_2 - s_1) - {}_1Q_2/T; \quad {}_1Q_2 = 0, \quad \Delta S_{\text{net}} = 0$$

$$s_2 - s_1 = (s_2 - s_2^*) + (s_2^* - s_1^*) + (s_1^* - s_1) = 0$$

$$s_2^* - s_1^* = C_p \ln \frac{T_2}{T_1} - R \ln \frac{P_2}{P_1} = 0.044 \text{ kJ/kg-K}, \quad s_1^* - s_1 = 0.136 \text{ kJ/kg-K}$$

$$s_2^* - s_2 = 0.180 \text{ kJ/kg-K}, \quad (s_2^* - s_2)_f = 5.46 R, \quad (s_2^* - s_2)_g = 0.39 R$$

$$(s_2^* - s_2) = (1-x_2)(s_2^* - s_2)_f + x_2 (s_2^* - s_2)_g \rightarrow x_2 = 0.889$$

$$1^{\text{st}} \text{ Law: } {}_1Q_2 = m(u_2 - u_1) + {}_1W_2; \quad {}_1Q_2 = 0, \quad u = h - Pv$$

$$Z_2 = (1 - x_2)Z_f + x_2 Z_g = 0.111 \times 0.04 + 0.889 \times 0.81 = 0.725;$$

$$(h_2 - h_1) = (h_2 - h_2^*) + (h_2^* - h_1^*) + (h_1^* - h_1)$$

$$h_2^* - h_1^* = C_p(T_2 - T_1) = -25.3 \text{ kJ/kg}, \quad (h_1^* - h_1) = 51.7 \text{ kJ/kg}$$

$$(h_2^* - h_2)_f = 4.51 RT_c, \quad (h_2^* - h_2)_g = 0.46 RT_c$$

$$(h_2^* - h_2) = (1 - x_2)(h_2^* - h_2)_f + x_2 (h_2^* - h_2)_g = 52.2 \text{ kJ/kg}$$

$$h_2 - h_1 = -52.2 - 25.3 + 51.7 = -25.8 \text{ kJ/kg}$$

$$u_2 - u_1 = (h_2 - h_1) - Z_2 R T_2 + Z_1 R T_1 = -25.8 - 0.725 \times 0.18892 \times 243.2 \\ + 0.67 \times 0.18892 \times 273.2 = -24.5 \text{ kJ/kg}$$

$${}_1W_2 = 55.4 \text{ kJ}$$

13.88

An evacuated 100-L rigid tank is connected to a line flowing R-142b gas, chlorodifluoroethane, at 2 MPa, 100°C. The valve is opened, allowing the gas to flow into the tank for a period of time, and then it is closed. Eventually, the tank cools to ambient temperature, 20°C, at which point it contains 50% liquid, 50% vapor, by volume. Calculate the quality at the final state and the heat transfer for the process. The ideal-gas specific heat of R-142b is $C_p = 0.787$ kJ/kg K.

Rigid tank $V = 100$ L, $m_1 = 0$ Line: R-142b CH_3CClF_2

$M = 100.495$, $T_C = 410.3$ K, $P_C = 4.25$ MPa, $C_{p0} = 0.787$ kJ/kg K

$R = \bar{R}/M = 8.31451 / 100.495 = 0.08273$ kJ/kg K

Line $P_i = 2$ MPa, $T_i = 100$ °C, Flow in to $T_2 = T_0 = 20$ °C

$V_{\text{LIQ}2} = V_{\text{VAP}2} = 50$ L

Continuity: $m_1 = m_2$; Energy: $Q_{\text{CV}} + m_1 h_1 = m_2 u_2 = m_2 h_2 - P_2 V$

From D.2 at i: $P_{ii} = 2 / 4.25 = 0.471$, $T_{ii} = 373.15 / 410.3 = 0.91$

$$(h_1^* - h_1) = 0.08273 \times 410.3 \times 0.72 = 24.4$$

$$(h_2^* - h_1^*) = C_{p0}(T_2 - T_i) = 0.787(20 - 100) = -63.0$$

From D.2: $T_{r2} = \frac{293.2}{410.3} = 0.715 \Rightarrow P_2 = 0.115 \times 4250 = 489$ kPa

sat. liq.: $Z_F = 0.02$, $(h^* - h_F) = RT_C \times 4.85 = 164.6$

sat. vap.: $Z_G = 0.88$, $(h^* - h_G) = RT_C \times 0.25 = 8.5$

$$m_{\text{LIQ}2} = \frac{P_2 V_{\text{LIQ}2}}{Z_F R T_2} = \frac{489 \times 0.050}{0.02 \times 0.08273 \times 293.2} = 50.4 \text{ kg}$$

$$m_{\text{VAP}2} = \frac{P_2 V_{\text{VAP}2}}{Z_G R T_2} = 1.15 \text{ kg}, \quad m_2 = 51.55 \text{ kg}$$

$$x_2 = m_{\text{VAP}2} / m_2 = 0.0223$$

$$(h_2^* - h_2) = (1 - x_2)(h_2^* - h_{F2}) + x_2(h_2^* - h_{G2}) = 0.9777 \times 164.6 + 0.0223 \times 8.5 = 161.1$$

$$Q_{\text{CV}} = m_2(h_2 - h_1) - P_2 V = 51.55(-161.1 - 63.0 + 24.4) - 489 \times 0.10$$

$$= -10\,343 \text{ kJ}$$

13.89

Saturated liquid ethane at 2.44 MPa enters a heat exchanger and is brought to 611 K at constant pressure, after which it enters a reversible adiabatic turbine where it expands to 100 kPa. Find the heat transfer in the heat exchanger, the turbine exit temperature and turbine work.

From D.2,

$$P_{r1} = 2.44/4.88 = 0.50, \quad T_{r1} = 0.89, \quad T_1 = 0.89 \times 305.4 = 271.8 \text{ K}$$

$$(h_1^* - h_1) = 0.2765 \times 305.4 \times 4.12 = 347.9$$

$$(h_2^* - h_1^*) = 1.766 (611 - 271.8) = 599.0$$

$$P_{r2} = 0.50, \quad T_{r2} = 611/305.4 = 2.00$$

From D.2: $(h_2^* - h_2) = RT_c \times 0.14 = 0.2765 \times 305.4 \times 0.14 = 11.8$

$$q = (h_2 - h_1) = -11.8 + 599.0 + 347.9 = \mathbf{935.1 \text{ kJ/kg}}$$

From D.3,

$$(s_2^* - s_2) = 0.2765 \times 0.05 = 0.0138$$

$$(s_3^* - s_2^*) = 1.766 \ln \frac{T_3}{611} - 0.2765 \ln \frac{100}{2440}$$

Assume $T_3 = 368 \text{ K}$, $T_{r3} = 1.205$

at $P_{r3} = 0.020$

$$(s_3^* - s_2^*) = -0.8954 + 0.8833 = -0.0121$$

From D.3,

$$(s_3 - s_3^*) = 0.2765 \times 0.01 = 0.0028$$

$$(s_3 - s_2) = -0.0028 - 0.0121 + 0.0138 \approx 0 \quad \text{OK}$$

Therefore, $T_3 = \mathbf{368 \text{ K}}$

From D.2,

$$(h_3^* - h_3) = 0.2765 \times 305.4 \times 0.01 = 0.8$$

$$w = (h_2 - h_3) = -11.8 + 1.766 (611 - 368) + 0.8 = \mathbf{418.1 \text{ kJ/kg}}$$

13.90

A control mass of 10 kg butane gas initially at 80°C, 500 kPa, is compressed in a reversible isothermal process to one-fifth of its initial volume. What is the heat transfer in the process?

$$\text{Butane } C_4H_{10}: m = 10 \text{ kg}, \quad T_1 = 80 \text{ }^\circ\text{C}, P_1 = 500 \text{ kPa}$$

$$\text{Compressed, reversible } T = \text{const, to } V_2 = V_1/5$$

$$T_{r1} = \frac{353.2}{425.2} = 0.831, \quad P_{r1} = \frac{500}{3800} = 0.132$$

$$\text{From D.1 and D.3: } Z_1 = 0.92, \quad (s_1^* - s_1) = 0.143 \times 0.16 = 0.0230$$

$$v_1 = \frac{Z_1 R T_1}{P_1} = \frac{0.92 \times 0.143 \times 353.2}{500} = 0.09296 \text{ m}^3/\text{kg}$$

$$v_2 = v_1/5 = 0.01859 \text{ m}^3/\text{kg}$$

$$\text{At } T_{r2} = T_{r1} = 0.831$$

$$\text{From D.1: } P_G = 0.325 \times 3800 = 1235 \text{ kPa}$$

$$\text{sat. liq.: } Z_F = 0.05, \quad (s^* - s_F) = R \times 5.08 = 0.7266$$

$$\text{sat. vap.: } Z_G = 0.775, \quad (s^* - s_G) = R \times 0.475 = 0.0680$$

Therefore

$$v_F = \frac{0.05 \times 0.143 \times 353.2}{1235} = 0.00205 \text{ m}^3/\text{kg}$$

$$v_G = \frac{0.775 \times 0.143 \times 353.2}{1235} = 0.0317 \text{ m}^3/\text{kg}$$

$$\text{Since } v_F < v_2 < v_G \rightarrow x_2 = (v_2 - v_F)/(v_G - v_F) = 0.5578$$

$$(s_2^* - s_2) = (1 - x_2)(s_2^* - s_{F2}^*) + x_2(s_2^* - s_{G2}^*)$$

$$= 0.4422 \times 0.7266 + 0.5578 \times 0.0680 = 0.3592 \text{ kJ/kg K}$$

$$(s_2^* - s_1^*) = C_{p0} \ln(T_2/T_1) - R \ln(P_2/P_1) = 0 - 0.143 \ln(1235/500) = -0.1293$$

$$(s_2 - s_1) = -0.3592 - 0.1293 + 0.0230 = -0.4655 \text{ kJ/kg K}$$

$${}_1Q_2 = Tm(s_2 - s_1) = 353.2 \times 10 (-0.4655) = \mathbf{-1644 \text{ kJ}}$$

13.91

An uninsulated compressor delivers ethylene, C_2H_4 , to a pipe, $D = 10$ cm, at 10.24 MPa, 94°C and velocity 30 m/s. The ethylene enters the compressor at 6.4 MPa, 20.5°C and the work input required is 300 kJ/kg. Find the mass flow rate, the total heat transfer and entropy generation, assuming the surroundings are at 25°C.

$$T_{ri} = \frac{293.7}{282.4} = 1.040, P_{ri} = \frac{6.4}{5.04} = 1.270$$

From D.2 and D.3,

$$(h_i^* - h_i) = 0.29637 \times 282.4 \times 2.65 = 221.8 \text{ kJ/kg}$$

$$(s_i^* - s_i) = 0.29637 \times 2.08 = 0.6164 \text{ kJ/kg K}$$

$$T_{re} = \frac{367.2}{282.4} = 1.30, P_{re} = \frac{10.24}{5.04} = 2.032 \Rightarrow \text{From D.1: } Z_e = 0.69$$

$$v_e = \frac{Z_e RT_e}{P_e} = \frac{0.69 \times 0.29637 \times 367.2}{10240} = 0.0073 \text{ m}^3/\text{kg}$$

$$A_e = \frac{\pi}{4} D_e^2 = 0.00785 \text{ m}^2 \Rightarrow \dot{m} = \frac{A_e V_e}{v_e} = \frac{0.00785 \times 30}{0.0073} = \mathbf{32.26 \text{ kg/s}}$$

From D.2 and D.3,

$$(h_e^* - h_e) = 0.29637 \times 282.4 \times 1.6 = 133.9 \text{ kJ/kg}$$

$$(s_e^* - s_e) = 0.29637 \times 0.90 = 0.2667 \text{ kJ/kg K}$$

$$(h_e^* - h_i^*) = 1.5482(367.2 - 293.7) = 113.8$$

$$(s_e^* - s_i^*) = 1.5482 \ln \frac{367.2}{293.7} - 0.29637 \ln \frac{10.24}{6.4} = 0.2065$$

$$(h_e - h_i) = -133.9 + 113.8 + 221.8 = 201.7 \text{ kJ/kg}$$

$$(s_e - s_i) = -0.2667 + 0.2065 + 0.6164 = 0.5562 \text{ kJ/kg K}$$

First law:

$$q = (h_e - h_i) + KE_e + w = 201.7 + \frac{30^2}{2 \times 1000} - 300 = -97.9 \text{ kJ/kg}$$

$$\dot{Q}_{cv} = \dot{m}q = 32.26(-97.9) = \mathbf{-3158 \text{ kW}}$$

$$\dot{S}_{gen} = -\frac{\dot{Q}_{cv}}{T_0} + \dot{m}(s_e - s_i) = +\frac{3158}{298.2} + 32.26(0.5562) = \mathbf{28.53 \text{ kW/K}}$$

13.92

A distributor of bottled propane, C_3H_8 , needs to bring propane from 350 K, 100 kPa to saturated liquid at 290 K in a steady flow process. If this should be accomplished in a reversible setup given the surroundings at 300 K, find the ratio of the volume flow rates $\dot{V}_{in}/\dot{V}_{out}$, the heat transfer and the work involved in the process.

$$\text{From Table A.2: } T_{ri} = \frac{350}{369.8} = 0.946, \quad P_{ri} = \frac{0.1}{4.25} = 0.024$$

From D.1, D.2 and D.3,

$$Z_i = 0.99$$

$$(h_i^* - h_i) = 0.1886 \times 369.8 \times 0.03 = 2.1 \text{ kJ/kg}$$

$$(s_i^* - s_i) = 0.1886 \times 0.02 = 0.0038 \text{ kJ/kg K}$$

$$T_{re} = \frac{290}{369.8} = 0.784,$$

From D.1, D.2 and D.3,

$$P_{re} = 0.22, \quad P_e = 0.22 \times 4.25 = 0.935 \text{ MPa} \quad \text{and} \quad Z_e = 0.036$$

$$(h_e^* - h_e) = 0.1886 \times 369.8 \times 4.57 = 318.6 \text{ kJ/kg}$$

$$(s_e^* - s_e) = 0.1886 \times 5.66 = 1.0672 \text{ kJ/kg K}$$

$$(h_e^* - h_i^*) = 1.679(290 - 350) = -100.8 \text{ kJ/kg}$$

$$(s_e^* - s_i^*) = 1.679 \ln \frac{290}{350} - 0.1886 \ln \frac{0.935}{0.1} = -0.7373 \text{ kJ/kg K}$$

$$(h_e - h_i) = -318.6 - 100.8 + 2.1 = -417.3 \text{ kJ/kg}$$

$$(s_e - s_i) = -1.0672 - 0.7373 + 0.0038 = -1.8007 \text{ kJ/kg K}$$

$$\frac{\dot{V}_{in}}{\dot{V}_{out}} = \frac{Z_i T_i / P_i}{Z_e T_e / P_e} = \frac{0.99}{0.036} \times \frac{350}{290} \times \frac{0.935}{0.1} = \mathbf{310.3}$$

$$w^{\text{rev}} = (h_i - h_e) - T_0(s_i - s_e) = 417.3 - 300(1.8007) = \mathbf{-122.9 \text{ kJ/kg}}$$

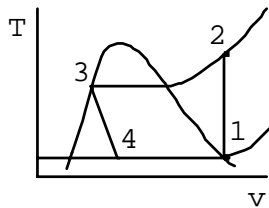
$$q^{\text{rev}} = (h_e - h_i) + w^{\text{rev}} = -417.3 - 122.9 = \mathbf{-540.2 \text{ kJ/kg}}$$

13.93

The environmentally safe refrigerant R-152a is to be evaluated as the working fluid for a heat pump system that will heat a house. It uses an evaporator temperature of -20°C and a condensing temperature of 30°C . Assume all processes are ideal and R-152a has a heat capacity of $C_p = 0.996 \text{ kJ/kg K}$. Determine the cycle coefficient of performance.

Ideal Heat Pump $T_H = 30^{\circ}\text{C}$

From A.2: $M = 66.05$, $R = 0.12588$, $T_C = 386.4 \text{ K}$, $P_C = 4.52 \text{ MPa}$



$$T_{r3} = \frac{303.2}{386.4} = 0.785$$

$$P_{r3} = P_{r2} = 0.22 \Rightarrow P_3 = P_2 = 994 \text{ kPa}$$

$$\text{Sat. liq.: } h_3^* - h_3 = 4.56 \times RT_C = 221.8$$

$$T_1 = -20^{\circ}\text{C} = 253.2 \text{ K}, T_{r1} = 0.655, P_{r1} = 0.058 \rightarrow P_1 = 262 \text{ kPa}$$

$$h_1^* - h_1 = 0.14 \times RT_C = 6.8 \quad \text{and} \quad s_1^* - s_1 = 0.14 \times R = 0.0176$$

$$\text{Assume } T_2 = 307 \text{ K}, T_{r2} = 0.795 \text{ given } P_{r2} = 0.22$$

$$\text{From D.2, D.3: } s_2^* - s_2 = 0.34 \times R = 0.0428 ; \quad h_2^* - h_2 = 0.40 \times RT_C = 19.5$$

$$s_2^* - s_1^* = 0.996 \ln \frac{307}{253.2} - 0.12588 \ln \frac{994}{262} = 0.0241$$

$$s_2 - s_1 = -0.0428 + 0.0241 + 0.0176 = -0.001 \approx 0 \quad \text{OK}$$

$$\Rightarrow h_2 - h_1 = -19.5 + 0.996(307 - 253.2) + 6.8 = 40.9$$

$$h_2 - h_3 = -19.5 + 0.996(307 - 303.2) + 221.8 = 206.1$$

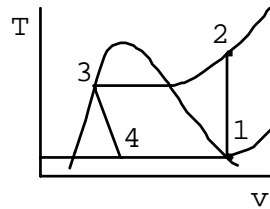
$$\beta = \frac{q_H}{w_{IN}} = \frac{h_2 - h_3}{h_2 - h_1} = \frac{206.1}{40.9} = \mathbf{5.04}$$

13.94

Rework the previous problem using an evaporator temperature of 0°C.

Ideal Heat Pump $T_H = 30^\circ\text{C}$

From A.2: $M = 66.05$, $R = 0.12588$, $T_C = 386.4\text{ K}$, $P_C = 4.52\text{ MPa}$



$$T_{r3} = \frac{303.2}{386.4} = 0.785$$

$$P_{r3} = P_{r2} = 0.22 \Rightarrow P_3 = P_2 = 994\text{ kPa}$$

$$\text{Sat. liq.: } h_3^* - h_3 = 4.56 \times RT_C = 221.8$$

$$T_1 = 0^\circ\text{C} = 273.2\text{ K}, T_{r1} = 0.707 \Rightarrow P_{r1} = 0.106, P_1 = 479\text{ kPa}$$

$$h_1^* - h_1 = 0.22 \times RT_C = 10.7 \quad \text{and} \quad s_1^* - s_1 = 0.21 \times R = 0.0264$$

$$\text{Assume } T_2 = 305\text{ K}, T_{r2} = 0.789$$

$$s_2^* - s_2 = 0.35 \times R = 0.0441 \quad \text{and} \quad h_2^* - h_2 = 0.38 \times RT_C = 18.5$$

$$s_2^* - s_1^* = 0.996 \ln \frac{305.0}{273.2} - 0.12588 \ln \frac{994}{479} = 0.0178$$

$$s_2 - s_1 = -0.0441 + 0.0178 + 0.0264 = 0.0001 \approx 0 \text{ OK}$$

$$h_2 - h_1 = -18.5 + 0.996(305.0 - 273.2) + 10.7 = 23.9$$

$$h_2 - h_3 = -18.5 + 0.996(305.0 - 303.2) + 221.8 = 205.1$$

$$\beta = \frac{h_2 - h_3}{h_2 - h_1} = \frac{205.1}{23.9} = \mathbf{8.58}$$

Mixtures**13.95**

A 2 kg mixture of 50% argon and 50% nitrogen by mole is in a tank at 2 MPa, 180 K. How large is the volume using a model of (a) ideal gas and (b) Kay's rule with generalized compressibility charts.

a) Ideal gas mixture

$$\text{Eq.12.5: } M_{\text{mix}} = \sum y_i M_i = 0.5 \times 39.948 + 0.5 \times 28.013 = 33.981$$

$$V = \frac{m\bar{R}T}{M_{\text{mix}}P} = \frac{2 \times 8.3145 \times 180}{33.981 \times 2000} = \mathbf{0.044 \text{ m}^3}$$

b) Kay's rule Eq.13.86

$$P_{c \text{ mix}} = 0.5 \times 4.87 + 0.5 \times 3.39 = 4.13 \text{ MPa}$$

$$T_{c \text{ mix}} = 0.5 \times 150.8 + 0.5 \times 126.2 = 138.5 \text{ K}$$

$$\text{Reduced properties: } P_r = \frac{2}{4.13} = 0.484, \quad T_r = \frac{180}{138.5} = 1.30$$

Fig. D.1: $Z = 0.925$

$$V = Z \frac{m\bar{R}T}{M_{\text{mix}}P} = 0.925 \times 0.044 = \mathbf{0.0407 \text{ m}^3}$$

13.96

A 2 kg mixture of 50% argon and 50% nitrogen by mass is in a tank at 2 MPa, 180 K. How large is the volume using a model of (a) ideal gas and (b) van der Waals equation of state with a , b for a mixture?

a) Ideal gas mixture

$$\text{Eq.12.15: } R_{\text{mix}} = \sum c_i R_i = 0.5 \times 0.2081 + 0.5 \times 0.2968 = 0.25245 \text{ kJ/kg K}$$

$$V = \frac{mR_{\text{mix}}T}{P} = \frac{2 \times 0.25245 \times 180}{2000} = \mathbf{0.0454 \text{ m}^3}$$

b) van der Waals equation of state. before we can do the parameters a , b for the mixture we need the individual component parameters.

$$a_{\text{Ar}} = \frac{27}{64} \frac{R^2 T_c^2}{P_c} = \frac{27}{64} \frac{(0.2081 \times 150.8)^2}{4870} = 0.08531$$

$$a_{\text{N}_2} = \frac{27}{64} \frac{R^2 T_c^2}{P_c} = \frac{27}{64} \frac{(0.2968 \times 126.2)^2}{3390} = 0.17459$$

$$b_{\text{Ar}} = \frac{RT_c}{8P_c} = \frac{0.2081 \times 150.8}{8 \times 4870} = 0.000805$$

$$b_{\text{N}_2} = \frac{RT_c}{8P_c} = \frac{0.2968 \times 126.2}{8 \times 3390} = 0.001381$$

Now the mixture parameters are from eq.13.87

$$a_{\text{mix}} = \left(\sum c_i a_i^{1/2} \right)^2 = (0.5 \times \sqrt{0.08531} + 0.5 \times \sqrt{0.17459})^2 = 0.126$$

$$b_{\text{mix}} = \sum c_i b_i = 0.5 \times 0.000805 + 0.5 \times 0.001381 = 0.001093$$

Using now eq.13.52:

$$P = \frac{RT}{v-b} - \frac{a}{v^2}$$

$$2000 = \frac{0.25245 \times 180}{v - 0.001093} - \frac{0.126}{v^2}$$

By trial and error we find the specific volume, $v = 0.02097 \text{ m}^3/\text{kg}$

$$V = mv = \mathbf{0.04194 \text{ m}^3}$$

13.97

A 2 kg mixture of 50% argon and 50% nitrogen by mass is in a tank at 2 MPa, 180 K. How large is the volume using a model of (a) ideal gas and (b) Redlich Kwong equation of state with a, b for a mixture.

a) Ideal gas mixture

$$\text{Eq.12.15: } R_{\text{mix}} = \sum c_i R_i = 0.5 \times 0.2081 + 0.5 \times 0.2968 = 0.25245 \text{ kJ/kg K}$$

$$V = \frac{mR_{\text{mix}}T}{P} = \frac{2 \times 0.25245 \times 180}{2000} = \mathbf{0.0454 \text{ m}^3}$$

b) Redlich Kwong equation of state. Before we can do the parameters a, b for the mixture we need the individual component parameters, Eq.13.58, 13.59.

$$a_{\text{Ar}} = 0.42748 \frac{R^2 T_c^{5/2}}{P_c} = 0.42748 \frac{0.2081^2 \times 150.8^{2.5}}{4870} = 1.06154$$

$$a_{\text{N}_2} = 0.42748 \frac{R^2 T_c^{5/2}}{P_c} = 0.42748 \frac{0.2968^2 \times 126.2^{2.5}}{3390} = 1.98743$$

$$b_{\text{Ar}} = 0.08664 \frac{RT_c}{P_c} = 0.08664 \frac{0.2081 \times 150.8}{4870} = 0.000558$$

$$b_{\text{N}_2} = 0.08664 \frac{RT_c}{P_c} = 0.08664 \frac{0.2968 \times 126.2}{3390} = 0.000957$$

Now the mixture parameters are from eq.13.87

$$a_{\text{mix}} = \left(\sum c_i a_i^{1/2} \right)^2 = (0.5 \times \sqrt{1.06154} + 0.5 \times \sqrt{1.98743})^2 = 1.4885$$

$$b_{\text{mix}} = \sum c_i b_i = 0.5 \times 0.000558 + 0.5 \times 0.000957 = 0.000758$$

Using now eq.13.57: $P = \frac{RT}{v-b} - \frac{a}{v(v+b)T^{1/2}}$

$$2000 = \frac{0.25245 \times 180}{v - 0.000758} - \frac{1.4885}{v(v + 0.000758) 180^{1/2}}$$

By trial and error we find the specific volume, $v = 0.02102 \text{ m}^3/\text{kg}$

$$V = mv = \mathbf{0.04204 \text{ m}^3}$$

13.98

Saturated-liquid ethane at $T_1 = 14^\circ\text{C}$ is throttled into a steady flow mixing chamber at the rate of 0.25 kmol/s. Argon gas at $T_2 = 25^\circ\text{C}$, $P_2 = 800$ kPa, enters the chamber at the rate of 0.75 kmol/s. Heat is transferred to the chamber from a heat source at a constant temperature of 150°C at a rate such that a gas mixture exits the chamber at $T_3 = 120^\circ\text{C}$, $P_3 = 800$ kPa. Find the rate of heat transfer and the rate of entropy generation.

Argon, $T_{a2} = 25^\circ\text{C}$, $P_2 = 800$ kPa, $\dot{n}_2 = 0.75$ kmol/s

$$T_{ca} = 150 \text{ K}, P_{ca} = 4.87 \text{ MPa}, M_a = 39.948 \text{ kg/kmol}, C_{pa} = 0.52 \text{ kJ/kg K}$$

$$\bar{h}_{a3} - \bar{h}_{a2} = M_a C_{pa} (T_3 - T_{a2}) = 1973.4 \text{ kJ/kmol}$$

Inlet: Ethane, $T_{b1} = 14^\circ\text{C}$, sat. liq., $x_{b1} = 0$, $\dot{n}_1 = 0.25$ kmol/s

$$T_{cb} = 305.4 \text{ K}, P_{cb} = 4.88 \text{ MPa}, M_b = 30.07 \text{ kg/kmol}, C_{pb} = 1.766 \text{ kJ/kg-K}$$

$$T_{r1} = 0.94, P_{b1} = P_{r1} P_{cb} = 0.69 \times 4880 = 3367 \text{ kPa}$$

$$\bar{h}_{b1}^* - \bar{h}_{b1} = 3.81 \bar{R} T_{cb} = 9674.5 \text{ kJ/kmol}, \quad \bar{s}_{b1}^* - \bar{s}_{b1} = 3.74 \bar{R} = 31.1$$

$$\bar{h}_{b3}^* - \bar{h}_{b1}^* = M_b C_{pb} (T_3 - T_{b1}) = 5629.6 \text{ kJ/kmol}$$

Exit: Mix, $T_3 = 120^\circ\text{C}$, $P_3 = 800$ kPa consider this an ideal gas mixture.

$$\text{Energy Eq.: } \dot{n}_1 \bar{h}_{b1} + \dot{n}_2 \bar{h}_{a2} + \dot{Q} = \dot{n}_3 \bar{h}_3 = \dot{n}_1 \bar{h}_{b3} + \dot{n}_2 \bar{h}_{a3}$$

$$\dot{Q} = \dot{n}_1 (\bar{h}_{b3} - \bar{h}_{b1}) + \dot{n}_2 (\bar{h}_{a3} - \bar{h}_{a2}) = 0.25 (5629.6 + 9674.5) + 0.75 (1973.4)$$

$$= \mathbf{5306 \text{ kW}}$$

$$\text{Entropy Eq.: } \dot{S}_{\text{gen}} = \dot{n}_1 (\bar{s}_{b3} - \bar{s}_{b1}) + \dot{n}_2 (\bar{s}_{a3} - \bar{s}_{a2}) - \dot{Q}/T_H; \quad T_H = 150^\circ\text{C}$$

$$y_a = \dot{n}_2 / \dot{n}_{\text{tot}} = 0.75; \quad y_b = \dot{n}_1 / \dot{n}_{\text{tot}} = 0.25$$

$$\bar{s}_{a3} - \bar{s}_{a2} = M_a C_{pa} \ln \frac{T_3}{T_{a2}} - \bar{R} \ln \frac{y_a P_3}{P_{a2}} = 8.14 \text{ kJ/kmol-K}$$

$$\bar{s}_{b3} - \bar{s}_{b1} = M_b C_{pb} \ln \frac{T_3}{T_{b1}} - \bar{R} \ln \frac{y_b P_3}{P_{b1}} + \bar{s}_{b1}^* - \bar{s}_{b1} =$$

$$= 40.172 + 31.1 = 71.27 \text{ kJ/kmol K}$$

$$\dot{S}_{\text{gen}} = 0.25 \times 71.27 + 0.75 \times 8.14 - 5306 / 423 = \mathbf{11.38 \text{ kW/K}}$$

13.99

A modern jet engine operates so that the fuel is sprayed into air at a P, T higher than the fuel critical point. Assume we have a rich mixture of 50% n-octane and 50% air by mole at 500 K and 3.5 MPa near the nozzle exit. Do I need to treat this as a real gas mixture or is an ideal gas assumption reasonable? To answer find Z and the enthalpy departure for the mixture assuming Kay's rule and the generalized charts.

The mole fractions are:

$$y_{\text{C}_8\text{H}_{18}} = 0.5, \quad y_{\text{N}_2} = 0.5 \times 0.79 = 0.395, \quad y_{\text{O}_2} = 0.5 \times 0.21 = 0.105$$

Eq.12.5:

$$\begin{aligned} M_{\text{mix}} &= \sum y_i M_i = 0.5 \times 114.232 + 0.395 \times 28.013 + 0.105 \times 31.999 \\ &= 71.541 \end{aligned}$$

Kay's rule Eq.13.86

$$P_{c \text{ mix}} = 0.5 \times 2.49 + 0.395 \times 3.39 + 0.105 \times 5.04 = 3.113 \text{ MPa}$$

$$T_{c \text{ mix}} = 0.5 \times 568.8 + 0.395 \times 126.2 + 0.105 \times 154.6 = 350.5 \text{ K}$$

$$\text{Reduced properties:} \quad P_r = \frac{3.5}{3.113} = 1.124, \quad T_r = \frac{500}{350.5} = 1.427$$

Fig. D.1: **Z = 0.87** I must treat it as a real gas mixture.

$$\text{Fig. D.2} \quad h^* - h = 0.70 \times RT_c = 0.70 \times \frac{8.3145}{71.541} \times 350.5 = \mathbf{28.51 \text{ kJ/kg}}$$

13.100

A mixture of 60% ethylene and 40% acetylene by moles is at 6 MPa, 300 K. The mixture flows through a preheater where it is heated to 400 K at constant P. Using the Redlich Kwong equation of state with a, b for a mixture find the inlet specific volume. Repeat using Kays rule and the generalized charts.

To do the EOS we need the gas constant, so from Eq.12.5 we get

$$M_{\text{mix}} = \sum y_i M_i = 0.6 \times 28.054 + 0.4 \times 26.068 = 27.26$$

$$R_{\text{mix}} = 8.3145/27.26 = 0.305 \text{ kJ/kg K}$$

Redlich Kwong EOS the individual component parameters, Eq.13.58, 13.59.

$$a_{\text{C}_2\text{H}_4} = 0.42748 \frac{R^2 T_c^{5/2}}{P_c} = 0.42748 \frac{0.2964^2 \times 282.4^{2.5}}{5040} = 9.9863$$

$$a_{\text{C}_2\text{H}_2} = 0.42748 \frac{R^2 T_c^{5/2}}{P_c} = 0.42748 \frac{0.3193^2 \times 308.3^{2.5}}{6140} = 11.8462$$

$$b_{\text{C}_2\text{H}_4} = 0.08664 \frac{RT_c}{P_c} = 0.08664 \frac{0.2964 \times 282.4}{5040} = 0.001439$$

$$b_{\text{C}_2\text{H}_2} = 0.08664 \frac{RT_c}{P_c} = 0.08664 \frac{0.3193 \times 308.3}{6140} = 0.001389$$

Now the mixture parameters are from eq.13.87 so we need the mass fractions

$$c_{\text{C}_2\text{H}_4} = \frac{y M}{M_{\text{mix}}} = \frac{0.6 \times 28.054}{27.26} = 0.6175, \quad c_{\text{C}_2\text{H}_2} = 1 - c_{\text{C}_2\text{H}_4} = 0.3825$$

$$a_{\text{mix}} = \left(\sum c_i a_i^{1/2} \right)^2 = (0.6175 \times \sqrt{9.9863} + 0.3825 \times \sqrt{11.8462})^2 = 10.679$$

$$b_{\text{mix}} = \sum c_i b_i = 0.6175 \times 0.001439 + 0.3825 \times 0.001389 = 0.00142$$

Using now eq.13.57:
$$P = \frac{RT}{v-b} - \frac{a}{v(v+b)T^{1/2}}$$

$$6000 = \frac{0.305 \times 300}{v - 0.00142} - \frac{10.679}{v(v + 0.00142) 300^{1/2}}$$

By trial and error we find the specific volume, $v = \mathbf{0.006683 \text{ m}^3/\text{kg}}$

Kay's rule Eq.13.86

$$P_{c \text{ mix}} = 0.6 \times 5.04 + 0.4 \times 6.14 = 5.48 \text{ MPa}$$

$$T_{c \text{ mix}} = 0.6 \times 282.4 + 0.4 \times 308.3 = 292.8 \text{ K}$$

Reduced properties: $P_r = \frac{6}{5.48} = 1.095, \quad T_r = \frac{300}{292.8} = 1.025$

Fig. D.1: $Z = 0.4$ (difficult to read)

$$v = ZRT/P = 0.4 \times 0.305 \times 300 / 6000 = \mathbf{0.0061 \text{ m}^3/\text{kg}}$$

13.101

For the previous problem, find the specific heat transfer using Kay's rule and the generalized charts.

To do the EOS we need the gas constant, so from Eq.12.5 we get

$$M_{\text{mix}} = \sum y_i M_i = 0.6 \times 28.054 + 0.4 \times 26.068 = 27.26$$

$$R_{\text{mix}} = 8.3145/27.26 = 0.305 \text{ kJ/kg K}$$

$$c_{C_2H_4} = \frac{y M}{M_{\text{mix}}} = \frac{0.6 \times 28.054}{27.26} = 0.6175, \quad c_{C_2H_6} = 1 - c_{C_2H_4} = 0.3825$$

$$C_{P \text{ mix}} = \sum c_i C_{P i} = 0.6175 \times 1.548 + 0.3825 \times 1.699 = 1.606 \text{ kJ/kg K}$$

Kay's rule Eq.13.86

$$P_{c \text{ mix}} = 0.6 \times 5.04 + 0.4 \times 6.14 = 5.48 \text{ MPa}$$

$$T_{c \text{ mix}} = 0.6 \times 282.4 + 0.4 \times 308.3 = 292.8 \text{ K}$$

$$\text{Reduced properties 1:} \quad P_{r1} = \frac{6}{5.48} = 1.095, \quad T_{r1} = \frac{300}{292.8} = 1.025$$

$$\text{Fig. D.1:} \quad (h_1^* - h_1) = 2.1 \times RT_c = 2.1 \times 0.305 \times 292.8 = 187.5 \text{ kJ/kg}$$

$$\text{Reduced properties 2:} \quad P_{r2} = \frac{6}{5.48} = 1.095, \quad T_{r2} = \frac{400}{292.8} = 1.366$$

$$\text{Fig. D.1:} \quad (h_2^* - h_2) = 0.7 \times RT_c = 0.7 \times 0.305 \times 292.8 = 62.5 \text{ kJ/kg}$$

The energy equation gives

$$\begin{aligned} {}_1q_2 &= (h_2 - h_1) = (h_2 - h_2^*) + (h_2^* - h_1^*) + (h_1^* - h_1) \\ &= -62.5 + 1.606 (400 - 300) + 187.5 \\ &= \mathbf{285.6 \text{ kJ/kg mix}} \end{aligned}$$

13.102

One kmol/s of saturated liquid methane, CH₄, at 1 MPa and 2 kmol/s of ethane, C₂H₆, at 250°C, 1 MPa are fed to a mixing chamber with the resultant mixture exiting at 50°C, 1 MPa. Assume that Kay's rule applies to the mixture and determine the heat transfer in the process.

Control volume the mixing chamber, inlet CH₄ is 1, inlet C₂H₆ is 2 and the exit state is 3. Energy equation is

$$\dot{Q}_{CV} = \dot{n}_3 \bar{h}_3 - \dot{n}_1 \bar{h}_1 - \dot{n}_2 \bar{h}_2$$

Select the ideal gas reference temperature to be T₃ and use the generalized charts for all three states.

$$P_{r1} = P_{rsat} = 1/4.60 = 0.2174 \Rightarrow T_{rsat} = 0.783,$$

$$T_1 = 0.783 \times 190.4 = 149.1 \text{ K}, \quad \Delta h_1 = 4.57$$

$$P_{r2} = 1/4.88 = 0.205, \quad T_{r2} = 523/305.4 = 1.713, \quad \Delta h_2 = 0.08$$

$$\begin{aligned} \bar{h}_1 &= \bar{C}_1(T_1 - T_3) - \Delta h_1 \bar{R}T_c = 36.15(149.1 - 323.2) - 4.57 \times 8.3145 \times 190.4 \\ &= -13528 \text{ kJ/kmol} \end{aligned}$$

$$\begin{aligned} \bar{h}_2 &= \bar{C}_2(T_2 - T_3) - \Delta h_2 \bar{R}T_c = 53.11(250 - 50) - 0.08 \times 8.3145 \times 305.4 \\ &= 10\,419 \text{ kJ/kmol} \end{aligned}$$

Kay's rule Eq.13.86

$$T_{cmix} = (1 \times 190.4 + 2 \times 305.4)/3 = 267.1 \text{ K}$$

$$P_{cmix} = (1 \times 4.60 + 2 \times 4.88)/3 = 4.79 \text{ MPa}$$

$$T_{r3} = 323.2/267.1 = 1.21, \quad P_{r3} = 1/4.79 = 0.21, \quad \Delta h_3 = 0.15$$

$$\bar{h}_3 = 0 - 0.15 \times 267.1 \times 8.3145 = -333 \text{ kJ/kmol}$$

$$\dot{Q}_{CV} = 3(-333) - 1(-13528) - 2(10\,419) = -8309 \text{ kW}$$

13.103

A piston/cylinder initially contains propane at $T = -7^\circ\text{C}$, quality 50%, and volume 10L. A valve connecting the cylinder to a line flowing nitrogen gas at $T = 20^\circ\text{C}$, $P = 1 \text{ MPa}$ is opened and nitrogen flows in. When the valve is closed, the cylinder contains a gas mixture of 50% nitrogen, 50% propane on a mole basis at $T = 20^\circ\text{C}$, $P = 500 \text{ kPa}$. What is the cylinder volume at the final state, and how much heat transfer took place?

State 1: Propane, $T_1 = -7^\circ\text{C}$, $x_1 = 0.5$, $V_1 = 10 \text{ L}$

$T_c = 369.8 \text{ K}$, $P_c = 4.25 \text{ kPa}$, $C_p = 1.679 \text{ kJ/kg-K}$, $M = 44.097 \text{ kg/kmol}$

Fig. D.1: $T_{r1} = 0.72$, $P_{r1} = 0.12$, $P_1 = P_{r1}P_c = 510 \text{ kPa}$

Fig. D.1: $Z_{f1} = 0.020$, $Z_{g1} = 0.88$, $Z_1 = (1 - x_1)Z_{f1} + x_1Z_{g1} = 0.45$

$n_1 = P_1V_1/(Z_1\bar{R}T_1) = 510 \times 0.01/(0.45 \times 8.3145 \times 266.2) = 0.00512 \text{ kmol}$

$\bar{h}_1 = \bar{h}_{1o}^* + \bar{C}_p(T_1 - T_o) + (\bar{h}_1 - \bar{h}_1^*)$; $\bar{h}_{1o}^* = 0$,

$(\bar{h}_1 - \bar{h}_1)_f/\bar{R}T_c = 4.79$, $(\bar{h}_1 - \bar{h}_1)_g/\bar{R}T_c = 0.25$

$\bar{h}_1^* - \bar{h}_1 = (1 - x_1)(\bar{h}_1^* - \bar{h}_1)_f + x_1(\bar{h}_1^* - \bar{h}_1)_g = 7748 \text{ kJ/kmol}$

$\bar{h}_1 = 0 + 1.679 \times 44.094(-7 - 20) - 7748 = -9747 \text{ kJ/kmol}$

Inlet: Nitrogen, $T_i = 20^\circ\text{C}$, $P_i = 1.0 \text{ MPa}$,

$T_c = 126.2 \text{ K}$, $P_c = 3.39 \text{ MPa}$, $C_{pn} = 1.042 \text{ kJ/kg-K}$, $M = 28.013 \text{ kg/kmol}$

$T_{ri} = 2.323$, $P_{ri} = 0.295$, $\bar{h}_i - \bar{h}_i^* = 0.06 \times 8.3145 \times 126.2 = 62.96 \text{ kJ/kmol}$

$\bar{h}_i = \bar{h}_{io}^* + \bar{C}_{pn}(T_i - T_o) + (\bar{h}_i - \bar{h}_i^*)$; $\bar{h}_{io}^* = 0$, $T_i - T_o = 0$

State 2: 50% Propane, 50% Nitrogen by mol, $T_2 = 20^\circ\text{C}$, $P_2 = 500 \text{ kPa}$

$T_{cmix} = \sum y_i T_{ci} = 248 \text{ K}$, $P_{cmix} = \sum y_i P_{ci} = 3.82 \text{ MPa}$

$T_{r2} = 1.182$, $P_{r2} = 0.131$, $Z_2 = 0.97$, $(\bar{h}_2 - \bar{h}_2)/\bar{R}T_c = 0.06$

$\bar{h}_2 = \bar{h}_{2o}^* + \bar{C}_{pmix}(T_2 - T_o) + (\bar{h}_2 - \bar{h}_2^*)$; $\bar{h}_{2o}^* = 0$, $T_2 - T_o = 0$

a) $n_i = n_1 \Rightarrow n_2 = n_1 + n_i = 0.1024$, $V_2 = n_2 Z_2 \bar{R} T_2 / P_2 = \mathbf{0.0484 \text{ m}^3}$

b) 1st Law: $Q_{cv} + n_i \bar{h}_i = n_2 \bar{u}_2 - n_1 \bar{u}_1 + W_{cv}$; $\bar{u} = \bar{h} - P\bar{v}$

$W_{cv} = (P_1 + P_2)(V_2 - V_1)/2 = 19.88 \text{ kJ}$

$Q_{cv} = n_2 \bar{h}_2 - n_1 \bar{h}_1 - n_i \bar{h}_i - P_2 V_2 + P_1 V_1 + W_{cv}$

$\bar{h}_i = -62.96 \text{ kJ/kmol}$, $\bar{h}_2 = -123.7 \text{ kJ/kmol}$, $Q_{cv} = \mathbf{50.03 \text{ kJ}}$

13.104

Consider the following reference state conditions: the entropy of real saturated liquid methane at -100°C is to be taken as 100 kJ/kmol K , and the entropy of hypothetical ideal gas ethane at -100°C is to be taken as 200 kJ/kmol K . Calculate the entropy per kmol of a real gas mixture of 50% methane, 50% ethane (mole basis) at 20°C , 4 MPa , in terms of the specified reference state values, and assuming Kay's rule for the real mixture behavior.

$$\text{CH}_4: T_0 = -100^\circ\text{C}, \quad \bar{s}_{\text{LIQ}0} = 100 \text{ kJ/kmol K}$$

$$\text{C}_2\text{H}_6: T_0 = -100^\circ\text{C}, \quad P_0 = 1 \text{ MPa}, \quad \bar{s}_0^* = 200 \text{ kJ/kmol K}$$

$$\text{Also for } \text{CH}_4: T_C = 190.4 \text{ K}, \quad P_C = 4.60 \text{ MPa}$$

For a 50% mixture Kay's rule Eq.13.86:

$$T_{\text{cmix}} = 0.5 \times 190.4 + 0.5 \times 305.4 = 247.9 \text{ K}$$

$$P_{\text{cmix}} = 0.5 \times 4.60 + 0.5 \times 4.88 = 4.74 \text{ MPa}$$

IG MIX at $T_0 (= -100^\circ\text{C})$, $P_0 (= 1 \text{ MPa})$:

$$\text{CH}_4: T_{r0} = 0.91, \quad P_G = 0.57 \times 4.60 = 2.622 \text{ MPa}$$

$$\begin{aligned} \bar{s}_{0 \text{ CH}_4}^* &= \bar{s}_{\text{LIQ}0 P_G} + (\bar{s}^* - \bar{s}_{\text{LIQ}})_{\text{at } P_G} - \bar{R} \ln(P_0/P_G) \\ &= 100 + 4.01 \times 8.3145 - 8.3145 \ln(1/2.622) = 141.36 \end{aligned}$$

$$\bar{s}_{0 \text{ MIX}}^* = 0.5 \times 141.36 + 0.5 \times 200 - 8.3145(0.5 \ln 0.5 + 0.5 \ln 0.5) = 176.44$$

$$\bar{C}_{P0 \text{ MIX}} = 0.5 \times 16.04 \times 2.254 + 0.5 \times 30.07 \times 1.766 = 44.629$$

$$\bar{s}_{\text{TP MIX}}^* = 176.44 + 44.629 \ln \frac{293.2}{173.2} - 8.3145 \ln \frac{4}{1} = 188.41 \text{ kJ/kmol K}$$

$$\text{For the mixture at } T, P: T_r = 1.183, \quad P_r = 0.844$$

$$\text{Entropy departure } \bar{s}_{\text{TP MIX}}^* - \bar{s}_{\text{TP MIX}} = 0.4363 \times 8.3145 = 3.63 \text{ kJ/kmol K}$$

Therefore,

$$\bar{s}_{\text{TP MIX}} = 188.41 - 3.63 = \mathbf{184.78 \text{ kJ/kmol K}}$$

An alternative is to form the ideal gas mixture at T, P instead of at T_0, P_0 :

$$\begin{aligned} \bar{s}_{\text{TP CH}_4}^* &= \bar{s}_{\text{LIQ}0} + (\bar{s}^* - \bar{s}_{\text{LIQ}}) + \bar{C}_{P0 \text{ CH}_4} \ln \frac{T}{T_0} - \bar{R} \ln \frac{P}{P_G} \\ &\quad P_G, T_0 \quad \text{at } P_G, T_0 \end{aligned}$$

$$= 100 + 33.34 + 16.04 \times 2.254 \ln \frac{293.2}{173.2} - 8.3145 \ln \frac{4}{2.6}$$

$$= 100 + 33.34 + 19.03 - 3.53 = 148.84 \text{ kJ/kmol K}$$

$$\bar{s}_{\text{TP C}_2\text{H}_6}^* = 200 + 30.07 \times 1.766 \ln \frac{293.2}{173.2} - 8.3145 \ln \frac{4}{1}$$

$$= 200 + 27.96 - 11.53 = 216.43 \text{ kJ/kmol K}$$

$$\bar{s}_{\text{TP MIX}}^* = 0.5 \times 148.84 + 0.5 \times 216.43$$

$$- 8.3145(0.5 \ln 0.5 + 0.5 \ln 0.5) = 188.41 \text{ kJ/kmol K}$$

$$\bar{s}_{\text{TP MIX}} = 188.41 - 3.63 = \mathbf{184.78 \text{ kJ/kmol K}}$$

13.105

A cylinder/piston contains a gas mixture, 50% CO₂ and 50% C₂H₆ (mole basis) at 700 kPa, 35°C, at which point the cylinder volume is 5 L. The mixture is now compressed to 5.5 MPa in a reversible isothermal process. Calculate the heat transfer and work for the process, using the following model for the gas mixture:

- a. Ideal gas mixture.
- b. Kay's rule and the generalized charts.

- a) Ideal gas mixture

$$U_2 - U_1 = mC_{v, \text{mix}}(T_2 - T_1) = 0$$

$$Q_{12} = W_{12} = \int P dV = P_1 V_1 \ln(V_2/V_1) = -P_1 V_1 \ln(P_2/P_1)$$

$$= -700 \times 0.005 \ln(5500/700) = \mathbf{-7.71 \text{ kJ}}$$

- b) Kay's rule

$$T_{\text{cmix}} = 0.5 \times 304.1 + 0.5 \times 305.4 = 304.75 \text{ K}$$

$$P_{\text{cmix}} = 0.5 \times 7.38 + 0.5 \times 4.88 = 6.13 \text{ MPa}$$

$$T_{r1} = 308.15/304.75 = 1.011, \quad P_{r1} = 0.7/6.13 = 0.1142$$

$$Z_1 = 0.96, \quad \Delta h_1 = 0.12, \quad \Delta s_1 = 0.08$$

$$n = P_1 V_1 / Z_1 \bar{R} T_1 = \frac{700 \times 0.005}{0.962 \times 8.3145 \times 308.15} = 0.00142 \text{ kmol}$$

$$T_{r2} = T_{r1}, \quad P_{r2} = 5.5/6.13 = 0.897,$$

$$Z_2 = 0.58, \quad \Delta h_2 = 1.35, \quad \Delta s_2 = 1.0$$

$$\bar{h}_2 - \bar{h}_1 = (\bar{h}_2 - \bar{h}_1) - \bar{R} T_c (\Delta h_2 - \Delta h_1)$$

$$= 0 - 8.3145 \times 304.75(1.35 - 0.12) = -3117$$

$$\bar{u}_2 - \bar{u}_1 = \bar{h}_2 - \bar{h}_1 + \bar{R} T(Z_1 - Z_2) = -3117$$

$$+ 8.3145 \times 308.15(0.96 - 0.58) = -2143 \text{ kJ/kmol}$$

$$Q_{12} = nT(\bar{s}_2 - \bar{s}_1)_T = 0.00142 \times 308.15 \times 8.3145[0 - \ln(5.5/0.7) - 1.0$$

$$+ 0.08] = \mathbf{-10.85 \text{ kJ}}$$

$$W_{12} = Q_{12} - n(\bar{u}_2 - \bar{u}_1) = -10.85 - 0.00142(-2143) = \mathbf{-7.81 \text{ kJ}}$$

13.106

A cylinder/piston contains a gas mixture, 50% CO₂ and 50% C₂H₆ (mole basis) at 700 kPa, 35°C, at which point the cylinder volume is 5 L. The mixture is now compressed to 5.5 MPa in a reversible isothermal process. Calculate the heat transfer and work for the process, using the following model for the gas mixture:

- a. Ideal gas mixture.
- b. The van der Waals equation of state.

a) Ideal gas mixture

$$U_2 - U_1 = mC_{v, \text{mix}}(T_2 - T_1) = 0$$

$$Q_{12} = W_{12} = \int P dV = P_1 V_1 \ln(V_2/V_1) = -P_1 V_1 \ln(P_2/P_1)$$

$$= -700 \times 0.005 \ln(5500/700) = \mathbf{-7.71 \text{ kJ}}$$

b) van der waal's equation

For CO₂ :

$$b = \bar{R} T_c / 8P_c = 8.3145 \times 304.1/8 \times 7380 = 0.04282$$

$$a = 27 P_c b^2 = 27 \times 7380 \times 0.04282^2 = 365.45$$

For C₂H₆ :

$$b = \bar{R} T_c / 8P_c = 8.3145 \times 305.4/8 \times 4880 = 0.06504$$

$$a = 27 P_c b^2 = 27 \times 4880 \times 0.06504^2 = 557.41$$

$$a_{\text{mix}} = (0.5\sqrt{365.45} + 0.5\sqrt{557.41})^2 = 456.384$$

$$b_{\text{mix}} = 0.5 \times 0.04282 + 0.5 \times 0.06504 = 0.05393$$

$$\frac{8.3145 \times 308.2}{\bar{v}_1 - 0.05393} - \frac{456.384}{\bar{v}_1^2} - 700 = 0$$

$$\text{By trial and error: } \bar{v}_1 = 3.5329 \text{ m}^3/\text{kmol}$$

$$\frac{8.3145 \times 308.2}{\bar{v}_2 - 0.05393} - \frac{456.384}{\bar{v}_2^2} - 5500 = 0$$

$$\text{By trial and error: } \bar{v}_2 = 0.2815 \text{ m}^3/\text{kmol}$$

$$n = V_1/\bar{v}_1 = 0.005/3.5329 = 0.00142$$

$$Q_{12} = nT(\bar{s}_2 - \bar{s}_1)_T = n \bar{R} T \ln \frac{\bar{v}_2 - b}{\bar{v}_1 - b}$$

$$= 0.00142 \times 8.3145 \times 308.2 \ln \frac{0.2815 - 0.05392}{3.5329 - 0.05392} = \mathbf{-9.93 \text{ kJ}}$$

$$U_2 - U_1 = 0.00142 \times 456.39(3.5329^{-1} - 0.2815^{-1}) = -2.12 \text{ kJ}$$

$$Q_{12} = U_2 - U_1 + W_{12} \Rightarrow W_{12} = -9.93 - (-2.12) = \mathbf{-7.81 \text{ kJ}}$$

Review Problems

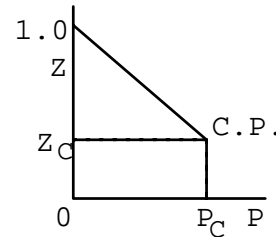
13.107

Consider a straight line connecting the point $P = 0, Z = 1$ to the critical point $P = P_C, Z = Z_C$ on a Z versus P compressibility diagram. This straight line will be tangent to one particular isotherm at low pressure. The experimentally determined value is about $0.8 T_C$. Determine what value of reduced temperature is predicted by an equation of state, using the van der Waals equation and the Redlich-Kwong equation. See also note for Problem 13.56.

$$\text{slope} = \frac{Z_C - 1}{P_C - 0}$$

But also equals $\lim_{P \rightarrow 0} \left(\frac{\partial Z}{\partial P} \right)_T$ for $T = T'$

From solution **13.25**



$$\lim_{P \rightarrow 0} \left(\frac{\partial Z}{\partial P} \right)_T = \lim_{P \rightarrow 0} \frac{Z-1}{P-0} = \frac{1}{RT} \lim_{P \rightarrow 0} \left(v - \frac{RT}{P} \right)$$

VDW: using solution **13.25:** $\lim_{P \rightarrow 0} \left(\frac{\partial Z}{\partial P} \right)_T = \frac{Z_C - 1}{P_C} = \frac{1}{RT'} \left[b - \frac{a}{RT'} \right]$

or $\left(\frac{1-Z_C}{P_C} \right) (RT')^2 + bRT' - a = 0$

Substituting $Z_C = \frac{3}{8}$, $a = \frac{27 R^2 T_C^2}{64 P_C}$, $b = \frac{RT_C}{8P_C}$

$40 T_r'^2 + 8 T_r' - 27 = 0$ solving, $T_r' = \mathbf{0.727}$

Redlich-Kwong: using solution **13.25,**

$$\lim_{P \rightarrow 0} \left(\frac{\partial Z}{\partial P} \right)_T = \frac{Z_C - 1}{P_C} = \frac{1}{RT'} \left[b - \frac{a}{RT'^{3/2}} \right] \text{ or } \left(\frac{1-Z_C}{P_C} \right) R^2 T'^{5/2} + bRT'^{3/2} - a = 0$$

Substitute $Z_C = \frac{1}{3}$, $a = 0.42748 \frac{R^2 T_C^{5/2}}{P_C}$, $b = 0.08664 \frac{RT_C}{P_C}$

get $\frac{2}{3} T_r'^{5/2} + 0.08664 T_r'^{3/2} - 0.42748 = 0$

solving, $T_r' = \mathbf{0.787}$

13.108

A 200-L rigid tank contains propane at 400 K, 3.5 MPa. A valve is opened, and propane flows out until half the initial mass has escaped, at which point the valve is closed. During this process the mass remaining inside the tank expands according to the relation $Pv^{1.4} = \text{constant}$. Calculate the heat transfer to the tank during the process.

$$\text{C}_3\text{H}_8: V = 200 \text{ L}, T_1 = 400 \text{ K}, P_1 = 3.5 \text{ MPa}$$

$$\text{Flow out to } m_2 = m_1/2 ; Pv^{1.4} = \text{const inside}$$

$$T_{r1} = \frac{400}{369.8} = 1.082, P_{r1} = \frac{3.5}{4.25} = 0.824 \quad \text{Fig D.1: } Z_1 = 0.74$$

$$v_1 = \frac{0.74 \times 0.18855 \times 400}{3500} = 0.01594, v_2 = 2v_1 = 0.03188$$

$$m_1 = \frac{0.2}{0.01594} = 12.55 \text{ kg}, \quad m_2 = \frac{1}{2}m_1 = 6.275 \text{ kg},$$

$$P_2 = P_1 \left(\frac{v_1}{v_2} \right)^{1.4} = \frac{3500}{2^{1.4}} = 1326 \text{ kPa}$$

$$\left. \begin{array}{l} P_{r2} = \frac{1.326}{4.25} = 0.312 \\ P_2 v_2 = Z_2 R T_2 \end{array} \right\} \begin{array}{l} \text{Trial \& error: saturated with} \\ T_2 = 0.826 \times 369.8 = 305.5 \text{ K \&} \\ Z_2 = \frac{1326 \times 0.03188}{0.18855 \times 305.5} = 0.734 \end{array}$$

$$Z_2 = Z_{F2} + x_2(Z_{G2} - Z_{F2}) = 0.734 = 0.05 + x_2(0.78 - 0.05) \Rightarrow x_2 = 0.937$$

$$(h_1^* - h_1) = 0.18855 \times 369.8(0.9) = 62.8$$

$$(h_2^* - h_1^*) = 1.6794(305.5 - 400) = -158.7$$

$$\begin{aligned} (h_2^* - h_2) &= (h_2^* - h_{F2}) - x_2 h_{FG2} = 0.18855 \times 369.8 \left[4.41 - 0.937(4.41 - 0.55) \right] \\ &= 55.3 \end{aligned}$$

$$\text{1st law: } Q_{CV} = m_2 h_2 - m_1 h_1 + (P_1 - P_2)V + m_e h_{e,AVE}$$

$$\text{Let } h_1^* = 0 \text{ then } h_1 = 0 + (h_1 - h_1^*) = -62.8$$

$$h_2 = h_1^* + (h_2^* - h_1^*) + (h_2 - h_2^*) = 0 - 158.7 - 55.3 = -214.0$$

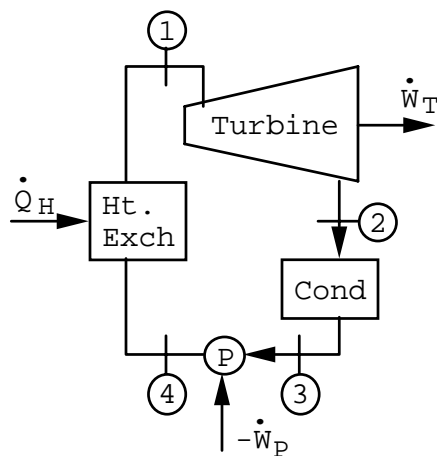
$$h_{e,AVE} = (h_1 + h_2)/2 = -138.4$$

$$Q_{CV} = 6.275(-214.0) - 12.55(-62.8)$$

$$+ (3500 - 1326) \times 0.2 + 6.275(-138.4) = \mathbf{-981.4 \text{ kJ}}$$

13.109

A newly developed compound is being considered for use as the working fluid in a small Rankine-cycle power plant driven by a supply of waste heat. Assume the cycle is ideal, with saturated vapor at 200°C entering the turbine and saturated liquid at 20°C exiting the condenser. The only properties known for this compound are molecular weight of 80 kg/kmol, ideal gas heat capacity $C_{p0} = 0.80$ kJ/kg K and $T_C = 500$ K, $P_C = 5$ MPa. Calculate the work input, per kilogram, to the pump and the cycle thermal efficiency.



$$T_1 = 200^\circ\text{C} = 473.2 \text{ K}, \quad x_1 = 1.0$$

$$T_3 = 20^\circ\text{C} = 293.2 \text{ K}, \quad x_3 = 0.0$$

Properties known:

$$M = 80, \quad C_{p0} = 0.8 \text{ kJ/kg K}$$

$$T_C = 500 \text{ K}, \quad P_C = 5.0 \text{ MPa}$$

$$T_{r1} = \frac{473.2}{500} = 0.946, \quad T_{r3} = \frac{293.2}{500} = 0.586$$

$$R = R/M = 8.31451/80 = 0.10393 \text{ kJ/kg K}$$

From Fig. D.1,

$$P_{r1} = 0.72, \quad P_1 = 0.72 \times 5 = 3.6 \text{ MPa} = P_4$$

$$P_{r3} = 0.023, \quad P_3 = 0.115 \text{ MPa} = P_2, \quad Z_{F3} = 0.004$$

$$v_{F3} = \frac{Z_{F3}RT_3}{P_3} = \frac{0.004 \times 0.10393 \times 293.2}{115} = 0.00106 \text{ m}^3/\text{kg}$$

$$w_p = - \int_3^4 v dP \approx v_{F3}(P_4 - P_3) = -0.00106(3600 - 115) = -3.7 \text{ kJ/kg}$$

$$q_H + h_4 = h_1, \quad \text{but } h_3 = h_4 + w_p \Rightarrow q_H = (h_1 - h_3) + w_p$$

From Fig. D.2:

$$(h_1^* - h_1) = RT_C \times 1.25 = 0.10393 \times 500 \times 1.25 = 64.9 \text{ kJ/kg}$$

$$(h_3^* - h_3) = 0.10393 \times 500 \times 5.2 = 270.2 \text{ kJ/kg}$$

$$(h_1^* - h_3^*) = C_{p0}(T_1 - T_3) = 0.80(200 - 20) = 144.0 \text{ kJ/kg}$$

$$(h_1 - h_3) = -64.9 + 144.0 + 270.2 = 349.3 \text{ kJ/kg}$$

$$q_H = 349.3 + (-3.7) = 345.6 \text{ kJ/kg}$$

$$\text{Turbine, } (s_2 - s_1) = 0 = -(s_2^* - s_2) + (s_2^* - s_1^*) + (s_1^* - s_1)$$

From Fig. D.3,

$$(s_1^* - s_1) = 0.10393 \times 0.99 = 0.1029 \text{ kJ/kg K}$$

$$(s_2^* - s_1^*) = 0.80 \ln \frac{293.2}{473.2} - 0.10393 \ln \frac{115}{3600} = -0.0250$$

Substituting,

$$s_2 - s_2^* = +0.1029 - 0.0250 = 0.0779 = (s_2 - s_{F2}^*) - x_2 s_{FG2}^*$$

$$0.0779 = 0.10393 \times 8.85 - x_2 \times 0.10393(8.85 - 0.06) \Rightarrow x_2 = 0.922$$

$$(h_2 - h_1) = (h_2 - h_{F2}^*) - x_2 h_{FG2}^*$$

From Fig. D.2,

$$h_{FG2}^* = 0.10393 \times 500 (5.2 - 0.07) = 266.6$$

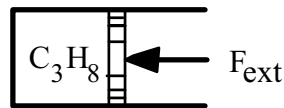
$$(h_2 - h_1) = 270.2 - 0.922 \times 266.6 = 25.0$$

$$w_T = (h_1 - h_2) = -64.9 + 144.0 + 25.0 = 104.1 \text{ kJ/kg}$$

$$\eta_{TH} = \frac{w_{NET}}{q_H} = \frac{104.1 - 3.7}{345.6} = \mathbf{0.29}$$

13.110

A cylinder fitted with a movable piston contains propane, initially at 67°C and 50 % quality, at which point the volume is 2 L. The piston has a cross-sectional area of 0.2 m². The external force on the piston is now gradually reduced to a final value of 85 kN, during which process the propane expands to ambient temperature, 4°C. Any heat transfer to the propane during this process comes from a constant-temperature reservoir at 67°C, while any heat transfer from the propane goes to the ambient. It is claimed that the propane does 30 kJ of work during the process. Does this violate the second law?



+Q from T_{res} = 67°C
 -Q to Environment T_o = 4°C
 F_{ext 2} = 85 kN

Propane: T_c = 369.8 K, P_c = 4.25 MPa, R = 0.18855 kJ/kg K, C_p = 1.679 kJ/kg K

State 1: T₁ = 67°C = 340.2 K, x₁ = 0.5, V₁ = 2.0 L

$$T_{r1} = 0.92, \text{ Fig D.1, } P_{r1} = 0.61, P_1 = P_{r1}P_c = 2.592 \text{ MPa}$$

$$Z_{f1} = 0.10, Z_{g1} = 0.64, Z_1 = (1 - x_1)Z_{f1} + x_1Z_{g1} = 0.37$$

$$m = \frac{P_1 V_1}{Z_1 R T_1} = 0.218 \text{ kg, } (h_1^* - h_1)_f = 3.95 RT_c, (h_1^* - h_1)_g = 1.03 RT_c$$

$$(s_1^* - s_1)_f = 4.0 R, (s_1^* - s_1)_g = 0.82 R$$

State 2: T₂ = 4°C = 277.2 K, F_{ext 2} = 85 kN

$$T_{r2} = 0.75, P_2^{\text{sat}} = P_{r2}^{\text{sat}} P_c = 0.165 \times 4250 = 701 \text{ kPa}$$

$$P_2 = F_{\text{ext } 2} / A_p = 425 \text{ kPa, } P_2 < P_2^{\text{sat}} \rightarrow \text{State 2 is a vapor}$$

$$P_{r2} = 0.10, Z_2 = 0.92, V_2 = m Z_2 R T_2 / P_2 = 0.0247 \text{ m}^3$$

$$h_2^* - h_2 = 0.18 RT_c = 12.6 \text{ kJ/kg, } s_2^* - s_2 = 0.16 R = 0.0302 \text{ kJ/kg K}$$

1st Law: ${}_1Q_2 = m(u_2 - u_1) + {}_1W_2$; ${}_1W_2 = 30 \text{ kJ, } u = h - Pv$

$${}_1Q_2 = m(h_2 - h_1) - P_2 V_2 + P_1 V_1 + {}_1W_2$$

$$(h_2 - h_1) = (h_2 - h_2^*) + (h_2^* - h_1^*) + (h_1^* - h_1)$$

$$(h_1^* - h_1) = (1 - x_1)(h_1^* - h_1)_f + x_1 (h_1^* - h_1)_g = 173.6 \text{ kJ/kg}$$

$$h_2^* - h_1^* = C_p(T_2 - T_1) = -105.8 \text{ kJ/kg}$$

$$\begin{aligned} {}_1Q_2 &= 0.218 (-12.6 - 105.8 + 173.6) - 425 \times 0.0247 + 2592 \times 0.002 + 30 \\ &= 36.7 \text{ kJ} \end{aligned}$$

$$2^{\text{nd}} \text{ Law: } \Delta S_{\text{net}} = m(s_2 - s_1) - \frac{{}_1Q_2}{T}; \quad T_{\text{res}} = 67^\circ\text{C} = 340.2 \text{ K}$$

$$s_2 - s_1 = (s_2 - s_2^*) + (s_2^* - s_1^*) + (s_1^* - s_1)$$

$$s_1^* - s_1 = (1 - x_1)(s_1^* - s_1)_f + x_1 (s_1^* - s_1)_g = 0.4544 \text{ kJ/kg-K}$$

$$s_2^* - s_1^* = C_p \ln \frac{T_2}{T_1} - R \ln \frac{P_2}{P_1} = -0.0030 \text{ kJ/kg K}$$

$$\Delta S_{\text{net}} = 0.218 (-0.0302 - 0.0030 + 0.4544) - 36.7/340.2 = \mathbf{-0.0161 \text{ kJ/K};}$$

$$\Delta S_{\text{net}} < 0 \quad \mathbf{\text{Process is Impossible}}$$

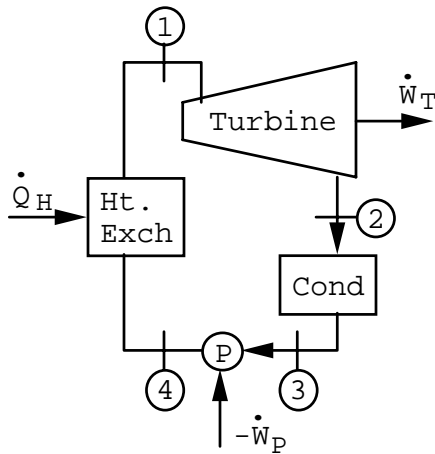
13.111

One kilogram per second water enters a solar collector at 40°C and exits at 190°C, as shown in Fig. P13.111. The hot water is sprayed into a direct-contact heat exchanger (no mixing of the two fluids) used to boil the liquid butane. Pure saturated-vapor butane exits at the top at 80°C and is fed to the turbine. If the butane condenser temperature is 30°C and the turbine and pump isentropic efficiencies are each 80%, determine the net power output of the cycle.

H₂O cycle: solar energy input raises 1 kg/s of liquid H₂O from 40°C to 190°C.

Therefore, corresponding heat input to the butane in the heat exchanger is

$$\dot{Q}_H = \dot{m}(h_{F 190^\circ C} - h_{F 40^\circ C})_{H_2O} = 1(807.62 - 167.57) = 640.05 \text{ kW}$$



C₄H₁₀ cycle

$$T_1 = 80^\circ C, x_1 = 1.0 ; T_3 = 30^\circ C, x_3 = 0.0$$

$$\eta_{ST} = \eta_{SP} = 0.80$$

$$T_{r1} = \frac{353.2}{425.2} = 0.831$$

From D.1, D.2 and D.3:

$$P_1 = 0.325 \times 3800 = 1235 \text{ kPa}$$

$$(h_1^* - h_1) = 0.14304 \times 425.2 \times 0.56 = 34.1$$

$$(s_1^* - s_1) = 0.14304 \times 0.475 = 0.0680$$

$$T_{r3} = \frac{303.2}{425.2} = 0.713$$

$$\text{From D.1, D.2 and D.3: } P_3 = 0.113 \times 3800 = 429 \text{ kPa}$$

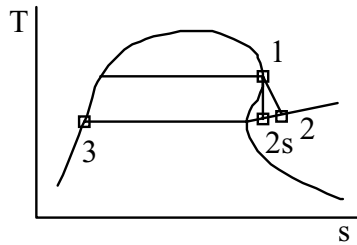
$$\text{sat. liq.: } (h^* - h_F) = RT_C \times 4.81 = 292.5 ; \quad (s^* - s_F) = R \times 6.64 = 0.950$$

$$\text{sat. vap.: } (h^* - h_G) = RT_C \times 0.235 = 14.3 ; \quad (s^* - s_G) = R \times 0.22 = 0.031$$

Because of the combination of properties of C₄H₁₀ (particularly the large C_{p0}/R), s₁ is larger than s_G at T₃. To demonstrate,

$$(s_1^* - s_{G3}^*) = 1.7164 \ln \frac{353.2}{303.2} - 0.14304 \ln \frac{1235}{429} = 0.1107$$

$$(s_1 - s_{G3}) = -0.0680 + 0.1107 + 0.031 = +0.0737 \text{ kJ/kg K}$$



so that T_{2S} will be $> T_3$, as shown in the T-s diagram. A number of other heavy hydrocarbons also exhibit this behavior.

Assume $T_{2S} = 315 \text{ K}$, $T_{r2S} = 0.741$

From D.2 and D.3:

$$(h_{2S}^* - h_{2S}) = RT_C \times 0.21 = 12.8 \quad \text{and} \quad (s_{2S}^* - s_{2S}) = R \times 0.19 = 0.027$$

$$(s_1^* - s_{2S}^*) = 1.7164 \ln \frac{353.2}{315} - 0.14304 \ln \frac{1235}{429} = +0.0453$$

$$(s_1 - s_{2S}) = -0.0680 + 0.0453 + 0.027 \approx 0$$

$$\Rightarrow T_{2S} = 315 \text{ K}$$

$$(h_1^* - h_{2S}^*) = 1.7164(353.2 - 315) = 65.6$$

$$w_{ST} = h_1 - h_{2S} = -34.1 + 65.6 + 12.8 = 44.3 \text{ kJ/kg}$$

$$w_T = \eta_S \times w_{ST} = 0.80 \times 44.3 = 35.4 \text{ kJ/kg}$$

At state 3,

$$v_3 = \frac{0.019 \times 0.14304 \times 303.2}{429} = 0.00192 \text{ m}^3/\text{kg}$$

$$-w_{SP} \approx v_3(P_4 - P_3) = 0.00192(1235 - 429) = 1.55 \text{ kJ/kg}$$

$$-w_P = \frac{-w_{SP}}{\eta_{SP}} = \frac{1.55}{0.8} = 1.94 \text{ kJ/kg}$$

$$w_{NET} = w_T + w_P = 35.4 - 1.94 = 33.46 \text{ kJ/kg}$$

For the heat exchanger,

$$\dot{Q}_H = 640.05 = \dot{m}_{C_4H_{10}}(h_1 - h_4)$$

$$\text{But } h_1 - h_4 = h_1 - h_3 + w_P$$

$$h_1 - h_3 = (h_1 - h_1^*) + (h_1^* - h_3^*) + (h_3^* - h_3)$$

$$= -34.1 + 1.716(80 - 30) + 292.5 = 344.2 \text{ kJ/kg}$$

Therefore,

$$\dot{m}_{C_4H_{10}} = \frac{640.05}{344.2 - 1.94} = 1.87 \text{ kg/s}$$

$$\dot{W}_{NET} = \dot{m}_{C_4H_{10}} w_{NET} = 1.87 \times 33.46 = \mathbf{62.57 \text{ kW}}$$

13.112

A piston/cylinder contains ethane gas, initially at 500 kPa, 100 L, and at ambient temperature, 0°C. The piston is now moved, compressing the ethane until it is at 20°C, with a quality of 50%. The work required is 25% more than would have been required for a reversible polytropic process between the same initial and final states. Calculate the heat transfer and the net entropy change for the process.

$$\text{Ethane: } T_c = 305.4 \text{ K}, P_c = 4.88 \text{ MPa},$$

$$R = 0.2765 \text{ kJ/kg-K}, C_p = 1.766 \text{ kJ/kg K}$$

$$\text{State 1: } T_{r1} = 0.895, P_{r1} = 0.102 \rightarrow Z_1 = 0.95$$

$$v_1 = Z_1 R T_1 / P_1 = 0.1435 \text{ m}^3/\text{kg}, \quad m_1 = V_1 / v_1 = 0.697 \text{ kg}$$

$$(h_1^* - h_1) = 0.13 R T_c = 11.0 \text{ kJ/kg}, \quad (s_1^* - s_1) = 0.09 R = 0.025 \text{ kJ/kg K}$$

$$\text{State 2: } T_2 = 20^\circ\text{C}, x_2 = 0.5, \quad {}_1W_2 = 1.25W_{\text{rev}}$$

$$T_{r2} = 0.96, \quad P_{r2} = 0.78, \quad P_2 = P_{r2} P_c = 3806 \text{ kPa}$$

$$Z_{f2} = 0.14, \quad Z_{g2} = 0.54, \quad Z_2 = (1 - x_2)Z_f + x_2Z_g = 0.34$$

$$(h_2^* - h_2) = (1 - x_2) 3.65 R T_c + x_2 (1.39 R T_c) = 212.8 \text{ kJ/kg}$$

$$(s_2^* - s_2) = (1 - x_2) 3.45 R + x_2 \times 1.10 R = 0.629 \text{ kJ/kg K}$$

$$v_2 = Z_2 R T_2 / P_2 = 0.0072 \text{ m}^3/\text{kg}, \quad V_2 = m v_2 = 0.005 \text{ m}^3$$

$$P_1 V_1^n = P_2 V_2^n, \quad \ln \frac{P_2}{P_1} = n \ln \frac{V_1}{V_2} \rightarrow n = 0.6783$$

$$W_{\text{rev}} = \int P dV = \frac{P_2 V_2 - P_1 V_1}{1 - n} = -96.3 \text{ kJ}, \quad {}_1W_2 = 1.25W_{\text{rev}} = -120.4 \text{ kJ}$$

$$\text{a) 1}^{\text{st}} \text{ Law: } {}_1Q_2 = m(u_2 - u_1) + {}_1W_2; \quad u = h - Pv$$

$$h_2 - h_1 = (h_2 - h_2^*) + (h_2^* - h_1^*) + (h_1^* - h_1)$$

$$= -212.8 + 1.766(20 - 0) + 11.0 = -166.5 \text{ kJ/kg}$$

$$u_2 - u_1 = (h_2 - h_1) - (P_2 v_2 - P_1 v_1) = -122.2 \text{ kJ/kg}$$

$${}_1Q_2 = 0.697(-122.2) - 120.4 = \mathbf{-205.6 \text{ kJ}}$$

$$\text{b) 2}^{\text{nd}} \text{ Law: } \Delta S_{\text{net}} = m(s_2 - s_1) - {}_1Q_2 / T_o; \quad T_o = 0^\circ\text{C}$$

$$s_2 - s_1 = (s_2 - s_2^*) + (s_2^* - s_1^*) + (s_1^* - s_1)$$

$$(s_2^* - s_1^*) = C_p \ln(T_2 / T_1) - R \ln(P_2 / P_1) = -0.436 \text{ kJ/kg K},$$

$$\Delta S_{\text{net}} = 0.697(-0.629 - 0.436 + 0.025) + \frac{205.6}{273.2} = \mathbf{0.028 \text{ kJ/K}}$$

13.113

An experiment is conducted at -100°C inside a rigid sealed tank containing liquid R-22 with a small amount of vapor at the top. When the experiment is done the container and the R-22 warms up to room temperature of 20°C . What is the pressure inside the tank during the experiment? If the pressure at room temperature should not exceed 1 MPa, what is the maximum percent of liquid by volume that can be used during the experiment?

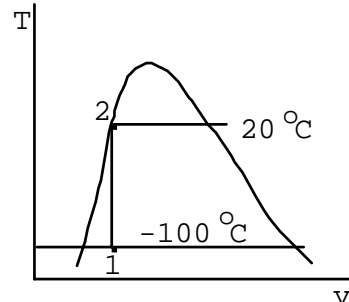
R-22 tables Go to -70°C

a) For $h_{FG} \approx \text{const}$ &

$$v_{FG} \approx v_G \approx \frac{RT}{P_G}$$

$$\ln \frac{P_{G1}}{P_{G0}} \approx \frac{h_{FG}}{R} \left[\frac{1}{T_0} - \frac{1}{T_1} \right]$$

extrapolating from -70°C



(Table B.4.1) to $T_{\text{AVE}} = -85^\circ\text{C}$, $h_{FG} \approx 256.5$

$$\text{Also } R = \frac{8.3145}{86.469} = 0.09615 \text{ kJ/kg K}$$

For $T_0 = 203.2 \text{ K}$ & $T_1 = 173.2 \text{ K}$

$$\ln \left(\frac{P_{G1}}{20.5} \right) = \frac{256.5}{0.09615} \left[\frac{1}{203.2} - \frac{1}{173.2} \right]$$

$$P_{G1} = \mathbf{2.107 \text{ kPa}}$$

b) Extrapolating v_F from -70°C to $T_1 = -100^\circ\text{C}$

$$v_{F1} \approx 0.000634$$

$$\text{Also } v_{G1} \approx \frac{RT_1}{P_{G1}} = \frac{0.09615 \times 173.2}{2.107} = 7.9037$$

Since $v_1 = v_2 \approx v_{F2} = 0.000824$

$$0.000824 = 0.000634 + x_1 \times 7.9031 \Rightarrow x_1 = 2.404 \times 10^{-5}$$

$$\frac{V_{\text{LIQ}1}}{m} = (1-x_1)v_{F1} = 0.000634, \quad \frac{V_{\text{VAP}1}}{m} = x_1 v_{G1} = 0.000190$$

$$\% \text{ LIQ, by vol.} = \frac{0.000634}{0.000824} \times 100 = \mathbf{76.9 \%}$$

13.114

The refrigerant R-152a, difluoroethane, is tested by the following procedure. A 10-L evacuated tank is connected to a line flowing saturated-vapor R-152a at 40°C. The valve is then opened, and the fluid flows in rapidly, so that the process is essentially adiabatic. The valve is to be closed when the pressure reaches a certain value P_2 , and the tank will then be disconnected from the line. After a period of time, the temperature inside the tank will return to ambient temperature, 25°C, through heat transfer with the surroundings. At this time, the pressure inside the tank must be 500 kPa. What is the pressure P_2 at which the valve should be closed during the filling process? The ideal gas specific heat of R-152a is $C_{p0} = 0.996$ kJ/kg K.

$$\text{R-152a } \text{CHF}_2\text{CH}_3 : \text{ A.2: } M = 66.05, T_C = 386.4 \text{ K}, P_C = 4.52 \text{ MPa},$$

$$T_3 = T_0 = 25^\circ\text{C}, P_3 = 500 \text{ kPa}, R = \bar{R}/M = 8.3145/66.05 = 0.12588$$

$$T_{r3} = 298.2/386.4 = 0.772, \quad P_{r3} = 500/4520 = 0.111$$

$$\text{From D.1 and D.2 at 3: } Z_3 = 0.92, \quad (h^* - h)_3 = 0.19 RT_C$$

$$\Rightarrow m_3 = m_2 = m_1 = \frac{P_3 V}{Z_3 R T_3} = \frac{500 \times 0.010}{0.92 \times 0.12588 \times 298.2} = 0.145 \text{ kg}$$

$$\text{Filling process: Energy Eq.: } h_i = u_2 = h_2 - Z_2 R T_2$$

$$\text{or } (h_2 - h_2^*) + C_{p0}(T_2 - T_i) + (h_i^* - h_i) - P_2 V / m_2 = 0$$

$$\text{From D.2 with } T_{ri} = 313.2/386.4 = 0.811,$$

$$(h_i^* - h_i) = 0.12588 \times 386.4 \times 0.49 = 23.8 ; \quad P_i = 0.276 \times 4520 = 1248 \text{ kPa}$$

$$\text{Assume } P_2 = 575 \text{ kPa}, \quad P_{r2} = 0.127$$

$$\text{Now assume } T_2 = 339 \text{ K}, T_{r2} = 0.877 \Rightarrow \text{From D.1: } Z_2 = 0.93$$

$$\Rightarrow \frac{Z_2 T_2}{P_2} = \frac{0.93 \times 339}{575} = 0.5483 \approx \frac{Z_3 T_3}{P_3} = \frac{0.92 \times 298.2}{500} = 0.5487$$

$\Rightarrow T_2 = 339 \text{ K}$ is the correct T_2 for the assumed P_2 of 575 kPa. Now check the 1st law to see if 575 kPa is the correct P_2 .

$$\text{From D.2, } h_2^* - h_2 = 0.12588 \times 386.4 \times 0.17 = 8.3$$

$$\text{Energy eq.: } -8.3 + 0.996(339 - 313.2) + 23.8 - \frac{575 \times 0.010}{0.1456} = +1.5 \approx 0$$

$$\Rightarrow P_2 = \mathbf{575 \text{ kPa}}$$

(Note: for $P_2 = 580 \text{ kPa}$, $T_2 = 342 \text{ K}$, 1st law sum = +4.2)

13.115

Carbon dioxide gas enters a turbine at 5 MPa, 100°C, and exits at 1 MPa. If the isentropic efficiency of the turbine is 75%, determine the exit temperature and the second-law efficiency.

$$\text{CO}_2 \text{ turbine: } \eta_S = w/w_S = 0.75$$

$$\text{inlet: } T_1 = 100^\circ\text{C}, P_1 = 5 \text{ MPa}, \text{ exhaust: } P_2 = 1 \text{ MPa}$$

$$\text{a) } P_{r1} = \frac{5}{7.38} = 0.678, T_{r1} = \frac{373.2}{304.1} = 1.227, P_{r2} = \frac{1}{7.38} = 0.136$$

From D.2 and D.3,

$$(h_1^* - h_1) = 0.18892 \times 304.1 \times 0.52 = 29.9$$

$$(s_1^* - s_1) = 0.18892 \times 0.30 = 0.0567$$

$$\text{Assume } T_{2S} = 253 \text{ K}, T_{r2S} = 0.832$$

$$\text{From D.2 and D.3: } (h_{2S}^* - h_{2S}) = RT_C \times 0.20 = 11.5$$

$$(s_{2S}^* - s_{2S}) = R \times 0.17 = 0.0321$$

$$(s_{2S}^* - s_1^*) = 0.8418 \ln \frac{253}{373.2} - 0.18892 \ln \frac{1}{5} = -0.0232$$

$$(s_{2S} - s_1) = -0.0321 - 0.0232 + 0.0567 \approx 0$$

$$\Rightarrow T_{2S} = 253 \text{ K}$$

$$(h_{2S}^* - h_1^*) = 0.8418(253 - 373.2) = -101.2$$

$$w_S = (h_1 - h_{2S}) = -29.9 + 101.2 + 11.5 = 82.8 \text{ kJ/kg}$$

$$w = \eta_S \times w_S = 0.75 \times 82.8 = 62.1 \text{ kJ/kg} = (h_1 - h_1^*) + (h_1^* - h_2^*) + (h_2^* - h_2)$$

$$\text{Assume } T_2 = 275 \text{ K}, T_{r2} = 0.904$$

$$(h_1^* - h_2^*) = 0.8418(373.2 - 275) = 82.7$$

From D.2 and D.3,

$$(h_2 - h_2^*) = RT_C \times 0.17 = 9.8 ; \quad (s_2 - s_2^*) = R \times 0.13 = 0.0245$$

Substituting,

$$w = -29.9 + 82.7 + 9.8 = 62.7 \approx 62.1 \quad \Rightarrow T_2 = \mathbf{275 \text{ K}}$$

$$\text{b) } (s_2 - s_1^*) = 0.8418 \ln \frac{275}{373.2} - 0.18892 \ln \frac{1}{5} = +0.0470$$

$$(s_2 - s_1) = -0.0245 + 0.0470 + 0.0567 = +0.0792$$

Assuming $T_0 = 25 \text{ }^\circ\text{C}$,

$$(\phi_1 - \phi_2) = (h_1 - h_2) - T_0(s_1 - s_2) = 62.1 + 298.2(0.0792) = 85.7 \text{ kJ/kg}$$

$$\eta_{2\text{nd Law}} = \frac{w}{\phi_1 - \phi_2} = \frac{62.1}{85.7} = \mathbf{0.725}$$

13.116

A 4- m³ uninsulated storage tank, initially evacuated, is connected to a line flowing ethane gas at 10 MPa, 100°C. The valve is opened, and ethane flows into the tank for a period of time, after which the valve is closed. Eventually, the whole system cools to ambient temperature, 0°C, at which time it contains one-fourth liquid and three-fourths vapor, by volume. For the overall process, calculate the heat transfer from the tank and the net change of entropy.

$$\text{Rigid tank } V = 4 \text{ m}^3, m_1 = 0$$

$$\text{Line: } C_2H_6 \text{ at } P_i = 10 \text{ MPa}, T_i = 100 \text{ }^\circ\text{C}$$

$$\text{Flow in, then cool to } T_2 = T_0 = 0 \text{ }^\circ\text{C}, V_{\text{LIQ}2} = 1 \text{ m}^3 \text{ \& } V_{\text{VAP}2} = 3 \text{ m}^3$$

$$M = 30.07, R = 0.2765, C_{p0} = 1.766$$

$$P_{ri} = \frac{10}{4.88} = 2.049, T_{ri} = \frac{373.2}{305.4} = 1.225$$

From D.2 and D.3,

$$(h_i^* - h_i) = 0.2765 \times 305.4 \times 2.0 = 168.9 \text{ and } (s_i^* - s_i) = 0.2765 \times 1.22 = 0.3373$$

$$T_{r2} = \frac{273.2}{305.4} = 0.895$$

$$\text{From D.1, D.2 and D.3, } P_2 = P_G = 0.51 \times 4880 = 2489 \text{ kPa}$$

$$\text{sat. liq.: } Z_F = 0.087; (h^* - h_F) = RT_C \times 4.09 = 345.4; (s^* - s_F) = R \times 4.3 = 1.189$$

$$\text{sat. vap.: } Z_G = 0.68; (h^* - h_G) = RT_C \times 0.87 = 73.5; (s^* - s_G) = R \times 0.70 = 0.193$$

$$m_{\text{LIQ}2} = \frac{2489 \times 1}{0.087 \times 0.2765 \times 273.2} = 378.7 \text{ kg}$$

$$m_{\text{VAP}2} = \frac{2489 \times 3}{0.68 \times 0.2765 \times 273.2} = 145.4 \text{ kg}$$

$$m_2 = 524.1 \text{ kg} \Rightarrow x_2 = \frac{145.4}{524.1} = 0.277$$

1st law:

$$Q_{\text{CV}} = m_2 u_2 - m_1 h_1 = m_2 (h_2 - h_1) - P_2 V = m_2 [(h_2 - h_2^*) + (h_2^* - h_1^*) + (h_1^* - h_1)] - P_2 V$$

$$(h_2 - h_1) = 1.7662(0 - 100) = -176.6$$

$$(h_2 - h_2^*) = (1 - x_2)(h_2 - h_{F2}) + x_2(h_2 - h_{G2})$$

$$= 0.723 \times 345.4 + 0.277 \times 73.5 = 270.1$$

$$Q_{CV} = 524.1[-270.1 - 176.6 + 168.9] - 2489 \times 4 = \mathbf{-155\ 551\ kJ}$$

$$\Delta S_{NET} = m_2(s_2 - s_i) - Q_{CV}/T_0$$

$$(s_2 - s_i) = (s_2 - s_2^*) + (s_2^* - s_i^*) + (s_i^* - s_i)$$

$$(s_2^* - s_i^*) = 1.7662 \ln \frac{273.2}{373.2} - 0.2765 \ln \frac{2.489}{10} = -0.1664$$

$$\begin{aligned} (s_2 - s_2^*) &= (1-x_2)(s_2 - s_{F2}^*) + x_2(s_2 - s_{G2}^*) \\ &= 0.723 \times 1.189 + 0.277 \times 0.193 = 0.9131 \end{aligned}$$

$$(s_2 - s_i) = -0.9131 - 0.1664 + 0.3373 = -0.7422$$

$$\Delta S_{NET} = 524.1(-0.7422) - \frac{-155\ 551}{273.2} = \mathbf{180.4\ kJ/K}$$

13.117

A 10- m³ storage tank contains methane at low temperature. The pressure inside is 700 kPa, and the tank contains 25% liquid and 75% vapor, on a volume basis. The tank warms very slowly because heat is transferred from the ambient.

- What is the temperature of the methane when the pressure reaches 10 MPa?
- Calculate the heat transferred in the process, using the generalized charts.
- Repeat parts (a) and (b), using the methane tables, Table B.7. Discuss the differences in the results.

$$\text{CH}_4: V = 10 \text{ m}^3, P_1 = 700 \text{ kPa}$$

$$V_{\text{LIQ}1} = 2.5 \text{ m}^3, V_{\text{VAP}1} = 7.5 \text{ m}^3$$

$$\text{a) } P_{r1} = \frac{0.70}{4.60} = 0.152, P_{r2} = \frac{10}{4.60} = 2.174$$

$$\text{From D.1: } Z_{F1} = 0.025, Z_{G1} = 0.87 \text{ \&}$$

$$T_1 = 0.74 \times 190.4 = 140.9 \text{ K}$$

$$v_{F1} = \frac{0.025 \times 0.51835 \times 140.9}{700} = 0.00261$$

$$v_{G1} = \frac{0.87 \times 0.51835 \times 140.9}{700} = 0.0908$$

$$m_{\text{LIQ}1} = \frac{2.5}{0.00261} = 957.9 \text{ kg}, m_{\text{VAP}1} = \frac{7.5}{0.0908} = 82.6 \text{ kg}$$

$$\text{Total } m = 1040.3 \text{ kg}$$

$$v_2 = v_1 = \frac{V}{m} = \frac{10}{1040.5} = 0.00961 = \frac{Z_2 \times 0.51835 \times 190.4 \times T_{r2}}{10000}$$

$$\text{or } Z_2 T_{r2} = 0.9737 \text{ at } P_{r2} = 2.174$$

By trial and error

$$T_{r2} = 1.334 \text{ \& } Z_2 = 0.73, T_2 = 1.334 \times 190.4 = \mathbf{254.0 \text{ K}}$$

b) 1st law:

$$Q_{12} = m(u_2 - u_1) = m(h_2 - h_1) - V(P_2 - P_1)$$

$$\text{Using D.2 \& } x_1 = \frac{82.6}{1040.5} = 0.0794$$

$$(h_1^* - h_1) = (h_1^* - h_{F1}) - x_1 h_{FG1}$$

$$= 0.51835 \times 190.4 \left[4.72 - 0.0794(4.72 - 0.29) \right] = 431.1$$

$$(h_2^* - h_1^*) = 2.2537(254.0 - 140.9) = 254.9$$

$$(h_2^* - h_2) = 0.51835 \times 190.4(1.47) = 145.1$$

$$(h_2 - h_1) = -145.1 + 254.9 + 431.1 = 540.9 \text{ kJ/kg}$$

$$Q_{12} = 1040.5(540.9) - 10(10\,000 - 700) = \mathbf{469\,806 \text{ kJ}}$$

c) Using Table B.7 for CH_4

$$T_1 = T_{\text{SAT}1} = 141.7 \text{ K}, \quad v_{F1} = 0.002\,675, \quad u_{F1} = -178.47$$

$$v_{G1} = 0.090\,45, \quad u_{G1} = 199.84$$

$$m_{\text{LIQ}1} = \frac{2.5}{0.002\,675} = 934.6, \quad m_{\text{VAP}1} = \frac{7.5}{0.090\,45} = 82.9$$

$$\text{Total mass } m = 1017.5 \text{ kg} \quad \text{and} \quad v_2 = \frac{10}{1017.5} = 0.009\,828 \text{ m}^3/\text{kg}$$

$$\text{At } v_2 \text{ \& } P_2 = 10 \text{ MPa} \rightarrow \begin{cases} T_2 = 259.1 \text{ K} \\ u_2 = 296.11 \end{cases}$$

$$Q_{12} = m(u_2 - u_1) = 1017.5 \times 296.11 - 934.6(-178.47) - 82.9(199.84)$$

$$= \mathbf{451\,523 \text{ kJ}}$$

13.118

A gas mixture of a known composition is frequently required for different purposes, e.g., in the calibration of gas analyzers. It is desired to prepare a gas mixture of 80% ethylene and 20% carbon dioxide (mole basis) at 10 MPa, 25°C in an uninsulated, rigid 50-L tank. The tank is initially to contain CO₂ at 25°C and some pressure P_1 . The valve to a line flowing C₂H₄ at 25°C, 10 MPa, is now opened slightly, and remains open until the tank reaches 10 MPa, at which point the temperature can be assumed to be 25°C. Assume that the gas mixture so prepared can be represented by Kay's rule and the generalized charts. Given the desired final state, what is the initial pressure of the carbon dioxide, P_1 ?

$A = \text{C}_2\text{H}_4, B = \text{CO}_2$ $T_1 = 25^\circ\text{C}$ $P_2 = 10 \text{ MPa}, T_2 = 25^\circ\text{C}$ $y_{A2} = 0.8, y_{B2} = 0.2$	
---	--

Mixture at 2 :

$$P_{C2} = 0.8 \times 5.04 + 0.2 \times 7.38 = 5.508 \text{ MPa}$$

$$T_{C2} = 0.8 \times 282.4 + 0.2 \times 304.1 = 286.7 \text{ K}$$

$$T_{r2} = 298.15/286.7 = 1.040; P_{r2} = 10/5.508 = 1.816$$

$$\text{D.1 : } Z_2 = 0.32$$

$$n_2 = \frac{P_2 V}{Z_2 \bar{R} T_2} = \frac{10\,000 \times 0.05}{0.32 \times 8.3145 \times 298.2} = 0.6302 \text{ kmol}$$

$$n_{A2} = n_i = 0.8 n_2 = 0.5042 \text{ kmol C}_2\text{H}_4$$

$$n_{B2} = n_1 = 0.2 n_2 = 0.1260 \text{ kmol CO}_2$$

$$T_{r1} = \frac{298.2}{304.1} = 0.981$$

$$P_{r1} = \frac{n_1 Z_{B1} \bar{R} T_1}{P_{CB} V} = \frac{0.126 Z_{B1} \times 8.3145 \times 298.2}{7380 \times 0.05} = 0.8466 Z_{B1}$$

$$\text{By trial \& error: } P_{r1} = 0.618 \text{ \& } Z_{B1} = 0.73$$

$$\Rightarrow P_1 = 0.618 \times 7.38 = \mathbf{4.56 \text{ MPa}}$$

13.119

Determine the heat transfer and the net entropy change in the previous problem. Use the initial pressure of the carbon dioxide to be 4.56 MPa before the ethylene is flowing into the tank.

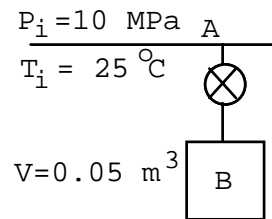
A gas mixture of a known composition is frequently required for different purposes, e.g., in the calibration of gas analyzers. It is desired to prepare a gas mixture of 80% ethylene and 20% carbon dioxide (mole basis) at 10 MPa, 25°C in an uninsulated, rigid 50-L tank. The tank is initially to contain CO₂ at 25°C and some pressure P_1 . The valve to a line flowing C₂H₄ at 25°C, 10 MPa, is now opened slightly, and remains open until the tank reaches 10 MPa, at which point the temperature can be assumed to be 25°C. Assume that the gas mixture so prepared can be represented by Kay's rule and the generalized charts. Given the desired final state, what is the initial pressure of the carbon dioxide, P_1 ?

$$A = \text{C}_2\text{H}_4, B = \text{CO}_2$$

$$T_1 = 25^\circ\text{C}$$

$$P_2 = 10 \text{ MPa}, T_2 = 25^\circ\text{C}$$

$$y_{A2} = 0.8, y_{B2} = 0.2$$



Mixture at 2 :

$$P_{C2} = 0.8 \times 5.04 + 0.2 \times 7.38 = 5.508 \text{ MPa}$$

$$T_{C2} = 0.8 \times 282.4 + 0.2 \times 304.1 = 286.7 \text{ K}$$

$$T_{r2} = 298.15/286.7 = 1.040; P_{r2} = 10/5.508 = 1.816$$

$$\text{D.1 : } Z_2 = 0.32$$

$$n_2 = \frac{P_2 V}{Z_2 \bar{R} T_2} = \frac{10 \text{ 000} \times 0.05}{0.32 \times 8.3145 \times 298.2} = 0.6302 \text{ kmol}$$

$$n_{A2} = n_1 = 0.8 n_2 = 0.5042 \text{ kmol C}_2\text{H}_4$$

$$n_{B2} = n_1 = 0.2 n_2 = 0.1260 \text{ kmol CO}_2$$

$$T_{r1} = \frac{298.2}{304.1} = 0.981 \quad \text{and} \quad P_{r1} = \frac{4560}{7380} = 0.618$$

$$\text{1st law: } Q_{CV} + n_1 \bar{h}_1 = n_2 \bar{u}_2 - n_1 \bar{u}_1 = n_2 \bar{h}_2 - n_1 \bar{h}_1 - (P_2 - P_1)V$$

$$\text{or } Q_{CV} = n_2(\bar{h}_2 - \bar{h}_2^*) - n_1(\bar{h}_1 - \bar{h}_1^*) - n_1(\bar{h}_1 - \bar{h}_1^*) - (P_2 - P_1)V$$

$$\text{(since } T_i = T_1 = T_2, \bar{h}_i^* = \bar{h}_1^* = \bar{h}_2^*)$$

$$(\bar{h}_1^* - \bar{h}_1) = 0.83 \times 8.3145 \times 304.1 = 2099 \text{ kJ/kmol}$$

$$(\bar{h}_2^* - \bar{h}_2) = 3.40 \times 8.3145 \times 286.7 = 8105 \text{ kJ/kmol}$$

$$T_{ri} = \frac{298.2}{282.4} = 1.056, P_{ri} = \frac{10}{5.04} = 1.984$$

$$(\bar{h}_i^* - \bar{h}_i) = 3.35 \times 8.3145 \times 282.4 = 7866 \text{ kJ/kmol}$$

$$Q_{CV} = 0.6302(-8105) - 0.126(-2099) - 0.5042(-7866) - (10\,000 - 4560) \times 0.05 \\ = \mathbf{-1149 \text{ kJ}}$$

$$\Delta S_{CV} = n_2 \bar{s}_2 - n_1 \bar{s}_1, \Delta S_{SURR} = -Q_{CV}/T_0 - n_i \bar{s}_i$$

$$\Delta S_{NET} = n_2 \bar{s}_2 - n_1 \bar{s}_1 - Q_{CV}/T_0 - n_i \bar{s}_i$$

$$\text{Let } \bar{s}_{A0}^* = \bar{s}_{B0}^* = 0 \text{ at } T_0 = 25 \text{ }^\circ\text{C}, P_0 = 0.1 \text{ MPa}$$

$$\text{Then } \bar{s}_{MIX0}^* = -8.3145 (0.8 \ln 0.8 + 0.2 \ln 0.2) = 4.161 \text{ kJ/kmol K}$$

$$\bar{s}_1 = \bar{s}_{B0}^* + (\bar{s}_{P1 T1}^* - \bar{s}_{P0 T0}^*)_B + (\bar{s}_1 - \bar{s}_{P1 T1}^*)_B$$

$$= 0 + (0 - 8.3145 \ln \frac{4.56}{0.1}) - 0.60 \times 8.3145 = -36.75 \text{ kJ/kmol K}$$

$$\bar{s}_i = \bar{s}_{A0}^* + (\bar{s}_{Pi Ti}^* - \bar{s}_{P0 T0}^*)_A + (\bar{s}_i - \bar{s}_{Pi Ti}^*)_A$$

$$= 0 + (0 - 8.3145 \ln \frac{10}{0.1}) - 2.44 \times 8.3145 = -58.58 \text{ kJ/kmol K}$$

$$\bar{s}_2 = \bar{s}_{MIX0}^* + (\bar{s}_{P2 T2}^* - \bar{s}_{P0 T0}^*)_{MIX} + (\bar{s}_2 - \bar{s}_{P2 T2}^*)_{MIX}$$

$$= 4.161 + (0 - 8.3145 \ln \frac{10}{0.1}) - 2.551 \times 8.3145 = -55.34 \text{ kJ/kmol K}$$

$$\Delta S_{NET} = 0.6302(-55.33) - 0.126(-36.75) - 0.5042(-58.58) + 1149/298.2$$

$$= \mathbf{+3.15 \text{ kJ/K}}$$

**SOLUTION MANUAL
ENGLISH UNIT PROBLEMS
CHAPTER 13**

SONNTAG • BORGNAKKE • VAN WYLEN



FUNDAMENTALS
of
Thermodynamics
Sixth Edition

CHAPTER 13**CONTENT CHAPTER 13**

SUBSECTION	PROB NO.
Correspondence table	
Clapeyron equation	120-123
Volume Expansivity and Compressibility	124-128
Equations of State	129
Generalized Charts	130-141
Mixtures	143
Review problems	144-145

New	5th	SI	New	5th	SI	New	5th	SI
120	75	21mod	130	83	69	140	97	86
121	76	22	131	84	70	141	93	90
122	new	27	132	82	73	142	96	92
123	77	31	133	86	74	143	new	95
124	78	41	134	95	75	144	90	108
125	81	45	135	92	76	145	89	109
126	79	47	136	87	81			
127	80	49	137	88	82			
128	new	51	138	94	80			
129	85	65	139	91	85			

Clapeyron Equation**13.120E**

A special application requires R-22 at -150 F. It is known that the triple-point temperature is less than -150 F. Find the pressure and specific volume of the saturated vapor at the required condition.

The lowest temperature in Table F.9 for R-22 is -100 F, so it must be extended to -150 F using the Clapeyron eqn. At $T_1 = -100$ F = 359.7 R ,

$$P_1 = 2.398 \text{ lbf/in.}^2 \quad \text{and} \quad R = \frac{1.9859}{86.469} = 0.02297 \text{ Btu/lbm R}$$

$$\ln \frac{P}{P_1} = \frac{h_{fg}}{R} \frac{(T - T_1)}{T \times T_1} = \frac{107.9}{0.02297} \frac{(309.7 - 359.7)}{309.7 \times 359.7} = -2.1084$$

$$P = \mathbf{0.2912 \text{ lbf/in.}^2}$$

$$v_g = \frac{RT}{P_g} = \frac{0.02297 \times 778 \times 309.7}{0.2912 \times 144} = \mathbf{132 \text{ ft}^3/\text{lbm}}$$

13.121E

Ice (solid water) at 27 F, 1 atm is compressed isothermally until it becomes liquid. Find the required pressure.

Water, triple point $T = 32.02 \text{ F} = 491.69 \text{ R}$, $P = 0.088 \text{ 67 lbf/in.}^2$

$$v_f = 0.016 \text{ 022 ft}^3/\text{lbm}, \quad v_i = 0.017 \text{ 473 ft}^3/\text{lbm}$$

$$h_f = 0.00 \text{ Btu/lbm} \quad h_i = -143.34 \text{ Btu/lbm}$$

$$\frac{dP_{if}}{dT} = \frac{h_f - h_i}{(v_f - v_i)T} = \frac{143.34 \times 778.2}{-0.001 \text{ 451} \times 491.69 \times 144} = -1085.8 \text{ psia/R}$$

$$\Delta P \approx \frac{dP_{if}}{dT} \Delta T = -1085.8 (27 - 32.02) = 5450.7 \text{ lbf/in.}^2$$

$$P = P_{tp} + \Delta P = \mathbf{5451 \text{ lbf/in.}^2}$$

13.122E

The saturation pressure can be approximated as $\ln P_{\text{sat}} = A - B/T$, where A and B are constants. Use the steam tables and determine A and B from properties at 70 F only. Use the equation to predict the saturation pressure at 80 F and compare to table value.

$$\ln P_{\text{sat}} = A - B/T \quad \Rightarrow \quad \frac{dP_{\text{sat}}}{dT} = P_{\text{sat}} (-B)(-T^{-2})$$

so we notice from Eq.13.7 and Table values from F.7.1 and F.4 that

$$B = \frac{h_{\text{fg}}}{R} = \frac{1053.95}{85.76 / 778} = 9561.3 \text{ R}$$

Now the constant A comes from the saturation pressure as

$$A = \ln P_{\text{sat}} + B/T = \ln 0.363 + \frac{9561.3}{459.67 + 70} = 17.038$$

Use the equation to predict the saturation pressure at 80 F as

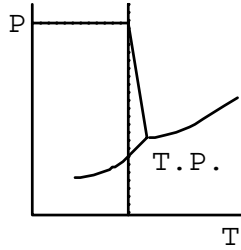
$$\ln P_{\text{sat}} = A - B/T = 17.038 - \frac{9561.3}{459.67 + 80} = -0.6789$$

$$P_{\text{sat}} = 0.5071 \text{ psia}$$

compare this with the table value of $P_{\text{sat}} = 0.507 \text{ psia}$ and we have a very close approximation.

13.123E

Using thermodynamic data for water from Tables C.8.1 and C.8.3, estimate the freezing temperature of liquid water at a pressure of 5000 lbf/in.².



$$\text{H}_2\text{O} \quad \frac{dP_{if}}{dT} = \frac{h_{if}}{Tv_{if}} \approx \text{constant}$$

At the triple point,

$$\begin{aligned} v_{if} &= v_f - v_i = 0.016022 - 0.017473 \\ &= -0.001451 \text{ ft}^3/\text{lbm} \end{aligned}$$

$$h_{if} = h_f - h_i = 0.0 - (-143.34) = 143.34 \text{ Btu/lbm}$$

$$\frac{dP_{if}}{dT} = \frac{143.34}{491.69(-0.001451)} \times \frac{778.2}{144} = -1085.8 \text{ lbf/in.}^2 \text{ R}$$

$$\Rightarrow \text{ at } P = 5000 \text{ lbf/in.}^2,$$

$$T \approx 32.02 + \frac{(5000 - 0.09)}{(-1085.8)} = \mathbf{27.4 \text{ F}}$$

Volume Expansivity and Compressibility**13.124E**

Determine the volume expansivity, α_P , and the isothermal compressibility, β_T , for water at 50 F, 500 lbf/in.² and at 500 F, 1500 lbf/in.² using the steam tables.

Water at 50 F, 500 lbf/in.² (compressed liquid)

$$\alpha_P = \frac{1}{v} \left(\frac{\partial v}{\partial T} \right)_P \approx \frac{1}{v} \left(\frac{\Delta v}{\Delta T} \right)_P$$

Using values at 32 F, 50 F and 100 F

$$\alpha_P \approx \frac{1}{0.015998} \frac{0.016106 - 0.015994}{100 - 32} = \mathbf{0.000103 \text{ F}^{-1}}$$

$$\beta_T = -\frac{1}{v} \left(\frac{\partial v}{\partial P} \right)_T \approx -\frac{1}{v} \left(\frac{\Delta v}{\Delta P} \right)_T$$

Using values at saturation, 500 and 1000 lbf/in.²

$$\beta_T \approx -\frac{1}{0.015998} \frac{0.015971 - 0.016024}{1000 - 0.178} = \mathbf{0.0000033 \text{ in.}^2/\text{lbf}}$$

Water at 500 F, 1500 lbf/in.² (compressed liquid)

$$\alpha_P \approx \frac{1}{0.020245} \frac{0.021579 - 0.019264}{550 - 450} = \mathbf{0.001143 \text{ F}^{-1}}$$

$$\beta_T \approx -\frac{1}{0.020245} \frac{0.020139 - 0.020357}{2000 - 1000} = \mathbf{0.0000108 \text{ in.}^2/\text{lbf}}$$

13.125E

A cylinder fitted with a piston contains liquid methanol at 70 F, 15 lbf/in.² and volume 1 ft³. The piston is moved, compressing the methanol to 3000 lbf/in.² at constant temperature. Calculate the work required for this process. The isothermal compressibility of liquid methanol at 70 F is 8.3×10^{-6} in.²/lbf.

$${}_1W_2 = \int_1^2 P dv = \int P \left(\frac{\partial v}{\partial P} \right)_T dP_T = - \int_1^2 v \beta_T P dP_T$$

$$\text{For } v \approx \text{const} \ \& \ \beta_T \approx \text{const.} \quad \Rightarrow \quad {}_1W_2 = - \frac{v \beta_T}{2} (P_2^2 - P_1^2)$$

For liquid methanol, from Table F.3 : $\rho = 49.1$ lbm/ft³

$$V_1 = 1.0 \text{ ft}^3, \quad m = 1.0 \times 49.1 = 49.1 \text{ lbm}$$

$${}_1W_2 = \frac{1.0 \times 8.3 \times 10^{-6}}{2} \left[(3000)^2 - (15)^2 \right] \times 144 = 5378.4 \text{ ft lbf} = \mathbf{6.9 \text{ Btu}}$$

13.126E

Sound waves propagate through a media as pressure waves that causes the media to go through isentropic compression and expansion processes. The speed of sound c is defined by $c^2 = (\partial P / \partial \rho)_s$ and it can be related to the adiabatic compressibility, which for liquid ethanol at 70 F is $6.4 \times 10^{-6} \text{ in.}^2/\text{lbf}$. Find the speed of sound at this temperature.

$$c^2 = \left(\frac{\partial P}{\partial \rho}\right)_s = -v^2 \left(\frac{\partial P}{\partial v}\right)_s = \frac{1}{-\frac{1}{v} \left(\frac{\partial v}{\partial P}\right)_s \rho} = \frac{1}{\beta_s \rho}$$

From Table F.3 for ethanol, $\rho = 48.9 \text{ lbf/ft}^3$

$$\Rightarrow c = \left(\frac{32.174 \times 144}{6.4 \times 10^{-6} \times 48.9}\right)^{1/2} = \mathbf{3848 \text{ ft/s}}$$

13.127E

Consider the speed of sound as defined in Problem 13.79. Calculate the speed of sound for liquid water at 50 F, 250 lbf/in.² and for water vapor at 400 F, 80 lbf/in.² using the steam tables.

$$\text{From problem 13.79 : } c^2 = \left(\frac{\partial P}{\partial \rho}\right)_s = -v^2 \left(\frac{\partial P}{\partial v}\right)_s$$

Liquid water at 50 F, 250 lbf/in.²

$$\text{Assume } \left(\frac{\partial P}{\partial v}\right)_s \approx \left(\frac{\Delta P}{\Delta v}\right)_T$$

Using saturated liquid at 50 F and compressed liquid at 50 F, 500 lbf/in.²,

$$c^2 = -\left(\frac{0.016024+0.015998}{2}\right)^2 \left(\frac{(500-0.18) \times 144 \times 32.174}{0.015998-0.016024}\right) = 22.832 \times 10^6$$

$$c = \mathbf{4778 \text{ ft/s}}$$

Superheated vapor water at 400 F, 80 lbf/in.²

$$v = 6.217 \text{ ft}^3/\text{lbm}, \quad s = 1.6790 \text{ Btu/lbm R}$$

At P = 60 lbf/in.² & s = 1.6790: T = 343.8 F, v = 7.7471 ft³/lbm

At P = 100 lbf/in.² & s = 1.6790: T = 446.2 F, v = 5.2394 ft³/lbm

$$c^2 = -(6.217)^2 \left(\frac{(100-60) \times 144 \times 32.174}{5.2394-7.7471}\right) = 2.856 \times 10^6$$

$$c = \mathbf{1690 \text{ ft/s}}$$

13.128E

Liquid methanol at 77 F has an adiabatic compressibility of $7.1 \times 10^{-6} \text{ in}^2/\text{lbf}$. What is the speed of sound? If it is compressed from 15 psia to 1500 psia in an insulated piston/cylinder, what is the specific work?

From Eq.13.43 and Eq.13.40 and the density from table A.4

$$c^2 = \left(\frac{\partial P}{\partial \rho}\right)_s = -v^2 \left(\frac{\partial P}{\partial v}\right)_s = \frac{1}{\beta_s \rho} = \frac{1}{7.1 \times 10^{-6} \times 49.1} 144 \times 32.174 \text{ ft}^2/\text{s}^2$$

$$= 13.290 \times 10^6 \text{ ft}^2/\text{s}^2$$

$$c = \mathbf{3645 \text{ ft/s}}$$

The specific work becomes

$$w = \int P \, dv = \int P (-\beta_s v) \, dP = - \int \beta_s v P \, dP = -\beta_s v \int_1^2 P \, dP$$

$$= -\beta_s v 0.5 (P_2^2 - P_1^2)$$

$$= -7.1 \times 10^{-6} \text{ in}^2/\text{lbf} \times \frac{0.5}{49.1} \text{ ft}^3/\text{lbm} \times (1500^2 - 15^2) \text{ psi}^2$$

$$= -0.163 (\text{ft-lbf/lbm}) (\text{ft/in})^2 = \mathbf{-23.4 \text{ ft-lbf/lbm} = -0.03 \text{ Btu/lbm}}$$

Equations of State

13.129E

Calculate the difference in internal energy of the ideal-gas value and the real-gas value for carbon dioxide at the state 70 F, 150 lbf/in.², as determined using the virial equation of state. For carbon dioxide at 70 F,

$$B = -2.036 \text{ ft}^3/\text{lb mol}, \quad T(dB/dT) = 4.236 \text{ ft}^3/\text{lb mol}$$

Solution: CO_2 at 70 F, 150 lbf/in.²

$$\text{virial: } P = \frac{RT}{v} + \frac{BR}{v^2}; \quad \left(\frac{\partial P}{\partial T}\right)_v = \frac{R}{v} + \frac{BR}{v^2} + \frac{RT}{v^2} \left(\frac{dB}{dT}\right)$$

$$u - u^* = - \int_v^\infty \left[T \left(\frac{\partial P}{\partial T}\right)_v - P \right] dv = - \int_v^\infty \frac{RT^2}{v^2} \left(\frac{dB}{dT}\right) dv = - \frac{RT^2}{v} \frac{dB}{dT}$$

$$B = -2.036 \text{ ft}^3/\text{lbmol} \quad T \left(\frac{dB}{dT}\right) = 4.236 \text{ ft}^3/\text{lbmol}$$

Solution of virial equation (quadratic formula):

$$\bar{v} = \frac{1}{2} \frac{\bar{R}T}{P} \left[1 + \sqrt{1 + 4BP/\bar{R}T} \right]$$

$$\text{But } \frac{\bar{R}T}{P} = \frac{1545 \times 529.7}{150 \times 144} = 37.8883$$

$$\bar{v} = 0.5 \times 37.8883 \left[1 + \sqrt{1 + 4(-2.036)/37.8883} \right] = 35.7294 \text{ ft}^3/\text{lbmol}$$

Using the minus-sign root of the quadratic formula results in a compressibility factor < 0.5 , which is not consistent with such a truncated equation of state.

$$\bar{u} - \bar{u}^* = \frac{-1.9859 \times 529.7}{35.7294} 4.236 = \mathbf{-123.9 \text{ Btu/lbmol}}$$

Generalized Charts

13.130E

A 7-ft³ rigid tank contains propane at 1300 lbf/in.², 540 F. The propane is then allowed to cool to 120 F as heat is transferred with the surroundings. Determine the quality at the final state and the mass of liquid in the tank, using the generalized compressibility charts.

Propane C₃H₈:

$$V = 7.0 \text{ ft}^3, P_1 = 1300 \text{ lbf/in.}^2, T_1 = 540 \text{ F} = 1000 \text{ R}$$

$$\text{cool to } T_2 = 120 \text{ F} = 580 \text{ R}$$

$$\text{From Table F.1 : } T_C = 665.6 \text{ R}, P_C = 616 \text{ lbf/in.}^2$$

$$P_{r1} = \frac{1300}{616} = 2.110, T_{r1} = \frac{1000}{665.6} = 1.502$$

$$\text{From D.1: } Z_1 = 0.83$$

$$v_2 = v_1 = \frac{Z_1 R T_1}{P_1} = \frac{0.83 \times 35.04 \times 1000}{1300 \times 144} = 0.1554 \text{ ft}^3/\text{lbm}$$

$$\text{From D.1 at } T_{r2} = 0.871, \text{ saturated } \Rightarrow P_{G2} = 0.43 \times 616 = 265 \text{ lbf/in.}^2$$


$$v_{G2} = \frac{0.715 \times 35.04 \times 580}{265 \times 144} = 0.3808 \text{ ft}^3/\text{lbm}$$

$$v_{F2} = \frac{0.075 \times 35.04 \times 580}{265 \times 144} = 0.0399 \text{ ft}^3/\text{lbm}$$

$$0.1554 = 0.0399 + x_2(0.3781 - 0.0399) \Rightarrow x_2 = \mathbf{0.3388}$$

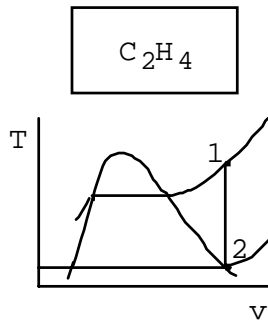
$$m_{\text{LIQ}2} = (1 - 0.3388) \frac{7.0}{0.1554} = \mathbf{29.8 \text{ lbm}}$$

These tanks contain liquid propane.



13.131E

A rigid tank contains 5 lbm of ethylene at 450 lbf/in.², 90 F. It is cooled until the ethylene reaches the saturated vapor curve. What is the final temperature?



$$\text{C}_2\text{H}_4 \quad m = 5 \text{ lbm}$$

$$P_1 = 450 \text{ lbf/in.}^2, \quad T_1 = 90 \text{ F} = 249.7 \text{ R}$$

$$P_{r1} = \frac{450}{731} = 0.616, \quad T_{r1} = \frac{549.7}{508.3} = 1.082$$

$$\text{Fig. D.1} \Rightarrow Z_1 = 0.82$$

$$P_{r2} = P_{r1} \frac{Z_2 T_{r2}}{Z_1 T_{r1}} = 0.616 \frac{Z_{G2} T_{r2}}{0.82 \times 1.082} = 0.6943 Z_{G2} T_{r2}$$

Trial & error to match a saturated P_{r2} , T_{r2} and the Z_{G2} so Eq. is satisfied.
 Guess a T_{r2} and find the rest and compare with computed P_{r2} from Eq.

T_{r2}	Z_{G2}	P_{r2}	$P_{r2 \text{ CALC}}$	
0.871	0.715	0.43	0.432	~ OK $\Rightarrow T_2 = 442.7 \text{ R}$

13.132E

A piston/cylinder contains 10 lbm of butane gas at 900 R, 750 lbf/in.². The butane expands in a reversible polytropic process with polytropic exponent, $n = 1.05$, until the final pressure is 450 lbf/in.². Determine the final temperature and the work done during the process.

$$C_4H_{10}, \quad m = 10 \text{ lbm}, \quad T_1 = 900 \text{ R}, \quad P_1 = 750 \text{ lbf/in.}^2$$

$$\text{Rev. polytropic process } (n=1.05), \quad P_2 = 450 \text{ lbf/in.}^2$$

$$T_{r1} = \frac{900}{765.4} = 1.176, \quad P_{r1} = \frac{750}{551} = 1.361 \quad \Rightarrow \quad \text{From Fig. D.1 : } Z_1 = 0.67$$

$$V_1 = \frac{10 \times 0.67 \times 26.58 \times 900}{750 \times 144} = 1.484 \text{ ft}^3$$

$$P_1 V_1^n = P_2 V_2^n \rightarrow V_2 = 1.484 \left(\frac{750}{450} \right)^{\frac{1}{1.05}} = 2.414 \text{ ft}^3$$

$$Z_2 T_{r2} = \frac{P_2 V_2}{mRT_C} = \frac{450 \times 144 \times 2.414}{10 \times 26.58 \times 765.4} = 0.7688$$

$$\text{at } P_{r2} = 450/551 = 0.817$$

$$\text{Trial \& error: } T_{r2} = 1.068, \quad Z_2 = 0.72 \quad \Rightarrow \quad T_2 = \mathbf{817.4 \text{ R}}$$

$${}_1W_2 = \int_1^2 PdV = \frac{P_2 V_2 - P_1 V_1}{1-n} = \left(\frac{450 \times 2.414 - 750 \times 1.484}{1 - 1.05} \right) \times \frac{144}{778} = \mathbf{98.8 \text{ Btu}}$$

13.133E

Calculate the heat transfer during the process described in Problem 13.132E.

From solution 13.132,

$$V_1 = 1.473 \text{ ft}^3, \quad V_2 = 2.396 \text{ ft}^3, \quad {}_1W_2 = 98.8 \text{ Btu}$$

$$T_{r1} = 1.176, \quad P_{r1} = 1.361, \quad T_{r2} = 1.068, \quad P_{r2} = 0.817, \quad T_2 = 817.4 \text{ R}$$

$$\text{From D.1: } \left(\frac{h^* - h}{RT_C}\right)_1 = 1.36, \quad \left(\frac{h^* - h}{RT_C}\right)_2 = 0.95$$

$$h_2^* - h_1^* = 0.415 (817.4 - 900) = -34.3 \text{ Btu/lbm}$$

$$h_2 - h_1 = -34.3 + \frac{26.58 \times 765.4}{778} (-0.95 + 1.36) = -23.6 \text{ Btu/lbm}$$

$$\begin{aligned} U_2 - U_1 &= m(h_2 - h_1) - P_2 V_2 + P_1 V_1 \\ &= 10(-23.6) - \frac{450 \times 144 \times 2.414}{778} + \frac{750 \times 144 \times 1.484}{778} = -231.1 \text{ Btu} \end{aligned}$$

$${}_1Q_2 = U_2 - U_1 + {}_1W_2 = \mathbf{-132.3 \text{ Btu}}$$

13.134E

A cylinder contains ethylene, C_2H_4 , at 222.6 lbf/in.^2 , 8 F . It is now compressed in a reversible isobaric (constant P) process to saturated liquid. Find the specific work and heat transfer.

$$\text{Ethylene } C_2H_4 \quad P_1 = 222.6 \text{ lbf/in.}^2 = P_2, \quad T_1 = 8 \text{ F} = 467.7 \text{ R}$$

$$\text{State 2: saturated liquid, } x_2 = 0.0$$

$$R = 55.07 \text{ ft lbf/lbm R} = 0.07078 \text{ Btu/lbm R}$$

$$T_{r1} = \frac{467.7}{508.3} = 0.920 \quad P_{r1} = P_{r2} = \frac{222.6}{731} = 0.305$$

$$\text{From D.1 and D.2: } Z_1 = 0.85, \quad \left(\frac{h^* - h}{RT_C}\right)_1 = 0.40$$

$$v_1 = \frac{Z_1 RT_1}{P_1} = \frac{0.85 \times 55.07 \times 467.7}{222.6 \times 144} = 0.683$$

$$(h_1 - h_1^*) = 0.07078 \times 508.3 \times 0.40 = 14.4$$

$$\text{From D.1 and D.2: } T_2 = 0.822 \times 508.3 = 417.8 \text{ R}$$

$$Z_2 = 0.05, \quad \left(\frac{h^* - h}{RT_C}\right)_2 = 4.42$$

$$v_2 = \frac{Z_2 RT_2}{P_2} = \frac{0.05 \times 55.07 \times 417.8}{222.6 \times 144} = 0.03589 \text{ ft}^3/\text{lbm}$$

$$(h_2 - h_2^*) = 0.07078 \times 508.3 \times 4.42 = 159.0 \text{ Btu/lbm}$$

$$(h_2^* - h_1^*) = C_{p0}(T_2 - T_1) = 0.411(417.8 - 467.7) = -20.5 \text{ Btu/lbm}$$

$${}_1w_2 = \int_1^2 P dv = P(v_2 - v_1) = 222.6(0.03589 - 0.683) \times \frac{144}{778} = -26.7 \text{ Btu/lbm}$$

$${}_1q_2 = (u_2 - u_1) + {}_1w_2 = (h_2 - h_1) = -159.0 - 20.5 + 14.4 = -165.1 \text{ Btu/lbm}$$

13.135E

Carbon dioxide collected from a fermentation process at 40 F, 15 lbf/in.² should be brought to 438 R, 590 lbf/in.² in a steady flow process. Find the minimum amount of work required and the heat transfer. What devices are needed to accomplish this change of state?

$$R = \frac{35.1}{778} = 0.045 \text{ 12 Btu/lbm R}$$

$$T_{ri} = \frac{500}{547.4} = 0.913, \quad P_{ri} = \frac{15}{1070} = 0.014$$

$$\text{From D.2 and D.3: } \left(\frac{h^* - h}{RT_C}\right) = 0.02, \quad \left(\frac{s^* - s}{R}\right) = 0.01 \text{ R}$$

$$T_{re} = \frac{438}{547.4} = 0.80, \quad P_{re} = \frac{590}{1070} = 0.551$$

$$\text{From D.2 and D.3: } h_e^* - h_e = 4.50 RT_C, \quad s_e^* - s_e = 4.70 \text{ R}$$

$$(h_i - h_e) = - (h_i^* - h_i) + (h_i^* - h_e^*) + (h_e^* - h_e)$$

$$= -0.045 \text{ 12} \times 547.4 \times 0.02 + 0.203(500 - 438) + 0.045 \text{ 12} \times 547.4 \times 4.50$$

$$= 123.2 \text{ Btu/lbm}$$

$$(s_i - s_e) = - (s_i^* - s_i) + (s_i^* - s_e^*) + (s_e^* - s_e)$$

$$= -0.045 \text{ 12} \times 0.01 + 0.203 \ln \frac{500}{438} - 0.045 \text{ 12} \ln \frac{15}{590} + 0.045 \text{ 12} \times 4.70$$

$$= 0.4042 \text{ Btu/lbm R}$$

$$w^{\text{rev}} = (h_i - h_e) - T_0(s_i - s_e) = 123.2 - 500(0.4042) = \mathbf{-78.4 \text{ Btu/lbm}}$$

$$q^{\text{rev}} = (h_e - h_i) + w^{\text{rev}} = -123.2 - 78.9 = \mathbf{-202.1 \text{ Btu/lbm}}$$

13.136E

Saturated vapor R-22 at 90 F is throttled to 30 lbf/in.² in a steady flow process. Calculate the exit temperature assuming no changes in the kinetic energy, using the generalized charts, Fig. D.2 and repeat using the R-22 tables, Table F.9.

R-22 throttling process

$$T_1 = 90 \text{ F}, x_1 = 1.00, P_2 = 30 \text{ lbf/in.}^2$$

$$\text{Energy Eq.: } h_2 - h_1 = (h_2 - h_2^*) + (h_2^* - h_1^*) + (h_1^* - h_1) = 0$$

$$\text{Generalized charts, } T_{r1} = \frac{549.7}{664.7} = 0.827$$

$$\text{From D.2: } (h_1^* - h_1) = \frac{1.9859 \times 664.7}{86.469} (0.55) = 8.40$$

To get C_{P0} , use h values from Table F.9 at low pressure (5 psia).

$$C_{P0} \approx \frac{121.87 - 118.72}{100 - 80} = 0.1572 \text{ Btu/lbm R}$$

$$\text{Substituting into energy Eq.: } (h_2 - h_2^*) + 0.1572 (T_2 - 30) + 8.40 = 0$$

$$\text{at } P_{r2} = \frac{30}{721} = 0.042$$

$$\text{Assume } T_2 = 43.4 \text{ F} = 503.1 \text{ R} \Rightarrow T_{r2} = \frac{503.4}{664.7} = 0.757$$

$$(h_2^* - h_2) = \frac{1.9859 \times 664.7}{86.469} (0.07) = 1.07$$

Substituting,

$$-1.07 + 0.1572(43.4 - 90) + 8.40 = 0.005 \approx 0$$

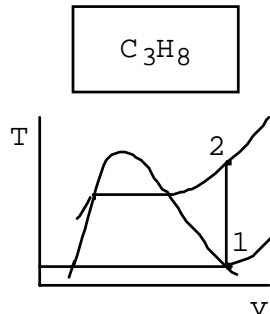
$$\Rightarrow T_2 = \mathbf{43.4 \text{ F}}$$

$$\text{b) R-22 tables, F.9: } T_1 = 90 \text{ F}, x_1 = 1.0 \Rightarrow h_1 = 111.62 \text{ Btu/lbm}$$

$$h_2 = h_1 = 111.62 \text{ Btu/lbm}, P_2 = 30 \text{ lbf/in.}^2 \Rightarrow T_2 = \mathbf{42.1 \text{ F}}$$

13.137E

A 10-ft³ tank contains propane at 90 F, 90% quality. The tank is heated to 600 F. Calculate the heat transfer during the process.



$$V = 10 \text{ ft}^3$$

$$T_1 = 90 \text{ F} = 549.7 \text{ R}, x_1 = 0.90$$

$$\text{Heat to } T_2 = 600 \text{ F} = 1059.7 \text{ R}$$

$$M = 44.094, T_C = 665.6 \text{ R}$$

$$P_C = 616 \text{ lbf/in.}^2$$

$$R = 35.04, C_{p0} = 0.407 \text{ Btu/lbm R}$$

$$T_{r1} = 0.826 \text{ Figs. D.1 and D.2} \rightarrow Z_1 = 0.1 \times 0.053 + 0.9 \times 0.78 = 0.707,$$

$$\frac{h_1^* - h_1}{RT_c} = 0.1 \times 4.4 + 0.9 \times 0.55 = 0.935$$

$$P_r^{\text{SAT}} = 0.31; \quad P_1^{\text{SAT}} = 0.31 \times 616 = 191 \text{ lbf/in.}^2$$

$$m = \frac{PV}{ZRT} = \frac{191 \times 144 \times 10}{0.707 \times 35.04 \times 549.7} = 20.2 \text{ lbm}$$

$$P_{r2} = \frac{20.2 \times Z_2 \times 35.04 \times 1059.7}{616 \times 144 \times 10} = \frac{Z_2}{1.183} \quad \text{at } T_{r2} = 1.592$$

$$\text{Trial \& error: } \begin{cases} P_{r2} = 0.79 & P_2 = 490 \text{ lbf/in.}^2 \\ Z_2 = 0.94 & \frac{h_2^* - h_2}{RT_c} = 0.36 \end{cases}$$

$$(h_2^* - h_1^*) = 0.407(600 - 90) = 207.6 \text{ Btu/lbm}$$

$$(h_1^* - h_1) = 0.935 \times 35.04 \times 665.9 / 778 = 28.0$$

$$(h_2^* - h_2) = 0.36 \times 35.04 \times 665.9 / 778 = 10.8$$

$$Q_{12} = m(h_2 - h_1) - (P_2 - P_1)V$$

$$= 20.2(-10.8 + 207.6 + 28.0) - (490 - 191) \times \frac{144 \times 10}{778}$$

$$= +4541 - 553 = \mathbf{3988 \text{ Btu}}$$

13.138E

A cylinder contains ethylene, C_2H_4 , at 222.6 lbf/in.^2 , 8 F . It is now compressed isothermally in a reversible process to 742 lbf/in.^2 . Find the specific work and heat transfer.

$$\text{Ethylene } C_2H_4, \quad R = 55.07 \text{ ft lbf/lbm R} = 0.07078 \text{ Btu/lbm R}$$

$$\text{State 1: } P_1 = 222.6 \text{ lbf/in.}^2, \quad T_2 = T_1 = 8 \text{ F} = 467.7 \text{ R}$$

$$\text{State 2: } P_2 = 742 \text{ lbf/in.}^2$$

$$T_{r2} = T_{r1} = \frac{467.7}{508.3} = 0.920; \quad P_{r1} = \frac{222.6}{731} = 0.305$$

$$\text{From D.1, D.2 and D.3: } Z_1 = 0.85, \quad \left(\frac{h^* - h}{RT_C}\right)_1 = 0.40$$

$$(h_1^* - h_1) = 0.07078 \times 508.3 \times 0.40 = 14.4 \text{ Btu/lbm}$$

$$(s_1^* - s_1) = 0.07078 \times 0.305 = 0.0212 \text{ Btu/lbm R}$$

$$P_{r2} = \frac{742}{731} = 1.015 \text{ (comp. liquid)}$$

$$\text{From D.1, D.2 and D.3: } Z_2 = 0.17$$

$$(h_2^* - h_2) = 0.07078 \times 508.3 \times 4.0 = 143.9$$

$$(s_2^* - s_2) = 0.07078 \times 3.6 = 0.2548$$

$$(h_2^* - h_1^*) = 0$$

$$(s_2^* - s_1^*) = 0 - 0.07078 \ln \frac{742}{222.6} = -0.0852$$

$${}_1q_2 = T(s_2 - s_1) = 467.7(-0.2548 - 0.0852 + 0.0212) = \mathbf{-149.1 \text{ Btu/lbm}}$$

$$(h_2 - h_1) = -143.9 + 0 + 14.4 = -129.5$$

$$(u_2 - u_1) = (h_2 - h_1) - RT(Z_2 - Z_1)$$

$$= -129.5 - 0.07078 \times 467.7(0.17 - 0.85) = -107.0$$

$${}_1w_2 = {}_1q_2 - (u_2 - u_1) = -149.1 + 107.0 = \mathbf{-42.1 \text{ Btu/lbm}}$$

13.139E

A geothermal power plant on the Raft river uses isobutane as the working fluid as shown in Fig. P13.42. The fluid enters the reversible adiabatic turbine at 320 F, 805 lbf/in.² and the condenser exit condition is saturated liquid at 91 F. Isobutane has the properties $T_c = 734.65$ R, $P_c = 537$ lbf/in.², $C_{p0} = 0.3974$ Btu/lbm R and ratio of specific heats $k = 1.094$ with a molecular weight as 58.124. Find the specific turbine work and the specific pump work.

$$R = 26.58 \text{ ft lbf/lbm R} = 0.034 \text{ 166 Btu/lbm R}$$

$$\text{Turbine inlet: } T_{r1} = 779.7 / 734.7 = 1.061, \quad P_{r1} = 805 / 537 = 1.499$$

$$\text{Condenser exit: } T_3 = 91 \text{ F}, \quad x_3 = 0.0; \quad T_{r3} = 550.7 / 734.7 = 0.75$$

$$\text{From D.1: } P_{r3} = 0.165, \quad Z_3 = 0.0275$$

$$P_2 = P_3 = 0.165 \times 537 = 88.6 \text{ lbf/in.}^2$$

From D.2 and D.3,

$$(h_1^* - h_1) = 0.034 \text{ 166} \times 734.7 \times 2.85 = 71.5 \text{ Btu/lbm}$$

$$(s_1^* - s_1) = 0.034 \text{ 166} \times 2.15 = 0.0735 \text{ Btu/lbm R}$$

$$(s_2^* - s_1^*) = 0.3974 \ln \frac{550.7}{779.7} - 0.034 \text{ 166} \ln \frac{88.6}{805} = -0.0628 \text{ Btu/lbm R}$$

$$\begin{aligned} (s_2^* - s_2) &= (s_2^* - s_{F2}^*) - x_2 s_{FG2}^* = 0.034 \text{ 166} \times 6.12 - x_2 \times 0.034 \text{ 166} (6.12 - 0.29) \\ &= 0.2090 - x_2 \times 0.1992 \end{aligned}$$

$$(s_2^* - s_1) = 0 = -0.2090 + x_2 \times 0.1992 - 0.0628 + 0.0735 \Rightarrow x_2 = 0.9955$$

$$(h_2^* - h_1^*) = C_{p0}(T_2 - T_1) = 0.3974(550.7 - 779.7) = -91.0 \text{ Btu/lbm}$$

From D.2,

$$\begin{aligned} (h_2 - h_2) &= (h_2^* - h_{F2}^*) - x_2 h_{FG2}^* = 0.034 \text{ 166} \times 734.7 [4.69 - 0.9955(4.69 - 0.32)] \\ &= 117.7 - 0.9955 \times 109.7 = 8.5 \text{ Btu/lbm} \end{aligned}$$

$$\text{Turbine: } w_T = (h_1 - h_2) = -71.5 + 91.0 + 8.5 = \mathbf{28.0 \text{ Btu/lbm}}$$

$$\text{Pump } v_{F3} = \frac{Z_{F3} R T_3}{P_3} = \frac{0.0275 \times 26.58 \times 550.7}{88.6 \times 144} = 0.031 \text{ 55 ft}^3/\text{lbm}$$

$$w_P = - \int_3^4 v dP \approx v_{F3} (P_4 - P_3) = -0.031 \text{ 55} (805 - 88.6) \times \frac{144}{778} = \mathbf{-4.2 \text{ Btu/lbm}}$$

13.140E

A line with a steady supply of octane, C_8H_{18} , is at 750 F, 440 lbf/in.². What is your best estimate for the availability in an steady flow setup where changes in potential and kinetic energies may be neglected?

Availability of Octane at $T_i = 750$ F, $P_i = 440$ lbf/in.²

$$R = 13.53 \text{ ft lbf/lbm R} = 0.01739 \text{ Btu/lbm R}$$

$$P_{ri} = \frac{440}{361} = 1.219, \quad T_{ri} = \frac{1209.7}{1023.8} = 1.182$$

From D.2 and D.3:

$$(h_1^* - h_1) = 0.01739 \times 1023.8 \times 1.15 = 20.5 \text{ Btu/lbm}$$

$$(s_1^* - s_1) = 0.01739 \times 0.71 = 0.0123 \text{ Btu/lbm R}$$

Exit state in equilibrium with the surroundings

Assume $T_0 = 77$ F, $P_0 = 14.7$ lbf/in.²

$$T_{r0} = \frac{536.7}{1023.8} = 0.524, \quad P_{r0} = \frac{14.7}{361} = 0.041$$

From D.2 and D.3:

$$(h_0^* - h_0) = RT_C \times 5.41 = 96.3 \quad \text{and} \quad (s_0^* - s_0) = R \times 10.38 = 0.1805$$

$$(h_i^* - h_0^*) = 0.409(1209.7 - 536.7) = 275.3 \text{ Btu/lbm}$$

$$(s_i^* - s_0^*) = 0.409 \ln \frac{1209.7}{536.7} - 0.01739 \ln \frac{440}{14.7} = 0.2733 \text{ Btu/lbm R}$$

$$(h_i - h_0) = -20.5 + 275.3 + 96.3 = 351.1 \text{ Btu/lbm}$$

$$(s_i - s_0) = -0.0123 + 0.2733 + 0.1805 = 0.4415 \text{ Btu/lbm R}$$

$$\psi_i = w^{\text{rev}} = (h_i - h_0) - T_0(s_i - s_0) = 351.1 - 536.7(0.4415) = \mathbf{114.1 \text{ Btu/lbm}}$$

13.141E

A control mass of 10 lbm butane gas initially at 180 F, 75 lbf/in.², is compressed in a reversible isothermal process to one-fifth of its initial volume. What is the heat transfer in the process?

$$\text{Butane } C_4H_{10}: m = 10 \text{ lbm}, \quad T_1 = 180 \text{ F}, P_1 = 75 \text{ lbf/in.}^2$$

$$\text{Compressed, reversible } T = \text{const, to } V_2 = V_1/5$$

$$T_{r1} = \frac{640}{765.4} = 0.836, P_{r1} = \frac{75}{551} = 0.136 \Rightarrow \text{From D.1 and D.3: } Z_1 = 0.92$$

$$(s_1^* - s_1) = 0.16 \times \frac{26.58}{778} = 0.0055 \text{ Btu/lbm R}$$

$$v_1 = \frac{Z_1 R T_1}{P_1} = \frac{0.92 \times 26.58 \times 640}{75 \times 144} = 1.449 \text{ ft}^3/\text{lbm}$$

$$v_2 = v_1/5 = 0.2898 \text{ ft}^3/\text{lbm}$$

$$\text{At } T_{r2} = T_{r1} = 0.836$$

$$\text{From D.1 and D.3: } P_G = 0.34 \times 551 = 187 \text{ lbf/in.}^2$$

$$\text{sat. liq.: } Z_F = 0.058; \quad (s^* - s_F) = R \times 5.02 = 0.1715 \text{ Btu/lbm R}$$

$$\text{sat. vap.: } Z_G = 0.765; \quad (s^* - s_G) = R \times 0.49 = 0.0167 \text{ Btu/lbm R}$$

Therefore

$$v_F = \frac{0.058 \times 26.58 \times 640}{187 \times 144} = 0.0366; \quad v_G = \frac{0.77 \times 26.58 \times 640}{187 \times 144} = 0.4864$$

$$\text{Since } v_F < v_2 < v_G \rightarrow \text{two-phase} \quad x_2 = \frac{v_2 - v_F}{v_G - v_F} = 0.563$$

$$(s_2 - s_2^*) = (1 - x_2)(s_2 - s_{F2}^*) + x_2(s_2 - s_{G2}^*)$$

$$= 0.437 \times 0.1715 + 0.563 \times 0.0167 = 0.0843 \text{ Btu/lbm R}$$

$$(s_2^* - s_1^*) = C_{p0} \ln \frac{T_2}{T_1} - R \ln \frac{P_2}{P_1} = 0 - \frac{26.58}{778} \times \ln \frac{187}{75} = -0.0312 \text{ Btu/lbm R}$$

$$(s_2 - s_1) = -0.0843 - 0.0312 + 0.0055 = -0.110 \text{ Btu/lbm R}$$

$${}_1Q_2 = Tm(s_2 - s_1) = 640 \times 10(-0.110) = \mathbf{-704 \text{ Btu}}$$

13.142E

A distributor of bottled propane, C_3H_8 , needs to bring propane from 630 R, 14.7 lbf/in.² to saturated liquid at 520 R in a steady flow process. If this should be accomplished in a reversible setup given the surroundings at 540 R, find the ratio of the volume flow rates $\dot{V}_{in}/\dot{V}_{out}$, the heat transfer and the work involved in the process.

$$R = 35.04/778 = 0.04504 \text{ Btu/lbm R}$$

$$T_{ri} = \frac{630}{665.6} = 0.947 \quad P_{ri} = \frac{14.7}{616} = 0.024$$

$$\text{From D.1, D.2 and D.3 : } Z_i = 0.99$$

$$(h_i^* - h_i) = 0.04504 \times 665.6 \times 0.03 = 0.9 \text{ Btu/lbm}$$

$$(s_i^* - s_i) = 0.04504 \times 0.02 = 0.0009 \text{ Btu/lbm R}$$

$$T_{re} = 520/665.6 = 0.781,$$

$$\text{From D.1, D.2 and D.3 :}$$

$$P_{re} = 0.21, \quad P_e = 0.21 \times 616 = 129 \text{ lbf/in.}^2$$

$$Z_e = 0.035$$

$$(h_e^* - h_e) = 0.04504 \times 665.6 \times 4.58 = 137.3 \text{ Btu/lbm}$$

$$(s_e^* - s_e) = 0.04504 \times 5.72 = 0.2576 \text{ Btu/lbm R}$$

$$(h_e^* - h_i^*) = 0.407 (520 - 630) = -44.8 \text{ Btu/lbm}$$

$$(s_e^* - s_i^*) = 0.407 \ln \frac{520}{630} - 0.04504 \ln \frac{132}{14.7} = -0.1770 \text{ Btu/lbm R}$$

$$(h_e - h_i) = -137.3 - 44.8 + 0.9 = -181.2 \text{ Btu/lbm}$$

$$(s_e - s_i) = -0.2576 - 0.1759 + 0.0009 = -0.4326 \text{ Btu/lbm R}$$

$$\frac{\dot{V}_{in}}{\dot{V}_{out}} = \frac{Z_i T_i / P_i}{Z_e T_e / P_e} = \frac{0.99}{0.035} \times \frac{630}{520} \times \frac{129}{14.7} = \mathbf{300.7}$$

$$w^{\text{rev}} = (h_i - h_e) - T_0(s_i - s_e) = 181.2 - 540(0.4326) = \mathbf{-52.4 \text{ Btu/lbm}}$$

$$q^{\text{rev}} = (h_e - h_i) + w^{\text{rev}} = -181.2 - 52.4 = \mathbf{-233.6 \text{ Btu/lbm}}$$

Mixtures**13.143E**

A 4 lbm mixture of 50% argon and 50% nitrogen by mole is in a tank at 300 psia, 320 R. How large is the volume using a model of (a) ideal gas and (b) Kay's rule with generalized compressibility charts.

a) Ideal gas mixture

$$\text{Eq.12.5: } M_{\text{mix}} = \sum y_i M_i = 0.5 \times 39.948 + 0.5 \times 28.013 = 33.981$$

$$V = \frac{m\bar{R}T}{M_{\text{mix}}P} = \frac{4 \times 1545.36 \times 320}{33.981 \times 300 \times 144} = \mathbf{1.347 \text{ ft}^3}$$

b) Kay's rule Eq.13.86

$$P_{c \text{ mix}} = 0.5 \times 706 + 0.5 \times 492 = 599 \text{ psia}$$

$$T_{c \text{ mix}} = 0.5 \times 271.4 + 0.5 \times 227.2 = 249.3 \text{ R}$$

$$\text{Reduced properties: } P_r = \frac{300}{599} = 0.50, \quad T_r = \frac{320}{249.3} = 1.284$$

Fig. D.1: $Z = 0.92$

$$V = Z \frac{m\bar{R}T}{M_{\text{mix}}P} = 0.92 \times 1.347 = \mathbf{1.24 \text{ ft}^3}$$

Review Problems

13.144E

A 7-ft³ rigid tank contains propane at 730 R, 500 lbf/in.². A valve is opened, and propane flows out until half the initial mass has escaped, at which point the valve is closed. During this process the mass remaining inside the tank expands according to the relation $Pv^{1.4} = \text{constant}$. Calculate the heat transfer to the tank during the process.

$$C_3H_8: \quad V = 7.0 \text{ ft}^3, \quad T_1 = 730 \text{ R}, \quad P_1 = 500 \text{ lbf/in.}^2$$

$$T_{r1} = \frac{730}{665.6} = 1.097, \quad P_{r1} = \frac{500}{616} = 0.812 \quad \Rightarrow \quad \text{From D.1: } Z_1 = 0.76$$

$$v_1 = \frac{0.76 \times 35.04 \times 730}{500 \times 144} = 0.270 \text{ ft}^3/\text{lbm}, \quad v_2 = 2v_1 = 0.54 \text{ ft}^3/\text{lbm}$$

$$m_1 = 7.0/0.270 = 25.92 \text{ lbm}, \quad m_2 = m_1/2 = 12.96 \text{ lbm},$$

$$P_2 = P_1 \left(\frac{v_1}{v_2} \right)^{1.4} = \frac{500}{2^{1.4}} = 189.5 \text{ lbf/in.}^2$$

$$P_{r2} = \frac{189.5}{616} = 0.308 \quad \left\{ \begin{array}{l} \text{Trial \& error: saturated with} \\ T_2 = 0.825 \times 665.6 = 549.4 \text{ R \&} \\ P_2 v_2 = Z_2 R T_2 \quad \left\{ \begin{array}{l} Z_2 = \frac{189.5 \times 144 \times 0.54}{35.04 \times 549.4} = 0.764 \end{array} \right. \end{array} \right.$$

$$Z_2 = Z_{F2} + x_2(Z_{G2} - Z_{F2})$$

$$0.764 = 0.052 + x_2(0.78 - 0.052) \Rightarrow x_2 = 0.978$$

$$(h_1 - h_1^*) = 35.04 \times 665.6 \times 0.85 / 778 = 25.5 \text{ Btu/lbm}$$

$$(h_2 - h_1^*) = 0.407 (549.4 - 730) = -73.4 \text{ Btu/lbm}$$

$$(h_2 - h_2^*) = (h_2 - h_{F2}^*) - x_2 h_{FG2} = \frac{35.04 \times 665.6}{778} \left[4.41 - 0.978(4.41 - 0.54) \right] = 18.7$$

$$\text{Energy Eq.: } Q_{CV} = m_2 h_2 - m_1 h_1 + (P_1 - P_2)V + m_e h_{e,AVE}$$

$$\text{Let } h_1^* = 0 \text{ then: } h_1 = 0 + (h_1 - h_1^*) = -25.5 \text{ Btu/lbm}$$

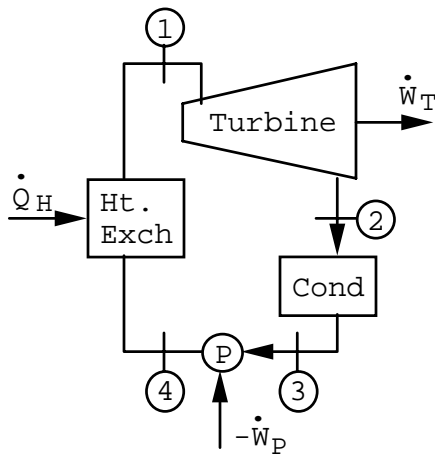
$$h_2 = h_1^* + (h_2 - h_1^*) + (h_2 - h_2^*) = 0 - 73.4 - 18.7 = -92.1 \text{ Btu/lbm}$$

$$h_{e,AVE} = (h_1 + h_2)/2 = -58.8 \text{ Btu/lbm}$$

$$Q_{CV} = 12.96(-92.1) - 25.92(-25.5) + (500 - 189.5) \times 7.0 \times \frac{144}{778} + 12.96(-58.8) \\ = \mathbf{-892 \text{ Btu}}$$

13.145E

A newly developed compound is being considered for use as the working fluid in a small Rankine-cycle power plant driven by a supply of waste heat. Assume the cycle is ideal, with saturated vapor at 400 F entering the turbine and saturated liquid at 70 F exiting the condenser. The only properties known for this compound are molecular weight of 80 lbm/lbmol, ideal gas heat capacity $C_{po} = 0.20$ Btu/lbm R and $T_c = 900$ R, $P_c = 750$ lbf/in.². Calculate the work input, per lbm, to the pump and the cycle thermal efficiency.



$$T_1 = 400 \text{ F} = 860 \text{ R}$$

$$x_1 = 1.0$$

$$T_3 = 70 \text{ F} = 530 \text{ R}$$

$$x_3 = 0.0$$

Properties known:

$$M = 80, C_{pO} = 0.2 \text{ Btu/lbm R}$$

$$T_c = 900 \text{ R}, P_c = 750 \text{ lbf/in.}^2$$

$$T_{r1} = \frac{860}{900} = 0.956, T_{r3} = \frac{530}{900} = 0.589$$

$$\text{From D.1: } P_{r1} = 0.76, P_1 = 0.76 \times 750 = 570 \text{ lbf/in.}^2 = P_4$$

$$P_{r3} = 0.025, P_3 = 19 \text{ lbf/in.}^2 = P_2, Z_{F3} = 0.0045$$

$$v_{F3} = Z_{F3} R T_3 / P_3 = \frac{0.0045 \times 1545 \times 530}{19 \times 144 \times 80} = 0.0168 \text{ ft}^3/\text{lbm}$$

$$w_p = - \int_3^4 v dP \approx v_{F3} (P_4 - P_3) = -0.0168 (570 - 19) \times \frac{144}{778} = -1.71 \text{ Btu/lbm}$$

$$q_H + h_4 = h_1, \text{ but } h_3 = h_4 + w_p \Rightarrow q_H = (h_1 - h_3) + w_p$$

From D.2,

$$(h_1^* - h_1) = (1.9859/80) \times 900 \times 1.34 = 30.0 \text{ Btu/lbm}$$

$$(h_3^* - h_3) = (1.9859/80) \times 900 \times 5.2 = 116.1 \text{ Btu/lbm}$$

$$(h_1^* - h_3^*) = C_{p0} (T_1 - T_3) = 0.2(400 - 70) = 66.0 \text{ Btu/lbm}$$

$$(h_1 - h_3) = -30.0 + 66.0 + 116.1 = 152.1 \text{ Btu/lbm}$$

$$q_H = 152.1 + (-1.71) = 150.4 \text{ Btu/lbm}$$

$$\text{Turbine, } (s_2 - s_1) = 0 = -(s_2 - s_2^*) + (s_2^* - s_1^*) + (s_1^* - s_1)$$

From D.3,

$$(s_1^* - s_1) = (1.9859/80) \times 1.06 = 0.0263 \text{ Btu/lbm R}$$

$$(s_2^* - s_1^*) = 0.20 \ln \frac{530}{860} - 0.02482 \ln \frac{19}{570} = -0.0124 \text{ Btu/lbm R}$$

Substituting,

$$(s_2^* - s_2) = -0.0124 + 0.0263 = 0.0139 = (s_2^* - s_{F2}^*) - x_2 s_{FG2}$$

$$0.0139 = 0.02482 \times 8.77 - x_2 \times 0.02482 (8.77 - 0.075)$$

$$\Rightarrow x_2 = 0.9444$$

$$(h_2^* - h_2) = (h_2^* - h_{F2}^*) - x_2 h_{FG2}$$

From D.2,

$$h_{fg2} = 0.02482 \times 900 (5.2 - 0.07) = 114.6 \text{ Btu/lbm}$$

$$(h_2^* - h_2) = 116.1 - 0.9444 \times 114.6 = 7.9 \text{ Btu/lbm}$$

$$w_T = (h_1 - h_2) = -30.0 + 66.0 + 7.9 = 43.9 \text{ Btu/lbm}$$

$$\eta_{TH} = \frac{w_{NET}}{q_H} = \frac{43.9 - 1.7}{150.4} = \mathbf{0.281}$$

**SOLUTION MANUAL
SI UNIT PROBLEMS
CHAPTER 14**

SONNTAG • BORGNAKKE • VAN WYLEN



FUNDAMENTALS
of
Thermodynamics
Sixth Edition

CONTENT

SUBSECTION	PROB NO.
Correspondence table	
Concept-Study Guide Problems	1-20
Fuels and the Combustion Process	21-40
Energy Equation, Enthalpy of Formation	41-54
Enthalpy of Combustion and heating Value	55-70
Adiabatic Flame Temperature	71-85
Second Law for the Combustion Process	86-96
Problems Involving Generalized Charts or Real Mixtures	97-103
Fuel cells	104-107
Combustion Efficiency	108-111
Review Problems	112-121
English Unit Problems	122-151

Correspondence List

CHAPTER 14**6th edition****Sonntag/Borgnakke/Wylen**

The correspondence between the new problem set and the previous 5th edition chapter 14 problem set.

The concepts study guide problems 14.1-14.20 are all new

New	5th	New	5th	New	5th	New	5th
21	1	51	16	81	37	111	63
22	3	52	30	82	38	112	23
23	new	53	41	83	39	113	new
24	2mod	54	68	84	new	114	36
25	4	55	18	85	48	115	40
26	5	56	new	86	52	116	49
27	6	57	22mod	87	new	117	55
28	new	58	42	88	new	118	71
29	7	59	43	89	53	119	73
30	8	60	24mod	90	new	120	70
31	9	61	44	91	54	121	72
32	new	62	45	92	57		
33	10	63	25mod	93	58		
34	11	64	new	94	60		
35	12	65	46	95	new		
36	13	66	47	96	69		
37	new	67	new	97	21		
38	14	68	new	98	27		
39	15	69	50	99	33		
40	51	70	new	100	56		
41	19	71	new	101	66		
42	20	72	32	102	67		
43	22	73	new	103	74		
44	17	74	34	104	64		
45	24	75	new	105	new		
46	new	76	new	106	65a		
47	25	77	35	107	65mod		
48	26	78	31	108	59		
49	28	79	new	109	61		
50	29	80	new	110	62		

The English unit problems are:

New	5th	SI	New	5th	SI	New	5th	SI
122	new	11	132	86	52	142	91	83
123	new	13	133	92	53	143	new	87
124	75	34	134	new	64	144	94	93
125	76	39	135	93	66	145	95	94
126	78	41	136	new	71	146	80	97
127	79	42	137	new	73	147	83	98
128	82	45	138	87	78	148	98	104
129	84	49	139	88	77	149	96	110
130	85	50	140	89	81	150	97	111
131	77	51	141	90	82	151	81	112

Concept-Study Guide Problems

14.1

How many kmoles of air are needed to burn 1 kmol of carbon?

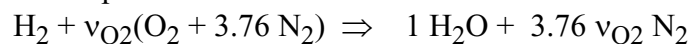


One kmol of O_2 is required to form CO_2 . Since air is 21 % O_2 , this means 4.76 kmol of air.

14.2

If I burn 1 kmol of hydrogen H_2 with 6 kmol air what is A/F ratio on a mole basis and what is the percent theoretical air?

Combustion Eq. stoichiometric:



$$\nu_{\text{O}_2} = 0.5 ; \quad (\text{A/F})_S = \nu_{\text{O}_2} \times (1 + 3.76) / 1 = 2.38$$

Six kmol of air is: $1.26 \text{ O}_2 + 4.74 \text{ N}_2$.

The A/F mole ratio is 6, so the percent theoretical air is

$$\% \text{Theoretical air} = \frac{(\text{A/F})_{\text{ac}}}{(\text{A/F})_S} \times 100 = \frac{6}{2.38} \times 100 = 252 \%$$

14.3

Why would I sometimes need A/F on a mole basis? on a mass basis?

If you want to meter (measure) the fuel and air flows it can be done as a volume flowrate which is proportional to moles ($P\dot{V} = \dot{n}\bar{R}T$) in which case concentrations on a mole basis are needed.

The fuel and air flows can also be measured with a method that measures mass flow rate \dot{m} or if you are filling up tanks to store the fuel and oxidizer as in a rocket in both cases the concentrations on a mass basis are needed.

14.4

Why is there no significant difference between the number of moles of reactants versus products in combustion of hydrocarbon fuels with air?

In most hydrocarbon fuels, there are approximately twice as many hydrogen atoms as carbon atoms, so the numbers of moles of CO_2 and H_2O in the products are roughly equal, the total of which is not too different from the O_2 required in the reactants. The number of excess O_2 is the same in reactants and products. The total number of moles is dominated by the N_2 in each, especially with excess air.

14.5

For the 110% theoretical air in Eq.14.8 what is the equivalence ratio? Is that mixture rich or lean?

110% Theoretical air means also $AF = 1.1 AF_S$
so from the definition in Eq.14.6

$$\Phi = \frac{AF_S}{AF} = \frac{1}{1.10} = 0.909 \quad \text{a lean mixture}$$

14.6


Why are products measured on a dry basis?

Combustion products have traditionally been measured by passing the gas mixture through a series of solutions that selectively absorb the components one-by-one and measuring the resulting gas volume decreases. The water component is condensed out in these processes, leaving the others – that is, a dry basis. Other and newer instruments measure the concentrations by optical means and these are sensitive to moisture content, which can corrode the surfaces and destroy the sensors. If the water stays in the mixture it typically have to stay hot to prevent condensation at undesirable locations where that would alter the concentrations of the remaining gas mixture components.

14.7


What is the dew point of hydrogen burned with stoichiometric pure oxygen? air?

For H_2 burned with pure oxygen



with the only product as water, so the dew-point at 100 kPa pressure is **99.6°C**.

For H_2 burned with stoichiometric air



the product mixture is water and nitrogen. The partial pressure of the water at a pressure of 100 kPa is

$$P_v = P_{\text{tot}} y_v = 100 \times \frac{1}{1 + 1.88} = 34.7 \text{ kPa},$$

corresponding to a dew-point of **72.3°C**.

14.8

How does the dew point change as equivalence ratio goes from 0.9 to 1 to 1.1?

For a given amount of water in the products, the smaller the total number of moles of other gases is (as Φ increases), the higher the partial pressure of the water and therefore the dew-point temperature. As Φ becomes greater than 1.0, there will be incomplete combustion, and the resulting composition will be affected to have some unburned fuel and therefore relative less water. The relative maximum amount of water is then at a stoichiometric mixture $\Phi = 1$ and this is also maximum dew point temperature.

14.9

In most cases combustion products are exhausted above the dew point. Why?

If any water in the products condenses, it will be acidic due to the other gases in the products. There are always minute amounts of unburned or partially burned fuel and intermediate species in the products that can combine with water and create a very corrosive mixture.

14.10

Why does combustion contribute to global warming?

Any combustion of a hydrocarbon fuel produces carbon dioxide, which in the atmosphere is a contributing factor to global warming. Carbon dioxide absorbs radiation over a wide spectrum and thus heats the atmosphere. This is not just man-made, but nature has forest fires and volcanic action that liberates gases into the atmosphere.

14.11

What is the enthalpy of formation for oxygen as O₂? If O? For CO₂?

The enthalpy of formation of O₂ is zero, by choice of the reference base. Relative to this base, the value for the monatomic form O is

$$\bar{h}_{fO}^{\circ} = +249\,170 \text{ kJ/kmol (Table A.9),}$$

and the value for CO₂ is

$$\bar{h}_{fCO_2}^{\circ} = -393\,522 \text{ kJ/kmol (Table A.9 or A.10).}$$

14.12

How is a fuel enthalpy of combustion connected to its enthalpy of formation?

The enthalpy of combustion of a fuel is the difference in enthalpy of the products and reactants for the combustion involving the fuel, these enthalpies include the various enthalpies of formation.

14.13

What is the higher and lower heating value HHV, LHV of n-Butane?

The heating value is the negative of the enthalpy of combustion. From Table 14.3, the HHV of gaseous n-Butane at 25°C is

$$\text{HHV} = 49\,500 \text{ kJ/kg},$$

and the corresponding LHV is

$$\text{LHV} = 45\,714 \text{ kJ/kg}.$$

Notice the table is on a mass basis (per kg fuel).

14.14

What is the value of h_{fg} for n-Octane?

This can be obtained from two places. From Table A.10 we get

$$h_{fg} = (\bar{h}_{f \text{ vap}}^0 - \bar{h}_{f \text{ liq}}^0) / M = [(-208\,600 - (-250\,105))] / 114.232 = \mathbf{363 \text{ kJ/kg}}$$

The h_{fg} of a fuel listed in Table 14.3 is the difference between the first two columns in the table (or the third and fourth). For n-Octane, this value is

$$h_{fg} = -47\,893 - (-48\,256) = \mathbf{363 \text{ kJ/kg}}$$

To see this remember

$$H_{RP}^{\circ} = H_P^{\circ} - H_R^{\circ} = H_P^{\circ} - \bar{h}_{f \text{ fuel vap or liq}}^0$$

so when we take the difference between fuel as gas or liquid all other terms will cancel out leaving h_{fg} for the fuel.

14.15

Why do some fuels not have entries for liquid fuel in Table 14.3?

Those fuels cannot exist as liquids at 25°C (above their critical temperature).

14.16

Does it make a difference for the enthalpy of combustion whether I burn with pure oxygen or air? What about the adiabatic flame temperature?

No difference in the enthalpy of combustion – the nitrogen in the air is the same in the reactants and products, and its enthalpy cancels out. The adiabatic flame temperature is much lower for combustion with air, because a significant part of the energy release from the combustion goes into heating the nitrogen (as well as the other products) to the flame temperature.

14.17

What happens to the adiabatic flame temperature if I burn rich or lean?

The higher the percent theoretical air used in combustion (the leaner), the larger the number of moles of products, especially nitrogen, which decreases the adiabatic flame temperature. Burning rich causes incomplete combustion, however, with a smaller release of energy.

Experimentally the highest temperature is reached for slightly rich.

Heavy molecules show up as yellow. Oxygen diffuses in from the air and the fuel evaporates from the wick. As air mixes in, the flame cools.



14.18

Is the irreversibility in a combustion process significant? Why is that?

A combustion process is highly irreversible with a large increase in entropy. It takes place at a rapid rate, due to large driving forces, and results in stable products of combustion that have little or no tendency to return to their former constituents and states.

14.19

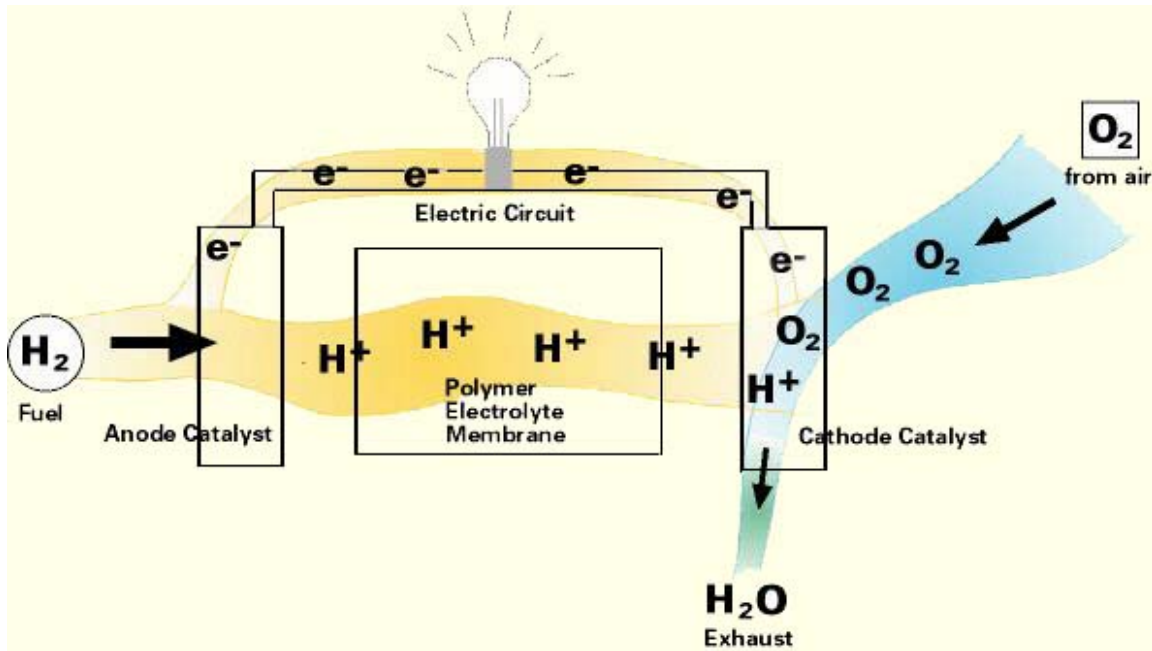
If the A/F ratio is larger than stoichiometric is it more or less reversible?

Less reversible more irreversible. The excess oxidizer (air) is being heated up, Q over a finite temperature difference is an irreversible process. The same is true for A/F smaller than one where the excess fuel is heated up.

14.20

What makes the fuel cell attractive from a power generating point of view?

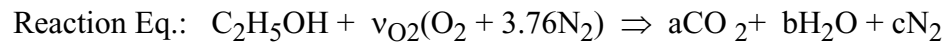
Fuel cells are attractive for power generation because their direct output is electrical energy. They also have a much higher power density as power per unit volume or power per unit mass and thus can be used in mobile applications.



Fuels and the Combustion Process

14.21

Calculate the theoretical air-fuel ratio on a mass and mole basis for the combustion of ethanol, C_2H_5OH .



$$\text{Balance C: } 2 = a \quad \text{Balance H: } 6 = 2b \quad \Rightarrow \quad b = 3$$

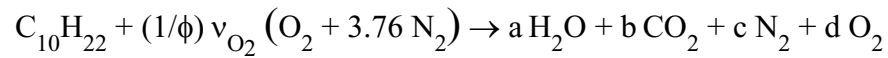
$$\text{Balance O: } 1 + 2v_{O_2} = 2a + b = 4 + 3 = 7 \quad \Rightarrow \quad v_{O_2} = 3$$

$$(\text{air/fuel})_{\text{mol}} = v_{O_2}(1 + 3.76)/1 = 3 \times 4.76 = \mathbf{14.28}$$

$$\begin{aligned} (\text{air/fuel})_{\text{mass}} &= (v_{O_2}M_{O_2} + v_{N_2}M_{N_2})/M_{\text{Fuel}} \\ &= (3 \times 31.999 + 11.28 \times 28.013)/46.069 = \mathbf{8.943} \end{aligned}$$

14.22

A certain fuel oil has the composition $C_{10}H_{22}$. If this fuel is burned with 150% theoretical air, what is the composition of the products of combustion?



Stoichiometric combustion: $\phi = 1$, $d = 0$,

$$\text{C balance: } b = 10$$

$$\text{H balance: } a = 22/2 = 11,$$

$$\text{O balance: } 2 v_{O_2} = a + 2b = 11 + 20 = 31 \Rightarrow v_{O_2} = 15.5$$

$$\text{Actual case: } 1/\phi = 1.5 \Rightarrow v_{O_2} = 1.5 \times 15.5 = 23.25$$

$$\text{H balance: } a = 11, \quad \text{C balance: } b = 10,$$

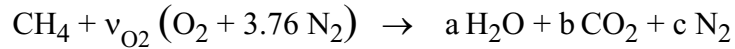
$$\text{N balance: } c = 23.25 \times 3.76 = 87.42$$

$$\text{O}_2 \text{ balance: } d = 23.25 - 10 - 11/2 = 7.75 \text{ (excess oxygen)}$$

14.23

Methane is burned with 200% theoretical air. Find the composition and the dew point of the products.

The reaction equation for stoichiometric mixture is:



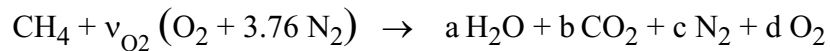
C balance: $1 = b$;

H balance: $4 = 2a$

O balance: $2 v_{\text{O}_2} = a + 2b = 2 + 2 \times 1 \Rightarrow v_{\text{O}_2} = 2$

N₂ balance: $3.76 v_{\text{O}_2} = c = 7.52$

200% theoretical air: $v_{\text{O}_2} = 2 \times 2 = 4$ so now more O₂ and N₂



N₂ balance: $3.76 v_{\text{O}_2} = c = 15.04$

Extra oxygen: $d = 4 - 1 - 1 = 2$

Products: $2 \text{H}_2\text{O} + 1 \text{CO}_2 + 15.04 \text{N}_2 + 2 \text{O}_2$

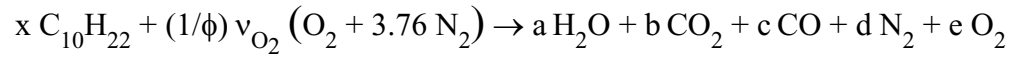
Water vapor mole fraction: $y_v = \frac{2}{1 + 2 + 2 + 15.04} = 0.0998$

Partial water vapor pressure: $P_v = y_v P_o = 0.0998 \times 101 = 9.98 \text{ kPa}$

$P_g(T_{\text{dew}}) = P_v = 9.98 \text{ kPa} \Rightarrow T_{\text{dew}} = \mathbf{45.8^\circ\text{C}}$

14.24

In a combustion process with decane, $C_{10}H_{22}$, and air, the dry product mole fractions are 83.61% N_2 , 4.91% O_2 , 10.56% CO_2 and 0.92% CO . Find the equivalence ratio and the percent theoretical air of the reactants.



Stoichiometric combustion: $\phi = 1$, $c = 0$, $e = 0$,

C balance: $b = 10x$

H balance: $a = 22x/2 = 11x$,

O balance: $2 v_{O_2} = a + 2b = 11x + 20x = 31x$

$$v_{O_2} = 15.5x, \quad v_{N_2} = 58.28x \quad \Rightarrow \quad (A/F)_s = (v_{O_2} + v_{N_2})/x = \mathbf{73.78}$$

Actual combustion: $d = 83.61 \rightarrow$

N balance: $(1/\phi) v_{O_2} \times 3.76 = 83.61 \rightarrow (1/\phi) v_{O_2} = 22.24$

C balance: $10x = 10.56 + 0.92 = 11.48 \Rightarrow x = 1.148$

$$(A/F)_{ac} = (1/\phi) v_{O_2} \times 4.76/1.148 = \mathbf{92.215}$$

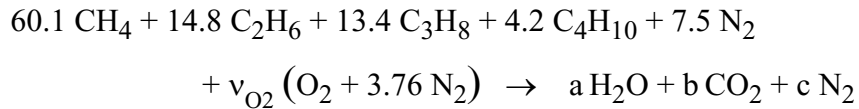
$$\phi = (F/A)_{ac} / (F/A)_s = (A/F)_s / (A/F)_{ac} = 73.78 / 92.215 = \mathbf{0.80} \quad \text{or} \quad \phi = \mathbf{0.8}$$

$$\text{Percent theoretical air} = 100 (1/\phi) = \mathbf{125\%}$$

14.25

Natural gas B from Table 14.2 is burned with 20% excess air. Determine the composition of the products.

The reaction equation (stoichiometric and complete combustion) with the fuel composition is:



$$\text{C balance: } 60.1 + 2 \times 14.8 + 3 \times 13.4 + 4 \times 4.2 = b = 146.7$$

$$\text{H balance: } 4 \times 60.1 + 6 \times 14.8 + 8 \times 13.4 + 10 \times 4.2 = 2a = 478.4 \Rightarrow a = 239.2$$

$$\text{O balance: } 2 v_{\text{O}_2} = a + 2b = 239.2 + 2 \times 146.7 \Rightarrow v_{\text{O}_2} = 266.3$$

$$\text{N}_2 \text{ balance: } 7.5 + 3.76 v_{\text{O}_2} = c = 1008.8$$

$$20\% \text{ excess air: } v_{\text{O}_2} = 1.2 \times 266.3 = 319.56 \quad \text{so now more O}_2 \text{ and N}_2$$

$$\text{Extra oxygen: } d = 319.56 - 266.3 = 53.26, \quad c = 7.5 + 3.76 \times 319.56 = 1209$$

$$\text{Products: } 239.2 \text{ H}_2\text{O} + 146.7 \text{ CO}_2 + 1209 \text{ N}_2 + 53.26 \text{ O}_2$$

To the expert the color of the flame can tell about the composition. It can also tell about other gases present if they have distinct color emission.



14.26

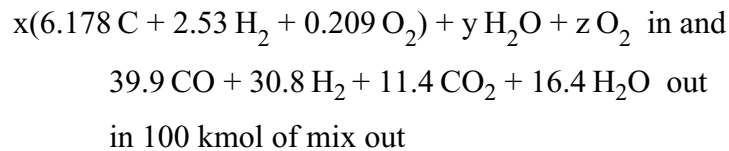
A Pennsylvania coal contains 74.2% C, 5.1% H, 6.7% O, (dry basis, mass percent) plus ash and small percentages of N and S. This coal is fed into a gasifier along with oxygen and steam, as shown in Fig. P14.26. The exiting product gas composition is measured on a mole basis to: 39.9% CO, 30.8% H₂, 11.4% CO₂, 16.4% H₂O plus small percentages of CH₄, N₂, and H₂S. How many kilograms of coal are required to produce 100 kmol of product gas? How much oxygen and steam are required?

Convert the mass concentrations to number of kmol per 100 kg coal:

$$\text{C: } n = 74.2/12.01 = 6.178 \quad \text{H}_2: n = 5.1/2.016 = 2.530$$

$$\text{O}_2: n = 6.7/31.999 = 0.209$$

Now the combustion equation reads



Now we can do the atom balance to find (x, y, z)

$$\text{C balance: } 6.178 x = 39.9 + 11.4 \rightarrow x = 8.304$$

$$\text{H}_2 \text{ balance: } 2.53 \times 8.304 + y = 30.8 + 16.4 \rightarrow y = 26.191$$

$$\text{O}_2 \text{ balance: } 0.209 \times 8.304 + \frac{26.191}{2} + z = \frac{39.9}{2} + 11.4 + \frac{16.4}{2} \rightarrow z = 24.719$$

Therefore, for 100 kmol of mixture out

require: **830.4 kg** of coal
 26.191 kmol of steam
 24.719 kmol of oxygen



14.27

Repeat Problem 14.26 for a certain Utah coal that contains, according to the coal analysis, 68.2% C, 4.8% H, 15.7% O on a mass basis. The exiting product gas contains 30.9% CO, 26.7% H₂, 15.9% CO₂ and 25.7% H₂O on a mole basis.

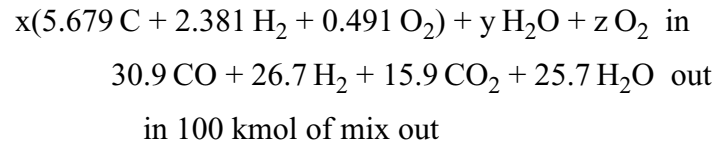
Convert the mass concentrations to number of kmol per 100 kg coal:

$$\text{C: } 68.2/12.01 = 5.679$$

$$\text{H}_2: 4.8/2.016 = 2.381$$

$$\text{O}_2: 15.7/32.00 = 0.491$$

Now the combustion equation reads



Now we can do the atom balance to find (x, y, z)

$$\text{C: } 5.679x = 30.9 + 15.9 \rightarrow x = 8.241$$

$$\text{H}_2: 2.381 \times 8.241 + y = 26.7 + 25.7 \rightarrow y = 32.778$$

$$\begin{aligned} \text{O}_2: 0.491 \times 8.241 + \frac{32.778}{2} + z &= \frac{30.9}{2} + 15.9 + \frac{25.7}{2} \\ \rightarrow z &= 23.765 \end{aligned}$$

Therefore, for 100 kmol of mixture out,

require: **824.1 kg** of coal

32.778 kmol of steam

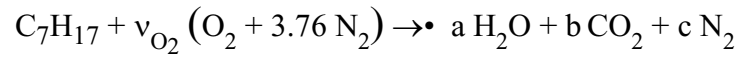
23.765 kmol of oxygen



14.28

For complete stoichiometric combustion of gasoline, C_7H_{17} , determine the fuel molecular weight, the combustion products, and the mass of carbon dioxide produced per kg of fuel burned.

Stoichiometric combustion:



C balance: $7 = b$

H balance: $17 = 2a, \quad \Rightarrow \quad a = 8.5$

O balance: $2 v_{O_2} = a + 2b = 8.5 + 14 = 22.5 \quad \Rightarrow \quad v_{O_2} = 11.25$

N balance: $c = 3.76 v_{O_2} = 3.76 \times 11.25 = 42.3$

$$M_{FUEL} = 7 M_C + 17 M_H = 7 \times 12.011 + 17 \times 1.008 = \mathbf{101.213}$$

$$\frac{m_{CO_2}}{m_{FUEL}} = \frac{7 M_{CO_2}}{M_{FUEL}} = \frac{7 \times 44.01}{101.213} = \mathbf{3.044 \text{ kg CO}_2 \text{ per kg fuel}}$$

14.29

A sample of pine bark has the following ultimate analysis on a dry basis, percent by mass: 5.6% H, 53.4% C, 0.1% S, 0.1% N, 37.9% O and 2.9% ash. This bark will be used as a fuel by burning it with 100% theoretical air in a furnace.

Determine the air–fuel ratio on a mass basis.

Converting the Bark Analysis from a mass basis:

Substance	S	H ₂	C	O ₂	N ₂
c/M =	0.1/32	5.6/2	53.4/12	37.9/32	0.1/28
kmol / 100 kg coal	0.003	2.80	4.45	1.184	0.004
Product	SO ₂	H ₂ O	CO ₂		
oxygen required	0.003	1.40	4.45	--	--

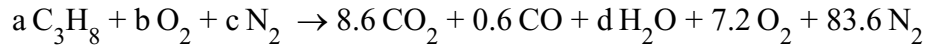
Combustion requires: $0.003 + 1.40 + 4.45 = 5.853$ kmol O₂ there is in the bark 1.184 kmol O₂ so the net from air is 4.669 kmol O₂

$$AF = (4.669 + 4.669 \times 3.76) \times \frac{28.97}{100} = \mathbf{6.44 \frac{kg \text{ air}}{kg \text{ bark}}}$$



14.30

Liquid propane is burned with dry air. A volumetric analysis of the products of combustion yields the following volume percent composition on a dry basis: 8.6% CO₂, 0.6% CO, 7.2% O₂ and 83.6% N₂. Determine the percent of theoretical air used in this combustion process.



$$\text{C balance: } 3a = 8.6 + 0.6 = 9.2 \Rightarrow a = 3.067$$


$$\text{H}_2 \text{ balance: } 4a = d \Rightarrow d = 12.267$$

$$\text{N}_2 \text{ balance: } c = 83.6$$

$$\text{O}_2 \text{ balance: } b = 8.6 + \frac{0.6}{2} + \frac{12.267}{2} + 7.2 = 22.234$$

$$\text{Air-Fuel ratio} = \frac{22.234 + 83.6}{3.067} = 34.51$$

Theoretical:



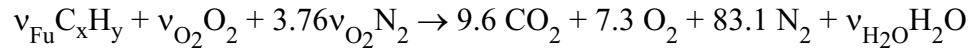
$$\Rightarrow \text{theo. A-F ratio} = \frac{5 + 18.8}{1} = 23.8$$

$$\% \text{ theoretical air} = \frac{34.51}{23.8} \times 100 \% = \mathbf{145 \%}$$



14.31

A fuel, C_xH_y , is burned with dry air and the product composition is measured on a dry mole basis to be: 9.6% CO_2 , 7.3% O_2 and 83.1% N_2 . Find the fuel composition (x/y) and the percent theoretical air used.



$$N_2 \text{ balance: } 3.76 v_{O_2} = 83.1 \Rightarrow v_{O_2} = \mathbf{22.101}$$

$$O_2 \text{ balance: } v_{O_2} = 9.6 + 7.3 + \frac{1}{2} v_{H_2O} \Rightarrow v_{H_2O} = \mathbf{10.402}$$

$$H \text{ balance: } v_{\text{Fu}} y = 2 v_{H_2O} = \mathbf{20.804}$$

$$C \text{ balance: } v_{\text{Fu}} x = \mathbf{9.6}$$

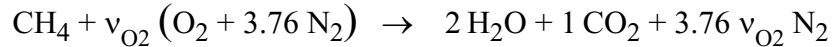
$$\text{Fuel composition ratio} = x/y = 9.6/20.804 = \mathbf{0.461}$$

$$\text{Theoretical air} = \frac{v_{O_2AC}}{v_{O_2stoich}} 100 = \frac{22.101}{9.6 + \frac{1}{4} \times 29.804} 100 = \mathbf{149.3\%}$$

14.32

For the combustion of methane 150% theoretical air is used at 25°C, 100 kPa and relative humidity of 70%. Find the composition and dew point of the products.

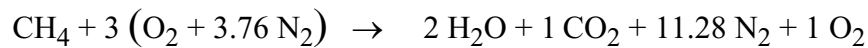
The reaction equation for stoichiometric mixture is:



C balance: $v_{\text{CO}_2} = 1$, H balance: $2v_{\text{H}_2\text{O}} = 4$, N₂ balance: $v_{\text{N}_2} = 3.76 v_{\text{O}_2}$

O balance: $2 v_{\text{O}_2} = v_{\text{H}_2\text{O}} + 2v_{\text{CO}_2} = 2 + 2 \times 1 \Rightarrow v_{\text{O}_2} = 2$

150% theoretical air: $v_{\text{O}_2} = 1.5 \times 2 = 3$ so now more O₂ and N₂



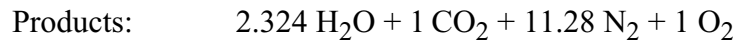
Add water to the dry air from Eq.12.28

$$w = 0.622 \frac{\phi P_g}{P_{\text{tot}} - \phi P_g} = 0.622 \frac{0.7 \times 3.169}{100 - 0.7 \times 3.169} = 0.0141$$

So the number of moles to add is from Eq.14.9

$$x = 7.655 w = 7.655 \times 0.0141 = 0.108$$

and the added number of moles is $v_{\text{O}_2} x = 0.324$, the products are then



The water partial pressure becomes

$$P_v = y_v P_{\text{tot}} = \frac{2.324}{2.324 + 1 + 11.28 + 1} 100 = 14.894 \text{ kPa}$$

$$T_{\text{dew}} = 53.8^\circ\text{C}$$

14.33

Many coals from the western United States have a high moisture content. Consider the following sample of Wyoming coal, for which the ultimate analysis on an as-received basis is, by mass:

Component	Moisture	H	C	S	N	O	Ash
% mass	28.9	3.5	48.6	0.5	0.7	12.0	5.8

This coal is burned in the steam generator of a large power plant with 150% theoretical air. Determine the air–fuel ratio on a mass basis.

Converting from mass analysis:

Substance	S	H ₂	C	O ₂	N ₂
c/M =	0.5/32	3.5/2	4.86/12	12/32	0.7/28
kmol / 100 kg coal	0.0156	1.75	4.05	0.375	0.025
Product	SO ₂	H ₂ O	CO ₂		
oxygen required	0.0156	0.875	4.05	--	--

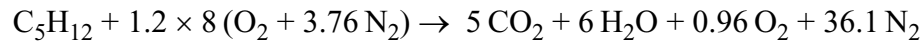
Combustion requires then oxygen as: $0.0156 + 0.875 + 4.05 = 4.9406$

The coal does include 0.375 O_2 so only 4.5656 O_2 from air/100 kg coal

$AF = 1.5 \times (4.5656 + 4.5656 \times 3.76) \times 28.97/100 = \mathbf{9.444 \text{ kg air/kg coal}}$

14.34

Pentane is burned with 120% theoretical air in a constant pressure process at 100 kPa. The products are cooled to ambient temperature, 20°C. How much mass of water is condensed per kilogram of fuel? Repeat the answer, assuming that the air used in the combustion has a relative humidity of 90%.



Products cooled to 20°C, 100 kPa, so for H₂O at 20°C: P_g = 2.339 kPa

$$y_{\text{H}_2\text{O MAX}} = P_g/P = \frac{2.339}{100} = \frac{n_{\text{H}_2\text{O MAX}}}{n_{\text{H}_2\text{O MAX}} + 42.06} \Rightarrow n_{\text{H}_2\text{O MAX}} = 1.007 < n_{\text{H}_2\text{O}}$$

$$\text{Therefore, } n_{\text{H}_2\text{O VAP}} = 1.007, \quad n_{\text{H}_2\text{O LIQ}} = 6 - 1.007 = 4.993$$

$$m_{\text{H}_2\text{O LIQ}} = \frac{4.993 \times 18.015}{72.151} = \mathbf{1.247 \text{ kg/kg fuel}}$$

$$P_{v1} = 0.9 \times 2.339 = 2.105 \text{ kPa} \Rightarrow w_1 = 0.622 \times \frac{2.105}{97.895} = 0.013375$$

$$n_{\text{H}_2\text{O IN}} = 0.013375 \times \frac{28.97}{18.015} \times (9.6 + 36.1) = 0.983 \text{ kmol}$$

$$n_{\text{H}_2\text{O OUT}} = 0.983 + 6 = 6.983 \Rightarrow n_{\text{H}_2\text{O LIQ}} = 6.983 - 1.007 = 5.976 \text{ kmol}$$

$$n_{\text{H}_2\text{O LIQ}} = \frac{5.976 \times 18.015}{72.151} = \mathbf{1.492 \text{ kg/kg fuel}}$$

14.35

The coal gasifier in an integrated gasification combined cycle (IGCC) power plant produces a gas mixture with the following volumetric percent composition:

Product	CH ₄	H ₂	CO	CO ₂	N ₂	H ₂ O	H ₂ S	NH ₃
% vol.	0.3	29.6	41.0	10.0	0.8	17.0	1.1	0.2

This gas is cooled to 40°C, 3 MPa, and the H₂S and NH₃ are removed in water scrubbers. Assuming that the resulting mixture, which is sent to the combustors, is saturated with water, determine the mixture composition and the theoretical air–fuel ratio in the combustors.

CH ₄	H ₂	CO	CO ₂	N ₂	n
0.3	29.6	41.0	10.0	0.8	81.7

$$y_{\text{H}_2\text{O}} = \frac{n_V}{n_V + 81.7}, \quad \text{where } n_V = \text{number of moles of water vapor}$$

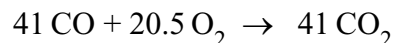
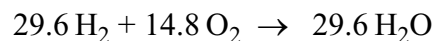
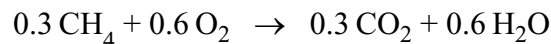
$$\text{Cool to } 40^\circ\text{C } P_G = 7.384, \quad P = 3000 \text{ kPa}$$

$$y_{\text{H}_2\text{O MAX}} = \frac{7.384}{3000} = \frac{n_V}{n_V + 81.7} \rightarrow n_V = 0.2016$$

a) Mixture composition:

CH ₄	H ₂	CO	CO ₂	N ₂	H ₂ O(v)
0.3 kmol	29.6	41.0	10.0	0.8	0.2016

81.9016 kmol (from 100 kmol of the original gas mixture)



$$\Rightarrow \text{Number of moles of O}_2 = 0.6 + 14.8 + 20.5 = 35.9$$

$$\text{Number of moles of air} = 35.9 + 3.76 \times 35.9 \text{ (N}_2\text{)}$$

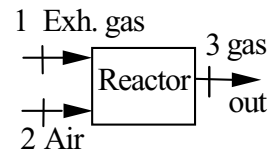
$$\begin{aligned} A/F &= \frac{28.97(35.9 + 3.76(35.9))}{0.3(16) + 29.6(2) + 41(28) + 10(44) + 0.8(28) + 0.2016(18)} \\ &= \mathbf{2.95 \text{ kg air/kg fuel}} \end{aligned}$$

14.36

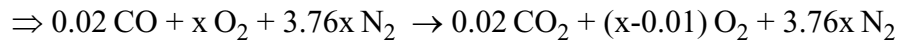
The hot exhaust gas from an internal combustion engine is analyzed and found to have the following percent composition on a volumetric basis at the engine exhaust manifold. 10% CO₂, 2% CO, 13% H₂O, 3% O₂ and 72% N₂. This gas is fed to an exhaust gas reactor and mixed with a certain amount of air to eliminate the carbon monoxide, as shown in Fig. P14.36. It has been determined that a mole fraction of 10% oxygen in the mixture at state 3 will ensure that no CO remains. What must the ratio of flows be entering the reactor?

Exhaust gas at state 1: CO₂ 10 %, H₂O 13%,
CO 2%, O₂ 3%, N₂ 72%

Exhaust gas at state 3: CO = 0 %, O₂ = 10 %



Reaction equation for the carbon monoxide



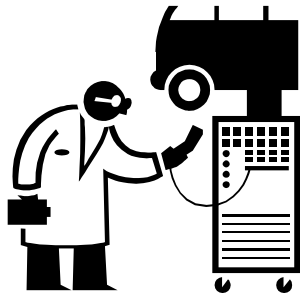
$$\begin{aligned} \text{At 3: } v_{\text{CO}_2} &= 0.10 + 0.02 = 0.12, & v_{\text{H}_2\text{O}} &= 0.13 \\ v_{\text{O}_2} &= (x-0.01) + 0.03 = x + 0.02 & v_{\text{N}_2} &= 0.72 + 3.76x \end{aligned}$$

or

$$n_{\text{TOT}} = 0.12 + 0.13 + x + 0.02 + 0.72 + 3.76x = 0.99 + 4.76x$$

$$y_{\text{O}_2} = 0.10 = \frac{x + 0.02}{0.99 + 4.76x} \rightarrow x = 0.151$$

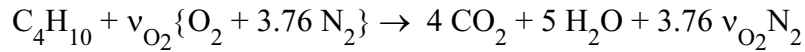
$$\text{or } \frac{\text{air } 2}{\text{Exh. Gas } 1} = \frac{4.76x}{1} = 0.718 \frac{\text{kmol air}}{\text{kmol Exh. gas}}$$



14.37

Butane is burned with dry air at 40°C, 100 kPa with AF = 26 on a mass basis. For complete combustion find the equivalence ratio, % theoretical air and the dew point of the products. How much water (kg/kg fuel) is condensed out, if any, when the products are cooled down to ambient temperature?

Solution:



$$\text{Stoichiometric } v_{\text{O}_2 \text{ S}} = 4 + 5/2 = 6.5; \quad 3.76 v_{\text{O}_2} = 24.44$$

$$(A/F)_\text{S} = 6.5(31.999 + 3.76 \times 28.013)/58.124 = 15.3574$$

$$\text{Actual: } v_{\text{O}_2 \text{ ac}} = \frac{(A/F)_\text{ac}}{(A/F)_\text{S}} v_{\text{O}_2 \text{ S}} = \frac{26}{15.3574} 6.5 = 11$$

$$\% \text{ Theoretical air} = \frac{26}{15.3574} 100 = \mathbf{169.3\%}$$

$$\text{Equivalence ratio } \Phi = 1/1.693 = \mathbf{0.59}$$

$$\text{Actual products: } 4 \text{CO}_2 + 5 \text{H}_2\text{O} + 4.5 \text{O}_2 + 41.36 \text{N}_2$$

The water partial pressure becomes

$$P_v = y_v P_{\text{tot}} = \frac{5}{4 + 5 + 4.5 + 41.36} 100 = 9.114 \text{ kPa}$$

$$T_{\text{dew}} = \mathbf{43.85^\circ\text{C}}$$

$$P_{g \ 40} = 7.348 \text{ kPa} \Rightarrow y_{v \ \text{max}} = \frac{7.384}{100} = \frac{v_{\text{H}_2\text{O}}}{4 + v_{\text{H}_2\text{O}} + 4.5 + 41.36}$$

Solve for $v_{\text{H}_2\text{O} \ \text{vap}}$:

$$v_{\text{H}_2\text{O} \ \text{vap}} = 3.975 \text{ still vapor,}$$

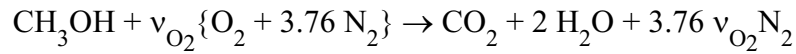
$$v_{\text{H}_2\text{O} \ \text{LIQ}} = 5 - 3.975 = 1.025 \text{ is liquid}$$

$$\frac{m_{\text{H}_2\text{O} \ \text{LIQ}}}{m_{\text{Fuel}}} = \frac{1.025 \times 18.015}{58.124} = \mathbf{0.318}$$



14.38

Methanol, CH_3OH , is burned with 200% theoretical air in an engine and the products are brought to 100 kPa, 30°C . How much water is condensed per kilogram of fuel?



$$\text{Stoichiometric } v_{\text{O}_2 \text{S}} = 1.5 \Rightarrow v_{\text{O}_2 \text{AC}} = 3$$

$$\text{Actual products: } \text{CO}_2 + 2 \text{H}_2\text{O} + 1.5 \text{O}_2 + 11.28 \text{N}_2$$

$$P_{\text{sat}}(30^\circ\text{C}) = 4.246 \text{ kPa}$$

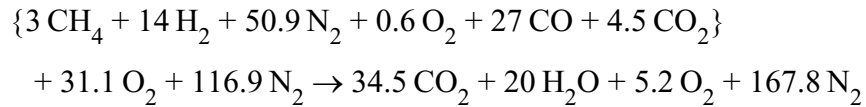
$$\Rightarrow y_{\text{H}_2\text{O}} = 0.04246 = \frac{v_{\text{H}_2\text{O}}}{1 + v_{\text{H}_2\text{O}} + 1.5 + 11.28}$$

$$\Rightarrow v_{\text{H}_2\text{O}} = 0.611 \Rightarrow \Delta v_{\text{H}_2\text{O cond}} = 2 - 0.611 = 1.389$$

$$M_{\text{Fu}} = 32.042 \quad \frac{\Delta M_{\text{H}_2\text{O}}}{M_{\text{Fu}}} = \frac{1.389 \times 18}{32.042} = \mathbf{0.781 \frac{\text{kg H}_2\text{O}}{\text{kg fuel}}}$$

14.39

The output gas mixture of a certain air-blown coal gasifier has the composition of producer gas as listed in Table 14.2. Consider the combustion of this gas with 120% theoretical air at 100 kPa pressure. Determine the dew point of the products and find how many kilograms of water will be condensed per kilogram of fuel if the products are cooled 10°C below the dew-point temperature.



Products:

$$y_{\text{H}_2\text{O}} = y_{\text{H}_2\text{O MAX}} = P_G/100 = \frac{20}{34.5 + 20 + 5.2 + 167.8} \\ \Rightarrow P_G = 8.79 \text{ kPa} \rightarrow T_{\text{DEW PT}} = \mathbf{43.2^\circ\text{C}}$$

At $T = 33.2^\circ\text{C}$, $P_G = 5.13 \text{ kPa}$

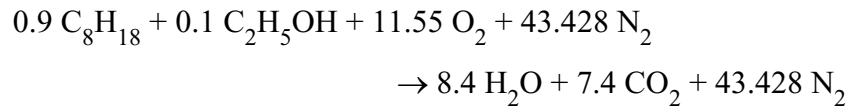
$$y_{\text{H}_2\text{O}} = \frac{5.13}{100} = \frac{n_{\text{H}_2\text{O}}}{n_{\text{H}_2\text{O}} + 34.5 + 5.2 + 167.8} \rightarrow n_{\text{H}_2\text{O}} = 11.22$$

$$m_{\text{H}_2\text{O LIQ}} = \frac{8.78(18)}{3(16) + 14(2) + 50.9(28) + 0.6(32) + 27(28) + 4.5(44)} = \mathbf{0.0639 \text{ kg/kg fuel}}$$

14.40

In an engine liquid octane and ethanol, mole ration 9:1, and stoichiometric air are taken in at 298 K, 100 kPa. After complete combustion, the products run out of the exhaust system where they are cooled to 10°C. Find the dew point of the products and the mass of water condensed per kilogram of fuel mixture.

Reaction equation with 0.9 octane and 0.1 ethanol is



$$y_{\text{H}_2\text{O}} = \frac{8.4}{8.4 + 7.4 + 43.428} = 0.1418$$

$$P_{\text{H}_2\text{O}} = y_{\text{H}_2\text{O}} P_{\text{tot}} = \mathbf{14.3 \text{ kPa}} \quad \Rightarrow \quad T_{\text{dew}} = \mathbf{52.9 \text{ }^\circ\text{C}}$$

$$10 \text{ }^\circ\text{C} \Rightarrow P_{\text{H}_2\text{O}} = 1.2276 \quad \Rightarrow \quad y_{\text{H}_2\text{O}} = 0.012276 = \frac{x}{x + 7.4 + 43.428}$$

$$\Rightarrow x = \mathbf{0.6317} \quad \Rightarrow \quad \Delta v_{\text{H}_2\text{O}} = -7.77 \frac{\text{kmol}}{\text{kmol Fu mix}}$$

$$m_{\text{H}_2\text{O cond}} = \frac{-\Delta v_{\text{H}_2\text{O}} \times 18.015}{107.414} = \mathbf{1.303 \frac{\text{kmol}}{\text{kmol Fu mix}}}$$

Energy Equation, Enthalpy of Formation

14.41

A rigid vessel initially contains 2 kmol of carbon and 2 kmol of oxygen at 25°C, 200 kPa. Combustion occurs, and the resulting products consist of 1 kmol of carbon dioxide, 1 kmol of carbon monoxide, and excess oxygen at a temperature of 1000 K. Determine the final pressure in the vessel and the heat transfer from the vessel during the process.



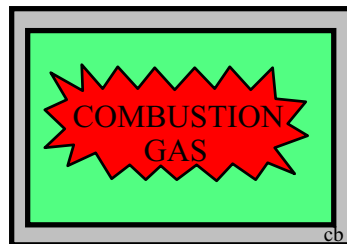
Process $V = \text{constant}$, C: solid, $n_{1(\text{GAS})} = 2$, $n_{2(\text{GAS})} = 2.5$

$$P_2 = P_1 \times \frac{n_2 T_2}{n_1 T_1} = 200 \times \frac{2.5 \times 1000}{2 \times 298.2} = \mathbf{838.4 \text{ kPa}}$$

$$H_1 = 0$$

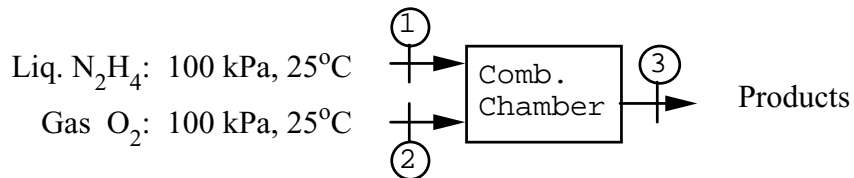
$$H_2 = 1(-393\,522 + 33\,397) + 1(-110\,527 + 21\,686) \\ + (1/2)(0 + 22\,703) = \mathbf{-437\,615 \text{ kJ}}$$

$${}_1Q_2 = (U_2 - U_1) = (H_2 - H_1) - n_2 \bar{R}T_2 + n_1 \bar{R}T_1 \\ = (-437\,615 - 0) - 8.3145(2.5 \times 1000 - 2 \times 298.2) = \mathbf{-453\,442 \text{ kJ}}$$



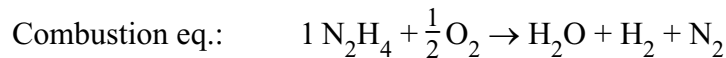
14.42

In a test of rocket propellant performance, liquid hydrazine (N_2H_4) at 100 kPa, 25°C , and oxygen gas at 100 kPa, 25°C , are fed to a combustion chamber in the ratio of 0.5 kg O_2 /kg N_2H_4 . The heat transfer from the chamber to the surroundings is estimated to be 100 kJ/kg N_2H_4 . Determine the temperature of the products exiting the chamber. Assume that only H_2O , H_2 , and N_2 are present. The enthalpy of formation of liquid hydrazine is +50 417 kJ/kmol.



$$\dot{m}_{\text{O}_2}/\dot{m}_{\text{N}_2\text{H}_4} = 0.5 = 32\dot{n}_{\text{O}_2}/32\dot{n}_{\text{N}_2\text{H}_4} \quad \text{and} \quad \dot{Q}/\dot{m}_{\text{N}_2\text{H}_4} = -100 \text{ kJ/kg}$$

$$\text{Energy Eq.:} \quad Q_{\text{CV}} = H_{\text{P}} - H_{\text{R}} = -100 \times 32.045 = -3205 \text{ kJ/kmol fuel}$$



$$H_{\text{R}} = 1(50417) + \frac{1}{2}(0) = 50417 \text{ kJ}$$

$$H_{\text{P}} = -241\,826 + \Delta\bar{h}_{\text{H}_2\text{O}} + \Delta\bar{h}_{\text{H}_2} + \Delta\bar{h}_{\text{N}_2}$$

Energy Eq. now reads

$$H_{\text{P}} = H_{\text{R}} + Q_{\text{CV}} = H_{\text{P}}^{\circ} + \Delta H_{\text{P}}$$

$$\begin{aligned} \Delta H_{\text{P}} &= \Delta\bar{h}_{\text{H}_2\text{O}} + \Delta\bar{h}_{\text{H}_2} + \Delta\bar{h}_{\text{N}_2} = -H_{\text{P}}^{\circ} + H_{\text{R}} + Q_{\text{CV}} \\ &= 241\,826 + 50\,417 - 3205 = 289\,038 \text{ kJ/kmol fuel} \end{aligned}$$

Table A.9 : Guess T and read for water, hydrogen and nitrogen

$$2800 \text{ K: } \Delta H_{\text{P}} = 115\,463 + 81\,355 + 85\,323 = 282\,141 \text{ too low}$$

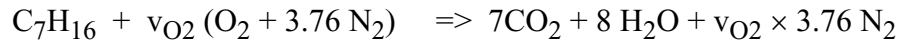
$$3000 \text{ K: } \Delta H_{\text{P}} = 126\,548 + 88\,725 + 92\,715 = 307\,988 \text{ too high}$$

$$\text{Interpolate to get } T_{\text{P}} = \mathbf{2854 \text{ K}}$$

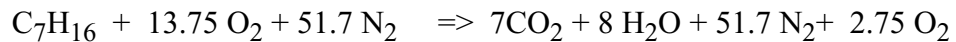
14.43

The combustion of heptane C_7H_{16} takes place in a steady flow burner where fuel and air are added as gases at P_o, T_o . The mixture has 125% theoretical air and the products are going through a heat exchanger where they are cooled to 600 K. Find the heat transfer from the heat exchanger per kmol of heptane burned.

The reaction equation for stoichiometric ratio is:



So the balance (C and H was done in equation) of oxygen gives $v_{O_2} = 7 + 4 = 11$, and actual one is $11 \times 1.25 = 13.75$. Now the actual reaction equation is:



To find the heat transfer take control volume as combustion chamber and heat exchanger

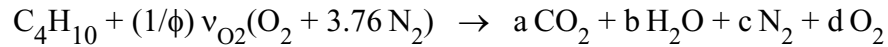
$$H_R + Q = H_P \Rightarrow Q = H_P^o + \Delta H_P - H_R^o$$

Take the enthalpies from Tables A.9 for products and A.10 for fuel

$$\begin{aligned} Q &= 7(-393\,522 + 12\,906) + 8(-241\,826 + 10\,499) + 51.7(8894) \\ &\quad + 2.75(9245) - (-187\,900) \\ &= -3\,841\,784 \text{ kJ/kmol fuel} \end{aligned}$$

14.44

Butane gas and 200% theoretical air, both at 25°C, enter a steady flow combustor. The products of combustion exits at 1000 K. Calculate the heat transfer from the combustor per kmol of butane burned.



First we need to find the stoichiometric air ($\phi = 1$, $d = 0$)

$$\text{C balance: } 4 = a, \quad \text{H balance: } 10 = 2b \Rightarrow b = 5$$

$$\text{O balance: } 2v_{\text{O}_2} = 2a + b = 8 + 5 = 13 \Rightarrow v_{\text{O}_2} = 6.5$$

$$\text{Now we can do the actual air: } (1/\phi) = 2 \Rightarrow v_{\text{O}_2} = 2 \times 6.5 = 13$$

$$\text{N balance: } c = 3.76 v_{\text{O}_2} = 48.88, \quad \text{O balance: } d = 13 - 6.5 = 6.5$$

$$\text{Energy Eq.: } q = H_R - H_P = H_R^{\circ} - H_P^{\circ} - \Delta H_P$$

$$\text{Table A.10: } H_R^{\circ} = -126\,200 + 0 + 0 = -126\,200 \text{ kJ/kmol fuel}$$

$$H_P^{\circ} = 4(-393\,522) + 5(-241\,826) + 0 + 0 = -2\,783\,218 \text{ kJ/kmol fuel}$$


The rest of the values are from Table A.9 at 1000 K

$$\Delta \bar{h}_{\text{CO}_2} = 33397, \quad \Delta \bar{h}_{\text{N}_2} = 21463, \quad \Delta \bar{h}_{\text{O}_2} = 22703, \quad \Delta \bar{h}_{\text{H}_2\text{O}} = 26000 \text{ kJ/kmol}$$

$$\begin{aligned} \Delta H_P &= 4 \times 33\,397 + 5 \times 26\,000 + 48.88 \times 21\,463 + 6.5 \times 22\,703 \\ &= 1\,460\,269 \text{ kJ/kmol fuel} \end{aligned}$$

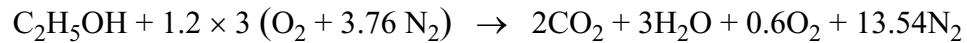
From the energy equation we get

$$q = -126\,200 - (-2\,783\,218) - 1\,460\,269 = \mathbf{1\,196\,749 \text{ kJ/kmol butane}}$$



14.45

One alternative to using petroleum or natural gas as fuels is ethanol (C_2H_5OH), which is commonly produced from grain by fermentation. Consider a combustion process in which liquid ethanol is burned with 120% theoretical air in a steady flow process. The reactants enter the combustion chamber at $25^\circ C$, and the products exit at $60^\circ C$, 100 kPa. Calculate the heat transfer per kilomole of ethanol.



Fuel: $\bar{h}_f^0 = -277\,380$ kJ/kmol for liquid from Table A.10,

Products at $60^\circ C$, 100 kPa, check for condensation of water

$$y_{H_2O\,MIX} = \frac{19.94}{100} = \frac{n_{V\,MAX}}{n_{V\,MAX} + 2 + 0.6 + 13.54} \Rightarrow n_{V\,MAX} = 4.0 > 3 \Rightarrow \text{No liq.}$$

$$H_R = 1(-277\,380) + 0 + 0 = -277\,380 \text{ kJ/kmol fuel}$$

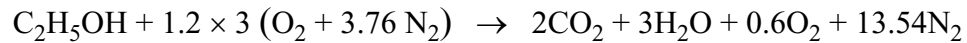
$$H_P = 2(-393\,522 + 1327) + 3(-241\,826 + 1178)$$

$$+ 0.6(0 + 1032) + 13.54(0 + 1020) = -1\,491\,904 \text{ kJ/kmol fuel}$$

$$Q_{CV} = H_P - H_R = \mathbf{-1\,214\,524 \text{ kJ/kmol fuel}}$$

14.46

Do the previous problem with the ethanol fuel delivered as a vapor. One alternative to using petroleum or natural gas as fuels is ethanol (C_2H_5OH), which is commonly produced from grain by fermentation. Consider a combustion process in which liquid ethanol is burned with 120% theoretical air in a steady flow process. The reactants enter the combustion chamber at $25^\circ C$, and the products exit at $60^\circ C$, 100 kPa. Calculate the heat transfer per kilomole of ethanol.



Fuel: $\bar{h}_f^0 = -235\,000$ kJ/kmol for IG from Table A.10

Products at $60^\circ C$, 100 kPa, check for condensation of water

$$y_{H_2O\,MIX} = \frac{19.94}{100} = \frac{n_{V\,MAX}}{n_{V\,MAX} + 2 + 0.6 + 13.54} \Rightarrow n_{V\,MAX} = 4.0 > 3 \Rightarrow \text{No liq.}$$

$$H_R = 1(-235\,000) + 0 + 0 = -235\,000 \text{ kJ/kmol fuel}$$

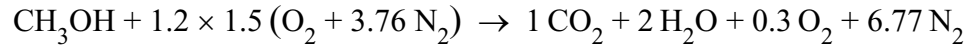
$$H_P = 2(-393\,522 + 1327) + 3(-241\,826 + 1178)$$

$$+ 0.6(0 + 1032) + 13.54(0 + 1020) = -1\,491\,904 \text{ kJ/kmol fuel}$$

$$Q_{CV} = H_P - H_R = \mathbf{-1\,256\,904 \text{ kJ/kmol fuel}}$$

14.47

Another alternative to using petroleum or natural gas as fuels is methanol, CH_3OH , which can be produced from coal. Both methanol and ethanol have been used in automotive engines. Repeat the previous problem using liquid methanol as the fuel instead of ethanol.



Reactants at 25 °C, products are at 60 °C = 333.2 K, 100 kPa, check for condensation of water

$$y_{\text{H}_2\text{O MAX}} = \frac{19.94}{100} = \frac{n_{\text{V MAX}}}{n_{\text{V MAX}} + 1 + 0.3 + 6.77} \Rightarrow n_{\text{V MAX}} = 2.0 > 2 \Rightarrow \text{No liq.}$$

CH_3OH : $\bar{h}_f^\circ = -239\,220 \text{ kJ/kmol}$ from table A.10 for the liquid state

$$H_R = 1 \bar{h}_{\text{LIQ}} = -239\,220 \text{ kJ/kmol fuel}$$

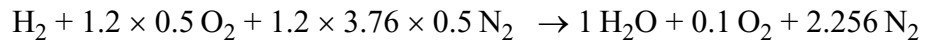
$$H_P = 1(-393\,522 + 1327) + 2(-241\,826 + 1178)$$

$$+ 0.3(1032) + 6.77(1020) = -866\,276 \text{ kJ/kmol fuel}$$

$$Q = H_P - H_R = \mathbf{-627\,056 \text{ kJ/kmol fuel}}$$

14.48

Another alternative fuel to be seriously considered is hydrogen. It can be produced from water by various techniques that are under extensive study. Its biggest problem at the present time are cost, storage, and safety. Repeat Problem 14.45 using hydrogen gas as the fuel instead of ethanol.



Products at 60°C, 100 kPa, check for condensation of water

$$y_{\text{H}_2\text{O MAX}} = \frac{19.94}{100} = \frac{n_{\text{V MAX}}}{n_{\text{V MAX}} + 0.1 + 2.256}$$

$$\text{Solving, } n_{\text{V MAX}} = 0.587 < 1 \Rightarrow n_{\text{V}} = 0.587, \quad n_{\text{LIQ}} = 0.413$$

$$H_{\text{R}} = 0 + 0 + 0 = 0$$

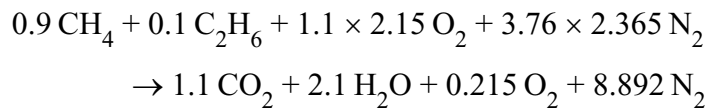
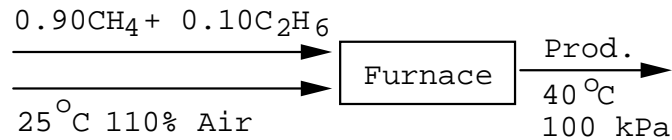
Notice the products are at 60°C so add for water liquid from steam tables

$$H_{\text{P}} = 0.413[-285\,830 + 18.015(251.1 - 104)] + 0.587(-241\,826 + 1178) \\ + 0.1(0 + 1032) + 2.256(0 + 1020) = -255\,816 \text{ kJ}$$

$$Q_{\text{CV}} = H_{\text{P}} - H_{\text{R}} = \mathbf{-255\,816 \text{ kJ}}$$

14.49

In a new high-efficiency furnace, natural gas, assumed to be 90% methane and 10% ethane (by volume) and 110% theoretical air each enter at 25°C, 100 kPa, and the products (assumed to be 100% gaseous) exit the furnace at 40°C, 100 kPa. What is the heat transfer for this process? Compare this to an older furnace where the products exit at 250°C, 100 kPa.



Fuel values from table A.10 and the rest from Table A.9

$$H_R = 0.9(-74\,873) + 0.1(-84\,740) = -75\,860 \text{ kJ/kmol fuel}$$


$$\begin{aligned}
 H_P &= 1.1(-393\,522 + 562) + 2.1(-241\,826 + 504) + 0.215(441) + 8.892(437) \\
 &= -935\,052 \text{ kJ/kmol fuel} \quad \text{assuming all gas}
 \end{aligned}$$

$$Q_{CV} = H_P - H_R = \mathbf{-859\,192 \text{ kJ/kmol fuel}}$$

b) $T_P = 250^\circ\text{C}$

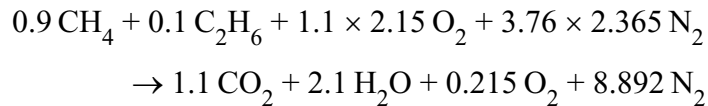
$$\begin{aligned}
 H_P &= 1.1(-393\,522 + 9346) + 2.1(-241\,826 + 7740) \\
 &\quad + 0.215(6808) + 8.892(6597) = -854\,050 \text{ kJ}
 \end{aligned}$$

$$Q_{CV} = H_P - H_R = \mathbf{-778\,190 \text{ kJ/kmol fuel}}$$



14.50

Repeat the previous problem, but take into account the actual phase behavior of the products exiting the furnace.



Same as 14.49, except check products for saturation at 40°C, 100 kPa

$$y_{V \text{ MAX}} = \frac{7.384}{100} = \frac{n_{V \text{ MAX}}}{n_{V \text{ MAX}} + 10.207} \Rightarrow \text{Solving, } n_{V \text{ MAX}} = 0.814$$

$$n_V = 0.814, \quad n_{\text{LIQ}} = 2.1 - 0.814 = 1.286$$

Fuel values from table A.10 and the rest from Table A.9

$$H_R = 0.9(-74\,873) + 0.1(-84\,740) = -75\,860 \text{ kJ/kmol fuel}$$

For the liquid water add difference (40°C – 25°C) from steam tables

$$H_{\text{LIQ}} = 1.286[-285\,830 + 18.015(167.6 - 104.9)] = -366\,125 \text{ kJ/kmol fuel}$$


$$H_{\text{GAS}} = 1.1(-393\,522 + 562) + 0.814(-241\,826 + 504) \\ + 0.215(441) + 8.892(437) = -624\,711 \text{ kJ/kmol fuel}$$

$$Q_{\text{CV}} = H_P - H_R = (-366\,125 - 624\,711) + 75\,860 \\ = \mathbf{-914\,976 \text{ kJ/kmol fuel}}$$

b) $T_P = 250 \text{ }^\circ\text{C}$

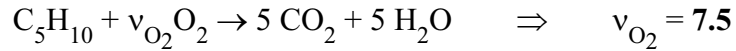
$$H_P = 1.1(-393\,522 + 9346) + 2.1(-241\,826 + 7740) \\ + 0.215(6808) + 8.892(6597) \\ = -854\,050 \text{ kJ/kmol}$$

$$Q_{\text{CV}} = H_P - H_R = \mathbf{-778\,190 \text{ kJ/kmol fuel}}$$



14.51

Pentene, C_5H_{10} is burned with pure oxygen in a steady flow process. The products at one point are brought to 700 K and used in a heat exchanger, where they are cooled to 25°C. Find the specific heat transfer in the heat exchanger.



The heat exchanger cools the products so energy equation is

$$5 \dot{n}_F \bar{h}_{CO_2} + 5 \dot{n}_F \bar{h}_{H_2O} + \dot{Q} = 5 \dot{n}_F \bar{h}_f^{\circ} CO_2 \\ + (5 - x) \dot{n}_F \bar{h}_{liq}^{\circ} H_2O + (x) \dot{n}_F \bar{h}_{vap}^{\circ} H_2O$$

Check for condensation amount

$$\text{Find } x: \quad y_{H_2O \max} = \frac{P_g(25^\circ)}{P_{tot}} = 0.0313 = \frac{x}{5 + x} \quad \Rightarrow \quad x = \mathbf{0.1614}$$

Out of the 5 H_2O only 0.1614 still vapor.

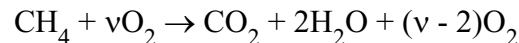
$$\frac{\dot{Q}}{\dot{n}_F} = -5 \Delta \bar{h}_{CO_2, 700} + (5-x)(\bar{h}_{f liq}^{\circ} - \bar{h}_{f vap}^{\circ} - \Delta \bar{h}_{700}) + x(\bar{h}_{f vap}^{\circ} - \bar{h}_{f vap}^{\circ} - \Delta \bar{h}_{700}) \\ = -5(17\,761) + 4.84(-44\,011 - 14\,184) - 0.16(14\,184) \\ = \mathbf{-372\,738 \text{ kJ/kmol Fu}}$$

14.52

Methane, CH_4 , is burned in a steady flow process with two different oxidizers:

Case **A**: Pure oxygen, O_2 and case **B**: A mixture of $\text{O}_2 + x \text{ Ar}$. The reactants are supplied at T_0, P_0 and the products for both cases should be at 1800 K. Find the required equivalence ratio in case (A) and the amount of Argon, x , for a stoichiometric ratio in case (B).

a) Stoichiometric has $\nu = 2$, actual has:



$$\text{Energy eq.: } H_R^\circ = H_P^\circ + \Delta H_{P, 1800}$$

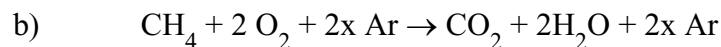
$$\Delta H_{P, 1800} = H_R^\circ - H_P^\circ = \bar{h}_{f, \text{fuel}}^\circ + 0 - \bar{h}_{f, \text{CO}_2}^\circ - 2\bar{h}_{f, \text{H}_2\text{O}}^\circ - 0$$

$$= -74\,873 - (-393\,522) - 2(-241\,826) = 802\,301 \text{ kJ/kmol}$$

$$\Delta \bar{h}_{\text{CO}_2} = 79\,432, \quad \Delta \bar{h}_{\text{H}_2\text{O}} = 62\,693, \quad \Delta \bar{h}_{\text{O}_2} = 51\,674 \quad \text{all in kJ/kmol}$$

$$\Delta H_{P, 1800} = 101\,470 + \nu \cdot 51\,674 = 802\,301 \text{ kJ/kmol fuel}$$

$$\Rightarrow \nu = \mathbf{13.56}, \quad \Phi = \frac{AF_S}{AF} = \frac{2}{13.56} = \mathbf{0.1475}$$



$$\Delta H_{P, 1800} = 79\,432 + 2 \times 62\,693$$


$$+ 2x \times 0.52 \times 39.948(1800 - 298) = 204\,818 + x \cdot 62\,402$$

Now the energy equation becomes

$$802\,301 = 204\,818 + x \cdot 62\,402 \Rightarrow x = \mathbf{9.575}$$

14.53

A closed, insulated container is charged with a stoichiometric ratio of oxygen and hydrogen at 25°C and 150 kPa. After combustion, liquid water at 25°C is sprayed in such that the final temperature is 1200 K. What is the final pressure?



$$U_2 - U_1 = x_i \bar{h}_i = x_i h_{f \text{ liq}}^\circ = (1 + x_i) H_P - H_R - (1 + x_i) \bar{R} T_P + \frac{3}{2} \bar{R} T_R$$

From Table A.9: $H_R = 0$, $H_P = -241\,826 + 34\,506 = -207\,320 \text{ kJ/kmol}$

From Table A.10: $h_{f \text{ liq}}^\circ = -285\,830 \text{ kJ/kmol}$

Substitute

$$\begin{aligned} x_i(-285830 + 207320 + 8.3145 \times 1200) = \\ -207\,320 - 8.3145 \left(1200 - \frac{3}{2} \times 298.15 \right) = -213\,579 \end{aligned}$$

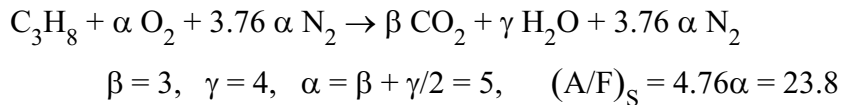
$$x_i = 3.116$$

$$P_1 V_1 = n_R \bar{R} T_1, \quad P_2 V_1 = n_P \bar{R} T_P$$

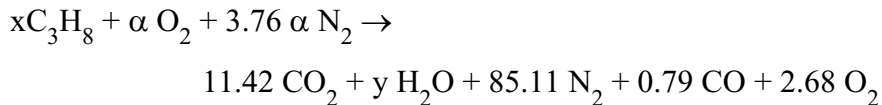
$$P_2 = \frac{P_1 (1 + x_i) T_P}{\frac{3}{2} (T_1)} = \frac{150 \times 4.116 \times 1200}{\frac{3}{2} \times 298.15} = \mathbf{1657 \text{ kPa}}$$

14.54

Gaseous propane mixes with air, both supplied at 500 K, 0.1 MPa. The mixture goes into a combustion chamber and products of combustion exit at 1300 K, 0.1 MPa. The products analyzed on a dry basis are 11.42% CO₂, 0.79% CO, 2.68% O₂, and 85.11% N₂ on a volume basis. Find the equivalence ratio and the heat transfer per kmol of fuel.



The actual combustion reaction is



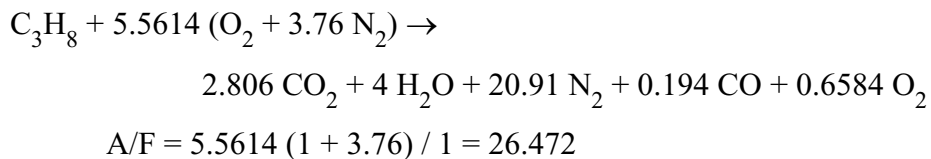
$$\text{C balance: } 3x = 11.42 + 0.79 \quad \Rightarrow \quad x = 4.07$$

$$\text{H balance: } 8x = 2y \quad \Rightarrow \quad y = 4x = 16.28$$

$$\text{O balance: } 2\alpha = 2 \times 11.42 + y + 0.79 + 2 \times 2.68 = 45.27 \quad \Rightarrow \quad \alpha = 22.635$$

$$\text{N balance: } 3.76 \alpha = 85.11 \quad \Rightarrow \quad \alpha = 22.6356 \quad \text{checks close enough}$$

Rescale the equation by dividing with x to give



$$\phi = (\text{A/F})_s / (\text{A/F}) = 23.8 / 26.472 = \mathbf{0.899}, \quad \% \text{Theo. air} = 1/\phi = \mathbf{111\%}$$

$$h_p = h_p^\circ + \sum v_i \Delta h(1300 \text{ K})$$

$$q = h_p - h_R = h_p^\circ + \sum v_i \Delta h(1300 \text{ K}) - h_R$$

$$h_R = h_{f \text{ fuel}}^\circ + \Delta h_{\text{fuel}} + 5.5614 \Delta h_{\text{O}_2} + 20.91 \Delta h_{\text{N}_2}$$

$$= -103\,900 + 1.679 \times 44.094 (500 - 298) + 5.5614 (6086)$$

$$+ 20.91 (5911) = 68\,500 \text{ kJ/kmol fuel}$$

$$h_p^\circ = 2.806 (-393\,522) + 4(-241\,826) + 0 + 0.194 (-110\,527) + 0$$

$$= -2\,092\,969 \text{ kJ/kmol fuel}$$

$$\sum v_i \Delta h(1300 \text{ K}) = 2.806 (50\,148) + 4(38\,941) + 20.91 (31\,503)$$

$$+ 0.194 (31\,867) + 0.6584 (33\,345)$$

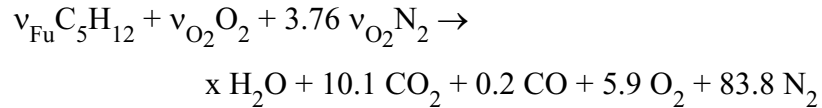
$$= 983\,344 \text{ kJ/kmol fuel}$$

$$q = -2\,092\,969 + 983\,344 - 68\,500 = \mathbf{-1\,178\,125 \text{ kJ/kmol fuel}}$$

Enthalpy of Combustion and Heating Value

14.55

Liquid pentane is burned with dry air and the products are measured on a dry basis as: 10.1% CO₂, 0.2% CO, 5.9% O₂ remainder N₂. Find the enthalpy of formation for the fuel and the actual equivalence ratio.



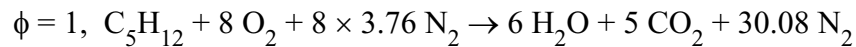
$$\text{Balance of C: } 5 v_{\text{Fu}} = 10.1 + 0.2 \Rightarrow v_{\text{Fu}} = \mathbf{2.06}$$

$$\text{Balance of H: } 12 v_{\text{Fu}} = 2 x \Rightarrow x = 6 v_{\text{Fu}} = \mathbf{12.36}$$

$$\text{Balance of O: } 2 v_{\text{O}_2} = x + 20.2 + 0.2 + 2 \times 5.9 \Rightarrow v_{\text{O}_2} = \mathbf{22.28}$$

$$\text{Balance of N: } 2 \times 3.76 v_{\text{O}_2} = 83.8 \times 2 \Rightarrow v_{\text{O}_2} = \mathbf{22.287} \Rightarrow \mathbf{OK}$$

$$v_{\text{O}_2} \text{ for 1 kmol fuel} = 10.816$$



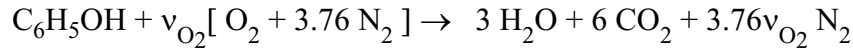
$$H_{\text{RP}}^{\circ} = H_{\text{P}}^{\circ} - H_{\text{R}}^{\circ} = 6 \bar{h}_{\text{fH}_2\text{O}}^{\circ} + 5 \bar{h}_{\text{fCO}_2}^{\circ} - \bar{h}_{\text{fuel}}^{\circ}$$

$$14.3: H_{\text{RP}}^{\circ} = 44\,983 \times 72.151 \Rightarrow \bar{h}_{\text{fuel}}^{\circ} = \mathbf{-172\,998 \text{ kJ/kmol}}$$

$$\phi = \text{AFs} / \text{AF} = v_{\text{O}_2 \text{ stoich}} / v_{\text{O}_2 \text{ AC}} = 8 / 10.816 = \mathbf{0.74}$$

14.56

Phenol has an entry in Table 14.3, but it does not have a corresponding value of the enthalpy of formation in Table A.10. Can you calculate it?



The C and H balance was introduced (6 C's and 6 H's). At the reference condition the oxygen and nitrogen have zero enthalpy of formation.

Energy Eq.: $H_P = H_R = H_P^\circ = H_R^\circ$ since ref. T is assumed.

$$H_{RP}^\circ = H_P - H_R = H_P^\circ - H_R^\circ = 3 \bar{h}_{f\text{H}_2\text{O}}^\circ + 6 \bar{h}_{f\text{CO}_2}^\circ - \bar{h}_{f\text{fuel}}^\circ$$

Table 14.3 is on a mass basis and let us chose liquid fuel, so we get the molecular weight from the composition

$$M = 6 \times 12.011 + 3 \times 2.016 + 16 = 94.114$$

$$H_{RP}^\circ = 94.114 (-31\,117) = -2\,928\,545 \text{ kJ/kmol}$$

Solve the energy equation for fuel formation enthalpy

$$\begin{aligned} \bar{h}_{f\text{fuel}}^\circ &= 3 \bar{h}_{f\text{H}_2\text{O}}^\circ + 6 \bar{h}_{f\text{CO}_2}^\circ - H_{RP}^\circ \\ &= 3(-241\,826) + 6(-393\,522) - (-2\,928\,545) \\ &= \mathbf{-158\,065 \text{ kJ/kmol}} \end{aligned}$$

For fuel as vapor we get

$$H_{RP}^\circ = 94.114 (-31\,774) = -2\,990\,378 \text{ kJ/kmol}$$

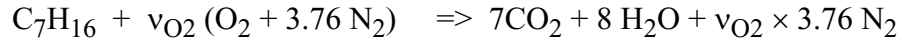
$$\begin{aligned} \bar{h}_{f\text{fuel}}^\circ &= 3 \bar{h}_{f\text{H}_2\text{O}}^\circ + 6 \bar{h}_{f\text{CO}_2}^\circ - H_{RP}^\circ \\ &= 3(-241\,826) + 6(-393\,522) - (-2\,990\,378) \\ &= \mathbf{-96\,232 \text{ kJ/kmol}} \end{aligned}$$

Notice if I took liquid water in products to do H_{RP}° then I must use liquid value for $\bar{h}_{f\text{H}_2\text{O}}^\circ = -285\,830 \text{ kJ/kmol}$ and the final result is the same.

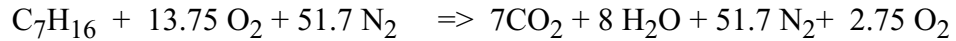
14.57

Do problem 14.43 using table 14.3 instead of Table A.10 for the solution.

The reaction equation for stoichiometric ratio is:



So the balance (C and H was done in equation) of oxygen gives $\nu_{\text{O}_2} = 7 + 4 = 11$, and actual one is $11 \times 1.25 = 13.75$. Now the actual reaction equation is:



To find the heat transfer take control volume as combustion chamber and heat exchanger

$$H_R + Q = H_P \Rightarrow Q = H_{P0} + \Delta H_P - H_{R0} = H_{RP0} + \Delta H_P$$

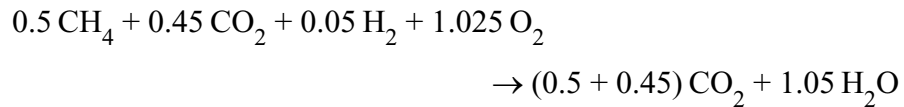
Now we get the enthalpy of combustion from table 14.3, which is per kg, so scale it with the molecular weight for the fuel. Add all the ΔH_P from A.9

$$\begin{aligned} Q &= M H_{RP0} + 7 \Delta \bar{h}_{\text{CO}_2} + 8 \Delta \bar{h}_{\text{H}_2\text{O}} + 51.7 \Delta \bar{h}_{\text{N}_2} + 2.75 \Delta \bar{h}_{\text{O}_2} \\ &= 100.205(-44\,922) + 7(12\,906) + 8(10\,499) + 51.7(8894) + 2.75(9245) \\ &= -4\,501\,409 + 90\,342 + 83\,922 + 459\,819.8 + 25\,423.75 \\ &= \mathbf{-3\,841\,831 \text{ kJ/kmol fuel}} \end{aligned}$$

14.58

Wet biomass waste from a food-processing plant is fed to a catalytic reactor, where in a steady flow process it is converted into a low-energy fuel gas suitable for firing the processing plant boilers. The fuel gas has a composition of 50% methane, 45% carbon dioxide, and 5% hydrogen on a volumetric basis. Determine the lower heating value of this fuel gas mixture per unit volume.

For 1 kmol fuel gas,



The lower heating value is with water vapor in the products. Since the 0.45 CO₂ cancels,

$$\begin{aligned} \bar{h}_{\text{RP}} &= 0.5(-393\,522) + 1.05(-241\,826) - 0.5(-74\,873) - 0.05(0) \\ &= -413\,242 \text{ kJ/kmol fuel gas} \end{aligned}$$

$$\text{With } \frac{n}{V} = P/\bar{R}T = \frac{100}{8.3145 \times 298.2} = 0.04033 \text{ kmol/m}^3$$

$$\text{LHV} = +413\,242 \times 0.04033 = \mathbf{16\,666 \text{ kJ/m}^3}$$

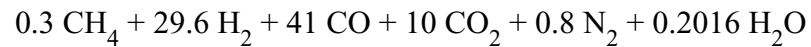
14.59

Determine the lower heating value of the gas generated from coal as described in Problem 14.35. Do not include the components removed by the water scrubbers.

The gas from problem 14.35 is saturated with water vapor. Lower heating value LHV has water as vapor.

$$\text{LHV} = -\bar{h}_{\text{RP}}^{\circ} = \bar{h}_{\text{P}}^{\circ} - \bar{h}_{\text{R}}^{\circ}$$


Only CH_4 , H_2 and CO contributes. From 14.12 the gas mixture after the scrubbers has $\sum v_i = 81.9$ of composition:



$$\begin{aligned} \text{LHV} &= -[0.3\bar{h}_{\text{RPCH}_4}^{\circ} + 29.6\bar{h}_{\text{RPH}_2}^{\circ} + 41\bar{h}_{\text{RPCO}}^{\circ}]/81.9 \\ &= -[0.3(-50\,010 \times 16.043) + 29.6(-241\,826) \\ &\quad + 41(-393\,522 + 110\,527)]/81.9 \\ &= \mathbf{232\,009} \frac{\text{kJ}}{\text{kmol gas}} \end{aligned}$$

14.60

Do problem 14.45 using table 14.3 instead of Table A.10 for the solution. One alternative to using petroleum or natural gas as fuels is ethanol (C_2H_5OH), which is commonly produced from grain by fermentation. Consider a combustion process in which liquid ethanol is burned with 120% theoretical air in a steady flow process. The reactants enter the combustion chamber at $25^\circ C$, and the products exit at $60^\circ C$, 100 kPa. Calculate the heat transfer per kilomole of ethanol.



Products at $60^\circ C$, 100 kPa, so check for condensation of water

$$y_{H_2O \text{ MIX}} = \frac{19.94}{100} = \frac{n_{V \text{ MAX}}}{n_{V \text{ MAX}} + 2 + 0.6 + 13.54} \Rightarrow n_{V \text{ MAX}} = 4.0 > 3 \Rightarrow \text{No liq.}$$

Fuel: table 14.3 select (liquid fuel, water vapor) and convert to mole basis


$$H_{RP}^\circ = 46.069 (-26\,811) = -1\,235\,156 \text{ kJ/kmol}$$

Since the reactants enter at the reference state the energy equation becomes

$$\begin{aligned} Q_{CV} &= H_P - H_R = H_P^\circ + \Delta H_P - H_R^\circ = H_{RP}^\circ + \Delta H_P \\ \Delta H_P &= 2 \Delta \bar{h}_{CO_2} + 3 \Delta \bar{h}_{H_2O} + 0.6 \Delta \bar{h}_{O_2} + 13.54 \Delta \bar{h}_{N_2} \\ &= 2(1327) + 3(1178) + 0.6(1032) + 13.54(1020) = 20\,618 \text{ kJ/kmol} \\ Q_{CV} &= -1\,235\,156 + 20\,618 = \mathbf{-1\,214\,538 \text{ kJ/kmol fuel}} \end{aligned}$$

14.61

Propylbenzene, C_9H_{12} , is listed in Table 14.3, but not in table A.10. No molecular weight is listed in the book. Find the molecular weight, the enthalpy of formation for the liquid fuel and the enthalpy of evaporation.



$$\hat{M} = 9 \times 12.011 + 6 \times 2.016 = \mathbf{120.195}$$

$$\bar{h}_{RP}^{\circ} = H_P^{\circ} - H_R^{\circ} = \sum_P v_i \bar{h}_{f_i}^{\circ} - \bar{h}_{f_{Fu}}^{\circ} \quad \Rightarrow \quad \bar{h}_{f_{Fu}}^{\circ} = \sum_P v_i \bar{h}_{f_i}^{\circ} - \bar{h}_{RP}^{\circ}$$

Formation enthalpies from Table A.10 and enthalpy of combustion from Table 14.3

$$\begin{aligned} \bar{h}_{f_{Fu}}^{\circ} &= 9\bar{h}_{f_{CO_2}}^{\circ} + 6\bar{h}_{f_{H_2O\ g}}^{\circ} - \hat{M}(-41\ 219)_{\text{liq Fu H}_2\text{O vap}} \\ &= 9(-393\ 522) + 6(-241\ 826) - 120.195(-41\ 219) \\ &= \mathbf{-38\ 336\ kJ/kmol} \end{aligned}$$

Take the enthalpy of combustion from Table 14.3 for fuel as a gas and as a vapor, the difference is the enthalpy of evaporation

$$h_{fg} = -(\bar{h}_{RP\ \text{gas}}^{\circ} - \bar{h}_{RP\ \text{liq}}^{\circ}) = 41\ 603 - 41\ 219 = \mathbf{384\ kJ/kg}$$

14.62

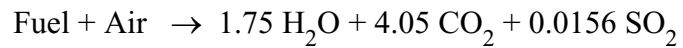
Determine the higher heating value of the sample Wyoming coal as specified in Problem 14.33.

The higher heating value is for liquid water in the products. We need the composition of the products.

Converting from mass analysis:

Substance	S	H ₂	C	O ₂	N ₂
c/M =	0.5/32	3.5/2	4.86/12	12/32	0.7/28
kmol / 100 kg coal	0.0156	1.75	4.05	0.375	0.025
Product	SO ₂	H ₂ O	CO ₂		

So the combustion equation becomes (for 100 kg coal)



The formation enthalpies are from Table A.10. Therefore,

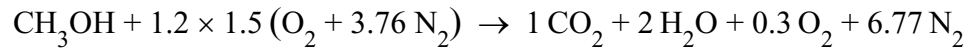
$$\begin{aligned} \bar{h}_{\text{RP0}} &= H_{\text{P}}^{\circ} - H_{\text{R}}^{\circ} = 4.05(-393\,522) + 1.75(-285\,830) + 0.0156(-296\,842) \\ &= -2\,098\,597 \text{ kJ/100 kg coal} \end{aligned}$$

So that HHV = **+20 986 kJ/kg coal**

14.63

Do problem 14.47 using table 14.3 instead of Table A.10 for the solution.

Another alternative to using petroleum or natural gas as fuels is methanol, CH_3OH , which can be produced from coal. Both methanol and ethanol have been used in automotive engines. Repeat the previous problem using liquid methanol as the fuel instead of ethanol.



Products at 60°C , 100 kPa, so check for condensation of water

$$y_{\text{H}_2\text{O MAX}} = \frac{19.94}{100} = \frac{n_{\text{V MAX}}}{n_{\text{V MAX}} + 1 + 0.3 + 6.77}$$

$$\Rightarrow n_{\text{V MAX}} = 2.0 > 2 \quad \Rightarrow \text{No liquid is formed}$$

Fuel: table 14.3 select (liquid fuel, water vapor) and convert to mole basis

$$H_{\text{RP}}^\circ = 32.042 (-19\,910) = -637\,956 \text{ kJ/kmol}$$

Since the reactants enter at the reference state the energy equation becomes

$$Q_{\text{CV}} = H_{\text{P}} - H_{\text{R}} = H_{\text{P}}^\circ + \Delta H_{\text{P}} - H_{\text{R}}^\circ = H_{\text{RP}}^\circ + \Delta H_{\text{P}}$$

The enthalpies are from Table A.9

$$\begin{aligned} \Delta H_{\text{P}} &= \Delta \bar{h}_{\text{CO}_2} + 2 \Delta \bar{h}_{\text{H}_2\text{O}} + 0.3 \Delta \bar{h}_{\text{O}_2} + 6.77 \Delta \bar{h}_{\text{N}_2} \\ &= 1(1327) + 2(1178) + 0.3(1032) + 6.77(1020) = 10\,898 \text{ kJ/kmol} \\ Q_{\text{CV}} &= -637\,956 + 10\,898 = \mathbf{-627\,058 \text{ kJ}} \end{aligned}$$

14.64

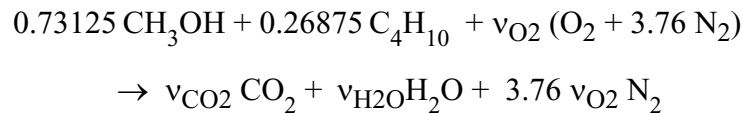
A burner receives a mixture of two fuels with mass fraction 40% n-butane and 60% methanol, both vapor. The fuel is burned with stoichiometric air. Find the product composition and the lower heating value of this fuel mixture (kJ/kg fuel mix).

Since the fuel mixture is specified on a mass basis we need to find the mole fractions for the combustion equation. From Eq.12.4 we get

$$y_{\text{butane}} = (0.4/58.124) / [0.4/58.124 + 0.6/32.042] = 0.26875$$

$$y_{\text{methanol}} = 1 - y_{\text{butane}} = 0.73125$$

The reaction equation is




$$\text{C balance: } 0.73125 + 4 \times 0.26875 = \nu_{\text{CO}_2} = 1.80625$$

$$\text{H}_2 \text{ balance: } 2 \times 0.73125 + 5 \times 0.26875 = \nu_{\text{H}_2\text{O}} = 2.80625$$

$$\text{O balance: } 0.73125 + 2 \nu_{\text{O}_2} = 2 \nu_{\text{CO}_2} + \nu_{\text{H}_2\text{O}} = 6.41875 \Rightarrow \nu_{\text{O}_2} = 2.84375$$

Now the products are:



Since the enthalpy of combustion is on a mass basis in table 14.3 (this is also the negative of the heating value) we get

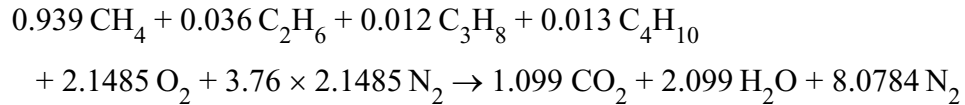
$$\text{LHV} = 0.4 \times 45\,714 + 0.6 \times 21\,093 = \mathbf{30\,941 \text{ kJ/kg fuel mixture}}$$

Notice we took fuel vapor and water as vapor (lower heating value).

14.65

Consider natural gas A and natural gas D, both of which are listed in Table 14.2. Calculate the enthalpy of combustion of each gas at 25°C, assuming that the products include vapor water. Repeat the answer for liquid water in the products.

Natural Gas A



$$H_R = 0.939(-74\,878) + 0.036(-84\,740) + 0.012(-103\,900) \\ + 0.013(-126\,200) = -76\,244 \text{ kJ}$$

a) vapor H₂O

$$H_P = 1.099(-393\,522) + 2.099(-241\,826) = -940\,074$$

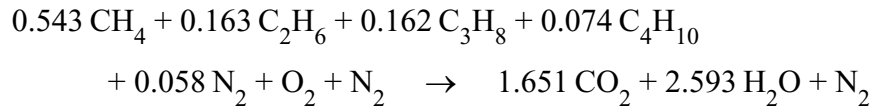
$$\bar{h}_{RP} = H_P - H_R = \mathbf{-863\,830 \text{ kJ/kmol}}$$

b) Liq. H₂O

$$H_P = 1.099(-393\,522) + 2.099(-285\,830) = -1\,032\,438$$

$$\bar{h}_{RP} = \mathbf{-956\,194 \text{ kJ/kmol}}$$

Natural Gas D:



$$H_R = 0.543(-74\,873) + 0.163(-84\,740) + 0.162(-130\,900) \\ + 0.074(-126\,200) = -80\,639 \text{ kJ}$$

a) vapor H₂O

$$H_P = 1.651(-393\,522) + 2.593(-241\,826) = -1\,276\,760 \text{ kJ}$$

$$\bar{h}_{RP} = \mathbf{-1\,196\,121 \text{ kJ/kmol}}$$

b) Liq. H₂O

$$H_P = 1.651(-393\,522) + 2.593(-285\,830) = -1\,390\,862 \text{ kJ}$$

$$\bar{h}_{RP} = \mathbf{-1\,310\,223 \text{ kJ/kmol}}$$

14.66

Blast furnace gas in a steel mill is available at 250°C to be burned for the generation of steam. The composition of this gas is, on a volumetric basis,

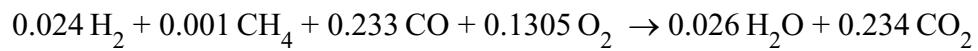
Component	CH ₄	H ₂	CO	CO ₂	N ₂	H ₂ O
Percent by volume	0.1	2.4	23.3	14.4	56.4	3.4

Find the lower heating value (kJ/m³) of this gas at 250°C and ambient pressure.

Of the six components in the gas mixture, only the first 3 contribute to the heating value. These are, per kmol of mixture:

$$0.024 \text{ H}_2, \quad 0.001 \text{ CH}_4, \quad 0.233 \text{ CO}$$

For these components,



The remainder need not be included in the calculation, as the contributions to reactants and products cancel. For the lower HV(water as vapor) at 250°C

$$\begin{aligned} \bar{h}_{\text{RP}} &= 0.026(-241\,826 + 7742) + 0.234(-393\,522 + 9348) \\ &\quad - 0.024(0 + 6558) - 0.001(-74\,873 + 2.254 \times 16.04(250-25)) \\ &\quad - 0.233(-110\,527 + 6625) - 0.1305(0 + 6810) \\ &= -72\,573 \frac{\text{kJ}}{\text{kmol fuel}} \end{aligned}$$

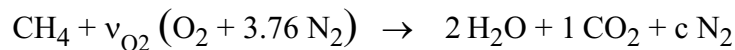
$$\bar{v}_0 = \bar{R} T_0 / P_0 = 8.3145 \times 523.2 / 100 = 43.5015 \text{ m}^3/\text{kmol}$$

$$\text{LHV} = +72\,573 / 43.5015 = \mathbf{1668 \text{ kJ/m}^3}$$

14.67

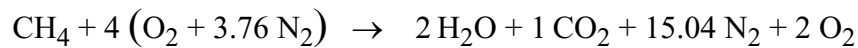
Natural gas, we assume methane, is burned with 200% theoretical air and the reactants are supplied as gases at the reference temperature and pressure. The products are flowing through a heat exchanger where they give off energy to some water flowing in at 20°C, 500 kPa and out at 700°C, 500 kPa. The products exit at 400 K to the chimney. How much energy per kmole of fuel can the products deliver and how many kg water per kg fuel can they heat?

The reaction equation for stoichiometric mixture is:



$$\text{O balance: } 2 v_{\text{O}_2} = 2 + 2 \quad \Rightarrow \quad v_{\text{O}_2} = 2$$

$$200\% \text{ theoretical air: } v_{\text{O}_2} = 2 \times 2 = 4 \quad \text{so now more O}_2 \text{ and N}_2$$



The products are cooled to 400 K (so we do not consider condensation) and the energy equation is

$$\text{Energy Eq.: } H_R + Q = H_P = H_P^\circ + \Delta H_P = H_R^\circ + Q$$

$$Q = H_P^\circ - H_R^\circ + \Delta H_P = H_{RP}^\circ + \Delta H_P$$

$$\text{From Table 14.3: } H_{RP}^\circ = 16.04 (-50\,010) = -802\,160 \text{ kJ/kmol}$$

$$\Delta H_P = \Delta \bar{h}_{\text{CO}_2}^* + 2 \Delta \bar{h}_{\text{H}_2\text{O}}^* + 2 \Delta \bar{h}_{\text{O}_2}^* + 15.04 \Delta \bar{h}_{\text{N}_2}^*$$

From Table A.9

$$\Delta H_{P\,400} = 4003 + 2 \times 3450 + 2 \times 3027 + 15.04 \times 2971 = 61\,641 \text{ kJ/kmol}$$

$$Q = H_{RP}^\circ + \Delta H_P = -802\,160 + 61\,641 = \mathbf{-740\,519 \text{ kJ/kmol}}$$

$$q_{\text{prod}} = -Q / M = 740\,519 / 16.04 = 46\,167 \text{ kJ/kg fuel}$$

The water flow has a required heat transfer, using B.1.3 and B.1.4 as

$$q_{\text{H}_2\text{O}} = h_{\text{out}} - h_{\text{in}} = 3925.97 - 83.81 = 3842.2 \text{ kJ/kg water}$$

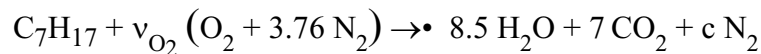
The mass of water becomes

$$m_{\text{H}_2\text{O}} / m_{\text{fuel}} = q_{\text{prod}} / q_{\text{H}_2\text{O}} = \mathbf{12.0 \text{ kg water / kg fuel}}$$

14.68

Gasoline, C_7H_{17} , is burned in a steady state burner with stoichiometric air at P_o , T_o . The gasoline is flowing as a liquid at T_o to a carburetor where it is mixed with air to produce a fuel air gas mixture at T_o . The carburetor takes some heat transfer from the hot products to do the heating. After the combustion the products go through a heat exchanger, which they leave at 600 K. The gasoline consumption is 10 kg per hour. How much power is given out in the heat exchanger and how much power does the carburetor need?

Stoichiometric combustion:



$$\text{O balance:} \quad 2 v_{O_2} = 8.5 + 14 = 22.5 \Rightarrow v_{O_2} = 11.25$$

$$\text{N balance:} \quad c = 3.76 v_{O_2} = 3.76 \times 11.25 = 42.3$$

$$M_{\text{FUEL}} = 7 M_C + 17 M_H = 7 \times 12.011 + 8.5 \times 2.016 = 101.213$$

C.V. Total, heat exchanger and carburetor included, Q out.

$$\text{Energy Eq.:} \quad H_R = H_R^\circ = H_P^\circ + \Delta H_P + Q_{\text{out}}$$

From Table A.9

$$\Delta H_P = 8.5 \times 10\,499 + 7 \times 12\,906 + 42.3 \times 8894 = 555\,800 \text{ kJ/kmol}$$

From energy equation and Table 14.3

$$\begin{aligned} Q_{\text{out}} &= H_R^\circ - H_P^\circ - \Delta H_P = -H_{RP}^\circ - \Delta H_P \\ &= 101.213 (44\,506) - 555\,800 = 3\,948\,786 \text{ kJ/kmol} \end{aligned}$$

Now the power output is

$$\dot{Q} = \dot{n} Q_{\text{out}} = Q_{\text{out}} \dot{m}/M = 3\,948\,786 \times \frac{10}{3600} / 101.213 = \mathbf{108.4 \text{ kW}}$$

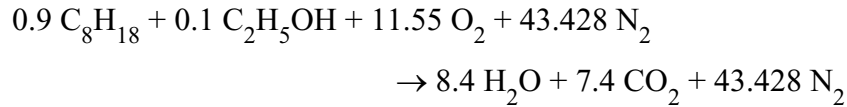
The carburetor air comes in and leaves at the same T so no change in energy, all we need is to evaporate the fuel, h_{fg} so

$$\dot{Q} = \dot{m} h_{fg} = \frac{10}{3600} (44\,886 - 44\,506) = \frac{1}{360} \times 380 = \mathbf{1.06 \text{ kW}}$$

Here we used Table 14.3 for fuel liquid and fuel vapor to get h_{fg} .

14.69

In an engine a mixture of liquid octane and ethanol, mole ratio 9:1, and stoichiometric air are taken in at T_0, P_0 . In the engine the enthalpy of combustion is used so that 30% goes out as work, 30% goes out as heat loss and the rest goes out the exhaust. Find the work and heat transfer per kilogram of fuel mixture and also the exhaust temperature.



For 0.9 octane + 0.1 ethanol, convert to mole basis

$$\begin{aligned} \bar{H}_{\text{RP mix}}^\circ &= 0.9 \bar{H}_{\text{RP C}_8\text{H}_{18}}^\circ + 0.1 \bar{H}_{\text{RP C}_2\text{H}_5\text{OH}}^\circ \\ &= 0.9 (-44\,425) \times 114.232 + 0.1 (-26\,811) \times 46.069 \\ &= -4\,690\,797 \frac{\text{kJ}}{\text{kmol}} \end{aligned}$$

$$\hat{M}_{\text{mix}} = 0.9 \hat{M}_{\text{oct}} + 0.1 \hat{M}_{\text{alc}} = 107.414$$

$$\text{Energy: } \bar{h}_{\text{in}}^\circ + q_{\text{in}} = \bar{h}_{\text{ex}} + \omega_{\text{ex}} = \bar{h}_{\text{ex}}^\circ + \Delta\bar{h}_{\text{ex}} + \omega_{\text{ex}}$$

$$\bar{h}_{\text{ex}}^\circ - \bar{h}_{\text{in}}^\circ = \bar{H}_{\text{RP mix}}^\circ \Rightarrow \omega_{\text{ex}} + \Delta\bar{h}_{\text{ex}} - q_{\text{in}} = -\bar{H}_{\text{RP mix}}^\circ$$

$$\omega_{\text{ex}} = -q_{\text{in}} = 0.3(-\bar{H}_{\text{RP}}^\circ) = 1\,407\,239 \frac{\text{kJ}}{\text{kmol}} = 13\,101 \frac{\text{kJ}}{\text{kg Fu}}$$

$$\Delta\bar{h}_{\text{prod}} = \Delta\bar{h}_{\text{ex}} = 0.4(-\bar{H}_{\text{RP}}^\circ) = 1\,876\,319 \frac{\text{kJ}}{\text{kmol Fu}}$$

$$\Delta\bar{h}_{\text{prod}} = 8.4 \Delta\bar{h}_{\text{H}_2\text{O}} + 7.4 \Delta\bar{h}_{\text{CO}_2} + 43.428 \Delta\bar{h}_{\text{N}_2}$$

$$\Delta\bar{h}_{\text{prod } 1300} = 8.4 \times 38\,941 + 7.4 \times 50\,148 + 43.428 \times 31\,503 = 2\,066\,312$$

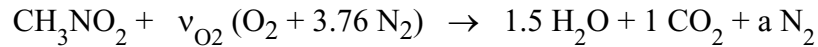
$$\Delta\bar{h}_{\text{prod } 1200} = 8.4 \times 34\,506 + 7.4 \times 44\,473 + 43.428 \times 28\,109 = 1\,839\,668$$

Linear interpolation to get the value of $\Delta\bar{h}_{\text{prod}} = 1\,876\,319$

$$\Rightarrow \text{satisfied for } T = 1216 \text{ K}$$

14.70

Liquid nitromethane is added to the air in a carburetor to make a stoichiometric mixture where both fuel and air are added at 298 K, 100 kPa. After combustion a constant pressure heat exchanger brings the products to 600 K before being exhausted. Assume the nitrogen in the fuel becomes N_2 gas. Find the total heat transfer per kmole fuel in the whole process.



C and H balances done in equation. The remaining

$$\text{O balance: } 2 + 2 v_{O_2} = 1.5 + 2 \Rightarrow v_{O_2} = 0.75$$

$$\text{N balance: } 1 + 3.76 v_{O_2} \times 2 = 2a \Rightarrow a = 3.32$$

$$\text{Energy eq.: } H_R + Q = H_P \Rightarrow Q = H_P - H_R = H_P^\circ - H_R^\circ + \Delta H_P - \Delta H_R$$

The reactants enter at the reference state, $\Delta H_R = 0$, and the products at 600 K from table A.9

$$\begin{aligned} \Delta H_P &= 1.5 \Delta \bar{h}_{H_2O} + \Delta \bar{h}_{CO_2} + 3.32 \Delta \bar{h}_{N_2} \\ &= 1.5 (10\,499) + 1 (12\,906) + 3.32 (8894) = 58\,183 \text{ kJ/kmol fuel} \end{aligned}$$

$$H_P^\circ - H_R^\circ = H_{RP}^\circ = 61.04 (-10\,537) = -643\,178 \text{ kJ/kmol}$$

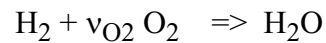
$$Q = -643\,178 + 58\,183 = \mathbf{-584\,995 \text{ kJ/kmol fuel}}$$

Adiabatic Flame Temperature

14.71

Hydrogen gas is burned with pure oxygen in a steady flow burner where both reactants are supplied in a stoichiometric ratio at the reference pressure and temperature. What is the adiabatic flame temperature?

The reaction equation is:



The balance of hydrogen is done, now for oxygen we need $\nu_{\text{O}_2} = 0.5$.

Energy Eq.: $H_R = H_P \Rightarrow 0 = -241\,826 + \Delta\bar{h}_{\text{H}_2\text{O}}$

$$\Rightarrow \Delta\bar{h}_{\text{H}_2\text{O}} = 241\,826 \text{ kJ/kmol}$$

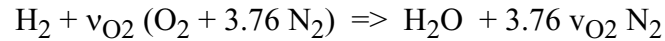
Interpolate now in table A.9 for the temperature to give this enthalpy

$$\mathbf{T = 4991 \text{ K}}$$

14.72

In a rocket, hydrogen is burned with air, both reactants supplied as gases at P_o, T_o . The combustion is adiabatic and the mixture is stoichiometric (100% theoretical air). Find the products dew point and the adiabatic flame temperature (~2500 K).

The reaction equation is:



The balance of hydrogen is done, now for oxygen we need $\nu_{\text{O}_2} = 0.5$ and thus we have 1.88 for nitrogen.

$$y_v = 1/(1+1.88) = 0.3472 \Rightarrow P_v = 101.325 \times 0.3472 = 35.18 \text{ kPa} = P_g$$

Table B.1.2: $T_{\text{dew}} = 72.6 \text{ C}$.

$$H_R = H_P \Rightarrow 0 = -241826 + \Delta h_{\text{water}} + 1.88 \Delta h_{\text{nitrogen}}$$

Find now from table A.9 the two enthalpy terms

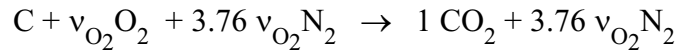
$$\text{At } 2400 \text{ K} : \Delta H_P = 93741 + 1.88 \times 70640 = 226544 \text{ kJ/kmol fuel}$$

$$\text{At } 2600 \text{ K} : \Delta H_P = 104520 + 1.88 \times 77963 = 251090 \text{ kJ/kmol fuel}$$

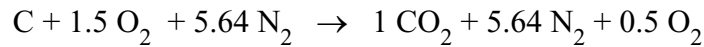
Then interpolate to hit 241 826 to give $T = 2525 \text{ K}$

14.73

Carbon is burned with air in a furnace with 150% theoretical air and both reactants are supplied at the reference pressure and temperature. What is the adiabatic flame temperature?



From this we find $v_{O_2} = 1$ and the actual combustion reaction is



$$H_P = H_P^\circ + \Delta H_P = H_R = H_R^\circ \quad \Rightarrow$$

$$\Delta H_P = H_R^\circ - H_P^\circ = 0 - (-393\,522) = 393\,522 \text{ kJ/kmol}$$

$$\Delta H_P = \Delta \bar{h}_{CO_2} + 5.64 \Delta \bar{h}_{N_2} + 0.5 \Delta \bar{h}_{O_2}$$

Find T so ΔH_P takes on the required value. To start guessing assume all products are nitrogen ($1 + 5.64 + 0.5 = 7.14$) that gives $1900 < T < 2000$ K from Table A.9.

$$\Delta H_{P\,1900} = 85\,420 + 5.64 \times 52\,549 + 0.5 \times 55\,414 = 409\,503 \quad \text{too high}$$

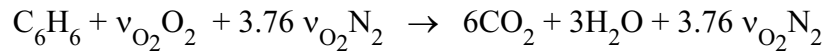
$$\Delta H_{P\,1800} = 79\,432 + 5.64 \times 48\,979 + 0.5 \times 51\,674 = 381\,511$$

Linear interpolation to find

$$T = 1800 + 100 \frac{393\,522 - 381\,511}{409\,503 - 381\,511} = \mathbf{1843 \text{ K}}$$

14.74

A stoichiometric mixture of benzene, C_6H_6 , and air is mixed from the reactants flowing at $25^\circ C$, 100 kPa. Find the adiabatic flame temperature. What is the error if constant specific heat at T_0 for the products from Table A.5 are used?



$$\nu_{O_2} = 6 + 3/2 = 7.5 \Rightarrow \nu_{N_2} = 28.2$$

$$H_P = H_P^\circ + \Delta H_P = H_R = H_R^\circ \Rightarrow$$

$$\Delta H_P = -H_{RP}^\circ = 40576 \times 78.114 = 3\,169\,554 \text{ kJ/kmol}$$

$$\Delta H_P = 6 \Delta \bar{h}_{CO_2} + 3 \Delta \bar{h}_{H_2O} + 28.2 \Delta \bar{h}_{N_2}$$

$$\Delta H_{P\,2600K} = 6(128074) + 3(104\,520) + 28.2(77\,963) = 3\,280\,600,$$

$$\Delta H_{P\,2400K} = 6(115\,779) + 3(93\,741) + 28.2(70\,640) = 2\,968\,000$$

$$\text{Linear interpolation} \Rightarrow T_{AD} = \mathbf{2529 \text{ K}}$$

$$\begin{aligned} \sum_i \nu_i \bar{C}_{Pi} &= 6 \times 0.842 \times 44.01 + 3 \times 1.872 \times 18.015 + 28.2 \times 1.042 \times 28.013 \\ &= 1146.66 \text{ kJ/kmol K} \end{aligned}$$

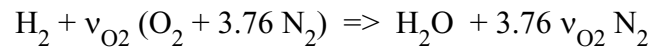
$$\Delta T = \Delta H_P / \sum_i \nu_i \bar{C}_{Pi} = 3\,169\,554 / 1146.66 = 2764$$

$$\Rightarrow T_{AD} = 3062 \text{ K, } \mathbf{21\% \text{ high}}$$

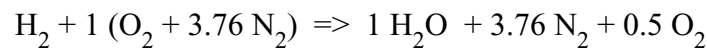
14.75

Hydrogen gas is burned with 200% theoretical air in a steady flow burner where both reactants are supplied at the reference pressure and temperature. What is the adiabatic flame temperature?

The stoichiometric reaction equation is:



The balance of hydrogen is done, now for oxygen we need $v_{\text{O}_2} = 0.5$ and thus we have for the actual mixture $v_{\text{O}_2} = 1$. The actual reaction is



The energy equation with formation enthalpy from A.9 or A.10 for water is

$$H_R = H_P \Rightarrow 0 = -241\,826 + \Delta h_{\text{H}_2\text{O}} + 3.76 \Delta h_{\text{N}_2} + 0.5 \Delta h_{\text{O}_2}$$

Find now from table A.9 the two enthalpy terms

$$\text{At } 2000 \text{ K} : \Delta H_P = 72\,788 + 3.76 \times 56\,137 + 0.5 \times 59\,176 = 313\,451$$

$$\text{At } 1800 \text{ K} : \Delta H_P = 62\,693 + 3.76 \times 48\,979 + 0.5 \times 51\,674 = 272\,691$$

$$\text{At } 1600 \text{ K} : \Delta H_P = 52\,907 + 3.76 \times 41\,904 + 0.5 \times 44\,267 = 232\,600$$

$$\text{At } 1700 \text{ K} : \Delta H_P = 57\,757 + 3.76 \times 45\,430 + 0.5 \times 47\,959 = 252\,553$$

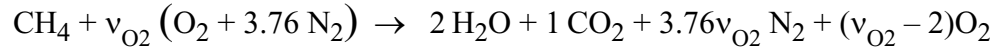
Then interpolate to hit 241 826 to give

$$T = 1600 + 100 \frac{241\,826 - 232\,600}{252\,553 - 232\,600} = \mathbf{1646 \text{ K}}$$

14.76

A gasturbine burns natural gas (assume methane) where the air is supplied to the combustor at 1000 kPa, 500 K and the fuel is at 298 K, 1000 kPa. What is the equivalence ratio and the percent theoretical air if the adiabatic flame temperature should be limited to 1800 K?

The reaction equation for a mixture with excess air is:



$$H_P = H_P^\circ + \Delta H_P = H_R = H_R^\circ + \Delta H_R$$

From table A.9 at 500 K (notice fuel is at 298 K)

$$\Delta H_R = 0 + v_{\text{O}_2}(\Delta h_{\text{O}_2} + 3.76 \Delta h_{\text{N}_2}) = v_{\text{O}_2}(6086 + 3.76 \times 5911) = 28\,311.4 v_{\text{O}_2}$$

From table A.9 at 1800 K:

$$\begin{aligned} \Delta H_P &= 2 \Delta h_{\text{H}_2\text{O}} + \Delta h_{\text{CO}_2} + 3.76 v_{\text{O}_2} \Delta h_{\text{N}_2} + (v_{\text{O}_2} - 2) \Delta h_{\text{O}_2} \\ &= 2 \times 62\,693 + 79\,432 + 3.76 v_{\text{O}_2} \times 48\,979 + (v_{\text{O}_2} - 2) 51\,674 \\ &= 101\,470 + 235\,835 v_{\text{O}_2} \end{aligned}$$

From table 14.3: $H_P^\circ - H_R^\circ = H_{RP}^\circ = 16.04(-50\,010) = -802\,160 \text{ kJ/kmol}$

Now substitute all terms into the energy equation

$$-802\,160 + 101\,470 + 235\,835 v_{\text{O}_2} = 28\,311.4 v_{\text{O}_2}$$

Solve for v_{O_2}

$$v_{\text{O}_2} = \frac{802\,160 - 101\,470}{235\,835 - 28\,311.4} = 3.376$$

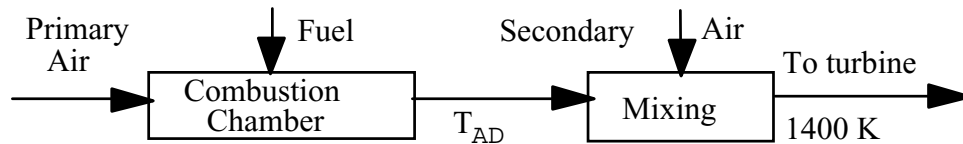
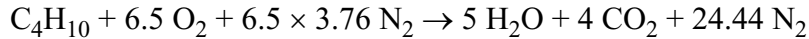
$$\% \text{Theoretical air} = 100 (3.376 / 2) = \mathbf{168.8 \%}$$

$$\Phi = \text{AFs} / \text{AF} = 2 / 3.376 = \mathbf{0.592}$$

14.77

Liquid *n*-butane at T_0 , is sprayed into a gas turbine with primary air flowing at 1.0 MPa, 400 K in a stoichiometric ratio. After complete combustion, the products are at the adiabatic flame temperature, which is too high, so secondary air at 1.0 MPa, 400 K is added, with the resulting mixture being at 1400 K. Show that $T_{ad} > 1400$ K and find the ratio of secondary to primary air flow.

C.V. Combustion Chamber.



$$\text{Energy Eq.: } H_{\text{air}} + H_{\text{fuel}} = H_{\text{R}} = H_{\text{P}}$$

$$H_{\text{P}} + \Delta H_{\text{P}} = H_{\text{R}} + \Delta H_{\text{R}} \quad \Rightarrow \quad \Delta H_{\text{P}} = H_{\text{R}} + \Delta H_{\text{R}} - H_{\text{P}} = -H_{\text{RP}} + \Delta H_{\text{R}}$$

$$\Delta H_{\text{P}} = 45344 \times 58.124 + 6.5(3.76 \times 2971 + 3027) = \mathbf{2\,727\,861 \text{ kJ/kmol}}$$

$$\Delta H_{\text{P } 1400} = 5 \times 43491 + 4 \times 55895 + 24.44 \times 34936 = \mathbf{1\,294\,871} < \Delta H_{\text{P}}$$

$$\text{Try } T_{\text{AD}} > 1400: \Delta H_{\text{P}} = 2658263 \text{ @2400 K}, \quad \Delta H_{\text{P}} = 2940312 \text{ @2600 K}$$

C.V. Mixing Chamber.

$$\text{Air Second: } v_{\text{O}_2 \text{ s}} \text{O}_2 + 3.76 \text{N}_2$$

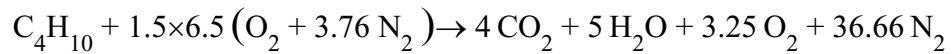
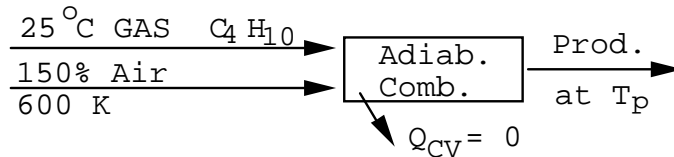
$$\Delta H_{\text{P}} + v_{\text{O}_2 \text{ second}} \Delta H_{\text{air}} = \Delta H_{\text{P } 1400} + v_{\text{O}_2 \text{ second}} \Delta H_{\text{air } 1400}$$

$$\Rightarrow v_{\text{O}_2 \text{ second}} = \frac{\Delta H_{\text{P}} - \Delta H_{\text{P } 1400}}{\Delta H_{\text{air } 1400} - \Delta H_{\text{air } 400}} = \frac{1432990}{168317 - 14198} = \mathbf{9.3}$$

$$\text{ratio} = v_{\text{O}_2 \text{ sec}}/v_{\text{O}_2 \text{ prim}} = 9.3/6.5 = \mathbf{1.43}$$

14.78

Butane gas at 25°C is mixed with 150% theoretical air at 600 K and is burned in an adiabatic steady flow combustor. What is the temperature of the products exiting the combustor?



$$\text{Energy Eq.: } H_p - H_R = 0 \Rightarrow \Delta H_p = H_R^\circ + \Delta H_R - H_p^\circ$$

$$\text{Reactants: } \Delta H_R = 9.75(9245) + 36.66(8894) = 416\,193 \text{ kJ};$$

$$H_R^\circ = \bar{h}_{\text{C}_4\text{H}_{10}} = \bar{h}_{\text{f,IG}}^\circ = -126\,200 \text{ kJ} \Rightarrow H_R = +289\,993 \text{ kJ}$$

$$H_p^\circ = 4(-393522) + 5(-241826) = -2\,783\,218 \text{ kJ/kmol}$$

$$\Delta H_p = 4 \Delta \bar{h}_{\text{CO}_2}^* + 5 \Delta \bar{h}_{\text{H}_2\text{O}}^* + 3.25 \Delta \bar{h}_{\text{O}_2}^* + 36.66 \Delta \bar{h}_{\text{N}_2}^*$$

From the energy equation we then get

$$\Delta H_p = -126\,200 + 416\,193 - (-2\,783\,218) = 3\,073\,211 \text{ kJ/kmol}$$

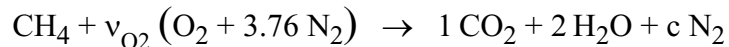
$$\text{Trial and Error: } \text{LHS}_{2000 \text{ K}} = 2\,980\,000, \quad \text{LHS}_{2200 \text{ K}} = 3\,369\,866$$

$$\text{Linear interpolation to match RHS} \Rightarrow T_p = \mathbf{2048 \text{ K}}$$

14.79

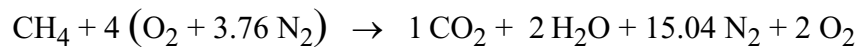
Natural gas, we assume methane, is burned with 200% theoretical air and the reactants are supplied as gases at the reference temperature and pressure. The products are flowing through a heat exchanger and then out the exhaust, as in Fig. P14.79. What is the adiabatic flame temperature right after combustion before the heat exchanger?

The reaction equation for stoichiometric mixture is:



$$\text{O balance: } 2 v_{\text{O}_2} = 2 + 2 \quad \Rightarrow \quad v_{\text{O}_2} = 2$$

$$200\% \text{ theoretical air: } v_{\text{O}_2} = 2 \times 2 = 4 \quad \text{so now more O}_2 \text{ and N}_2$$



$$\text{Energy Eq.: } H_{\text{air}} + H_{\text{fuel}} = H_{\text{R}} = H_{\text{P}}$$

$$H_{\text{P}}^{\circ} + \Delta H_{\text{P}} = H_{\text{R}}^{\circ} + \Delta H_{\text{R}} \quad \Rightarrow \quad \Delta H_{\text{P}} = H_{\text{R}}^{\circ} + \Delta H_{\text{R}} - H_{\text{P}}^{\circ} = -H_{\text{RP}}^{\circ} + 0$$

$$\text{From Table 14.3: } -H_{\text{RP}}^{\circ} = -16.04 (-50\,010) = 802\,160 \text{ kJ/kmol}$$

$$\Delta H_{\text{P}} = \Delta \bar{h}_{\text{CO}_2}^* + 2 \Delta \bar{h}_{\text{H}_2\text{O}}^* + 2 \Delta \bar{h}_{\text{O}_2}^* + 15.04 \Delta \bar{h}_{\text{N}_2}^*$$

From Table A.9

$$\Delta H_{\text{P } 1600} = 67\,659 + 2 \times 52\,907 + 2 \times 44\,267 + 15.04 \times 41\,904 = 892\,243$$

$$\Delta H_{\text{P } 1500} = 61\,705 + 2 \times 48\,149 + 2 \times 40\,600 + 15.04 \times 38\,405 = 816\,814$$

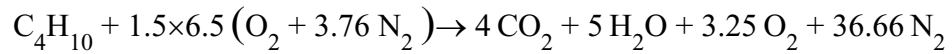
$$\Delta H_{\text{P } 1400} = 55\,895 + 2 \times 43\,491 + 2 \times 36\,958 + 15.04 \times 34\,936 = 742\,230$$

Linear interpolation to get 802 160

$$T = 1400 + 100 \frac{802\,160 - 742\,230}{816\,814 - 742\,230} = \mathbf{1480 \text{ K}}$$

14.80

Liquid butane at 25°C is mixed with 150% theoretical air at 600 K and is burned in a steady flow burner. Use the enthalpy of combustion from Table 14.3 to find the adiabatic flame temperature out of the burner.



$$\text{Energy Eq.: } H_P - H_R = 0 \quad \Rightarrow \quad \Delta H_P = H_R^\circ + \Delta H_R - H_P^\circ = -H_{RP}^\circ + \Delta H_R$$

$$\text{Reactants: } \Delta H_R = 9.75(9245) + 36.66(8894) = 416\,193 \text{ kJ/kmol;}$$

$$H_{RP}^\circ = 58.124(-45\,344) = -2\,635\,575 \text{ kJ/kmol}$$

$$\Delta H_P = 4\Delta\bar{h}_{\text{CO}_2}^* + 5\Delta\bar{h}_{\text{H}_2\text{O}}^* + 3.25\Delta\bar{h}_{\text{O}_2}^* + 36.66\Delta\bar{h}_{\text{N}_2}^*$$

So the energy equation becomes

$$\Delta H_P = 2\,635\,575 + 416\,193 = 3\,051\,768 \text{ kJ/kmol}$$

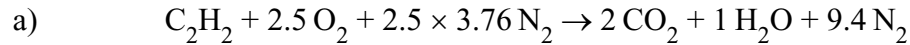
$$\text{Trial and Error: } \text{LHS}_{2000 \text{ K}} = 2\,980\,000, \quad \text{LHS}_{2200 \text{ K}} = 3\,369\,866$$

$$\text{Linear interpolation to match RHS} \quad \Rightarrow \quad T_P = \mathbf{2037 \text{ K}}$$

14.81

Acetylene gas at 25°C, 100 kPa is fed to the head of a cutting torch. Calculate the adiabatic flame temperature if the acetylene is burned with

- 100% theoretical air at 25°C.
- 100% theoretical oxygen at 25°C.



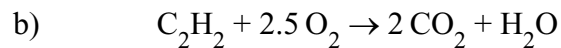
$$H_R = \bar{h}_{f, \text{C}_2\text{H}_2}^0 = +226\,731 \text{ kJ/kmol} \quad \text{from table A.10}$$

$$H_P = 2(-393\,522 + \Delta \bar{h}_{\text{CO}_2}^*) + 1(-241\,826 + \Delta \bar{h}_{\text{H}_2\text{O}}^*) + 9.4 \Delta \bar{h}_{\text{N}_2}^*$$

$$Q_{\text{CV}} = H_P - H_R = 0 \Rightarrow 2 \Delta \bar{h}_{\text{CO}_2}^* + 1 \Delta \bar{h}_{\text{H}_2\text{O}}^* + 9.4 \Delta \bar{h}_{\text{N}_2}^* = 1\,255\,601 \text{ kJ}$$

$$\text{Trial and Error A.9: } \text{LHS}_{2800} = 1\,198\,369, \quad \text{LHS}_{3000} = 1\,303\,775$$

$$\text{Linear interpolation: } T_{\text{PROD}} = \mathbf{2909 \text{ K}}$$



$$H_R = +226\,731 \text{ kJ}; \quad H_P = 2(-393\,522 + \Delta \bar{h}_{\text{CO}_2}^*) + 1(-241\,826 + \Delta \bar{h}_{\text{H}_2\text{O}}^*)$$

$$\Rightarrow 2 \Delta \bar{h}_{\text{CO}_2}^* + 1 \Delta \bar{h}_{\text{H}_2\text{O}}^* = 1\,255\,601 \text{ kJ/kmol fuel}$$

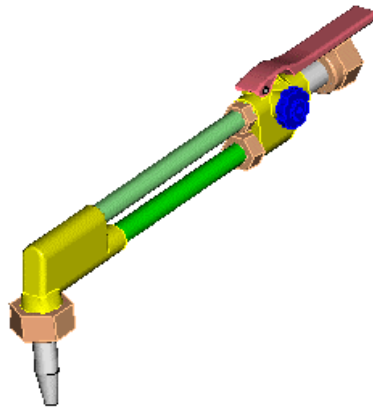
$$\text{At } 6000 \text{ K (limit of A.9)} \quad 2 \times 343\,782 + 302\,295 = 989\,859$$

$$\text{At } 5600 \text{ K} \quad 2 \times 317\,870 + 278\,161 = 913\,901$$

$$\text{Slope } 75\,958/400 \text{ K change}$$

Extrapolate to cover the difference above 989 859 kJ/kmol fuel

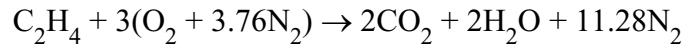
$$T_{\text{PROD}} \approx 6000 + 400(265\,742/75\,958) \approx \mathbf{7400 \text{ K}}$$



14.82

Ethene, C_2H_4 , burns with 150% theoretical air in a steady flow constant-pressure process with reactants entering at P_0, T_0 . Find the adiabatic flame temperature.

Stoichiometric



Actual



$$H_P = H_P^\circ + 2\Delta\bar{h}_{CO_2} + 2\Delta\bar{h}_{H_2O} + 1.5\Delta\bar{h}_{O_2} + 16.92\Delta\bar{h}_{N_2}$$

$$H_R = \bar{h}_{fFu}^\circ \quad \Delta H_P + H_P^\circ = H_R^\circ$$

$$\Rightarrow \Delta H_P = -H_{RP}^\circ = 28.054 \times 47158 = 1\,322\,970.5 \frac{\text{kJ}}{\text{kmol Fu}}$$

$$\Delta H_P = 2\Delta\bar{h}_{CO_2} + 2\Delta\bar{h}_{H_2O} + 1.5\Delta\bar{h}_{O_2} + 16.92\Delta\bar{h}_{N_2}$$

Initial guess based on $(2+2+1.5+16.92) N_2$ from A.9: $T_1 = 2100 \text{ K}$

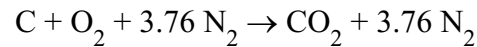
$$\Delta H_P(2000) = 1\,366\,982, \quad \Delta H_P(1900) = 1\,278\,398$$

$$\Rightarrow T_{AD} \cong 1950 \text{ K}$$

14.83

Solid carbon is burned with stoichiometric air in a steady flow process. The reactants at T_0, P_0 are heated in a preheater to $T_2 = 500$ K as shown in Fig. P14.83, with the energy given by the product gases before flowing to a second heat exchanger, which they leave at T_0 . Find the temperature of the products T_4 , and the heat transfer per kmol of fuel (4 to 5) in the second heat exchanger.

Control volume: Total minus last heat exchanger.



C.V. Combustion chamber and preheater from 1 to 4, no external Q. For this CV states 2 and 3 are internal and do not appear in equations.

Energy Eq.:

$$H_R = H_R^\circ = H_{P_4} = H_P^\circ + \Delta H_{P_4} = \bar{h}_{f\text{CO}_2} + \Delta \bar{h}_{\text{CO}_2} + 3.76 \Delta \bar{h}_{\text{N}_2}$$

Table A.9 or A.10: $\bar{h}_{f\text{CO}_2} = -393\,522$ kJ/kmol,

$$\Delta H_{P_4\,2400} = 115\,779 + 3.76 \times 70\,640 = 381\,385 \text{ kJ/kmol fuel,}$$

$$\Delta H_{P_4\,2600} = 128\,074 + 3.76 \times 77\,963 = 421\,215 \text{ kJ/kmol fuel}$$

$$\Rightarrow T_4 = T_{\text{ad.flame}} = \mathbf{2461 \text{ K}}$$

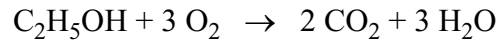
Control volume: Total. Then energy equation:

$$H_R^\circ + \bar{Q} = H_P^\circ$$

$$\bar{Q} = \bar{H}_{RP}^\circ = \bar{h}_{f\text{CO}_2}^\circ - 0 = \mathbf{-393\,522 \frac{\text{kJ}}{\text{kmol fuel}}}$$

14.84

Gaseous ethanol, C_2H_5OH , is burned with pure oxygen in a constant volume combustion bomb. The reactants are charged in a stoichiometric ratio at the reference condition. Assume no heat transfer and find the final temperature (> 5000 K).



Energy Eq.:

$$U_P = U_R = H_R^\circ + \Delta H_R - n_R \bar{R} T_R = H_P^\circ + \Delta H_P - n_P \bar{R} T_P$$

Solve for the properties that depends on T_P and recall $\Delta H_R = 0$

$$\Delta H_P - n_P \bar{R} T_P = H_R^\circ - H_P^\circ - n_R \bar{R} T_R = \bar{h}_{f, \text{fuel}}^0 - 2 \bar{h}_{f, CO_2}^0 - 3 \bar{h}_{f, H_2O}^0 - 4 \bar{R} T_R$$

Fuel: $\bar{h}_{f, \text{fuel}}^0 = -235\,000$ kJ/kmol for IG from Table A.10 so

$$\begin{aligned} \Delta H_P - n_P \bar{R} T_P &= -235\,000 - 2(-393\,522) - 3(-241\,826) \\ &\quad - 4 \times 8.31451 \times 298.15 = 1\,267\,606 \text{ kJ/kmol} \end{aligned}$$

$$\text{LHS} = \Delta H_P - n_P \bar{R} T_P = 2 \Delta \bar{h}_{CO_2} + 3 \Delta \bar{h}_{H_2O} - 5 \times 8.31451 \times T_P$$

From Table A.9 we find

$$\text{LHS}_{5600} = 2 \times 317\,870 + 3 \times 278\,161 - 41.5726 \times 5600 = 1\,237\,417$$

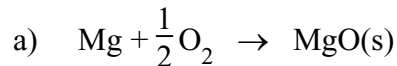
$$\text{LHS}_{6000} = 2 \times 343\,782 + 3 \times 302\,295 - 41.5726 \times 6000 = 1\,345\,014$$

$$T_{\text{ad.flame}} = \mathbf{5712 \text{ K}}$$

14.85

The enthalpy of formation of magnesium oxide, MgO(s), is -601827 kJ/kmol at 25°C . The melting point of magnesium oxide is approximately 3000 K, and the increase in enthalpy between 298 and 3000 K is $128\,449$ kJ/kmol. The enthalpy of sublimation at 3000 K is estimated at $418\,000$ kJ/kmol, and the specific heat of magnesium oxide vapor above 3000 K is estimated at 37.24 kJ/kmol K.

- Determine the enthalpy of combustion per kilogram of magnesium.
- Estimate the adiabatic flame temperature when magnesium is burned with theoretical oxygen.



$$\Delta h_{\text{COMB}} = \Delta \bar{h}_{\text{COMB}}/M = \bar{h}_f^\circ/M = -601827/24.32 = \mathbf{-24746 \text{ kJ/kg}}$$

- assume $T_R = 25^\circ\text{C}$ and also that $T_P > 3000$ K, (MgO = vapor phase)

$$\text{1st law: } Q_{\text{CV}} = H_P - H_R = 0, \quad \text{but } H_R = 0$$

$$\begin{aligned} \Rightarrow H_P &= \bar{h}_f^\circ + (\bar{h}_{3000} - \bar{h}_{298})_{\text{SOL}} + \Delta \bar{h}_{\text{SUB}} + \bar{C}_{\text{P VAP}}(T_P - 3000) \\ &= -601827 + 128449 + 418000 + 37.24(T_P - 3000) = 0 \end{aligned}$$

$$\text{Solving, } T_P = \mathbf{4487 \text{ K}}$$

Second Law for the Combustion Process

14.86

Calculate the irreversibility for the process described in Problem 14.41.



Process $V = \text{constant}$, C: solid , $n_{1(\text{GAS})} = 2$, $n_{2(\text{GAS})} = 2.5$

$$P_2 = P_1 \times \frac{n_2 T_2}{n_1 T_1} = 200 \times \frac{2.5 \times 1000}{2 \times 298.2} = 838.4 \text{ kPa}$$

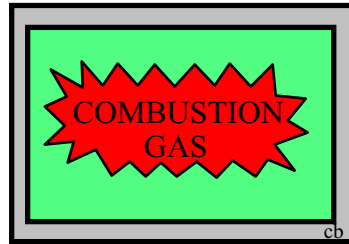
$$H_1 = H_R = 0$$

$$H_2 = H_P = 1(-393522 + 33397) + 1(-110527 + 21686)$$

$$+ (1/2)(0 + 22703) = -437\,615 \text{ kJ}$$

$${}_1Q_2 = (U_2 - U_1) = (H_2 - H_1) - n_2 \bar{R}T_2 + n_1 \bar{R}T_1$$

$$= (-437\,615 - 0) - 8.3145(2.5 \times 1000 - 2 \times 298.2) = -453\,442 \text{ kJ}$$



Reactants:

$$S_R = 2(5.740) + 2(205.148 - 8.31451 \ln \frac{200}{100}) = 410.250 \text{ kJ/K}$$

Products:

	n_i	y_i	\bar{s}_i°	$-\bar{R} \ln \frac{y_i P}{P_0}$	S_i
CO ₂	1.0	0.40	269.299	-10.061	259.238
CO	1.0	0.40	234.538	-10.061	224.477
O ₂	0.5	0.20	243.579	-4.298	239.281

$$S_P = 1.0(259.238) + 1.0(224.477) + 0.5(239.281) = 603.355 \text{ kJ/K}$$

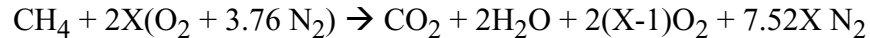
$$I = T_0(S_P - S_R) - {}_1Q_2$$

$$= 298.15(603.355 - 410.250) - (-453\,442) = +511\,016 \text{ kJ}$$

14.87

Methane is burned with air, both of which are supplied at the reference conditions. There is enough excess air to give a flame temperature of 1800 K. What are the percent theoretical air and the irreversibility in the process?

The combustion equation with X times theoretical air is



Energy Eq.: $H_{\text{air}} + H_{\text{fuel}} = H_{\text{R}} = H_{\text{P}} = H_{\text{P}}^{\circ} + \Delta H_{\text{P}} = H_{\text{R}}^{\circ} + \Delta H_{\text{R}}$

$$\Rightarrow \Delta H_{\text{P}} = H_{\text{R}}^{\circ} + \Delta H_{\text{R}} - H_{\text{P}}^{\circ} = -H_{\text{RP}}^{\circ} + 0$$

From Table 14.3: $-H_{\text{RP}}^{\circ} = -16.04 (-50\,010) = 802\,160 \text{ kJ/kmol}$

$$\Delta H_{\text{P}} = \Delta \bar{h}_{\text{CO}_2}^* + 2 \Delta \bar{h}_{\text{H}_2\text{O}}^* + 2(X-1) \Delta \bar{h}_{\text{O}_2}^* + 7.52X \Delta \bar{h}_{\text{N}_2}^*$$

From Table A.9 and the energy equation

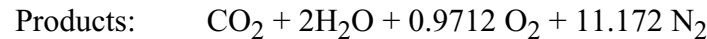
$$\Delta H_{\text{P } 1800} = 79\,432 + 2 \times 62\,693 + 2(X-1) 51\,674 + 7.52X \times 48\,979 = 802\,160$$

so

$$101\,470 + 471\,670 X = 802\,160 \Rightarrow X = 1.4856$$

%Theoretical air = **148.6%**

The products are



The second law

$$S_{\text{gen}} = S_{\text{P}} - S_{\text{R}} \quad \text{and} \quad I = T_0 S_{\text{gen}}$$

Reactants: $P_i = 100 \text{ kPa}$, $P_0 = 100 \text{ kPa}$, \bar{s}_f° from Table A.9

	n_i	y_i	\bar{s}_f°	$-\bar{R} \ln \frac{y_i P_i}{P_0}$	$\bar{S}_i \frac{\text{kJ}}{\text{kmol K}}$
CH ₄	1	1	186.251	0	186.251
O ₂	2X	0.21	205.148	12.976	218.124
N ₂	7.52 X	0.79	191.609	1.96	193.569

$$S_{\text{R}} = \sum n_i \bar{S}_i = 2996.84 \text{ kJ/K kmol fuel}$$

Products: $P_e = 100 \text{ kPa}$, $P_o = 100 \text{ kPa}$

	n_i	y_i	\bar{s}_{1800}^o	$-\bar{R} \ln \frac{y_i P_e}{P_o}$	$\bar{S}_i \frac{\text{kJ}}{\text{kmol K}}$
CO ₂	1	0.06604	302.969	22.595	325.564
H ₂ O	2	0.13208	259.452	16.831	276.283
O ₂	0.9712	0.06413	264.797	22.838	287.635
N ₂	11.172	0.73775	248.304	2.529	250.833

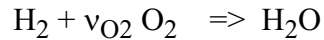
$$S_P = \sum n_i \bar{S}_i = 3959.72 \text{ kJ/K kmol fuel};$$

$$I = T_o(S_P - S_R) = 298.15(3959.72 - 2996.84) = \mathbf{287 \text{ MJ/kmol fuel}}$$

14.88

Consider the combustion of hydrogen with pure oxygen in a stoichiometric ratio under steady flow adiabatic conditions. The reactants enter separately at 298 K, 100 kPa and the product(s) exit at a pressure of 100 kPa. What is the exit temperature and what is the irreversibility?

The reaction equation is:



The balance of hydrogen is done, now for oxygen we need $\nu_{\text{O}_2} = 0.5$.

$$\begin{aligned} \text{Energy Eq.: } H_R = H_P &\Rightarrow 0 = -241\,826 + \Delta \bar{h}_{\text{H}_2\text{O}} \\ &\Rightarrow \Delta \bar{h}_{\text{H}_2\text{O}} = 241\,826 \text{ kJ/kmol} \end{aligned}$$

Interpolate now in table A.9 for the temperature to give this enthalpy

$$\mathbf{T = 4991 \text{ K}}$$

For this temperature we find from Table A.9, $P = P_o$, so we do not need any pressure correction for the entropy

$$S_P = S_P^\circ = \bar{s}_{\text{H}_2\text{O}}^\circ = 315.848 \text{ kJ/kmol K}$$

For the reactants we have (again no pressure correction)

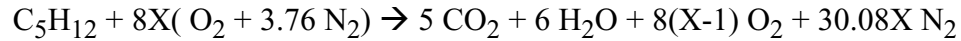
$$S_R = \bar{s}_{\text{H}_2}^\circ + 0.5 \bar{s}_{\text{O}_2}^\circ = 130.678 + 0.5 \times 205.148 = 233.252 \text{ kJ/kmol K}$$

$$S_{\text{gen}} = S_P - S_R = 315.848 - 233.252 = 82.596 \text{ kJ/kmol H}_2 \text{ K}$$

$$I = T_o S_{\text{gen}} = 298.15 \times 82.596 = \mathbf{24\,626 \text{ kJ/kmol H}_2}$$

14.89

Pentane gas at 25°C, 150 kPa enters an insulated steady flow combustion chamber. Sufficient excess air to hold the combustion products temperature to 1800 K enters separately at 500 K, 150 kPa. Calculate the percent theoretical air required and the irreversibility of the process per kmol of pentane burned.



Energy Eq.: $Q_{\text{CV}} + H_{\text{R}} = H_{\text{P}} + W_{\text{CV}}$; $W_{\text{CV}} = 0$, $Q_{\text{CV}} = 0$

Reactants: C_5H_{12} : \bar{h}_f^0 from A.9 and $\Delta\bar{h}_{500}$ for O_2 and N_2 from A.9

$$\begin{aligned} H_{\text{R}} &= (\bar{h}_f^0)_{\text{C}_5\text{H}_{12}} + 8X \Delta\bar{h}_{\text{O}_2} + 30.08X \Delta\bar{h}_{\text{N}_2} \\ &= -146\,500 + 8X \,6086 + 30.08X \,5911 = 226\,491X - 146\,500 \\ H_{\text{P}} &= 5(\bar{h}_f^0 + \Delta\bar{h})_{\text{CO}_2} + 6(\bar{h}_f^0 + \Delta\bar{h})_{\text{H}_2\text{O}} + 8(X-1) \Delta\bar{h}_{\text{O}_2} + 30.08X \Delta\bar{h}_{\text{N}_2} \\ &= 5(-393\,522 + 79\,432) + 6(-241\,826 + 62\,693) + 8(X-1) \,51\,674 \\ &\quad + 30.08X \,48\,979 = 1\,886\,680X - 3\,058\,640 \end{aligned}$$

Energy Eq. solve for X;

$$H_{\text{R}} = H_{\text{P}} = 226\,491X - 146\,500 = 1\,886\,680X - 3\,058\,640$$

$$\Rightarrow X = \mathbf{1.754}$$

b) Reactants: $P_i = 150 \text{ kPa}$, $P_o = 100 \text{ kPa}$, \bar{s}_f^0

	n_i	y_i	$\bar{s}_f^0, \bar{s}_{500}^0$	$-\bar{R} \ln \frac{y_i P_i}{P_o}$	$\bar{S}_i \frac{\text{kJ}}{\text{kmol K}}$
C_5H_{12}	1	1	348.945	-3.371	345.574
O_2	8X	0.21	220.693	9.605	230.298
N_2	30.08 X	0.79	206.74	-1.411	205.329

$$S_{\text{R}} = \sum n_i \bar{S}_i = 14410.34 \text{ kJ/K kmol fuel}$$

Products: $P_e = 150 \text{ kPa}$, $P_o = 100 \text{ kPa}$

	n_i	y_i	\bar{s}_{1800}^o	$-\bar{R} \ln \frac{y_i P_e}{P_o}$	$\bar{S}_i \frac{\text{kJ}}{\text{kmol K}}$
CO ₂	5	0.0716	302.969	18.550	321.519
H ₂ O	6	0.086	259.452	17.027	276.479
O ₂	8(X-1)	0.0864	264.797	16.988	281.785
N ₂	30.08X	0.756	248.304	-1.045	247.259

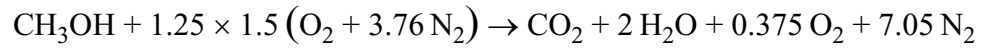
$$S_P = \sum n_i \bar{S}_i = 17\,732.073 \text{ kJ/K kmol fuel};$$

$$I = T_o(S_P - S_R) = 298.15(17\,732.07 - 14\,410.34)$$

$$= \mathbf{990 \text{ MJ/kmol fuel}}$$

14.90

Consider the combustion of methanol, CH_3OH , with 25% excess air. The combustion products are passed through a heat exchanger and exit at 200 kPa, 400 K. Calculate the absolute entropy of the products exiting the heat exchanger assuming all the water is vapor.



We need to find the mole fractions to do the partial pressures,

$$n = 1 + 2 + 0.375 + 7.05 = 10.425 \quad \Rightarrow \quad y_i = n_i / n$$

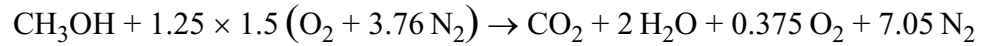
Gas mixture:

	n_i	y_i	\bar{s}_i°	$-\bar{R} \ln \frac{y_i P}{P_0}$	\bar{S}_i
CO_2	1.0	0.0959	225.314	+13.730	239.044
H_2O	2	0.1918	198.787	+7.967	206.754
O_2	0.375	0.0360	213.873	+20.876	234.749
N_2	7.05	0.6763	200.181	-2.511	197.670

$$S_{\text{GAS MIX}} = \sum n_i \bar{S}_i = \mathbf{2134.5 \text{ kJ/K kmol fuel}}$$

14.91

Consider the combustion of methanol, CH_3OH , with 25% excess air. The combustion products are passed through a heat exchanger and exit at 200 kPa, 40°C . Calculate the absolute entropy of the products exiting the heat exchanger per kilomole of methanol burned, using the proper amounts of liquid and vapor for the water.



Products exit at 40°C , 200 kPa, check for saturation:

$$y_{\text{V MAX}} = \frac{P_{\text{G}}}{P} = \frac{7.384}{200} = \frac{n_{\text{V MAX}}}{n_{\text{V MAX}} + 1 + 0.375 + 7.05}$$

$$n_{\text{V}} = n_{\text{V MAX}} = 0.323 \quad n_{\text{LIQ}} = 1.677$$

Gas mixture:

	n_i	y_i	\bar{s}_i°	$-\bar{R} \ln \frac{y_i P}{P_0}$	\bar{S}_i
CO_2	1.0	0.1143	215.633	+12.270	227.903
H_2O	0.323	0.0369	190.485	+21.671	212.156
O_2	0.375	0.0429	206.592	+20.418	227.01
N_2	7.05	0.8059	193.039	-3.969	189.07

$$S_{\text{GAS MIX}} = \sum n_i \bar{S}_i = 1714.50 \text{ kJ/K kmol fuel}$$

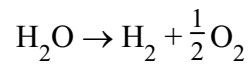
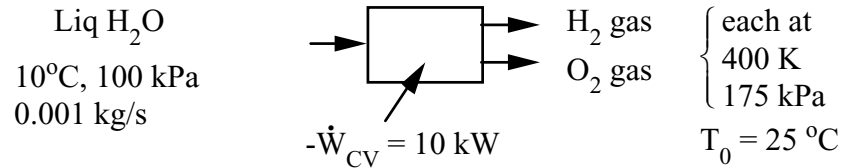
$$\bar{s}_{\text{LIQ}} = 69.950 + 18.015(0.5725 - 0.3674) = 73.645 \text{ kJ/kmol}$$

$$S_{\text{LIQ}} = 1.677 \times 73.645 = 123.50 \text{ kJ/K kmol fuel}$$

$$S_{\text{PROD}} = 1714.50 + 123.50 = \mathbf{1838 \text{ kJ/K kmol fuel}}$$

14.92

An inventor claims to have built a device that will take 0.001 kg/s of water from the faucet at 10°C, 100 kPa, and produce separate streams of hydrogen and oxygen gas, each at 400 K, 175 kPa. It is stated that this device operates in a 25°C room on 10-kW electrical power input. How do you evaluate this claim?



$$H_i - H_e = [-285830 + 18.015(42.01 - 104.89)] - 2961 - \frac{1}{2}(3027)$$

$$= -291\,437 \text{ kJ/kmol}$$

$$(S_i - S_e) = [69.950 + 18.015(0.151 - 0.3674)] - (139.219 - 8.3145 \ln 1.75)$$

$$- \frac{1}{2}(213.873 - 8.3145 \ln 1.75) = -173.124 \text{ kJ/kmol K}$$

$$W_{\text{REV}} = (H_i - H_e) - T_0(S_i - S_e) = -291\,437 - 298.15(-173.124)$$

$$= -239820 \text{ kJ/kmol}$$

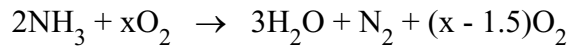
$$\dot{W}_{\text{REV}} = (0.001/18.015)(-239\,820) = -13.31 \text{ kW}$$

$$\dot{I} = \dot{W}_{\text{REV}} - \dot{W}_{\text{CV}} = -13.31 - (-10) < 0 \quad \textbf{Impossible}$$

14.93

Two kilomoles of ammonia are burned in a steady flow process with x kmol of oxygen. The products, consisting of H_2O , N_2 , and the excess O_2 , exit at 200°C , 7 MPa.

- Calculate x if half the water in the products is condensed.
- Calculate the absolute entropy of the products at the exit conditions.



Products at 200°C , 7 MPa with $n_{\text{H}_2\text{O LIQ}} = n_{\text{H}_2\text{O VAP}} = 1.5$

$$\text{a) } y_{\text{H}_2\text{O VAP}} = P_G/P = \frac{1.5538}{7} = \frac{1.5}{1.5 + 1 + x - 1.5} \Rightarrow x = \mathbf{5.757}$$

$$\text{b) } S_{\text{PROD}} = S_{\text{GAS MIX}} + S_{\text{H}_2\text{O LIQ}}$$

Gas mixture:	n_i	y_i	\bar{s}_i°	$-\bar{R}\ln(y_i P/P_0)$	S_i
H_2O	1.5	0.222	204.595	-22.810	181.785
O_2	4.257	0.630	218.985	-31.482	187.503
N_2	1.0	0.148	205.110	-19.439	185.671

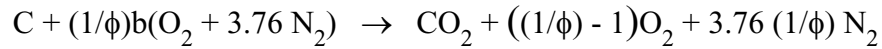
$$S_{\text{GAS MIX}} = 1.5(181.785) + 4.257(187.503) + 1.0(185.67) = 1256.55 \text{ kJ/K}$$

$$S_{\text{H}_2\text{O LIQ}} = 1.5[69.950 + 18.015(2.3223 - 0.3674)] = 157.75 \text{ kJ/K}$$

$$S_{\text{PROD}} = 1256.55 + 157.75 = \mathbf{1414.3 \text{ kJ/K}}$$

14.94

Graphite, C, at P_0, T_0 is burned with air coming in at $P_0, 500$ K in a ratio so the products exit at $P_0, 1200$ K. Find the equivalence ratio, the percent theoretical air, and the total irreversibility.



$$\text{Energy Eq.: } H_P = H_R \Rightarrow \Delta H_{P, 1200} - \Delta H_R = H_R^\circ - H_P^\circ$$

$$44\,473 + ((1/\phi) - 1)29\,761 + 3.76(1/\phi)28\,109$$

$$- (1/\phi)(6086 + 3.76 \times 5911) = 0 - (-393\,522) \Rightarrow (1/\phi) = 3.536$$

$$S_{\text{gen}} = S_P - S_R = \sum_{\text{P-R}} v(\bar{s}^\circ - \bar{R} \ln(y))$$

$$\text{R: } y_{\text{O}_2} = 0.21, y_{\text{N}_2} = 0.79$$

$$\text{P: } y_{\text{O}_2} = 0.1507, y_{\text{N}_2} = 0.79, y_{\text{CO}_2} = 0.0593$$

$$S_P^\circ = 279.39 + 2.536 \times 250.011 + 13.295 \times 234.227 = 4027.5$$

$$S_R^\circ = 5.74 + 3.536(220.693 + 3.76 \times 206.74) = 3534.8$$

For the pressure correction the term with the nitrogen drops out (same y).

$$\bar{R} \sum_{\text{P-R}} -v \ln(y) = 8.3145(2.8235 + 1.8927 - 1.5606) = 26.236$$

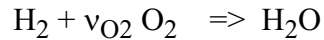
$$S_{\text{gen}} = 4027.5 - 3534.8 + 26.236 = 518.94 \text{ kJ/kmol carbon-K}$$

$$I = T_0 S_{\text{gen}} = \mathbf{154\,721 \frac{\text{kJ}}{\text{kmol C}}}$$

14.95

A flow of hydrogen gas is mixed with a flow of oxygen in a stoichiometric ratio, both at 298 K and 50 kPa. The mixture burns without any heat transfer in complete combustion. Find the adiabatic flame temperature and the amount of entropy generated per kmole hydrogen in the process.

The reaction equation is:



The balance of hydrogen is done, now for oxygen we need $\nu_{\text{O}_2} = 0.5$.

$$\begin{aligned} \text{Energy Eq.: } H_R = H_P \Rightarrow 0 &= -241\,826 + \Delta \bar{h}_{\text{H}_2\text{O}} \\ \Rightarrow \Delta \bar{h}_{\text{H}_2\text{O}} &= 241\,826 \text{ kJ/kmol} \end{aligned}$$

Interpolate now in table A.9 for the temperature to give this enthalpy

$$\mathbf{T = 4991 \text{ K}}$$

For this temperature we find from Table A.9

$$S_P = \bar{s}_{\text{H}_2\text{O}}^\circ - \bar{R} \ln(P/P_o) = 315.848 - 8.31451 \ln(0.5) = 321.611 \text{ kJ/kmol K}$$

For the reactants we have

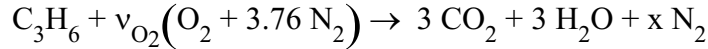
$$\begin{aligned} S_R &= \bar{s}_{\text{H}_2}^\circ - \bar{R} \ln(P/P_o) + 0.5 [\bar{s}_{\text{O}_2}^\circ - \bar{R} \ln(P/P_o)] \\ &= 130.678 + 0.5 \times 205.148 - 1.5 \times 8.31451 \ln(0.5) \\ &= 241.897 \text{ kJ/kmol K} \end{aligned}$$

$$S_{\text{gen}} = S_P - S_R = 321.611 - 241.897 = \mathbf{79.714 \text{ kJ/kmol H}_2 \text{ K}}$$

Recall that this includes the mixing process.

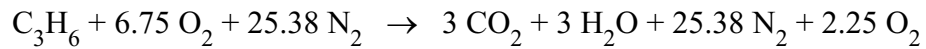
14.96

A closed rigid container is charged with propene, C_3H_6 , and 150% theoretical air at 100 kPa, 298 K. The mixture is ignited and burns with complete combustion. Heat is transferred to a reservoir at 500 K so the final temperature of the products is 700 K. Find the final pressure, the heat transfer per kmole fuel and the total entropy generated per kmol fuel in the process.



$$\text{Oxygen, } O_2, \text{ balance: } 2 v_{O_2} = 6 + 3 = 9 \Rightarrow v_{O_2} = 4.5$$

$$\text{Actual Combustion: } \phi = 1.5 \Rightarrow v_{O_2 \text{ ac}} = 1.5 \times 4.5 = 6.75$$



$$P_2 = P_1 \frac{n_p T_2}{n_R T_1} = 100 \times \frac{33.63 \times 700}{33.13 \times 298.15} = \mathbf{238.3 \text{ kPa}}$$

Enthalpies from Table A.9

$$\begin{aligned} \Delta H_{P 700} &= 3 \times 17\,754 + 3 \times 14\,190 + 25.38 \times 11\,937 + 2.25 \times 12\,499 \\ &= 426\,916 \frac{\text{kJ}}{\text{kmol fuel}} \end{aligned}$$

Enthalpy of combustion from table 14.3 converted to mole basis

$$H_{RP}^\circ = -45\,780 \times 42.081 = -1\,926\,468 \text{ kJ/kmol fuel}$$

$$U_2 - U_1 = {}_1Q_2 - 0 = H_2 - H_1 - n_2 \bar{R} T_2 + n_1 \bar{R} T_1$$

$${}_1Q_2 = H_{RP}^\circ + \Delta H_{P 700} - n_p \bar{R} T_2 + n_1 \bar{R} T_1$$

$$\begin{aligned} &= -1\,926\,468 + 426\,916 - 33.63 \times 8.3145 \times 700 \\ &\quad + 33.13 \times 8.3145 \times 298.15 = \mathbf{-1.613 \times 10^6 \frac{\text{kJ}}{\text{kmol fuel}}} \end{aligned}$$

Entropies from Table A.9 and pressure correction

Reactants:	n_i	y_i	\bar{s}_i°	$-\bar{R} \ln(y_i P/P_0)$	S_i
C_3H_8	1.0	0.0302	267.066	29.104	296.17
O_2	6.75	0.2037	205.143	13.228	218.376
N_2	25.38	0.7661	191.609	2.216	189.393

$$S_1 = 296.17 + 6.75 \times 218.376 + 25.38 \times 189.393 = 6577 \frac{\text{kJ}}{\text{kmol fuel K}}$$

Products:	n_i	y_i	\bar{s}_i°	$-\bar{R}\ln(y_i P/P_0)$	S_i
CO ₂	3	0.0892	250.752	+12.875	263.627
H ₂ O	3	0.0892	218.739	+12.875	231.614
O ₂	2.25	0.0669	231.465	+15.266	246.731
N ₂	25.38	0.7547	216.865	- 4.88	211.985

$$S_2 = 3(263.627 + 231.614) + 2.25 \times 246.731 + 25.38 \times 211.985$$

$$= 7421 \text{ kJ/kmol fuel K}$$

$${}_1S_{2\text{ gen}} = S_2 - S_1 - {}_1Q_2/T_{\text{res}} = 7421 - 6577 + \frac{1.613 \times 10^6}{500} = \mathbf{4070} \frac{\text{kJ}}{\text{kmol fuel K}}$$

Problems Involving Generalized Charts or Real Mixtures

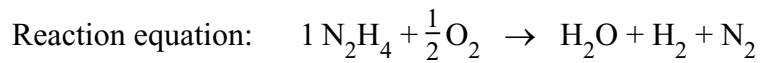
14.97

Repeat Problem 14.42, but assume that saturated-liquid oxygen at 90 K is used instead of 25°C oxygen gas in the combustion process. Use the generalized charts to determine the properties of liquid oxygen.

Problem same as 14.42, except oxygen enters at 2 as saturated liquid at 90 K.

$$\dot{m}_{\text{O}_2}/\dot{m}_{\text{N}_2\text{H}_4} = 0.5 = 32\dot{n}_{\text{O}_2}/32\dot{n}_{\text{N}_2\text{H}_4} \quad \text{and} \quad \dot{Q}/\dot{m}_{\text{N}_2\text{H}_4} = -100 \text{ kJ/kg}$$

$$\text{Energy Eq.:} \quad Q_{\text{CV}} = H_{\text{P}} - H_{\text{R}} = -100 \times 32.045 = -3205 \text{ kJ/kmol fuel}$$



$$\text{At 90 K, } T_{r2} = 90/154.6 = 0.582 \Rightarrow \Delta\tilde{h}_f = 5.2$$

$$\text{Figure D.2, } (\tilde{h}^* - \tilde{h}) = 8.3145 \times 154.6 \times 5.2 = 6684 \text{ kJ/kmol}$$

$$\Delta\tilde{h}_{\text{AT}2} = -6684 + 0.922 \times 32(90 - 298.15) = -12825 \text{ kJ/kmol}$$

$$H_{\text{R}} = 50417 + \frac{1}{2}(0 - 12825) = 44005 \text{ kJ,} \quad H_{\text{P}}^{\circ} = -241826$$

$$\text{1st law: } \Delta\tilde{h}_{\text{P}} = \Delta\tilde{h}_{\text{H}_2\text{O}} + \Delta\tilde{h}_{\text{H}_2} + \Delta\tilde{h}_{\text{N}_2} = Q_{\text{cv}} + H_{\text{R}} - H_{\text{P}}^{\circ} = 282626$$

$$\text{From Table A.9, } \Delta H_{\text{P} 2800\text{K}} = 282141, \quad \Delta H_{\text{P} 3000\text{K}} = 307988$$

$$\text{Therefore, } T_{\text{P}} = \mathbf{2804 \text{ K}}$$

14.98

Hydrogen peroxide, H_2O_2 , enters a gas generator at 25°C , 500 kPa at the rate of 0.1 kg/s and is decomposed to steam and oxygen exiting at 800 K, 500 kPa. The resulting mixture is expanded through a turbine to atmospheric pressure, 100 kPa, as shown in Fig. P14.98. Determine the power output of the turbine, and the heat transfer rate in the gas generator. The enthalpy of formation of liquid H_2O_2 is $-187\,583$ kJ/kmol.

$$\text{H}_2\text{O}_2 \rightarrow \text{H}_2\text{O} + \frac{1}{2} \text{O}_2 \quad \dot{n}_{\text{H}_2\text{O}_2} = \frac{\dot{m}_{\text{H}_2\text{O}_2}}{M} = \frac{0.1}{34.015} = 0.00294 \text{ kmol/s}$$

$$\dot{n}_{\text{MIX}} = \dot{n}_{\text{H}_2\text{O}_2} \times 1.5 = 0.00441 \text{ kmol/s}$$

$$\bar{C}_{P0 \text{ MIX}} = \frac{2}{3} \times 1.872 \times 18.015 + \frac{1}{3} \times 0.922 \times 31.999 = 32.317$$

$$\bar{C}_{V0 \text{ MIX}} = 32.317 - 8.3145 = 24.0 \Rightarrow k_{\text{MIX}} = 32.317/24.0 = 1.3464$$

CV: turbine. Assume reversible $\rightarrow s_3 = s_2$

$$T_3 = T_2 \left(\frac{P_3}{P_2} \right)^{\frac{k-1}{k}} = 800 \left(\frac{100}{500} \right)^{0.2573} = 528.8 \text{ K}$$

$$w = \bar{C}_{P0}(T_2 - T_3) = 32.317(800 - 528.8) = 8765 \text{ kJ/kmol}$$

$$\dot{W}_{\text{CV}} = 0.00441 \times 8765 = \mathbf{38.66 \text{ kW}}$$

CV: Gas Generator

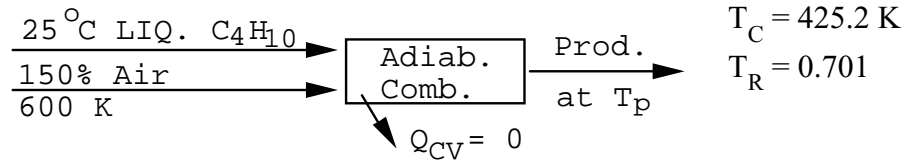
$$\dot{H}_1 = 0.00294(-187\,583 + 0) = -551.49$$

$$\dot{H}_2 = 0.00294(-241\,826 + 18002) + 0.00147(0 + 15836) = -634.76$$

$$\dot{Q}_{\text{CV}} = \dot{H}_2 - \dot{H}_1 = -634.76 + 551.49 = \mathbf{-83.27 \text{ kW}}$$

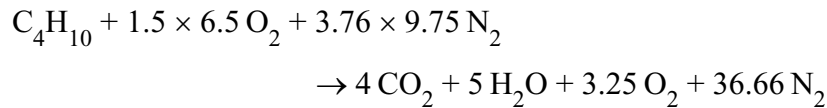
14.99

Liquid butane at 25°C is mixed with 150% theoretical air at 600 K and is burned in an adiabatic steady state combustor. Use the generalized charts for the liquid fuel and find the temperature of the products exiting the combustor.



$$\bar{h}_{C_4H_{10}} = \bar{h}_{f,IG}^{\circ} + (\bar{h}_{LIQ} - \bar{h}^*) \quad \text{see Fig. D.2}$$

$$= -126200 + (-4.85 \times 8.3145 \times 425.2) = -143\,346 \text{ kJ}$$



$$\bar{h}_{AIR} = 9.75(9245) + 36.66(8894) = 416\,193 \text{ kJ}$$

$$\Rightarrow H_R = 416\,193 - 143\,346 = +272\,847 \text{ kJ}$$

$$H_P = 4(-393522 + \Delta\bar{h}_{CO_2}^*) + 5(-241826 + \Delta\bar{h}_{H_2O}^*) + 3.25 \Delta\bar{h}_{O_2}^* + 36.66 \Delta\bar{h}_{N_2}^*$$

$$\text{Energy Eq.:} \quad H_P - H_R = 0$$

$$4 \Delta\bar{h}_{CO_2}^* + 5 \Delta\bar{h}_{H_2O}^* + 3.25 \Delta\bar{h}_{O_2}^* + 36.66 \Delta\bar{h}_{N_2}^* = 3\,056\,065$$

$$\text{Trial and Error:} \quad LHS_{2000 \text{ K}} = 2\,980\,000, \quad LHS_{2200 \text{ K}} = 3\,369\,866$$

$$\text{Linear interpolation to match RHS} \quad \Rightarrow T_P = \mathbf{2039 \text{ K}}$$

14.100

Saturated liquid butane enters an insulated constant pressure combustion chamber at 25°C, and x times theoretical oxygen gas enters at the same P and T . The combustion products exit at 3400 K. With complete combustion find x . What is the pressure at the chamber exit? and what is the irreversibility of the process?

Butane: $T_1 = T_0 = 25^\circ\text{C}$, sat liq., $x_1 = 0$, $T_c = 425.2 \text{ K}$, $P_c = 3.8 \text{ MPa}$

Do the properties from the generalized charts

Fig. D.1: $T_{r1} = 0.7$, $P_{r1} = 0.1$, $P_1 = P_{r1}P_c = 380 \text{ kPa}$

Figs. D.2 and D.3: $(\bar{h}_1^* - \bar{h}_1)_f = 4.85 \bar{R}T_c$, $(\bar{s}_1^* - \bar{s}_1)_f = 6.8 \bar{R}$

Oxygen: $T_2 = T_0 = 25^\circ\text{C}$, X - Theoretical O_2

Products: $T_3 = 3400 \text{ K}$, Assumes complete combustion



Energy Eq.: $Q_{cv} + H_R = H_P + W_{cv}$; $Q_{cv} = 0$, $W_{cv} = 0$

$$H_R = n(\bar{h}_f^0 + \Delta\bar{h})_{\text{C}_4\text{H}_{10}} = 1(-126\,200 + -17\,146) = -143\,346 \text{ kJ}$$

$$\text{Products: CO}_2 \quad n(\bar{h}_f^0 + \Delta\bar{h})_{\text{CO}_2} = 4(-393\,522 + 177\,836) = -862\,744 \text{ kJ}$$

$$\text{H}_2\text{O} \quad n(\bar{h}_f^0 + \Delta\bar{h})_{\text{H}_2\text{O}} = 5(-241\,826 + 149\,073) = -463\,765 \text{ kJ}$$

$$\text{O}_2 \quad n(\bar{h}_f^0 + \Delta\bar{h})_{\text{O}_2} = 6.5(X-1)(0 + 114\,101) = (X-1)741\,657 \text{ kJ}$$

$$H_P = \sum n_i (\bar{h}_f^0 + \Delta\bar{h})_i = 741\,657X - 2\,068\,166$$

Energy Eq.: $H_P = H_R$ solve for X ; $X = \mathbf{2.594}$

Assume that the exit pressure equals the inlet pressure: $P_e = P_i = 380 \text{ kPa}$

$$\bar{s}_{\text{C}_4\text{H}_{10}} = \left[\bar{s}_f^0 - \bar{R} \ln \frac{P_1}{P_0} - (\bar{s}_1^* - \bar{s}_1)_f \right] ; \quad \bar{s}_{\text{O}_2} = \left[\bar{s}^0 - \bar{R} \ln \frac{P_1}{P_0} \right]$$

$$S_R = S_{\text{C}_4\text{H}_{10}} + S_{\text{O}_2} = [306.647 - 11.10 - 56.539]$$

$$+ [205.48 - 11.10] \times 6.5 \times 2.594 = 3516.45 \text{ kJ/K}$$

Products:

	n_i	y_i	\bar{s}_i^o	$-\bar{R} \ln \frac{y_i P_e}{P_o}$	$\bar{S}_i \frac{\text{kJ}}{\text{kmol K}}$
CO ₂	4	0.2065	341.988	2.016	344.004
H ₂ O	5	0.2582	293.550	0.158	293.708
O ₂	10.368	0.5353	289.499	-5.904	283.595

$$S_P = \sum n_i \bar{S}_i = 5784.87 \text{ kJ/K};$$

$$I = T_o(S_P - S_R) = 298.15 (5784.87 - 3516.45) = \mathbf{676\ 329\ kJ}$$

14.101

A gas mixture of 50% ethane and 50% propane by volume enters a combustion chamber at 350 K, 10 MPa. Determine the enthalpy per kilomole of this mixture relative to the thermochemical base of enthalpy using Kay's rule.

$$\bar{h}_{\text{MIX O}}^* = 0.5(-84740) + 0.5(-103900) = -94320 \text{ kJ/kmol}$$

$$\bar{C}_{\text{P0 MIX}} = 0.5 \times 30.07 \times 1.7662 + 0.5 \times 44.097 \times 1.67 = 63.583$$

$$\bar{h}_{350}^* - \bar{h}_{298}^* = 63.583(350 - 298.2) = 3294 \text{ kJ/kmol}$$

$$\text{Kay's rule: } T_{\text{C MIX}} = 0.5 \times 305.4 + 0.5 \times 369.8 = 337.6 \text{ K}$$

$$P_{\text{C MIX}} = 0.5 \times 4.88 + 0.5 \times 4.25 = 4.565 \text{ MPa}$$

$$T_r = 350/337.6 = 1.037, \quad P_r = 10/4.565 = 2.19$$

$$\text{From Fig. D.2: } \bar{h}^* - \bar{h} = 8.3145 \times 337.6 \times 3.53 = 9909 \text{ kJ/kmol}$$

$$\bar{h}_{\text{MIX 350K,10MPa}} = -94320 + 3294 - 9909 = \mathbf{-100\ 935 \text{ kJ/kmol}}$$

14.102

A mixture of 80% ethane and 20% methane on a mole basis is throttled from 10 MPa, 65°C, to 100 kPa and is fed to a combustion chamber where it undergoes complete combustion with air, which enters at 100 kPa, 600 K. The amount of air is such that the products of combustion exit at 100 kPa, 1200 K. Assume that the combustion process is adiabatic and that all components behave as ideal gases except the fuel mixture, which behaves according to the generalized charts, with Kay's rule for the pseudocritical constants. Determine the percentage of theoretical air used in the process and the dew-point temperature of the products.

Reaction equation:

$$\text{Fuel mix: } \bar{h}_{\text{FUEL}}^0 = 0.2(-74873) + 0.8(-84740) = -82767 \text{ kJ/kmol}$$

$$\bar{C}_{\text{P0 FUEL}} = 0.2 \times 2.2537 \times 16.04 + 0.8 \times 1.7662 \times 30.07 = 49.718$$

$$\Delta \bar{h}_{\text{FUEL}}^* = 49.718(65 - 25) = 1989 \text{ kJ/kmol}$$

$$T_{\text{CA}} = 305.4 \text{ K}, \quad T_{\text{CB}} = 190.4 \text{ K} \Rightarrow T_{\text{c mix}} = 282.4 \text{ K}$$

$$P_{\text{CA}} = 4.88, \quad P_{\text{CB}} = 4.60 \Rightarrow P_{\text{c mix}} = 4.824 \text{ MPa}$$

$$T_{\text{r}} = 338.2/282.4 = 1.198, \quad P_{\text{r}} = 10/4.824 = 2.073$$

$$(\bar{h}^* - \bar{h})_{\text{FUEL IN}} = 8.31451 \times 282.4 \times 2.18 = 5119$$

$$\Rightarrow \bar{h}_{\text{FUEL IN}} = -82767 + 1989 - 5119 = -85897 \frac{\text{kJ}}{\text{kmol}}$$

1st law:

$$\begin{aligned} & 1.8(-393522 + 44473) + 2.8(-241826 + 34506) \\ & + 3.2(x - 1)(29761) + (12.03x)(28109) \\ & + 85897 - (3.2x)(9245) - (12.03x)(8894) = 0 \end{aligned}$$

a) $x = 4.104$ or **410.4 %**

b) $n_{\text{p}} = 1.8 + 2.8 + 3.2(4.104 - 1) + 12.03 \times 4.104 = 63.904$

$$y_{\text{H}_2\text{O}} = 2.8/63.904 = P_{\text{v}}/100 ; \quad P_{\text{v}} = 4.38 \text{ kPa}, \quad T = \mathbf{30.5^\circ\text{C}}$$

14.103

Liquid hexane enters a combustion chamber at 31°C, 200 kPa, at the rate 1 kmol/s. 200% theoretical air enters separately at 500 K, 200 kPa, and the combustion products exit at 1000 K, 200 kPa. The specific heat of ideal gas hexane is $C_p = 143 \text{ kJ/kmol K}$. Calculate the rate of irreversibility of the process.

Hexane: $T_c = 507.5 \text{ K}$, $P_c = 3010 \text{ kPa}$

$$T_{r1} = 0.6, \text{ Fig. D.1: } P_{rg} = 0.028, P_{g1} = P_{r1}P_c = 84.47 \text{ kPa}$$

$$\text{Figs D.2 and D.3: } (\bar{h}_1^* - \bar{h}_1)_f = 5.16 \bar{R}T_c, (\bar{s}_1^* - \bar{s}_1)_f = 8.56 \bar{R}$$

Air: $T_2 = 500 \text{ K}$, $P_2 = 200 \text{ kPa}$, 200% theoretical air

Products: $T_3 = 1000 \text{ K}$, $P_3 = 200 \text{ kPa}$

$$\text{a) } \bar{h}_{C_6H_{14}} = \bar{h}_f^o - (\bar{h}_1^* - \bar{h}_1)_f + (\bar{h}_1^* - \bar{h}_0^*) + (\bar{h}_0^* - \bar{h}_0)$$

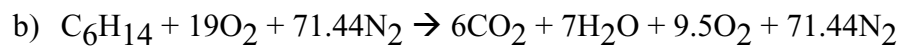
$$\bar{h}_0^* - \bar{h}_0 = 0, \bar{h}_1^* - \bar{h}_0^* = \bar{C}_p (T_1 - T_0) = 858 \text{ kJ/kmol}, \bar{h}_f^o = -167300 \text{ kJ/kmol}$$

$$\bar{h}_1^* - \bar{h}_1 = 5.16 \times 8.3145 \times 507.5 = 21773 \text{ kJ/kmol}, \bar{h}_{C_6H_{14}} = \mathbf{-188215 \text{ kJ/kmol}}$$

$$\bar{s}_{C_6H_{14}} = \bar{s}_{T_0}^o + \bar{C}_p \ln \frac{T_1}{T_0} - \bar{R} \ln \frac{P_1}{P_0} + (\bar{s}_1 - \bar{s}_1^*)$$

$$\bar{s}_{T_0}^o + \bar{C}_p \ln \frac{T_1}{T_0} - \bar{R} \ln \frac{P_1}{P_0} = 387.979 + 2.85 - 5.763 = 385.066 \text{ kJ/kmol-K}$$

$$\bar{s}_1^* - \bar{s}_1 = 8.56 \times 8.3145 = 71.172 \text{ kJ/kmol-K}, \bar{s}_{C_6H_{14}} = \mathbf{313.894 \text{ kJ/kmol-K}}$$



$$T_{c \text{ prod}} = \sum y_i T_{ci} = 179.3 \text{ K}, T_{r3} = \frac{T_3}{T_{c \text{ prod}}} = \mathbf{5.58 \rightarrow \text{Ideal Gas}}$$

$$\text{c) } 1^{\text{st}} \text{ Law: } Q + H_R = H_P + W; \quad W = 0 \quad \Rightarrow \quad Q = H_P - H_R$$

$$H_R = (\bar{h})_{C_6H_{14}} + 19\Delta\bar{h}_{O_2} + 71.44 \Delta\bar{h}_{N_2}$$

$$= -188215 + 19 \cdot 6086 + 71.44 \cdot 5911 = 349701 \text{ kJ/kmol fuel}$$

$$H_P = 6(\bar{h}_f^o + \Delta\bar{h})_{CO_2} + 7(\bar{h}_f^o + \Delta\bar{h})_{H_2O} + 9.5(\bar{h}_f^o + \Delta\bar{h})_{O_2} + 71.44(\bar{h}_f^o + \Delta\bar{h})_{N_2}$$

$$CO_2 \quad - \quad (\bar{h}_f^o + \Delta\bar{h}) = (-393522 + 33397) = -360125 \text{ kJ/kmol}$$

$$H_2O \quad - \quad (\bar{h}_f^o + \Delta\bar{h}) = (-241826 + 26000) = -215826 \text{ kJ/kmol}$$

$$O_2 \quad - \quad (\bar{h}_f^o + \Delta\bar{h}) = (0 + 22703) = 22703 \text{ kJ/kmol}$$

$$N_2 \quad - \quad (\bar{h}_f^o + \Delta\bar{h}) = (0 + 21463) = 21463 \text{ kJ/kmol}$$

$$H_P = -1922537 \text{ kJ}; \dot{Q} = \mathbf{-2272238 \text{ kW}}$$

$$d) \dot{I} = T_0 \dot{n} (S_P - S_R) - \dot{Q}; T_0 = 25^\circ\text{C}$$

$$S_R = (\bar{s})_{\text{C}_6\text{H}_{14}} + 19 \left(\bar{s}_{500}^{\circ} - \bar{R} \ln \frac{y_{\text{O}_2} P_2}{P_0} \right)_{\text{O}_2} + 71.44 \left(\bar{s}_{500}^{\circ} - \bar{R} \ln \frac{y_{\text{N}_2} P_2}{P_0} \right)_{\text{N}_2}$$

$$(\bar{s})_{\text{C}_6\text{H}_{14}} = 313.894 \text{ kJ/kmol K}, (\bar{s}_{500}^{\circ})_{\text{O}_2} = 220.693 \text{ kJ/kmol K}$$

$$(\bar{s}_{500}^{\circ})_{\text{N}_2} = 206.740 \text{ kJ/kmol K}, y_{\text{O}_2} = 0.21, y_{\text{N}_2} = 0.79$$

$$\dot{S}_R = 19141.9 \text{ kW/K}$$

Products:

	n_i	y_i	\bar{s}_i°	$-\bar{R} \ln \frac{y_i P_e}{P_0}$	\bar{S}_i (kJ/kmol-K)
CO ₂	6	0.0639	269.299	17.105	286.404
H ₂ O	7	0.0745	232.739	15.829	248.568
O ₂	9.5	0.1011	243.579	13.291	256.87
N ₂	71.44	0.7605	228.171	-3.487	224.684

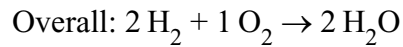
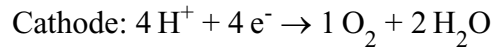
$$S_P = \sum n_i \bar{s}_i = 21950.1 \text{ kJ/K};$$

$$\dot{I} = T_0 \dot{n} (S_P - S_R) - \dot{Q} = \mathbf{3 \ 109 \ 628 \text{ kW}}$$

Fuel Cells

14.104

In Example 14.16, a basic hydrogen–oxygen fuel cell reaction was analyzed at 25°C, 100 kPa. Repeat this calculation, assuming that the fuel cell operates on air at 25°C, 100 kPa, instead of on pure oxygen at this state.



Example 14.16: $\Delta G_{25^\circ\text{C}} = -474\,283 \text{ kJ}$ (for pure O_2)

For $P_{\text{O}_2} = 0.21 \times 0.1 \text{ MPa}$:

$$\tilde{S}_{\text{O}_2} = 205.148 - 8.3145 \ln 0.21 = 218.124 \text{ kJ/kmol}$$

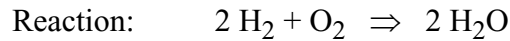
$$\Delta S = 2(69.950) - 2(130.678) - 1(218.124) = -339.58 \text{ kJ/kmol K}$$

$$\Delta G_{25^\circ\text{C}} = -571\,660 - 298.15(-339.58) = -470\,414 \text{ kJ/kmol}$$

$$E^\circ = \frac{470414}{96487 \times 4} = \mathbf{1.219 \text{ V}}$$

14.105

Assume that the basic hydrogen-oxygen fuel cell operates at 600 K instead of 298 K as in example 14.16. Find the change in the Gibbs function and the reversible EMF it can generate.



At a temperature of 600 K the water formed is in a vapor state. We can thus find the change in the enthalpy as

$$\begin{aligned} \Delta H_{600 \text{ K}}^0 &= 2(\bar{h}_f^0 + \Delta \bar{h})_{\text{H}_2\text{O g}} - 2(\bar{h}_f^0 + \Delta \bar{h})_{\text{H}_2} - (\bar{h}_f^0 + \Delta \bar{h})_{\text{O}_2} \\ &= 2(-241\,826 + 10\,499) - 2(0 + 8799) - 0 - 9245 \\ &= -489\,497 \text{ kJ/4 kmol e-} \end{aligned}$$

$$\begin{aligned} \Delta S_{600 \text{ K}}^0 &= 2 \bar{s}_{\text{fH}_2\text{O g}}^0 - 2 \bar{s}_{\text{fH}_2}^0 - \bar{s}_{\text{fO}_2}^0 \\ &= 2 \times 213.051 - 2 \times 151.078 - 226.45 \\ &= -102.504 \text{ kJ/4 kmol e- K} \end{aligned}$$


$$\begin{aligned} \Delta G_{600 \text{ K}}^0 &= \Delta H_{600 \text{ K}}^0 - T \Delta S_{600 \text{ K}}^0 = -489\,497 - 600(-102.504) \\ &= -427\,995 \text{ kJ/4 kmol e-} \end{aligned}$$

$$W^{\text{rev}} = -\Delta \bar{G}^0 = 427\,995 \text{ kJ/4 kmol e-}$$

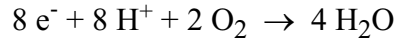
$$E^0 = \frac{-\Delta \bar{G}^0}{96485 \times 8} = \frac{427\,995}{96\,485 \times 4} = \mathbf{1.109 \text{ V}}$$

14.106

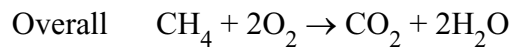
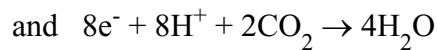
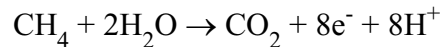
Consider a methane-oxygen fuel cell in which the reaction at the anode is



The electrons produced by the reaction flow through the external load, and the positive ions migrate through the electrolyte to the cathode, where the reaction is



Calculate the reversible work and the reversible EMF for the fuel cell operating at 25°C, 100 kPa.



a) 25 °C assume all liquid H₂O and all comp. at 100 kPa

$$\Delta H_{25\text{C}}^0 = -393\,522 + 2(-285\,830) - (-74\,873) - 0 = -890\,309 \text{ kJ}$$

$$\Delta S_{25\text{C}}^0 = 213.795 + 2(69.950) - 186.251 - 2(205.148) = -242.852 \text{ kJ/K}$$

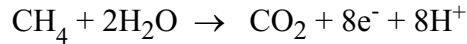
$$\Delta G_{25\text{C}}^0 = -890\,309 - 298.15(-242.852) = -817\,903 \text{ kJ}$$

$$W^{\text{rev}} = -\Delta \bar{G}^0 = +817903 \text{ kJ}$$

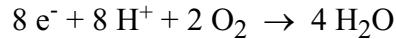
$$E^0 = \frac{-\Delta \bar{G}^0}{96485 \times 8} = \frac{+817903}{96485 \times 8} = \mathbf{1.06 \text{ V}}$$

14.107

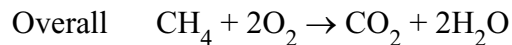
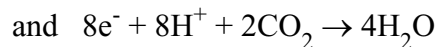
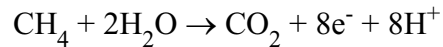
Consider a methane-oxygen fuel cell in which the reaction at the anode is



The electrons produced by the reaction flow through the external load, and the positive ions migrate through the electrolyte to the cathode, where the reaction is



Assume that the fuel cell operates at 1200 K instead of at room temperature.



1200 K assume all gas H_2O and all comp. at 100 kPa

$$\begin{aligned} \Delta H_{1200\text{ K}}^0 &= 1(-393522 + 44473) + 2(-241826 + 34506) - 2(0 + 29761) \\ &\quad - 1[-74873 + 16.043 \times 2.254(1200 - 298.2)] = -780\,948 \text{ kJ} \end{aligned}$$

$$\begin{aligned} \Delta S_{1200\text{ K}}^0 &= 1(279.390) + 2(240.485) \\ &\quad - 1(186.251 + 16.043 \times 2.254 \ln \frac{1200}{298.2}) - 2(250.011) \\ &= 23.7397 \text{ kJ/K} \end{aligned}$$

$$\begin{aligned} \Delta G_{1200\text{ K}}^0 &= \Delta H_{1200\text{ K}}^0 - T\Delta S_{1200\text{ K}}^0 = -780\,948 - 1200(23.7397) \\ &= -809\,436 \text{ kJ} \end{aligned}$$

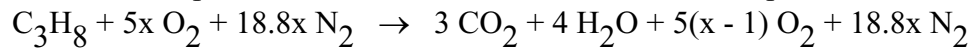
$$W^{\text{rev}} = +809\,436 \text{ kJ} \quad E^0 = \frac{+809\,436}{96\,485 \times 8} = 1.049 \text{ V}$$

Combustion Efficiency

14.108

Consider the steady combustion of propane at 25°C with air at 400 K. The products exit the combustion chamber at 1200 K. It may be assumed that the combustion efficiency is 90%, and that 95% of the carbon in the propane burns to form carbon dioxide; the remaining 5% forms carbon monoxide. Determine the ideal fuel–air ratio and the heat transfer from the combustion chamber.

Ideal combustion process, assumed adiabatic, excess air to keep 1200 K out.



$$H_R = -103900 + 5x(0 + 3027) + 18.8x(0 + 2971) = -103900 + 70990x$$

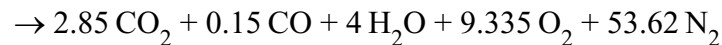
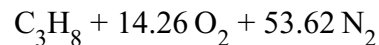
$$H_P = 3(-393522 + 44473) + 4(-241826 + 34506)$$

$$+ 5(x - 1)(0 + 29761) + 18.8x(0 + 28109) = -2025232 + 677254x$$

$$\text{1st law: } H_P - H_R = 0 \quad \text{Solving, } x = 3.169$$

$$FA_{\text{IDEAL}} = 1/(23.8 \times 3.169) = \mathbf{0.01326}$$

$$\text{b) } FA_{\text{ACTUAL}} = 0.01326/0.90 = 0.01473$$



$$H_R = -103900 + 14.26(0 + 3027) + 53.62(0 + 2971) = +98570 \text{ kJ}$$

$$H_P = 2.85(-393522 + 44473) + 0.15(-110527 + 28427) + 4(-241826 + 34506)$$

$$+ 9.335(0 + 29761) + 53.62(0 + 28109) = -51361 \text{ kJ}$$

$$Q_{\text{CV}} = H_P - H_R = \mathbf{-149931 \text{ kJ}}$$

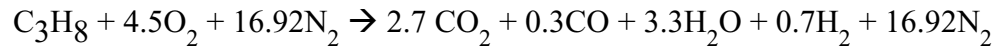
14.109

A gasoline engine is converted to run on propane. Assume the propane enters the engine at 25°C, at the rate 40 kg/h. Only 90% theoretical air enters at 25°C such that 90% of the C burns to form CO₂, and 10% of the C burns to form CO. The combustion products also include H₂O, H₂ and N₂, exit the exhaust at 1000 K. Heat loss from the engine (primarily to the cooling water) is 120 kW. What is the power output of the engine? What is the thermal efficiency?

Propane: $T_1 = 25^\circ\text{C}$, $\dot{m} = 40 \text{ kg/hr}$, $M = 44.094 \text{ kg/kmol}$

Air: $T_2 = 25^\circ\text{C}$, 90% theoretical Air produces 90% CO₂, 10% CO

Products: $T_3 = 1000 \text{ K}$, CO₂, CO, H₂O, H₂, N₂



$$\dot{n}_{\text{C}_3\text{H}_8} = \dot{m}/(M \times 3600) = 0.000252 \text{ kmol/s}$$

$$1^{\text{st}} \text{ Law: } \dot{Q} + H_R = H_P + \dot{W}; \quad \dot{Q} = -120 \text{ kW}$$

$$H_R = n_{\text{C}_3\text{H}_8} \bar{h}_f^{\circ} = -103\,900 \text{ kJ}$$

Products:

$$\text{CO}_2 \quad - \quad n_{\text{CO}_2}(\bar{h}_f^{\circ} + \Delta\bar{h}) = 2.7(-393522 + 33397) = -972337.5 \text{ kJ}$$

$$\text{CO} \quad - \quad n_{\text{CO}}(\bar{h}_f^{\circ} + \Delta\bar{h}) = 0.3(-110527 + 21686) = -26652 \text{ kJ}$$

$$\text{H}_2\text{O} \quad - \quad n_{\text{H}_2\text{O}}(\bar{h}_f^{\circ} + \Delta\bar{h}) = 3.3(-241826 + 26000) = -712226 \text{ kJ}$$

$$\text{H}_2 \quad - \quad n_{\text{H}_2}(\bar{h}_f^{\circ} + \Delta\bar{h}) = 0.7(0 + 20663) = 14464.1 \text{ kJ}$$

$$\text{N}_2 \quad - \quad n_{\text{N}_2}(\bar{h}_f^{\circ} + \Delta\bar{h}) = 16.92(0 + 21463) = 363154 \text{ kJ}$$

$$H_P = \sum n_i (\bar{h}_f^{\circ} + \Delta\bar{h})_i = -1\,333\,598 \text{ kJ}$$

$$\dot{W} = \dot{Q} + \dot{n}(H_R - H_P) = \mathbf{189.9 \text{ kW}}$$

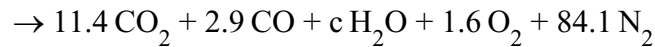
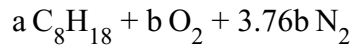
$$\text{C}_3\text{H}_8: \text{ Table 14.3} \quad H_{\text{RP}0} = -50343 \text{ kJ/kg}$$

$$\dot{H}\dot{H}\dot{V} = \dot{n}_{\text{C}_3\text{H}_8} M(-H_{\text{RP}0}) = 559.4 \text{ kW}$$

$$\eta_{\text{th}} = \dot{W}/\dot{H}\dot{H}\dot{V} = \mathbf{0.339}$$

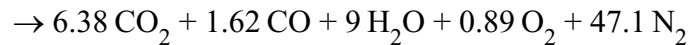
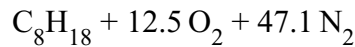
14.110

A small air-cooled gasoline engine is tested, and the output is found to be 1.0 kW. The temperature of the products is measured to 600 K. The products are analyzed on a dry volumetric basis, with the result: 11.4% CO₂, 2.9% CO, 1.6% O₂ and 84.1% N₂. The fuel may be considered to be liquid octane. The fuel and air enter the engine at 25°C, and the flow rate of fuel to the engine is 1.5×10^{-4} kg/s. Determine the rate of heat transfer from the engine and its thermal efficiency.



$$b = \frac{84.1}{3.76} = 22.37, \quad a = \frac{1}{8}(11.4 + 2.9) = 1.788$$

$$c = 9a = 16.088$$



$$H_R = \bar{h}_{f, \text{C}_8\text{H}_{18}}^0 = -250\,105 \text{ kJ/kmol}$$

$$H_P = 6.38(-393\,522 + 15\,788) + 1.62(-110\,527 + 10\,781) \\ + 9(-241\,826 + 12\,700) + 0.89(0 + 11\,187)$$

$$+ 47.1(0 + 10\,712) = -4\,119\,174 \text{ kJ/kmol}$$

$$H_P - H_R = -4\,119\,174 - (-250\,105) = -3\,869\,069 \text{ kJ/kmol}$$

$$\dot{H}_P - \dot{H}_R = (0.00015/114.23)(-3\,869\,069) = -5.081 \text{ kW}$$

$$\dot{Q}_{CV} = -5.081 + 1.0 = \mathbf{-4.081 \text{ kW}}$$

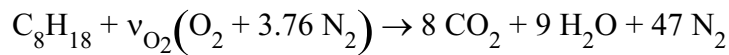
Fuel heating value from table 14.3

$$\dot{Q}_H = 0.00015 (47\,893) = 7.184 \text{ kW}$$

$$\eta_{TH} = \dot{W}_{NET} / \dot{Q}_H = 1.0 / 7.184 = \mathbf{0.139}$$

14.111

A gasoline engine uses liquid octane and air, both supplied at P_0, T_0 , in a stoichiometric ratio. The products (complete combustion) flow out of the exhaust valve at 1100 K. Assume that the heat loss carried away by the cooling water, at 100°C, is equal to the work output. Find the efficiency of the engine expressed as (work/lower heating value) and the second law efficiency.



$$2 \nu_{\text{O}_2} = 16 + 9 \Rightarrow \nu_{\text{O}_2} = 12.5$$

$$\text{LHV} = 44425 \frac{\text{kJ}}{\text{kg fuel}} \Rightarrow \text{LHV} = 5.07476 \times 10^6 \frac{\text{kJ}}{\text{kmol fuel}}$$

$$\Delta H_{\text{P} 1100} = 8 \times 38885 + 9 \times 30190 + 47 \times 24760 = 1746510$$

C.V. Total engine

$$H_{\text{in}} = H_{\text{ex}} + W + Q_{\text{loss}} = H_{\text{ex}} + 2 W$$

$$\begin{aligned} \Rightarrow 2 W &= H_{\text{in}} - H_{\text{ex}} = H_{\text{R}} - H_{\text{v}} = -H_{\text{RP}}^{\circ} + \Delta H_{\text{R}} - \Delta H_{\text{P} 1100} \\ &= 5.07476 \times 10^6 + 0 - 1746510 = 3328250 \end{aligned}$$

$$W = 1.664 \times 10^6 \frac{\text{kJ}}{\text{kmol fuel}}$$

$$\eta_{\text{th}} = \frac{W}{\text{LHV}} = \frac{1.664 \times 10^6}{5.07476 \times 10^6} = \mathbf{0.328}$$

Find entropies in and out:

$$\text{inlet: } \bar{S}_{\text{Fu}}^{\circ} = 360.575$$

$$\bar{S}_{\text{O}_2}^{\circ} = 205.148 - 8.3145 \ln \frac{1}{4.76} = 218.12$$

$$\bar{S}_{\text{N}_2}^{\circ} = 191.609 - 8.3145 \ln \frac{3.76}{4.76} = 193.57$$

$$\bar{S}_{\text{in}}^{\circ} = 360.575 + 12.5 \times 218.12 + 47 \times 193.57 = 12185$$

$$\text{exit: } \bar{S}_{\text{CO}_2}^{\circ} = 275.528 - 8.3145 \ln \frac{8}{64} = 292.82$$

$$\bar{S}_{\text{H}_2\text{O}}^{\circ} = 236.732 - 8.3145 \ln \frac{9}{64} = 253.04$$

$$\bar{S}_{\text{N}_2}^{\circ} = 231.314 - 8.3145 \ln \frac{47}{64} = 233.88$$

$$\bar{S}_{\text{ex}}^{\circ} = 8 \times 292.82 + 9 \times 253.04 + 47 \times 233.88 = 15612$$

Assume the same Q_{loss} out to 100°C reservoir in the reversible case and compute Q_0^{rev} :

$$\bar{S}_{\text{in}} + Q_0^{\text{rev}}/T_0 = \bar{S}_{\text{ex}} + Q_{\text{loss}}/T_{\text{res}}$$

$$\begin{aligned} Q_0^{\text{rev}} &= T_0(\bar{S}_{\text{ex}} - \bar{S}_{\text{in}}) + Q_{\text{loss}} T_0/T_{\text{res}} \\ &= 298.15(15612 - 12185) + 1.664 \times 10^6 \times 298.15/373.15 \\ &= 2.351 \times 10^6 \frac{\text{kJ}}{\text{kmol fuel}} \end{aligned}$$

$$H_{\text{in}} + Q_0^{\text{rev}} = H_{\text{ex}} + W^{\text{rev}} + Q_{\text{loss}}$$

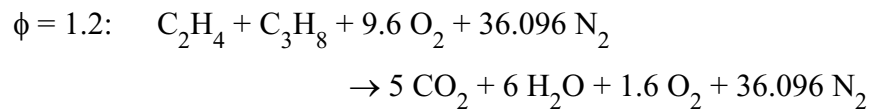
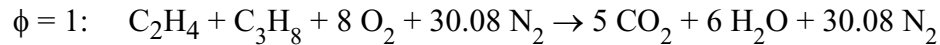
$$\Rightarrow W^{\text{rev}} = H_{\text{in}} - H_{\text{ex}} - Q_{\text{loss}} + Q_0^{\text{rev}} = W_{\text{ac}} + Q_0^{\text{rev}} = 4.015 \times 10^6 \frac{\text{kJ}}{\text{kmol fuel}}$$

$$\eta_{\text{II}} = W_{\text{ac}}/W^{\text{rev}} = 1.664 \times 10^6 / 4.015 \times 10^6 = \mathbf{0.414}$$

Review Problems

14.112

Ethene, C_2H_4 , and propane, C_3H_8 , in a 1:1 mole ratio as gases are burned with 120% theoretical air in a gas turbine. Fuel is added at $25^\circ C$, 1 MPa and the air comes from the atmosphere, $25^\circ C$, 100 kPa through a compressor to 1 MPa and mixed with the fuel. The turbine work is such that the exit temperature is 800 K with an exit pressure of 100 kPa. Find the mixture temperature before combustion, and also the work, assuming an adiabatic turbine.



45.696 kmol air per 2 kmol fuel

C.V. Compressor (air flow)

$$\text{Energy Eq.: } w_c = h_2 - h_1 \quad \text{Entropy Eq.: } s_2 = s_1 \quad \Rightarrow$$

$$P_{r2} = P_{r1} \times P_2/P_1 = 13.573 \quad \Rightarrow \quad T_{2 \text{ air}} = \mathbf{570.8 \text{ K}}$$

$$w_c = 576.44 - 298.34 = \mathbf{278.1 \text{ kJ/kg} = 8056.6 \text{ kJ/kmol air}}$$

C.V. Mixing Chamber (no change in composition)

$$\dot{n}_{\text{air}} \bar{h}_{\text{air in}} + \dot{n}_{\text{Fu1}} \bar{h}_{1 \text{ in}} + \dot{n}_{\text{Fu2}} \bar{h}_{2 \text{ in}} = (\text{SAME})_{\text{exit}}$$

$$(\bar{C}_{P \text{ F1}} + \bar{C}_{P \text{ F2}})(T_{\text{exit}} - T_0) = 45.696 \bar{C}_{P \text{ air}}(T_{2 \text{ air}} - T_{\text{exit}})$$

$$C_2H_4: \bar{C}_{P \text{ F1}} = 43.43, \quad C_3H_8: \bar{C}_{P \text{ F2}} = 74.06, \quad \bar{C}_{P \text{ air}} = 29.07$$

$$T_{\text{exit}} = \frac{(45.696 \bar{C}_{P \text{ air}} T_2 + (\bar{C}_{P \text{ F1}} + \bar{C}_{P \text{ F2}}) T_0)}{\bar{C}_{P \text{ F1}} + \bar{C}_{P \text{ F2}} + 45.696 \bar{C}_{P \text{ air}}} = \mathbf{548.7 \text{ K}}$$

$$\text{Dew Point Products: } y_{H_2O} = \frac{6}{5 + 6 + 1.6 + 36.096} = 0.1232$$

$$P_{H_2O} = y_{H_2O} P_{\text{tot}} = 123.2 \text{ kPa} \quad \Rightarrow \quad T_{\text{dew}} = \mathbf{105.5^\circ C}$$

C.V. Turb. + combustor + mixer + compressor (no Q)

$$w_{\text{net}} = H_{\text{in}} - H_{\text{out}} = H_R - H_{P \text{ 800}} \quad (800^\circ K \text{ out so no liquid } H_2O)$$

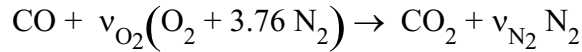
$$= \bar{h}_{fC_2H_4}^\circ + \bar{h}_{fC_3H_8}^\circ - 5 \bar{h}_{CO_2} - 6 \bar{h}_{H_2O} - 1.6 \bar{h}_{O_2} - 36.096 \bar{h}_{N_2}$$

$$= \mathbf{2 \ 576 \ 541 \frac{kJ}{2 \text{ kmol Fu}}}$$

$$w_T = w_{\text{net}} + w_{\text{comp}} = \mathbf{2 \ 944 \ 695 \frac{kJ}{2 \text{ kmol Fu}}}$$

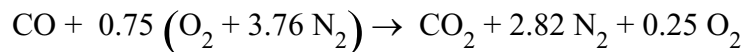
14.113

Carbon monoxide, CO, is burned with 150% theoretical air and both gases are supplied at 150 kPa and 600 K. Find the reference enthalpy of reaction and the adiabatic flame temperature.



$$\text{O balance: } 1 + 2v_{\text{O}_2} = 2 \Rightarrow v_{\text{O}_2} = 0.5 \Rightarrow v_{\text{O}_2 \text{ actual}} = 0.75$$

Now the actual reaction equation has excess oxygen as



From the definition of enthalpy of combustion, Eq. 14.14 or 14.15

$$\begin{aligned} H_{\text{RP}}^{\circ} &= H_{\text{P}}^{\circ} - H_{\text{R}}^{\circ} = \bar{h}_{\text{f CO}_2}^{\circ} + 0 - \bar{h}_{\text{f CO}}^{\circ} \\ &= -393\,522 - (-110\,527) = \mathbf{-282\,995 \text{ kJ/kmol CO}} \\ &= \mathbf{-10\,103 \text{ kJ/kg CO}} \quad (\text{as for Table 14.3}) \end{aligned}$$

$$\text{Actual energy Eq.: } H_{\text{R}} = H_{\text{P}} = H_{\text{P}}^{\circ} + \Delta H_{\text{P}} = H_{\text{R}}^{\circ} + \Delta H_{\text{R}}$$

$$\begin{aligned} \Delta H_{\text{P}} &= H_{\text{R}}^{\circ} + \Delta H_{\text{R}} - H_{\text{P}}^{\circ} = -H_{\text{RP}}^{\circ} + \Delta \bar{h}_{\text{CO}} + 0.75 \Delta \bar{h}_{\text{O}_2} + 2.82 \Delta \bar{h}_{\text{N}_2} \\ &= 282\,995 + 8942 + 0.75 \times 9245 + 2.82 \times 8894 \\ &= 323\,952 \text{ kJ/kmol} \end{aligned}$$

The left hand side is

$$\begin{aligned} \Delta H_{\text{P}} &= \Delta \bar{h}_{\text{CO}_2} + 0.25 \Delta \bar{h}_{\text{O}_2} + 2.82 \Delta \bar{h}_{\text{N}_2} \\ \Delta H_{\text{P } 2600} &= 128\,074 + 0.25 \times 82\,225 + 2.82 \times 77\,963 = 368\,486 \\ \Delta H_{\text{P } 2400} &= 115\,779 + 0.25 \times 74\,453 + 2.82 \times 70\,640 = 333\,597 \\ \Delta H_{\text{P } 2200} &= 103\,562 + 0.25 \times 66\,770 + 2.82 \times 63\,362 = 298\,935 \end{aligned}$$

Now we can do a linear interpolation for the adiabatic flame temperature

$$T = 2200 + 200 \frac{323\,952 - 298\,935}{333\,597 - 298\,935} = \mathbf{2344 \text{ K}}$$

14.114

Consider the gas mixture fed to the combustors in the integrated gasification combined cycle power plant, as described in Problem 14.12. If the adiabatic flame temperature should be limited to 1500 K, what percent theoretical air should be used in the combustors?

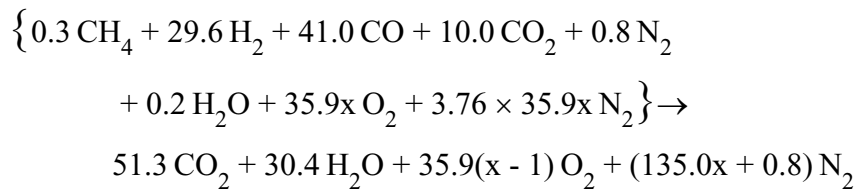
Product	CH ₄	H ₂	CO	CO ₂	N ₂	H ₂ O	H ₂ S	NH ₃
% vol.	0.3	29.6	41.0	10.0	0.8	17.0	1.1	0.2

Mixture may be saturated with water so the gases are (H₂S and NH₃ out)

CH ₄	H ₂	CO	CO ₂	N ₂	n
0.3	29.6	41.0	10.0	0.8	81.7

$$y_{V \text{ MAX}} = 7.384/3000 = n_V / (n_V + 81.7)$$

Solving, $n_V = 0.2$ kmol, rest condensed



For the fuel gas mixture,

$$\begin{aligned} n_{\text{P}0 \text{ MIX}} &= 0.3 \times 16.04 \times 2.2537 + 29.6 \times 2.016 \times 14.2091 \\ & \quad + 41.0 \times 28.01 \times 1.0413 + 10.0 \times 44.01 \times 0.8418 \\ & \quad + 0.8 \times 28.013 \times 1.0416 + 0.2 \times 18.015 \times 1.8723 = 2455.157 \end{aligned}$$

$$\begin{aligned} n\bar{h}_{\text{f MIX}}^0 &= 0.3(-74873) + 29.6(0) + 41.0(-110527) \\ & \quad + 10.0(-393522) + 0.8(0) + 0.2(-241826) = -8537654 \text{ kJ} \end{aligned}$$

At 40°C, for the fuel mixture:

$$H_{\text{MIX}} = -8537654 + 2455.157(40 - 25) = -8500827 \text{ kJ}$$

Assume air enters at 25°C: $\bar{h}_{\text{AIR}} = 0$

Products at 1500 K:

$$\begin{aligned} H_{\text{p}} &= 51.3(-393522 + 61705) + 30.4(-241826 + 48149) \\ & \quad + 35.9(x - 1)(0 + 40600) + (135x + 0.8)(0 + 38405) \\ & = -24336806 + 6642215x \end{aligned}$$

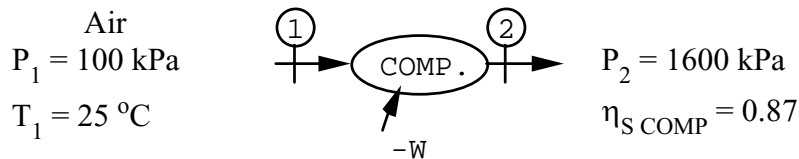
1st law: $H_{\text{p}} = H_{\text{R}} = H_{\text{MIX}}$

$$x = \frac{+24336809 - 8500827}{6642215} = 2.384 \quad \text{or} \quad \mathbf{238 \% \text{ theo. air}}$$

14.115

A study is to be made using liquid ammonia as the fuel in a gas-turbine engine. Consider the compression and combustion processes of this engine.

- Air enters the compressor at 100 kPa, 25°C, and is compressed to 1600 kPa, where the isentropic compressor efficiency is 87%. Determine the exit temperature and the work input per kilomole.
- Two kilomoles of liquid ammonia at 25°C and x times theoretical air from the compressor enter the combustion chamber. What is x if the adiabatic flame temperature is to be fixed at 1600 K?



a) ideal compressor process (adiabatic reversible):

$$s_{2S} = s_1 \Rightarrow T_{2S} = T_1 \left(\frac{P_2}{P_1} \right)^{\frac{k-1}{k}} = 298.2 \left(\frac{1600}{100} \right)^{0.286} = 659 \text{ K}$$

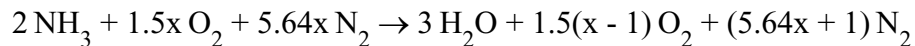
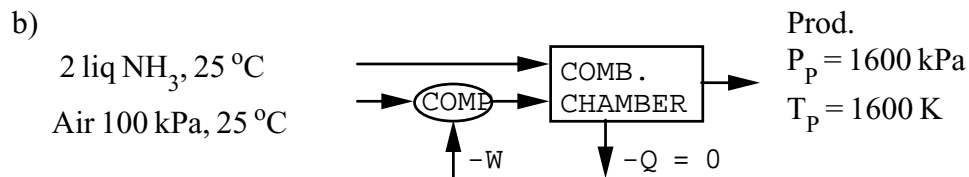
$$-w_S = C_{p0}(T_{2S} - T_1) = 1.004(659 - 298.2) = 362.2$$

Real process:

$$-w = -w_S / \eta_S = 362.2 / 0.87 = 416.3 \text{ kJ/kg}$$

$$T_2 = T_1 - w / C_{p0} = 298.2 + 416.3 / 1.004 = \mathbf{713 \text{ K}}$$

$$\text{Also } -w = 416.3 \times 28.97 = \mathbf{12060 \text{ kJ/kmol}}$$



Using Tables 14.3, A.10 and A.2,

$$\bar{h}_{\text{NH}_3} = -45\,720 + 17.031(298.36 - 1530.04) = -66\,697 \text{ kJ/kmol}$$

$$H_R = 2(-66\,697) + 0 = -133\,394 \text{ kJ}$$

$$-W = 12\,060 \times 7.14x = 86\,108 x \text{ kJ}$$

$$\begin{aligned}H_p &= 3(-241\,826 + 52\,907) + 1.5(x - 1)(0 + 44267) + (5.64x + 1)(0 + 41904) \\ &= 302\,739x - 591\,254\end{aligned}$$

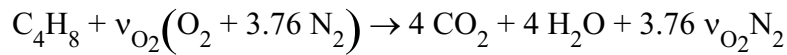
Energy Eq.: $H_R = H_P + W$

$$\begin{aligned}-133\,394 &= 302\,739x - 591\,254 - 86\,108x \\ \Rightarrow x &= \mathbf{2.11}\end{aligned}$$

14.116

A rigid container is charged with butene, C_4H_8 , and air in a stoichiometric ratio at P_0, T_0 . The charge burns in a short time with no heat transfer to state 2. The products then cool with time to 1200 K, state 3. Find the final pressure, P_3 , the total heat transfer, ${}_1Q_3$, and the temperature immediately after combustion, T_2 .

The reaction equation is, having used C and H atom balances:



Counting now the oxygen atoms we get $v_{O_2} = 6$.

C.V. analysis gives:

$$\begin{aligned} U_2 - U_1 &= Q - W = Q = H_2 - H_1 - P_2 V_2 + P_1 V_1 \\ &= H_2 - H_1 - \bar{R}(n_2 T_2 - n_1 T_1) \end{aligned}$$

$$\begin{aligned} H_2 - H_1 &= H_{P, 1200} - H_R^\circ = H_P^\circ - H_R^\circ + \Delta H_P = \hat{M} H_{RP}^\circ + \Delta H_P \\ &= -2542590 + 950055 = \mathbf{-1592535} \end{aligned}$$

Where $\hat{M} = 56.108$ and $n_1 = 1 + 6 \times 4.76 = 29.56$,

$$n_2 = 4 + 4 + 6 \times 3.76 = 30.56,$$

Table A.9 at 1200 K: $\Delta h_{CO_2} = 44473$, $\Delta h_{H_2O} = 34506$, $\Delta h_{N_2} = 28109$.

Now solving for the heat transfer:

$$Q = -1592535 - 8.3145(30.56 \times 1200 - 29.56 \times 298.15) = -1824164 \frac{\text{kJ}}{\text{kmol fuel}}$$

To get the pressure, assume ideal gases:

$$P_2 = \frac{n_2 \bar{R} T_2}{V_2} = P_1 \frac{n_2 T_2}{n_1 T_1} = 421.6 \text{ kPa}$$

Before heat transfer takes place we have constant U so:

$$U_{1a} - U_1 = 0 = H_{1a} - H_1 - n_2 \bar{R} T_{1a} + n_1 \bar{R} T_1$$

Now split the enthalpy $H_{1a} = H_P^\circ + \Delta H_P(T_{1a})$ and arrange things with the unknowns on LHS and knowns on RHS:

$$\Delta H_P - n_2 \bar{R} T = H_R - H_P^\circ - n_1 \bar{R} T_1 = 2542590 - 73278 = 2469312$$

Trial and error leads to:

$$\text{LHS (3000 K)} = 3209254 - 30.56 \times 8.31451 \times 3000 = 2446980$$

$$\text{LHS (3200 K)} = 3471331 - 30.56 \times 8.31451 \times 3200 = 2658238$$

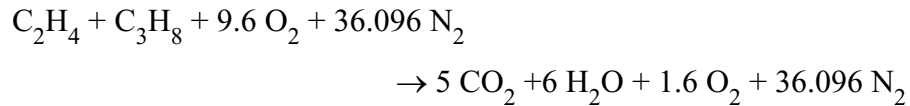
linear interpolation $T = \mathbf{3021 \text{ K}}$

14.117

The turbine in Problem 14.112 is adiabatic. Is it reversible, irreversible, or impossible?

Inlet to the turbine is the exit from the mixing of air and fuel at 1 MPa. From solution to 14.112, we have:

$$\bar{C}_{P, C_2H_2} = 43.43, \quad \bar{C}_{P, C_3H_8} = 74.06, \quad T_{\text{turbine, in}} = 548.7 \text{ K}$$



$$S_{\text{ex}} - S_{\text{in}} = \int \frac{dQ}{T} + S_{\text{gen}} = S_{\text{gen}} \geq \phi$$

Inlet: 1 MPa, 548.7 K

$$\bar{S}_{\text{Fu}} = \bar{S}_i^\circ + \bar{C}_{P, \text{Fu}} \ln(T/T_0)$$

	n_i	y_i	\bar{s}_i°	$-\bar{R} \ln \frac{y_i P}{P_0}$	\bar{S}_i
C_2H_4	1	0.02097	245.82	12.989	258.809
C_3H_8	1	0.02097	315.09	12.989	328.079
O_2	9.6	0.2013	223.497	-5.816	217.681
N_2	36.096	0.7568	209.388	-16.828	192.56

$$S_{\text{in}} = 258.809 + 328.079 + 9.6 \times 217.681 + 36.096 \times 192.56 = 9627.3$$

	n_i	y_i	\bar{s}_i°	$-\bar{R} \ln \frac{y_i P}{P_0}$	\bar{S}_i
CO_2	5	0.1027	257.496	18.925	276.421
H_2O	6	0.1232	223.826	17.409	241.235
O_2	1.6	0.0329	235.92	28.399	264.319
N_2	36.096	0.7413	221.016	2.489	223.505

$$S_{\text{ex}} = 5 \times 276.421 + 6 \times 241.235 + 1.6 \times 264.319 + 36.096 \times 223.505 = 11320 \frac{\text{kJ}}{2 \text{ kmol Fu K}}$$

$$S_{\text{gen}} = S_{\text{ex}} - S_{\text{in}} = 1693 \frac{\text{kJ}}{2 \text{ kmol Fu K}} > 0$$

Possible, but one should check the state after combustion to account for generation by combustion alone and then the turbine expansion separately.

14.118

Consider the combustion process described in Problem 14.102.

- Calculate the absolute entropy of the fuel mixture before it is throttled into the combustion chamber.
- Calculate the irreversibility for the overall process.

From solution to 14.102, fuel mixture $0.8 \text{ C}_2\text{H}_6 + 0.2 \text{ CH}_4$ at 65°C , 10 MPa
 $\bar{C}_{P0 \text{ FUEL}} = 49.718 \text{ kJ/kmol K}$. Using Kay's rule: $T_{r1} = 1.198$, $P_{r1} = 2.073$

and $x = 410.4\%$ theoretical air

or $13.13 \text{ O}_2 + 49.36 \text{ N}_2$ in at 600 K, 100 kPa

and $1.8 \text{ CO}_2 + 2.8 \text{ H}_2\text{O} + 9.93 \text{ O}_2 + 49.36 \text{ N}_2$ out at 100 kPa, 1200 K

$$\begin{aligned} a) \bar{s}_{0 \text{ FUEL}}^* &= 0.2(186.251) + 0.8(229.597) \\ &\quad - 8.3145(0.2 \ln 0.2 + 0.8 \ln 0.8) = 225.088 \end{aligned}$$

$$\Delta s_{\text{TP}}^* = 49.718 \ln \frac{338.2}{298.2} - 8.3145 \ln \frac{10}{0.1} = -32.031$$

$$\text{From Fig. D.3: } (\bar{s}^* - \bar{s})_{\text{FUEL}} = 1.37 \times 8.3145 = 11.391$$

$$\bar{s}_{\text{FUEL}} = 225.088 - 32.031 - 11.391 = \mathbf{181.66 \text{ kJ/kmol K}}$$

b) Air at 600 K, 100 kPa

	n_i	y_i	\bar{s}_i°	$-\bar{R} \ln(y_i P/P_0)$	S_i
O_2	13.13	0.21	226.45	+12.976	239.426
N_2	49.36	0.79	212.177	+1.96	214.137

$$S_{\text{AIR}} = \sum n_i \bar{S}_i = 13713.47 \text{ kJ/K}$$

$$S_{\text{R}} = 181.66 + 13713.47 = 13895.1 \text{ kJ/K}$$

Products at 1200 K, 100 kPa

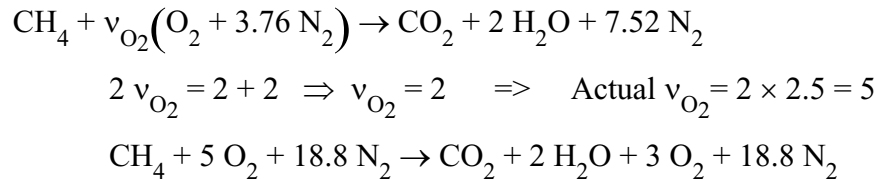
PROD	n_i	y_i	\bar{s}_i°	$-\bar{R} \ln(y_i P/P_0)$	S_i
CO_2	1.8	0.0282	279.390	+29.669	309.059
H_2O	2.8	0.0438	240.485	+26.008	266.493
O_2	9.93	0.1554	250.011	+15.479	265.490
N_2	49.36	0.7726	234.227	+2.145	236.372

$$S_{\text{P}} = \sum n_i \bar{S}_i = 15606.1 \text{ kJ/K}$$

$$I = T_0(S_{\text{P}} - S_{\text{R}}) - Q_{\text{CV}} = 298.15(15606.1 - 13895.1) + 0 = \mathbf{510\,132 \text{ kJ}}$$

14.119

Natural gas (approximate it as methane) at a ratio of 0.3 kg/s is burned with 250% theoretical air in a combustor at 1 MPa where the reactants are supplied at T_0 . Steam at 1 MPa, 450°C at a rate of 2.5 kg/s is added to the products before they enter an adiabatic turbine with an exhaust pressure of 150 kPa. Determine the turbine inlet temperature and the turbine work assuming the turbine is reversible.



C.V. combustor and mixing chamber

$$H_R + n_{\text{H}_2\text{O}} \bar{h}_{\text{H}_2\text{O in}} = H_{P \text{ ex}}$$

$$n_{\text{H}_2\text{O}} = \frac{\dot{n}_{\text{H}_2\text{O}}}{\dot{n}_{\text{Fu}}} = \frac{\dot{m}_{\text{H}_2\text{O}} M_{\text{Fu}}}{\dot{m}_{\text{Fu}} M_{\text{H}_2\text{O}}} = \frac{2.5 \times 16.043}{0.3 \times 18.015} = 7.421 \frac{\text{kmol steam}}{\text{kmol fuel}}$$

Energy equation becomes

$$n_{\text{H}_2\text{O}}(\bar{h}_{\text{ex}} - \bar{h}_{\text{in}})_{\text{H}_2\text{O}} + (\Delta \bar{h}_{\text{CO}_2} + 2\Delta \bar{h}_{\text{H}_2\text{O}} + 3\Delta \bar{h}_{\text{O}_2} + 18.8\Delta \bar{h}_{\text{N}_2})_{\text{ex}}$$

$$= -H_{\text{RP}}^{\circ} = 50\,010 \times 16.043 = 802\,310$$

$$(\bar{h}_{\text{ex}} - \bar{h}_{\text{in}})_{\text{H}_2\text{O}} = \Delta \bar{h}_{\text{H}_2\text{O ex}} - 15072.5, \text{ so then:}$$

$$(\Delta \bar{h}_{\text{CO}_2} + 9.421\Delta \bar{h}_{\text{H}_2\text{O}} + 3\Delta \bar{h}_{\text{O}_2} + 18.8\Delta \bar{h}_{\text{N}_2})_{\text{ex}} = 914\,163 \frac{\text{kJ}}{\text{kmol fuel}}$$

Trial and error on T_{ex}

$$T_{\text{ex}} = 1000 \text{ K} \Rightarrow \text{LHS} = 749\,956 ; \quad T_{\text{ex}} = 1100 \text{ K} \Rightarrow \text{LHS} = 867429$$

$$T_{\text{ex}} = 1200 \text{ K} \Rightarrow \text{LHS} = 987\,286 \Rightarrow T_{\text{ex}} \cong \mathbf{1139 \text{ K} = T_{\text{in turbine}}}$$

If air then $T_{\text{ex turbine}} \approx 700 \text{ K}$ and $T_{\text{avg}} \approx 920 \text{ K}$. Find $\bar{C}_{P \text{ mix}}$ between 900 and 1000 K. From Table A.9:

$$\bar{C}_{P \text{ mix}} = \frac{\sum n_i \bar{C}_{P_i}}{\sum n_i} = \frac{53.67 + 9.421(40.63) + 3(34.62) + 18.8(32.4)}{32.221}$$

$$= 35.673 \text{ kJ/kmol K}$$

$$\bar{C}_{V \text{ mix}} = \bar{C}_{P \text{ mix}} - \bar{R} = 27.3587 \text{ kJ/kmol}, \quad k_{\text{mix}} = 1.304$$

$$T_{\text{ex turbine}} = 1139 (150 / 1000)^{0.2331} = 732 \text{ K}$$

$$\begin{aligned}\Delta H_{732} &= 19370.6 + 9.421(15410) + 3(13567) + 18.8(12932) \\ &= 448\,371 \text{ kJ/kmol}\end{aligned}$$

$$w_T = H_{in} - H_{ex} = \Delta H_{in} - \Delta H_{ex} = 914\,163 - 448\,371 = 465\,792 \frac{\text{kJ}}{\text{kmol fuel}}$$

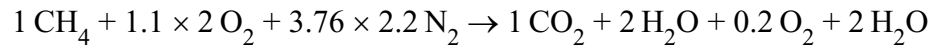
$$\dot{W}_T = \dot{n}_{Fu} w_T = \dot{m}_{Fu} w_T / \hat{M}_{Fu} = (0.3 \times 465\,792) / 16.043 = \mathbf{8710 \text{ kW}}$$

14.120

Consider one cylinder of a spark-ignition, internal-combustion engine. Before the compression stroke, the cylinder is filled with a mixture of air and methane.

Assume that 110% theoretical air has been used, that the state before compression is 100 kPa, 25°C. The compression ratio of the engine is 9 to 1.

- Determine the pressure and temperature after compression, assuming a reversible adiabatic process.
- Assume that complete combustion takes place while the piston is at top dead center (at minimum volume) in an adiabatic process. Determine the temperature and pressure after combustion, and the increase in entropy during the combustion process.
- What is the irreversibility for this process?



$$P_1 = 100 \text{ kPa}, T_1 = 298.2 \text{ K}, V_2/V_1 = 1/9, \text{ Rev. Ad. } s_2 = s_1$$

$$\text{Assume } T_2 \sim 650 \text{ K} \rightarrow T_{\text{AVE}} \sim 475 \text{ K}$$

$$\text{Table A.6: } \bar{C}_{P0 \text{ CH}_4} = 44.887, \bar{C}_{P0 \text{ O}_2} = 30.890, \bar{C}_{P0 \text{ N}_2} = 29.415$$

$$\bar{C}_{P0 \text{ MIX}} = (1 \times 44.887 + 2.2 \times 30.890 + 8.27 \times 29.415)/11.47 = 31.047$$

$$\bar{C}_{V0 \text{ MIX}} = \bar{C}_{P0} - \bar{R} = 22.732, \quad k = \bar{C}_{P0}/\bar{C}_{V0} = 1.366$$

$$\text{a) } T_2 = T_1 (V_1/V_2)^{k-1} = 298.2 (9)^{0.366} = 666.4 \text{ K (avg OK)}$$

$$P_2 = P_1 (V_1/V_2)^k = 100 (9)^{1.366} = \mathbf{2011 \text{ kPa}}$$

$$\text{b) comb. 2-3 const. vol., } Q = 0$$

$$2Q_3 = 0 = (H_3 - H_2) - \bar{R}(n_3 T_3 - n_2 T_2)$$

$$H_2 = 1 \bar{h}_{f \text{ CH}_4}^0 + n_2 \bar{C}_{P0 \text{ MIX}} (T_2 - T_1)$$

$$H_2 = -74873 + 11.47 \times 31.047(666.4 - 298.2) = +56246 \text{ kJ}$$

$$H_3 = 1(-393522 + \Delta \bar{h}_{\text{CO}_2}^*) + 2(-241826 + \Delta \bar{h}_{\text{H}_2\text{O}}^*) + 0.2 \Delta \bar{h}_{\text{O}_2}^* + 8.27 \Delta \bar{h}_{\text{N}_2}^*$$

Substituting,

$$1 \Delta \bar{h}_{\text{CO}_2}^* + 2 \Delta \bar{h}_{\text{H}_2\text{O}}^* + 0.2 \Delta \bar{h}_{\text{O}_2}^* + 8.27 \Delta \bar{h}_{\text{N}_2}^* - 95.366 T_3 - 869868 = 0$$

$$\text{Trial \& error: } T_3 = \mathbf{2907 \text{ K}}$$

$$1 \times 147072 + 2 \times 121377 + 0.2 \times 94315 + 8.27 \times 89274$$

$$- 95.366 \times 2907 - 869868 \approx 0 \quad \mathbf{OK}$$

$$P_3 = P_2 \frac{n_3 T_3}{n_2 T_2} = P_2 \frac{T_3}{T_2} = 2011 \times \frac{2907}{666.4} = \mathbf{8772 \text{ kPa}}$$

c) state 1

REAC	n_i	y_i	\bar{s}_i°	$-\bar{R} \ln(y_i P/P_0)$	S_i
CH ₄	1	0.0872	186.251	+20.283	206.534
O ₂	2.2	0.1918	205.148	+13.730	218.878
N ₂	8.27	0.7210	191.609	+2.720	194.329
	11.47				

$$S_2 = S_1 = \sum n_i \bar{S}_i = 2295.17 \text{ kJ/K}$$

state 3

PROD	n_i	y_i	\bar{s}_i°	$-\bar{R} \ln(y_i P/P_0)$	S_i
CO ₂	1	0.0872	332.213	-16.916	315.297
H ₂ O	2	0.1744	284.753	-22.680	262.073
O ₂	0.2	0.0174	283.213	-3.516	279.697
N ₂	8.27	0.7210	265.726	-34.480	231.246
	11.47				

$$S_3 = \sum n_i \bar{S}_i = 2807.79 \text{ kJ/K}$$

$$I = T_0(S_3 - S_2) = 298.2(2807.79 - 2295.17) = \mathbf{152860 \text{ kJ}}$$

14.121

Liquid acetylene, C_2H_2 , is stored in a high-pressure storage tank at ambient temperature, $25^\circ C$. The liquid is fed to an insulated combustor/steam boiler at the steady rate of 1 kg/s , along with 140% theoretical oxygen, O_2 , which enters at 500 K , as shown in Fig. P14.72. The combustion products exit the unit at 500 kPa , 350 K . Liquid water enters the boiler at $10^\circ C$, at the rate of 15 kg/s , and superheated steam exits at 200 kPa .

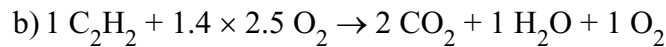
- Calculate the absolute entropy, per kmol, of liquid acetylene at the storage tank state.
- Determine the phase(s) of the combustion products exiting the combustor boiler unit, and the amount of each, if more than one.
- Determine the temperature of the steam at the boiler exit.

$$\text{a) } C_2H_2: \bar{S}_{IG, 25^\circ C}^\circ = 200.958$$

$$T_{R1} = 298.2/308.3 = 0.967 \Rightarrow \text{From Fig. D.1: } P_{R1} = 0.82$$

$$P_1 = 0.82 \times 6.14 = 5.03 \text{ MPa, } (\bar{S}^* - \bar{S})_1 = 3.33\bar{R} = 27.687$$

$$\bar{S}_{liq, T_1, P_1} = \bar{S}_{T_0, P_0}^\circ + \Delta T - \bar{R} \ln(P_1/P^\circ) + (\bar{S} - \bar{S}^*)_{P_1, T_1} = \mathbf{140.695 \frac{kJ}{kmol K}}$$



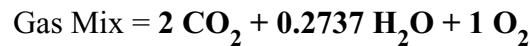
$$H_1 = 226731 + (-3.56 \times \bar{R} \times 308.3) = 217605 \text{ kJ}$$

$$H_2 = 3.5(0 + 6086) = 21301 \text{ kJ}$$

$$\text{Products } T_3 = 350 \text{ K} = 76.8^\circ C \Rightarrow P_G = 41.8 \text{ kPa}$$

$$y_{V, \max} = \frac{P_G}{P} = \frac{41.8}{500} = 0.0836 = \frac{n_{V, \max}}{n_{V, \max} + 2 + 1} \Rightarrow n_{V, \max} = 0.2737 = n_{V, \text{gas mix}}$$

$$\Rightarrow n_{liq} = 1 - 0.2737 = \mathbf{0.7263}$$



$$\text{c) } H_{liq3} = 0.7263(-285830 + 18.015(321.5 - 104.9)) = -204764 \text{ kJ}$$

$$H_{gas \text{ mix}3} = 2(-393522 + 2036) + 0.2737(-241826 + 1756) + 1541$$

$$= -847138 \text{ kJ}$$

$$H_3 = H_{liq3} + H_{gas \text{ mix}3} = -204764 - 847138 = -1051902 \text{ kJ}$$

$$H_3 - H_1 - H_2 = -1290808 \text{ kJ}$$

$$\text{or } \dot{H}_3 - \dot{H}_1 - \dot{H}_2 = -1290808/26.038 = -49574 \text{ kW} = \dot{m}_{H_2O}(h_4 - h_5)$$

$$h_5 = 42.01 + \frac{49574}{15} = 3346.9 \Rightarrow T_5 = \mathbf{433.4^\circ C}$$

**SOLUTION MANUAL
ENGLISH UNIT PROBLEMS
CHAPTER 14**

SONNTAG • BORGNAKKE • VAN WYLEN



FUNDAMENTALS
of
Thermodynamics
Sixth Edition

CHAPTER 14**CONTENT CHAPTER 14**

SUBSECTION	PROB NO.
Correspondence table	
Concept-Study Guide Problems	122-123
Fuels and the Combustion Process	124-125
Energy Equation, Enthalpy of Formation	126-133
Enthalpy of Combustion and heating Value	134-135
Adiabatic Flame Temperature	136-142
Second Law for the Combustion Process	143-145
Problems Involving Generalized Charts or Real Mixtures	146-147
Fuel cells	148
Combustion Efficiency	149-150
Review Problem	151

New	5th	SI	New	5th	SI	New	5th	SI
122	new	11	132	86	52	142	91	83
123	new	13	133	92	53	143	new	87
124	75	34	134	new	64	144	94	93
125	76	39	135	93	66	145	95	94
126	78	41	136	new	71	146	80	97
127	79	42	137	new	73	147	83	98
128	82	45	138	87	78	148	98	104
129	84	49	139	88	77	149	96	110
130	85	50	140	89	81	150	97	111
131	77	51	141	90	82	151	81	112

Concept Problems**14.122E**

What is the enthalpy of formation for oxygen as O_2 ? If O ? For CO_2 ?

From Table F.6

$$\bar{h}_{fO_2}^{\circ} = 0$$

$$\bar{h}_{fO}^{\circ} = 107\,124 \text{ Btu/lbmol}$$

$$\bar{h}_{fCO_2}^{\circ} = -169\,184 \text{ Btu/lbmol} \quad (\text{or Table F.11})$$

14.123E

What is the higher heating value, HHV, of n-Butane?

Either convert units from Table 14.3 or compute from the enthalpy of formation.
From Table F.11

$$\bar{h}_{fC_4H_{10}}^{\circ} = -54\,256 \text{ Btu/lbmol}, \quad M = 58.124$$

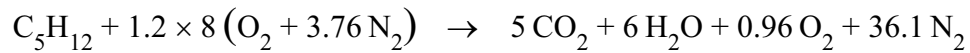
$$\bar{h}_{fH_2O \text{ liq}}^{\circ} = -122\,885 \text{ Btu/lbmol} \quad (\text{we need liquid for higher heating value})$$

$$\bar{h}_{fCO_2}^{\circ} = -169\,184 \text{ Btu/lbmol}$$

$$\begin{aligned} \text{HHV} &= -H_{\text{RP}}^{\circ} = \bar{h}_{fC_4H_{10}}^{\circ} - 4\bar{h}_{fCO_2}^{\circ} - 5\bar{h}_{fH_2O \text{ liq}}^{\circ} \\ &= -54\,256 - 4(-169\,184) - 5(-122\,885) \\ &= 1\,236\,905 \text{ Btu/lbmol} = 21\,280 \text{ Btu/lbm} \\ &= 49\,500 \text{ kJ/kg} = 21\,280 \text{ Btu/lbm} \quad (\text{from Table 14.3}) \end{aligned}$$

Fuels and the Combustion Process**14.124E**

Pentane is burned with 120% theoretical air in a constant pressure process at 14.7 lbf/in². The products are cooled to ambient temperature, 70 F. How much mass of water is condensed per pound-mass of fuel? Repeat the answer, assuming that the air used in the combustion has a relative humidity of 90%.



Products cooled to 70 F, 14.7 lbf/in²

a) for H₂O at 70 F: P_G = 0.3632 lbf/in²

$$y_{\text{H}_2\text{O MAX}} = \frac{P_G}{P} = \frac{0.3632}{14.7} = \frac{n_{\text{H}_2\text{O MAX}}}{n_{\text{H}_2\text{O MAX}} + 42.06}$$

$$\text{Solving, } n_{\text{H}_2\text{O MAX}} = 1.066 < n_{\text{H}_2\text{O}}$$

$$\text{Therefore, } n_{\text{H}_2\text{O VAP}} = 1.066, n_{\text{H}_2\text{O LIQ}} = 6 - 1.066 = 4.934$$

$$m_{\text{H}_2\text{O LIQ}} = \frac{4.934 \times 18.015}{72.151} = \mathbf{1.232 \text{ lbm/lbm fuel}}$$

b) P_{v1} = 0.9 × 0.3632 = 0.3269 lbf/in²

$$w_1 = 0.622 \times \frac{0.3269}{14.373} = 0.014147$$

$$n_{\text{H}_2\text{O IN}} = 0.014147 \times \frac{28.97}{18.015} \times (9.6 + 36.1) = 1.040 \text{ lbmol}$$

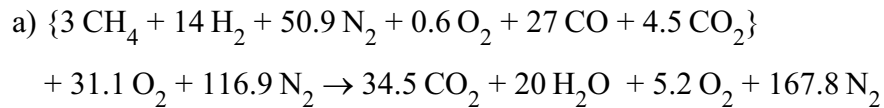
$$n_{\text{H}_2\text{O OUT}} = 1.04 + 6 = 7.04$$

$$n_{\text{H}_2\text{O LIQ}} = 7.04 - 1.066 = 5.974 \text{ lb mol}$$

$$m_{\text{H}_2\text{O LIQ}} = \frac{5.974 \times 18.015}{72.151} = \mathbf{1.492 \text{ lbm/lbm fuel}}$$

14.125E

The output gas mixture of a certain air-blown coal gasifier has the composition of producer gas as listed in Table 14.2. Consider the combustion of this gas with 120% theoretical air at 14.7 lbf/in.^2 pressure. Find the dew point of the products and the mass of water condensed per pound-mass of fuel if the products are cooled 20 F below the dew point temperature?



Products:

$$\begin{aligned} y_{\text{H}_2\text{O}} = y_{\text{H}_2\text{O MAX}} = \frac{P_G}{14.7} = \frac{20}{34.5 + 20 + 5.2 + 167.8} \\ \Rightarrow P_G = 1.2923 \text{ lbf/in}^2 \rightarrow T_{\text{DEW PT}} = \mathbf{110.4 \text{ F}} \end{aligned}$$

b) At $T = 90.4 \text{ F}$, $P_G = 0.7089 \text{ lbf/in}^2$

$$y_{\text{H}_2\text{O}} = \frac{0.7089}{14.7} = \frac{n_{\text{H}_2\text{O}}}{n_{\text{H}_2\text{O}} + 34.5 + 5.2 + 167.8} \Rightarrow n_{\text{H}_2\text{O}} = 10.51$$

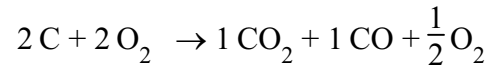
$$\Rightarrow n_{\text{H}_2\text{O LIQ}} = 20 - 10.51 = 9.49 \text{ lb mol}$$

$$\begin{aligned} m_{\text{H}_2\text{O LIQ}} &= \frac{9.49(18)}{3(16)+14(2)+50.9(28)+0.6(32)+27(28)+4.5(44)} \\ &= \mathbf{0.069 \text{ lbm/lbm fuel}} \end{aligned}$$

Energy and Enthalpy of Formation

14.126E

A rigid vessel initially contains 2 pound mole of carbon and 2 pound mole of oxygen at 77 F, 30 lbf/in.². Combustion occurs, and the resulting products consist of 1 pound mole of carbon dioxide, 1 pound mole of carbon monoxide, and excess oxygen at a temperature of 1800 R. Determine the final pressure in the vessel and the heat transfer from the vessel during the process.



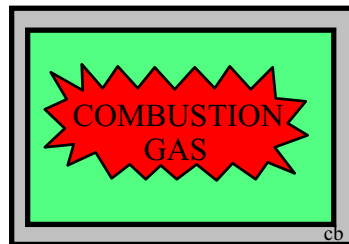
$$V = \text{constant, C: solid, } n_{1(\text{GAS})} = 2, \quad n_{2(\text{GAS})} = 2.5$$

$$P_2 = P_1 \times \frac{n_2 T_2}{n_1 T_1} = 30 \times \frac{2.5 \times 1800}{2 \times 536.7} = \mathbf{125.8 \frac{\text{lbf}}{\text{in}^2}}$$

$$H_1 = 0$$

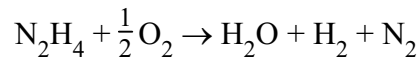
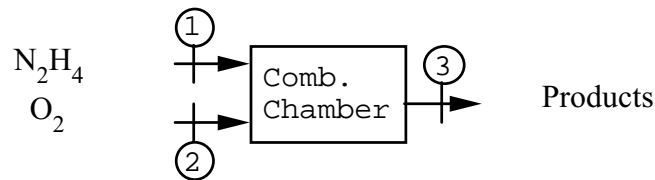
$$H_2 = 1(-169184 + 14358) + 1(-47518 + 9323) + \frac{1}{2}(0 + 9761) = \mathbf{-188\ 141\ \text{Btu}}$$

$$\begin{aligned} {}_1Q_2 &= (U_2 - U_1) = (H_2 - H_1) - n_2 \bar{R} T_2 + n_1 \bar{R} T_1 \\ &= (-188\ 141 - 0) - 1.98589(2.5 \times 1800 - 2 \times 536.67) = \mathbf{-194\ 945\ \text{Btu}} \end{aligned}$$



14.127E

In a test of rocket propellant performance, liquid hydrazine (N_2H_4) at 14.7 lbf/in.^2 , 77 F , and oxygen gas at 14.7 lbf/in.^2 , 77 F , are fed to a combustion chamber in the ratio of $0.5 \text{ lbm O}_2/\text{lbm N}_2\text{H}_4$. The heat transfer from the chamber to the surroundings is estimated to be $45 \text{ Btu/lbm N}_2\text{H}_4$. Determine the temperature of the products exiting the chamber. Assume that only H_2O , H_2 , and N_2 are present. The enthalpy of formation of liquid hydrazine is $+21\,647 \text{ Btu/lb mole}$.



$$\dot{m}_{\text{O}_2}/\dot{m}_{\text{N}_2\text{H}_4} = 0.5 = 32\dot{n}_{\text{O}_2}/32\dot{n}_{\text{N}_2\text{H}_4} \quad \text{and} \quad \dot{Q}/\dot{m}_{\text{N}_2\text{H}_4} = -45 \text{ Btu/lbm}$$

$$\Rightarrow Q_{\text{CV}} = -45 \times 32.045 = -1442 \frac{\text{Btu}}{\text{lb mol fu}}$$

$$\text{C.V. combustion chamber:} \quad \dot{n}_{\text{Fu}} \bar{h}_1 + \dot{n}_{\text{O}_2} \bar{h}_2 + \dot{Q}_{\text{CV}} = \dot{n}_{\text{tot}} \bar{h}_3$$

$$\text{- or -} \quad H_1 + H_2 + Q_{\text{CV}} = H_{\text{P}_3} \quad \Rightarrow \quad H_{\text{R}} + Q_{\text{CV}} = H_{\text{P}} + \Delta H_{\text{P}_3}$$

$$\Delta H_{\text{P}_3} = H_{\text{R}} - H_{\text{P}} + Q_{\text{CV}} = 21\,647 + 103\,966 - 1442 = 124\,171 \frac{\text{Btu}}{\text{lb mol fuel}}$$

Trial and error on T_3 :

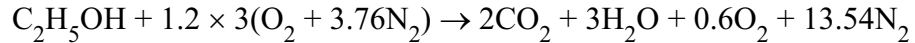
$$T_3 = 5000 \text{ R} \Rightarrow \Delta H_{\text{P}} = 120\,071,$$

$$T_3 = 5200 \text{ R} \Rightarrow \Delta H_{\text{P}} = 126\,224$$

$$\text{Interpolate} \Rightarrow T_3 = \mathbf{5133 \text{ R}}$$

14.128E

One alternative to using petroleum or natural gas as fuels is ethanol (C_2H_5OH), which is commonly produced from grain by fermentation. Consider a combustion process in which liquid ethanol is burned with 120% theoretical air in a steady flow process. The reactants enter the combustion chamber at 77 F, and the products exit at 140 F, 14.7 lbf/in.². Calculate the heat transfer per pound mole of ethanol, using the enthalpy of formation of ethanol gas plus the generalized tables or charts.



Products at 140 F, 14.7 lbf/in.²,

$$y_{H_2O} = 2.892/14.7 = n_v/(2 + 0.6 + n_v + 13.54)$$

$$n_v = 3.953 > 3 \Rightarrow \text{no condensation}$$

$$\bar{h}_f^\circ = -101\,032 \text{ Btu/lbmol as gas}$$

$$T_r = 536.67/925 = 0.58 \Rightarrow \text{D.2: } \Delta h/RT_c = 5.23$$

$$H_R = -101032 - 5.23 \times 1.98589 \times 925 + 0 + 0 = -110639 \text{ Btu/ lbmol fuel}$$

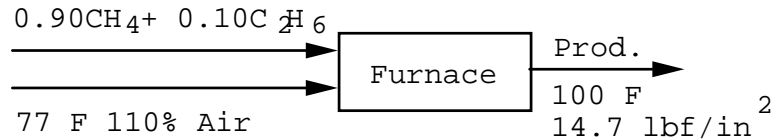
$$H_P = 2(-169184 + 570) + 3(-47518 + 506.5)$$

$$+ 0.6(443.7) + 13.54(438.4) = -472060 \text{ Btu/ lbmol fuel}$$

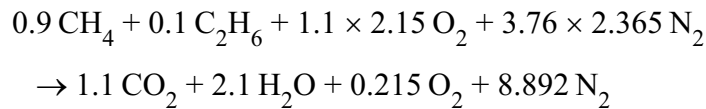
$$Q_{CV} = H_P - H_R = \mathbf{-361421 \text{ Btu/lbmol fuel}}$$

14.129E

In a new high-efficiency furnace, natural gas, assumed to be 90% methane and 10% ethane (by volume) and 110% theoretical air each enter at 77 F, 14.7 lbf/in.², and the products (assumed to be 100% gaseous) exit the furnace at 100 F, 14.7 lbf/in.². What is the heat transfer for this process? Compare this to an older furnace where the products exit at 450 F, 14.7 lbf/in.².



$$H_R = 0.9(-32190) + 0.1(-36432) = -32614 \text{ Btu}$$



a) $T_p = 100 \text{ F}$


$$H_p = 1.1(-169184 + 206) + 2.1(-103966 + 185) \\ + 0.215(162) + 8.892(160) = -402360 \text{ Btu, assuming all gas}$$

$$Q_{CV} = H_p - H_R = \mathbf{-369\,746 \text{ Btu/lb mol fuel}}$$

b) $T_p = 450 \text{ F}$

$$H_p = 1.1(-169184 + 3674) + 2.1(-103966 + 3057) \\ + 0.215(2688) + 8.892(2610) = -370\,184 \text{ Btu}$$

$$Q_{CV} = H_p - H_R = \mathbf{-337\,570 \text{ Btu/lb mol fuel}}$$



14.130E

Repeat the previous problem, but take into account the actual phase behavior of the products exiting the furnace.

Same as 14.84 , except possible condensation.

a) 100 F, 14.7 lbf/in²

$$y_{v \max} = 0.9503 / 14.7 = n_{v \max} / [n_{v \max} + 10.207]$$

$$n_{v \max} = 0.705 \Rightarrow n_v = 0.705; n_{\text{liq}} = 2.1 - 0.705 = 1.395$$

$$H_{\text{liq}} = 1.395[-122\,885 + 18.015(68.05 - 45.09)] = -170\,847 \text{ Btu/lbmol}$$

$$H_{\text{gas}} = 1.1(-169\,184 + 206) + 0.705(-103\,966 + 185) \\ + 0.215(162) + 8.892(160) = -257\,584 \text{ Btu/lbmol}$$


$$H_P = H_{\text{liq}} + H_{\text{gas}} = -428\,431 \text{ Btu/lbmol}$$

$$Q_{CV} = H_P - H_R = \mathbf{-395817 \text{ Btu/lbmol fuel}}$$

b) $T_P = 450 \text{ F}$, no condensation

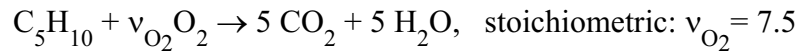
$$H_P = 1.1(-169\,184 + 3674) + 2.1(-103\,966 + 3057) \\ + 0.215(2688) + 8.892(2610) \\ = -370\,184 \text{ Btu/lbmol}$$

$$Q_{CV} = H_P - H_R = \mathbf{-337\,570 \text{ Btu/lbmol fuel}}$$

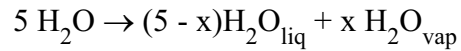


14.131E

Pentene, C_5H_{10} is burned with pure oxygen in a steady state process. The products at one point are brought to 1300 R and used in a heat exchanger, where they are cooled to 77 F. Find the specific heat transfer in the heat exchanger.



Heat exchanger in at 1300 R, out at 77 F, so some water will condense.



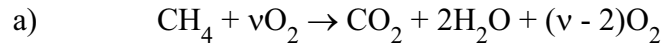
$$y_{H_2O_{max}} = \frac{P_{g,77}}{P_{tot}} = \frac{0.464}{14.696} = 0.03158 = \frac{x}{5+x} \quad \Rightarrow \quad x = 0.163$$

$$q = \frac{Q}{\dot{n}_{fuel}} = 5(\bar{h}_{ex} - \bar{h}_{in})_{CO_2} + 5(\bar{h}_{ex} - \bar{h}_{in})_{H_2O_{vap}} - (5-x)\bar{h}_{fg, H_2O}$$

$$= -164340 \frac{\text{Btu}}{\text{lb mol fuel}}$$

14.132E

Methane, CH_4 , is burned in a steady state process with two different oxidizers: **A**. Pure oxygen, O_2 and **B** a mixture of $\text{O}_2 + x \text{ Ar}$. The reactants are supplied at T_0 , P_0 and the products in are at 3200 R both cases. Find the required equivalence ratio in case **A** and the amount of Argon, x , for a stoichiometric ratio in case **B**.



$v_s = 2$ for stoichiometric mixture.

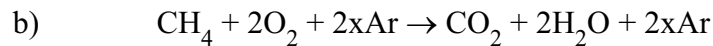
$$H_{P, 3200} = H_R^\circ = H_P^\circ + \Delta H_{P, 3200}$$

$$\Delta \bar{h}_{\text{CO}_2} = 33\,579 \text{ Btu/lbmol}, \quad \Delta \bar{h}_{\text{H}_2\text{O}} = 26\,479, \quad \Delta \bar{h}_{\text{O}_2} = 21\,860$$

$$\Delta H_P = H_R^\circ - H_P^\circ = -H_{RP}^\circ = (50\,010/2.326) \times 16.04 = 344\,867 \text{ Btu/lbmol}$$

$$= 33\,579 + 2 \times 26\,479 + (v - 2)21\,860 = 42\,817 + v \times 21\,860$$

$$v = 13.8175 \quad \Rightarrow \quad \phi = v_s/v = 2/13.8175 = \mathbf{0.1447}$$



$$\Delta H_P = 33579 + 2 \times 26479 + 2 \times 0.1253 \times 39.948 \times (3200 - 536.67)$$

$$= 86537 + x \times 26662.5 = 344867 \quad \Rightarrow \quad \mathbf{x = 9.689}$$

14.133E

A closed, insulated container is charged with a stoichiometric ratio of oxygen and hydrogen at 77 F and 20 lbf/in.². After combustion, liquid water at 77 F is sprayed in such that the final temperature is 2100 R. What is the final pressure?



$$U_2 - U_1 = x_i \bar{h}_i = x_i \bar{h}_{f \text{ liq}}^\circ = (1 + x_i)H_P - H_R - (1 + x_i)\bar{R}T_P + \frac{3}{2}\bar{R}T_R$$

table F.6: $H_R = \phi$, $H_P = -103\,966 + 14\,218.5 = -89\,747.5$ Btu/lbmol,

Table F.11: $\bar{h}_{f \text{ liq}}^\circ = -122\,885$ Btu/lbmol

Substitute

$$\begin{aligned} x_i(-122885 + 89747.5 + 1.98588 \times 2100) \\ = -89747.5 - 1.98588(2100 - \frac{3}{2} \times 536.67) = -92319.2 \end{aligned}$$

$$x_i = 3.187$$

$$P_1 V_1 = n_R \bar{R} T_1, \quad P_2 V_2 = n_P \bar{R} T_P$$

$$\Rightarrow P_2 = \frac{P_1(1 + x_i)T_P}{1.5 T_1} = \frac{20(4.187)(2100)}{1.5(536.67)} = \mathbf{218.5 \text{ lbf/in}^2}$$

Enthalpy of combustion and heating value**14.134E**

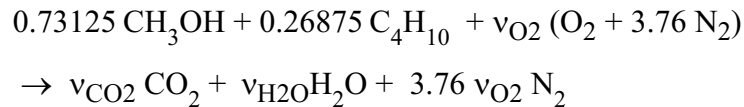
A burner receives a mixture of two fuels with mass fraction 40% n-butane and 60% methanol both vapor. The fuel is burned with stoichiometric air. Find the product composition and the lower heating value of this fuel mixture (Btu/lbm fuel mix).

Since the fuel mixture is specified on a mass basis we need to find the mole fractions for the combustion equation. From Eq.12.4 we get

$$y_{\text{butane}} = (0.4/58.124) / [0.4/58.124 + 0.6/32.042] = 0.26875$$

$$y_{\text{methanol}} = 1 - y_{\text{butane}} = 0.73125$$

The reaction equation is

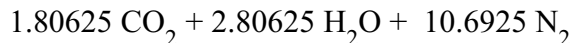


$$\text{C balance: } 0.73125 + 4 \times 0.26875 = \nu_{\text{CO}_2} = 1.80625$$

$$\text{H}_2 \text{ balance: } 2 \times 0.73125 + 5 \times 0.26875 = \nu_{\text{H}_2\text{O}} = 2.80625$$

$$\text{O balance: } 0.73125 + 2 \nu_{\text{O}_2} = 2 \nu_{\text{CO}_2} + \nu_{\text{H}_2\text{O}} = 6.41875 \Rightarrow \nu_{\text{O}_2} = 2.84375$$

Now the products are:



Since the enthalpy of combustion is on a mass basis in table 14.3 (this is also the negative of the heating value) we get

$$\text{LHV} = (0.4 \times 45\,714 + 0.6 \times 21\,093) / 2.326 \\ = \mathbf{13\,302 \text{ Btu/lbm fuel mixture}}$$

Notice we took fuel vapor and water as vapor (lower heating value).

14.135E

Blast furnace gas in a steel mill is available at 500 F to be burned for the generation of steam. The composition of this gas is, on a volumetric basis,

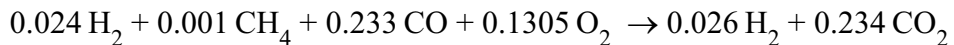
Component	CH ₄	H ₂	CO	CO ₂	N ₂	H ₂ O
Percent by volume	0.1	2.4	23.3	14.4	56.4	3.4

Find the lower heating value (Btu/ft³) of this gas at 500 F and P_0 .

Of the six components in the gas mixture, only the first 3 contribute to the heating value. These are, per lb mol of mixture:

$$0.024 \text{ H}_2, 0.001 \text{ CH}_4, 0.233 \text{ CO}$$

For these components,



The remainder need not be included in the calculation, as the contributions to reactants and products cancel. For the lower HV(water vapor) at 500 F

$$\bar{h}_{\text{RP}} = 0.026(-103\,966 + 3488) + 0.234(-169\,184 + 4229) - 0.024(0 + 2101)$$

$$- 0.001(-32\,190 + 0.538 \times 16.04(500-77)) - 0.233(-47\,518 + 2981) - 0.1305(0 + 3069) = -31\,257 \text{ Btu/lb mol fuel}$$

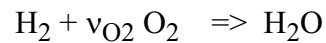
$$\bar{v}_0 = \frac{\bar{R}T_0}{P_0} = \frac{1545 \times 536.7}{14.7 \times 144} = 391.47 \text{ ft}^3/\text{lb mol}$$

$$\text{LHV} = 31\,680 / 391.47 = \mathbf{79.85 \text{ Btu/ft}^3}$$

Adiabatic flame temperature**14.136E**

Hydrogen gas is burned with pure oxygen in a steady flow burner where both reactants are supplied in a stoichiometric ratio at the reference pressure and temperature. What is the adiabatic flame temperature?

The reaction equation is:



The balance of hydrogen is done, now for oxygen we need $\nu_{\text{O}_2} = 0.5$.

Energy Eq.: $H_R = H_P \Rightarrow 0 = -103\,966 + \Delta\bar{h}_{\text{H}_2\text{O}}$

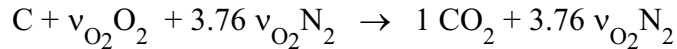
$$\Rightarrow \Delta\bar{h}_{\text{H}_2\text{O}} = 103\,966 \text{ Btu/lbmol}$$

Interpolate now in table F.6 for the temperature to give this enthalpy

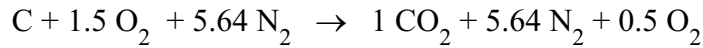
$$\mathbf{T = 8985 \text{ R}}$$

14.137E

Carbon is burned with air in a furnace with 150% theoretical air and both reactants are supplied at the reference pressure and temperature. What is the adiabatic flame temperature?



From this we find $v_{O_2} = 1$ and the actual combustion reaction is



$$H_P = H_P^\circ + \Delta H_P = H_R = H_R^\circ \Rightarrow$$

$$\Delta H_P = H_R^\circ - H_P^\circ = 0 - (-169\,184) = 169\,184 \text{ Btu/lbmol}$$

$$\Delta H_P = \Delta \bar{h}_{CO_2} + 5.64 \Delta \bar{h}_{N_2} + 0.5 \Delta \bar{h}_{O_2}$$

Find T so ΔH_P takes on the required value. To start guessing assume all products are nitrogen ($1 + 5.64 + 0.5 = 7.14$) that gives $3400 < T < 3600 \text{ R}$ from Table F.6.

$$\Delta H_{P\,3400} = 36\,437 + 5.64 \times 22\,421 + 0.5 \times 23\,644 = 174\,713 \text{ too high}$$

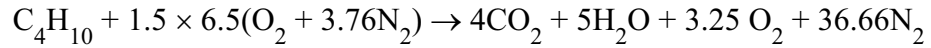
$$\Delta H_{P\,3200} = 33\,579 + 5.64 \times 20\,717 + 0.5 \times 21\,860 = 161\,353$$

Linear interpolation to find

$$T = 3200 + 200 \frac{169\,184 - 161\,353}{174\,713 - 161\,353} = \mathbf{3317 \text{ R}}$$

14.138E

Butane gas at 77 F is mixed with 150% theoretical air at 1000 R and is burned in an adiabatic steady state combustor. What is the temperature of the products exiting the combustor?



$$H_R = H_R^\circ + \Delta H_{\text{air,in}}$$

$$H_P = H_P^\circ + 4\Delta\bar{h}_{\text{CO}_2} + 5\Delta\bar{h}_{\text{H}_2\text{O}} + 3.25\Delta\bar{h}_{\text{O}_2} + 36.66\Delta\bar{h}_{\text{N}_2}$$

$$H_P = H_R \Rightarrow \Delta H_P = H_R^\circ - H_P^\circ + \Delta H_{\text{air,in}}$$

$$\begin{aligned} \Delta H_P &= -H_{\text{RP}}^\circ + \Delta H_{\text{air,in}} = \frac{45714}{2.326} \times 58.124 + 9.75 \times 3366 + 36.66 \times 3251 \\ &= 1\,294\,339 \text{ Btu/lbmol fuel} \\ &= \left[4\Delta\bar{h}_{\text{CO}_2} + 5\Delta\bar{h}_{\text{H}_2\text{O}} + 3.25\Delta\bar{h}_{\text{O}_2} + 36.66\Delta\bar{h}_{\text{N}_2} \right] \text{ at } T_{\text{ad}} \end{aligned}$$

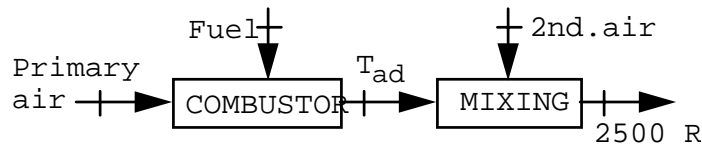

Find the enthalpies from Table F.6

$$\Delta H_{\text{P},3600\text{R}} = 1\,281\,185 \quad \Delta H_{\text{P},3800\text{R}} = 1\,374\,068 \text{ Btu/lbmol fuel}$$

$$T_{\text{ad}} = 3628 \text{ R}$$

14.139E

Liquid n-butane at T_0 , is sprayed into a gas turbine with primary air flowing at 150 lbf/in.^2 , 700 R in a stoichiometric ratio. After complete combustion, the products are at the adiabatic flame temperature, which is too high so secondary air at 150 lbf/in.^2 , 700 R is added, with the resulting mixture being at 2500 R . Show that $T_{ad} > 2500 \text{ R}$ and find the ratio of secondary to primary air flow.



C.V. Combustor

$$H_R = H_{\text{air}} + H_{\text{Fu}} = H_P = H_P^\circ + \Delta H_P = H_R^\circ + \Delta H_R$$

$$\Delta H_P = H_R^\circ - H_P^\circ + \Delta H_R = -H_{\text{RP}}^\circ + \Delta H_R$$

$$= 45344 \times 58.124/2.326 + 6.5(1158 + 3.76 \times 1138)$$

$$= 1\,168\,433 \text{ Btu/lbmol fuel}$$

$$\Delta H_{\text{P},2500\text{R}} = 4 \times 23755 + 5 \times 18478 + 24.44 \times 14855$$

$$= 550\,466 \text{ Btu/lbmol fuel}$$

$$\Delta H_P > \Delta H_{\text{P},2500\text{R}} \Rightarrow T_{ad} > 2500 \text{ R (If iteration } T_{ad} \cong 4400 \text{ R)}$$

C.V. Mixing chamber

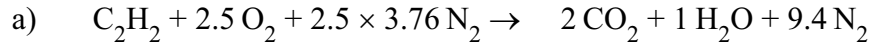
$$\Delta H_P + v_{\text{O}_2 \text{ 2nd}} \Delta H_{\text{air},700} = \Delta H_{\text{P},2500\text{R}} + v_{\text{O}_2 \text{ 2nd}} \Delta H_{\text{air},2500\text{R}}$$

$$v_{\text{O}_2 \text{ 2nd}} = \frac{\Delta H_P - \Delta H_{\text{P},2500}}{\Delta H_{\text{air},2500} - \Delta H_{\text{air},700}} = \frac{1168433 - 550466}{71571 - 5437} = 9.344$$

$$\text{Ratio} = v_{\text{O}_2 \text{ 2nd}}/v_{\text{O}_2 \text{ Prim.}} = 9.344/6.5 = \mathbf{1.44}$$

14.140E

Acetylene gas at 77 F, 14.7 lbf/in.² is fed to the head of a cutting torch. Calculate the adiabatic flame temperature if the acetylene is burned with 100% theoretical air at 77 F. Repeat the answer for 100% theoretical oxygen at 77 F.



$$H_R = \bar{h}_{f, \text{C}_2\text{H}_2}^{\circ} = 97\,477 \text{ Btu}$$

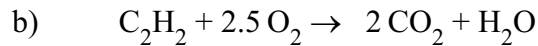
$$H_P = 2(-169\,184 + \Delta\bar{h}_{\text{CO}_2}^*) + 1(-103\,966 + \Delta\bar{h}_{\text{H}_2\text{O}}^*) + 9.4 \Delta\bar{h}_{\text{N}_2}^*$$

$$Q_{\text{CV}} = H_P - H_R = 0$$

$$\Rightarrow 2 \Delta\bar{h}_{\text{CO}_2}^* + 1 \Delta\bar{h}_{\text{H}_2\text{O}}^* + 9.4 \Delta\bar{h}_{\text{N}_2}^* = 539\,811 \text{ Btu/lbmol}$$

$$\text{Trial and Error: } T_{\text{PROD}} = \mathbf{5236 \text{ R}}$$

$$2 \times 147\,196 + 121\,488 + 9.4 \times 89\,348 = 1\,255\,751 \quad \mathbf{OK}$$



$$H_R = 97\,477 \text{ Btu}$$

$$H_P = 2(-169\,184 + \Delta\bar{h}_{\text{CO}_2}^*) + 1(-103\,966 + \Delta\bar{h}_{\text{H}_2\text{O}}^*)$$

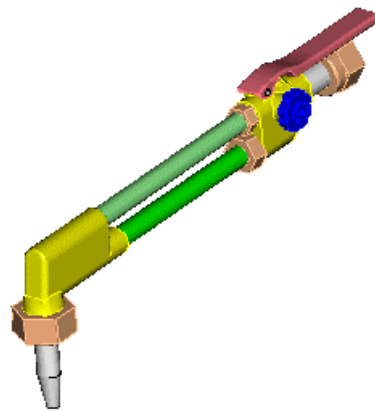
$$\Rightarrow 2 \Delta\bar{h}_{\text{CO}_2}^* + 1 \Delta\bar{h}_{\text{H}_2\text{O}}^* = 539\,811$$

$$\text{At } 10\,000 \text{ R (limit of F.6): } 2 \times 135\,426 + 118\,440 = 389\,292$$

$$\text{At } 9500 \text{ R: } 2 \times 127\,734 + 111\,289 = 366\,757$$

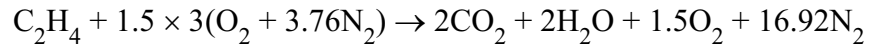
or 4507/100 R change, Difference, extrapolating

$$T_{\text{PROD}} \approx 10\,000 + \frac{150\,519}{45.07} \approx \mathbf{13\,340 \text{ R}}$$



14.141E

Ethene, C_2H_4 , burns with 150% theoretical air in a steady flow constant-pressure process with reactants entering at P_0, T_0 . Find the adiabatic flame temperature.



$$H_P = H_R = H_P^\circ + \Delta H_P = H_R^\circ \Rightarrow$$

$$\Delta H_P = H_R^\circ - H_P^\circ = -H_{RP}^\circ = 28.054 \times 47\,158/2.326 = 568\,775 \text{ Btu/lbmol}$$

$$\Delta H_P = 2\Delta\bar{h}_{CO_2} + 2\Delta\bar{h}_{H_2O} + 1.5\Delta\bar{h}_{O_2} + 16.92\Delta\bar{h}_{N_2}$$

Trial and error on T_{ad} :

$$\Delta H_{P,3400R} = 545\,437, \quad \Delta H_{P,3600R} = 587\,736 \text{ Btu/lbmol}$$

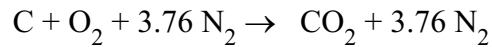
$$\mathbf{T_{ad} = 3510 \text{ R}}$$

14.142E

Solid carbon is burned with stoichiometric air in a steady state process, as shown in Fig. P14.39. The reactants at T_0, P_0 are heated in a preheater to $T_2 = 900 \text{ R}$ with the energy given by the products before flowing to a second heat exchanger, which they leave at T_0 . Find the temperature of the products T_4 , and the heat transfer per lb mol of fuel (4 to 5) in the second heat exchanger.

a) Following the flow we have: Inlet T_1 , after preheater T_2 , after mixing and combustion chamber T_3 , after preheater T_4 , after last heat exchanger $T_5 = T_1$.

b) Products out of preheater T_4 . Control volume: Total minus last heat exchanger.



Energy Eq.:

$$H_R = H_R^\circ = H_{P_3} = H_P^\circ + \Delta H_{P_3} = \bar{h}_{f \text{CO}_2} + \Delta \bar{h}_{\text{CO}_2} + 3.76 \Delta \bar{h}_{\text{N}_2}$$

$$\bar{h}_{f \text{CO}_2}^\circ = -169\,184, \quad \Delta H_{P_3\,4400} = 167\,764, \quad \Delta H_{P_3\,4600} = 177\,277$$

$$\Rightarrow T_3 = T_{\text{ad.flame}} = \mathbf{4430 \text{ R}}$$

c) Control volume total. Then energy equation:

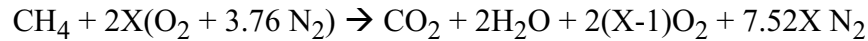
$$H_R^\circ + \bar{q} = H_P^\circ$$

$$\bar{q} = H_{RP}^\circ = \bar{h}_{f \text{CO}_2}^\circ - 0 = \mathbf{-169\,184 \frac{\text{Btu}}{\text{lbmol fuel}}}$$

Second law for the combustion process**14.143E**

Methane is burned with air both supplied at the reference conditions. There is enough excess air to give a flame temperature of 3200 R. What are the percent theoretical air and the irreversibility in the process?

The combustion equation with X times theoretical air is



$$\text{Energy Eq.: } H_{\text{air}} + H_{\text{fuel}} = H_{\text{R}} = H_{\text{P}} = \overset{\circ}{H}_{\text{P}} + \Delta H_{\text{P}} = \overset{\circ}{H}_{\text{R}} + \Delta H_{\text{R}}$$

$$\Rightarrow \Delta H_{\text{P}} = \overset{\circ}{H}_{\text{R}} + \Delta H_{\text{R}} - \overset{\circ}{H}_{\text{P}} = -\overset{\circ}{H}_{\text{RP}} + 0$$

$$\text{From Table 14.3: } -\overset{\circ}{H}_{\text{RP}} = -16.04 (-50\,010)/2.326 = 344\,867 \text{ Btu/lbmol}$$

$$\Delta H_{\text{P}} = \Delta \bar{h}_{\text{CO}_2}^* + 2 \Delta \bar{h}_{\text{H}_2\text{O}}^* + 2(X-1) \Delta \bar{h}_{\text{O}_2}^* + 7.52X \Delta \bar{h}_{\text{N}_2}^*$$

From Table F.6 and the energy equation

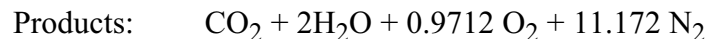
$$\Delta H_{\text{P} 3200} = 33\,579 + 2 \times 26\,479 + 2(X-1) 21\,860 + 7.52X \times 20\,717 = 344\,867$$

so

$$42\,817 + 199\,512 X = 344\,867 \Rightarrow X = 1.514$$

$$\% \text{Theoretical air} = \mathbf{151.4\%}$$

The products are



The second law

$$S_{\text{gen}} = S_{\text{P}} - S_{\text{R}} \quad \text{and} \quad I = T_0 S_{\text{gen}}$$

Reactants: $P_i = 14.7 \text{ psia}$, $P_0 = 14.7 \text{ psia}$, \bar{s}_f^0 from Table F.6 and F.11

	n_i	y_i	\bar{s}_f^0	$-\bar{R} \ln \frac{y_i P_i}{P_0}$	$\bar{S}_i \frac{\text{Btu}}{\text{lbmol R}}$
CH ₄	1	1	44.459	0	44.459
O ₂	2X	0.21	48.973	3.099	52.072
N ₂	7.52 X	0.79	45.739	0.468	46.207

$$S_{\text{R}} = \sum n_i \bar{S}_i = 728.21 \text{ Btu/R lbmol fuel}$$

Products: $P_e = 14.7$ psia, $P_o = 14.7$ psia, From Table F.6

	n_i	y_i	\bar{s}_{3200}^o	$-\bar{R} \ln \frac{y_i P_e}{P_o}$	\bar{S}_i	$\frac{\text{Btu}}{\text{lbmol R}}$
CO ₂	1	0.06604	72.160	5.3966	77.557	
H ₂ O	2	0.13208	61.796	4.0201	65.816	
O ₂	0.9712	0.06413	61.109	5.4549	66.564	
N ₂	11.172	0.73775	59.175	0.6040	59.779	

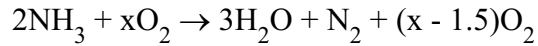
$$S_P = \sum n_i \bar{S}_i = 941.69 \text{ Btu/R lbmol fuel};$$

$$I = T_o(S_P - S_R) = 536.67(941.69 - 728.21) = \mathbf{114\ 568 \text{ Btu/lbmol fuel}}$$

14.144E

Two pound moles of ammonia are burned in a steady state process with x lb mol of oxygen. The products, consisting of H_2O , N_2 , and the excess O_2 , exit at 400 F, 1000 lbf/in.².

- Calculate x if half the water in the products is condensed.
- Calculate the absolute entropy of the products at the exit conditions.



Products at 400 F, 1000 lbf/in.² with $n_{\text{H}_2\text{O LIQ}} = n_{\text{H}_2\text{O VAP}} = 1.5$

$$\text{a) } y_{\text{H}_2\text{O VAP}} = \frac{P_G}{P} = \frac{247.1}{1000} = \frac{1.5}{1.5 + 1 + x - 1.5}$$

$$x = \mathbf{5.070}$$

$$\text{b) } S_{\text{PROD}} = S_{\text{GAS MIX}} + S_{\text{H}_2\text{O LIQ}}$$

Gas mixture:

	n_i	y_i	\bar{s}_i°	$-\bar{R} \ln \frac{y_i P}{P_0}$	\bar{S}_i
H_2O	1.5	0.2471	48.939	-5.604	43.335
O_2	3.57	0.5881	52.366	-7.326	45.040
N_2	1.0	0.1648	49.049	-4.800	44.249

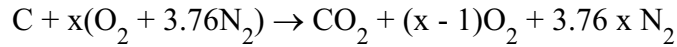
$$S_{\text{GAS MIX}} = 1.5(43.335) + 3.57(45.040) + 1.0(44.249) = 270.04 \text{ Btu/R}$$

$$S_{\text{H}_2\text{O LIQ}} = 1.5[16.707 + 18.015(0.5647 - 0.0877)] = 37.95 \text{ Btu/R}$$

$$S_{\text{PROD}} = 270.04 + 37.95 = \mathbf{307.99 \text{ Btu/R}}$$

14.145E

Graphite, C, at P_0, T_0 is burned with air coming in at $P_0, 900 \text{ R}$ in a ratio so the products exit at $P_0, 2200 \text{ R}$. Find the equivalence ratio, the percent theoretical air and the total irreversibility.



$$H_P = H_R \Rightarrow \Delta H_{P,2200} - \Delta H_{R,900} = H_R^\circ - H_P^\circ = -H_{RP}^\circ$$

$$19659 + (x - 1)13136 + 3.76 \times x \times 12407 - x(2616 + 3.76 \times 2541) = 0 - (-169184)$$

$$\Rightarrow 6523 + x \times 47616.2 = 169184 \quad \Rightarrow \quad x = 3.416,$$

or **342 % theoretical air**

$$\text{Equivalence ratio } \phi = 1/x = \mathbf{0.293}$$

$$S_{\text{gen}} = s_P - s_R = \sum_P v_i (s_i^\circ - \bar{R} \ln y_i) - \sum_R v_i (s_i^\circ - \bar{R} \ln y_i)$$

$$\text{R: } y_{\text{O}_2} = 0.21 \quad y_{\text{N}_2} = 0.79$$

$$\text{P: } y_{\text{O}_2} = 0.1507 \quad y_{\text{N}_2} = 0.79 \quad y_{\text{CO}_2} = 0.0593$$

$$\begin{aligned} S_{\text{gen}} &= 66.952 + 5.610 + 2.416(59.844 + 3.758) \\ &\quad + 3.76 \times 3.416(56.066 + 0.468) - 1.371 \\ &\quad - 3.416(52.686 + 3.099 + 3.76(49.353 + 0.468)) \\ &= 120.5 \text{ Btu}/(\text{lbmol C} \times \text{R}) \end{aligned}$$

$$I = T_0 S_{\text{gen}} = \mathbf{64\,677 \text{ Btu/lbmol C}}$$

14.146E

Repeat problem 14.127E, but assume that saturated-liquid oxygen at 170 R is used instead of 77 F oxygen gas in the combustion process. Use the generalized charts to determine the properties of liquid oxygen.

Problem the same as 14.127E, except oxygen enters at 2 as saturated liquid at 170 R.

$$\text{At } 170 \text{ R, } T_{r2} = \frac{170}{278.6} = 0.61 \Rightarrow \Delta \bar{h}_f = 5.1$$

From Fig. D.2:

$$(\bar{h}^* - \bar{h}) = 1.98589 \times 278.6 \times 5.1 = 2822 \text{ Btu/lbmol}$$

$$\Delta H_{P_3} = H_R^\circ + \Delta H_R - H_P^\circ + Q_{CV} = 21647 - 0.5(2822)$$

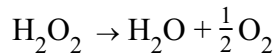
$$+ 0.5(0.219)(170 - 536.67)(32) + 103\,966 - 1442 = 121\,475$$

$$\text{With } \Delta H_{P_3 \text{ } 5000 \text{ R}} = 120\,071, \quad \Delta H_{P_3 \text{ } 5200 \text{ R}} = 126\,224$$

$$\Rightarrow T_3 = \mathbf{5045 \text{ R}}$$

14.147E

Hydrogen peroxide, H_2O_2 , enters a gas generator at 77 F, 75 lbf/in.² at the rate of 0.2 lbm/s and is decomposed to steam and oxygen exiting at 1500 R, 75 lbf/in.². The resulting mixture is expanded through a turbine to atmospheric pressure, 14.7 lbf/in.², as shown in Fig. P14.98. Determine the power output of the turbine, and the heat transfer rate in the gas generator. The enthalpy of formation of liquid H_2O is -80541 Btu/lb mol.



$$\dot{n}_{\text{Fu}} = \dot{m}_{\text{Fu}}/M_{\text{Fu}} = 0.2/34.015 = 0.00588 \text{ lbmol/s}$$

$$\dot{n}_{\text{ex,mix}} = 1.5 \times \dot{n}_{\text{Fu}} = 0.00882 \text{ lbmol/s}$$

$$\bar{C}_{p \text{ mix}} = \frac{2}{3} \times 0.445 \times 18.015 + \frac{1}{3} \times 0.219 \times 31.999 = 7.6804$$

$$\bar{C}_{v \text{ mix}} = \bar{C}_{p \text{ mix}} - 1.98588 = 5.6945 \quad ; \quad k_{\text{mix}} = \bar{C}_{p \text{ mix}}/\bar{C}_{v \text{ mix}} = 1.3487$$

Reversible turbine

$$T_3 = T_2 \times (P_3/P_2)^{(k-1)/k} = 1500 \times (14.7/75)^{0.2585} = 984.3 \text{ R}$$

$$\bar{w} = \bar{C}_p(T_2 - T_3) = 7.6804(1500 - 984.3) = 3960.8 \text{ Btu/lbmol}$$

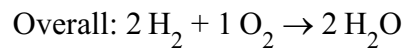
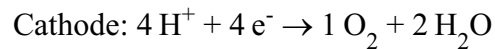
$$\dot{W}_{\text{CV}} = \dot{n}_{\text{mix}} \times \bar{w} = 0.00882 \times 3960.8 = \mathbf{34.9 \text{ Btu/s}}$$

C.V. Gas generator

$$\begin{aligned} \dot{Q}_{\text{CV}} = \dot{H}_2 - \dot{H}_1 &= 0.00588 \times (-103\,966 + 8306) + 0.00294(7297.5) \\ &- 0.00588(-80\,541) = \mathbf{-67.45 \text{ Btu/s}} \end{aligned}$$

Fuel Cells, Efficiency, and Review**14.148E**

In Example 14.16, a basic hydrogen–oxygen fuel cell reaction was analyzed at 25°C, 100 kPa. Repeat this calculation, assuming that the fuel cell operates on air at 77 F, 14.7 lbf/in.², instead of on pure oxygen at this state.



$$\text{Example } \boxed{14.16}: \Delta G_{25^\circ\text{C}} = -474\,283 \text{ kJ/kmol}$$

$$\text{Or } \Delta G_{77\text{F}} = -203\,904 \text{ Btu/lbmol}$$

$$P_{\text{O}_2} = y_{\text{O}_2} \times P = 0.21 \times 14.7 = 3.087 \text{ lbf/in}^2$$

$$\bar{s}_{\text{O}_2} = 48.973 - 1.98589 \ln 0.21 = 52.072$$

$$\Delta S = 2(16.707) - 2(31.186) - 1(52.072) = -81.03 \text{ Btu/R}$$

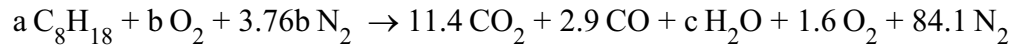
$$\Delta H = 2(-122\,885) - 2(0) - 1(0) = -245\,770 \text{ Btu/lbmol}$$

$$\Delta G_{77\text{F}} = -245\,770 - 536.67(-81.03) = 202\,284 \text{ Btu/lbmol}$$

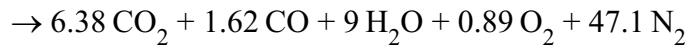
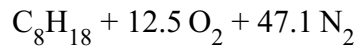
$$E^\circ = -\Delta G/N_0 e n_e = 202\,284 \times 2.326/(96\,485 \times 4) = \mathbf{1.219 \text{ V}}$$

14.149E

A small air-cooled gasoline engine is tested, and the output is found to be 2.0 hp. The temperature of the products is measured and found to be 730 F. The products are analyzed on a dry volumetric basis, with the following result 11.4% CO₂, 2.9% CO, 1.6% O₂ and 84.1% N₂. The fuel may be considered to be liquid octane. The fuel and air enter the engine at 77 F, and the flow rate of fuel to the engine is 1.8 lbm/h. Determine the rate of heat transfer from the engine and its thermal efficiency.



$$b = 84.1/3.76 = 22.37, \quad a = (1/8)(11.4 + 2.9) = 1.788, \quad c = 9a = 16.088$$



$$\text{a) } H_R = \bar{h}_{f\text{C}_8\text{H}_{18}}^\circ = -107\,526 \text{ Btu/lbmol}$$

$$H_P = 6.38(-169\,184 + 6807) + 1.62(-47\,518 + 4647)$$

$$+ 9(-103\,966 + 5475) + 0.89(0 + 4822)$$

$$+ 47.1(0 + 4617) = -1\,770\,092 \text{ Btu/lbmol}$$

$$H_P - H_R = -1\,770\,092 - (-107\,526) = -1\,662\,566 \text{ Btu/lbmol}$$

$$\dot{H}_P - \dot{H}_R = \frac{1.8}{114.23} (-1\,662\,566) = -26\,198 \text{ Btu/h}$$

$$\dot{Q}_{CV} = -26\,198 + 2.0 (2544) = \mathbf{-21\,110 \text{ Btu/h}}$$

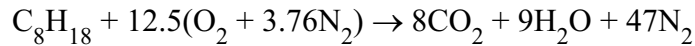
b) Fuel heating value from table 14.3 converted to Btu/lbm

$$\dot{Q}_H = 1.8 \times (47\,893/2.326) = 37\,062 \text{ Btu/h}$$

$$\dot{W}_{NET} = 2.0 \times 2544 = 5088 \text{ Btu/h}; \quad \eta_{TH} = \frac{5088}{37062} = \mathbf{0.137}$$

14.150E

A gasoline engine uses liquid octane and air, both supplied at P_o , T_o , in a stoichiometric ratio. The products (complete combustion) flow out of the exhaust valve at 2000 R. Assume that the heat loss carried away by the cooling water, at 200 F, is equal to the work output. Find the efficiency of the engine expressed as (work/lower heating value) and the second law efficiency.



$$\text{LHV} = 44\,425 \times 114.232/2.326 = 2\,181\,753 \text{ Btu/lbmol fuel}$$

$$\Delta H_{P,2000} = 8 \times 16\,982 + 9 \times 13\,183 + 47 \times 10\,804 = 643\,470$$

$$\text{C.V. Total engine: } H_{in} = H_{ex} + W + Q_{loss} = H_{ex} + 2W$$

$$\begin{aligned} W &= (H_{in} - H_{ex})/2 = (H_R - H_P)/2 = (-H_{RP}^\circ - \Delta H_{P,2000})/2 \\ &= (2\,181\,753 - 643\,470)/2 = 769\,142 \text{ Btu/lbmol fuel} \end{aligned}$$

$$\eta_{TH} = W/\text{LHV} = 769\,142/2\,181\,753 = \mathbf{0.353}$$

For 2nd law efficiency we must find reversible work

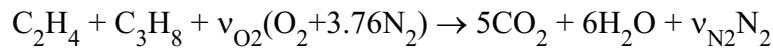
$$\begin{aligned} \bar{S}_{in} &= \bar{s}_{fuel} + 12.5(\bar{s}_{\text{O}_2} + 3.76\bar{s}_{\text{N}_2}) \\ &= 86.122 + 12.5[48.973 - 1.98589 \ln(1/4.76)] \\ &\quad + 47[45.739 - 1.98589 \ln(3.76/4.76)] \\ &= 2908.8 \text{ Btu}/(\text{lbmol fuel} \times \text{R}) \\ \bar{S}_{ex} &= 8\bar{s}_{\text{CO}_2} + 9\bar{s}_{\text{H}_2\text{O}} + 47\bar{s}_{\text{N}_2} = 8[65.677 - 1.98589 \ln(8/64)] \\ &\quad + 9[56.619 - 1.98589 \ln(\frac{9}{64})] + 47[55.302 - 1.98589 \ln(\frac{47}{64})] \\ &= 3731.1 \text{ Btu}/(\text{lbmol fuel} \times \text{R}) \end{aligned}$$

Assume the same Q_{loss} out to 200 F = 659.67 R reservoir and compute Q_0^{rev} :

$$\begin{aligned} \bar{S}_{in} + Q_0^{rev}/T_0 &= \bar{S}_{ex} + Q_{loss}/T_{res} \\ Q_0^{rev} &= T_0(\bar{S}_{ex} - \bar{S}_{in}) + Q_{loss} T_0/T_{res} \\ &= 536.67(3731.1 - 2908.8) + 769\,142 \times 536.67/659.67 \\ &= 1\,067\,034 \text{ Btu/lbmol fuel} \\ W^{rev} &= H_{in} - H_{ex} - Q_{loss} + Q_0^{rev} = W_{ac} + Q_0^{rev} \\ &= 769\,142 + 1\,067\,034 = 1\,836\,176 \\ \eta_{II} &= W_{ac}/W^{rev} = 769\,142/1\,836\,176 = \mathbf{0.419} \end{aligned}$$

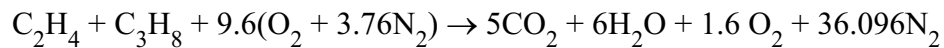
14.151E

Ethene, C_2H_4 , and propane, C_3H_8 , in a 1:1 mole ratio as gases are burned with 120% theoretical air in a gas turbine. Fuel is added at 77 F, 150 lbf/in.² and the air comes from the atmosphere, 77 F, 15 lbf/in.² through a compressor to 150 lbf/in.² and mixed with the fuel. The turbine work is such that the exit temperature is 1500 R with an exit pressure of 14.7 lbf/in.². Find the mixture temperature before combustion, and also the work, assuming an adiabatic turbine.



$$\phi = 1 \Rightarrow v_{O_2} = 8 \quad \phi = 1/1.2 \Rightarrow v_{O_2} = 9.6$$

so we have 45.696 lbmol air per 2 lbmol fuel



C.V. Compressor (air flow)

$$w_{c,in} = h_2 - h_1 \quad s_2 = s_1 \Rightarrow P_{r1} = 1.0907$$

$$P_{r2} = P_{r1} P_2 / P_1 = 10.907 \Rightarrow T_{2,air} = 1027.3 \text{ R}$$

$$w_{c,in} = 247.81 - 128.38 = 119.53 \text{ Btu/lbm} = 3462.4 \text{ Btu/lbmol air}$$

C.V. Mixing chamber

$$\dot{n}_{air} \bar{h}_{air,in} + \dot{n}_{fuel} \bar{h}_{fuel} = (\text{same})_{exit}$$

$$(\bar{C}_{PF1} + \bar{C}_{PF2})(T_{ex} - T_0) = 45.696 \bar{C}_{P,air}(T_{2,air} - T_{ex})$$

$$\bar{C}_{PF1} = 11.53, \quad \bar{C}_{PF2} = 17.95, \quad \bar{C}_{P,air} = 6.953$$

$$T_{ex} = \frac{45.696 \bar{C}_{P,air} T_2 + (\bar{C}_{PF1} + \bar{C}_{PF2}) T_0}{\bar{C}_{PF1} + \bar{C}_{PF2} + 45.696 \bar{C}_{air}} = \mathbf{985.6 \text{ R}} = T_{in \text{ combust}}$$

Turbine work: take C.V. total and subtract compressor work.

$$W_{total} = H_{in} - H_{out} = H_R - H_{P,1500}$$

$$= \bar{h}_{f,F1}^\circ + \bar{h}_{f,F2}^\circ - 5\bar{h}_{CO_2} - 6\bar{h}_{H_2O} - 36.096\bar{h}_{N_2} - 1.6\bar{h}_{O_2}$$

$$= 22557 + (-44669) - 5(10557 - 169184)$$

$$- 6(8306 - 103966) - 36.096 \times 6925 - 1.6 \times 7297.5$$

$$= 1\,083\,342 \text{ Btu/2 lbmol Fuel}$$

$$w_T = w_{tot} + w_{c,in} = 1\,083\,342 + 3462.4 \times 45.696$$

$$= \mathbf{1\,241\,560 \text{ Btu/2 lbmol fuel}}$$

**SOLUTION MANUAL
SI UNIT PROBLEMS
CHAPTER 15**

SONNTAG • BORGNAKKE • VAN WYLEN



FUNDAMENTALS
of
Thermodynamics
Sixth Edition

CONTENT

SUBSECTION	PROB NO.
Correspondence table	
Concept-Study Guide Problems	1-20
Equilibrium and Phase Equilibrium	21-24
Chemical Equilibrium, Equilibrium Constant	25-66
Simultaneous Reaction	67-73
Ionization	74-78
Review Problems	79-88
English Unit Problems	89-106

Correspondence List

CHAPTER 15 **6th edition** **Sonntag/Borgnakke/Wylen**

The correspondence between the new problem set and the previous 5th edition chapter 15 problem set.

New	Old	New	Old	New	Old
21	1	44		67	
22	2	45	31	68	42
23	new	46		69	44
24	3	47	22a,c	70	45
25	4	48	28	71	46
26	new	49	23	72	48
27	5	50		73	47
28	6	51	29	74	
29	7	52	14	75	49
30	new	53		76	50
31	8	54	24	77	
32	10	55	25	78	51
33	11	56		79	53
34	13	57	26b	80	27
35	new	58	32	81	38
36	15	59	30	82	41
37	17	60	33	83	43
38	18	61	34	84	16
39	9	62	35	85	54
40	20	63	37	86	55
41	21	64	39	87	56
42	26a	65	40	88	57
43		66	52		

The English unit problems are:

New	5th	SI	New	5th	SI	New	5th	SI
89	53	21	95	62	45	101	67	71
90	new	25	96	63	54	102	68	72
91	58	31	97	64	58	103	69	73
92	59	36	98	new	59	104	70	88
93	60	37	99	new	63	105	71	80
94	61	39	100	65	68	106	72	87

Concept-Study Guide Problems

15.1

Is the concept of equilibrium limited to thermodynamics?

Equilibrium is a condition in which the driving forces present are balanced, with no tendency for a change to occur spontaneously. This concept applies to many diverse fields of study – one no doubt familiar to the student being that of mechanical equilibrium in statics, or engineering mechanics.

15.2

How does Gibbs function vary with quality as you move from liquid to vapor?

There is no change in Gibbs function between liquid and vapor. For equilibrium we have $g_g = g_f$.

15.3

How is a chemical equilibrium process different from a combustion process?

Chemical equilibrium occurs at a given state, T and P, following a chemical reaction process, possibly a combustion followed by one or more dissociation reactions within the combustion products. Whereas the combustion is a one-way process (irreversible) the chemical equilibrium is a reversible process that can proceed in both directions.

15.4

Must P and T be held fixed to obtain chemical equilibrium?

No, but we commonly evaluate the condition of chemical equilibrium at a state corresponding to a given temperature and pressure.

15.5

The change in Gibbs function for a reaction is a function of which property?

The change in Gibbs function for a reaction is a function of T and P. The change in standard-state Gibbs function is a function only of T.

15.6

In a steady flow burner T is not controlled, which properties are?

The pressure tends to be constant, only minor pressure changes due to acceleration of the products as density decreases velocity must increase to have the same mass flow rate.

15.7

In a closed rigid combustion bomb which properties are held fixed?

The volume is constant. The number of atoms of each element is conserved, although the amounts of various chemical species change. As the products have more internal energy but cannot expand the pressure increases significantly.

15.8

Is the dissociation of water pressure sensitive?

Yes, since the total number of moles on the left and right sides of the reaction equation(s) is not the same.

15.9

At 298 K, $K = \exp(-184)$ for the water dissociation, what does that imply?

This is an extremely small number, meaning that the reaction tends to go strongly from right to left – in other words, does not tend to go from left to right (dissociation of water) at all.

15.10

For a mixture of O_2 and O the pressure is increased at constant T ; what happens to the composition?

An increase in pressure causes the reaction to go toward the side of smaller total number of moles, in this case toward the O_2 .

15.11

For a mixture of O_2 and O the temperature is increased at constant P ; what happens to the composition?

A temperature increase causes more O_2 to dissociate to O .

15.12

For a mixture of O_2 and O I add some argon keeping constant T, P ; what happens to the moles of O ?

Diluting the mixture with a non-reacting gas has the same effect as decreasing the pressure, causing the reaction to shift toward the side of larger total number of moles, in this case the O .

15.13

In a combustion process is the adiabatic flame temperature affected by reactions?

The adiabatic flame temperature is decreased by dissociation reactions of the products.

15.14

When dissociations occur after combustion, does T go up or down?

Dissociation reactions of combustion products lower the temperature.

15.15

In equilibrium Gibbs function of the reactants and the products is the same; how about the energy?

The chemical equilibrium mixture at a given T, P has a certain total internal energy. There is no restriction on its division among the constituents.

15.16

Does a dissociation process require energy or does it give out energy?

Dissociation reactions require energy and is thus endothermic.

15.17

If I consider the non-frozen (composition can vary) heat capacity, but still assume all components are ideal gases, does that C become a function of temperature? of pressure?

The non-frozen mixture heat capacity will be a function of both T and P , because the mixture composition depends on T and P , while the individual component heat capacities depend only on T .

15.18

What is K for the water gas reaction in Example 15.4 at 1200 K?

Using the result of Example 15.4 and Table A.11

$$\ln K = 0.5 [-35.736 - (-36.363)] = +0.3135, \quad K = 1.3682$$

15.19

Which atom in air ionizes first as T increases? What is the explanation?

Using Fig. 15.11, we note that as temperature increases, atomic N ionizes to N^+ , becoming significant at about 6-8000 K. N has a lower ionization potential compared to O or Ar.

15.20

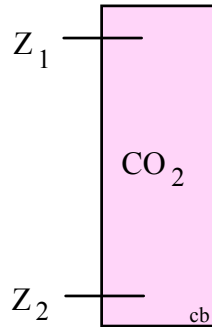
At what temperature range does air become a plasma?

From Fig. 15.11, we note that air becomes predominantly ions and electrons, a plasma, at about 10-12 000 K.

Equilibrium and Phase Equilibrium

15.21

Carbon dioxide at 15 MPa is injected into the top of a 5-km deep well in connection with an enhanced oil-recovery process. The fluid column standing in the well is at a uniform temperature of 40°C. What is the pressure at the bottom of the well assuming ideal gas behavior?



$$(Z_1 - Z_2) = 5000 \text{ m}, P_1 = 15 \text{ MPa}$$

$$T = 40 \text{ }^\circ\text{C} = \text{constant}$$

Equilibrium at constant T

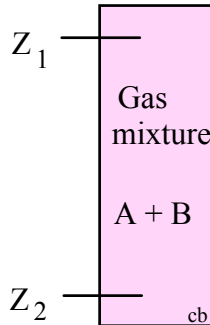
$$-w_{\text{REV}} = 0 = \Delta g + \Delta \text{PE} = RT \ln(P_2/P_1) + g(Z_2 - Z_1) = 0$$

$$\ln(P_2/P_1) = \frac{9.807 \times 5000}{1000 \times 0.18892 \times 313.2} = 0.8287$$

$$P_2 = 15 \exp(0.8287) = \mathbf{34.36 \text{ MPa}}$$

15.22

Consider a 2-km-deep gas well containing a gas mixture of methane and ethane at a uniform temperature of 30°C. The pressure at the top of the well is 14 MPa, and the composition on a mole basis is 90% methane, 10% ethane. Each component is in equilibrium (top to bottom) with $dG + g dZ = 0$ and assume ideal gas, so for each component Eq.15.10 applies. Determine the pressure and composition at the bottom of the well.



$$(Z_1 - Z_2) = 2000 \text{ m, Let } A = \text{CH}_4, \quad B = \text{C}_2\text{H}_6$$

$$P_1 = 14 \text{ MPa, } y_{A1} = 0.90, \quad y_{B1} = 0.10$$

$$T = 30 \text{ }^\circ\text{C} = \text{constant}$$

From section 15.1, for A to be at equilibrium between

$$1 \text{ and } 2: \quad W_{\text{REV}} = 0 = n_A(\bar{G}_{A1} - \bar{G}_{A2}) + n_A M_A g(Z_1 - Z_2)$$

$$\text{Similarly, for B: } W_{\text{REV}} = 0 = n_B(\bar{G}_{B1} - \bar{G}_{B2}) + n_B M_B g(Z_1 - Z_2)$$

$$\text{Using eq. 15.10 for A: } \bar{R}T \ln(P_{A2}/P_{A1}) = M_A g(Z_1 - Z_2)$$

with a similar expression for B. Now, ideal gas mixture, $P_{A1} = y_{A1}P$, etc.

$$\text{Substituting: } \ln \frac{y_{A2}P_2}{y_{A1}P_1} = \frac{M_A g(Z_1 - Z_2)}{\bar{R}T} \quad \text{and} \quad \ln \frac{y_{B2}P_2}{y_{B1}P_1} = \frac{M_B g(Z_1 - Z_2)}{\bar{R}T}$$

$$\ln(y_{A2}P_2) = \ln(0.9 \times 14) + \frac{16.04 \times 9.807(2000)}{1000 \times 8.3145 \times 303.2} = 2.6585$$

$$\Rightarrow y_{A2}P_2 = 14.2748$$

$$\ln(y_{B2}P_2) = \ln(0.1 \times 14) + \frac{30.07 \times 9.807(2000)}{1000 \times 8.3145 \times 303.2} = 0.57043$$

$$\Rightarrow y_{B2}P_2 = (1 - y_{A2})P_2 = 1.76903$$

$$\text{Solving: } P_2 = \mathbf{16.044 \text{ MPa}} \quad \& \quad y_{A2} = \mathbf{0.8897}$$

15.23

A container has liquid water at 20°C, 100 kPa in equilibrium with a mixture of water vapor and dry air also at 20°C, 100 kPa. How much is the water vapor pressure and what is the saturated water vapor pressure?

From the steam tables we have for saturated liquid:

$$P_g = \mathbf{2.339 \text{ kPa}}, \quad v_f = 0.001002 \text{ m}^3/\text{kg}$$

The liquid is at 100 kPa so it is compressed liquid still at 20°C so from Eq.13.15

$$g_{\text{liq}} - g_f = \int v \, dP = v_f (P - P_g)$$

The vapor in the moist air is at the partial pressure P_v also at 20°C so we assume ideal gas for the vapor

$$g_{\text{vap}} - g_g = \int v \, dP = RT \ln \frac{P_v}{P_g}$$

We have the two saturated phases so $g_f = g_g$ ($q = h_{fg} = Ts_{fg}$) and now for equilibrium the two Gibbs function must be the same as

$$g_{\text{vap}} = g_{\text{liq}} = RT \ln \frac{P_v}{P_g} + g_g = v_f (P - P_g) + g_f$$

leaving us with

$$\ln \frac{P_v}{P_g} = v_f (P - P_g) / RT = \frac{0.001002 (100 - 2.339)}{0.4615 \times 293.15} = 0.000723$$

$$P_v = P_g \exp(0.000723) = \mathbf{2.3407 \text{ kPa}}.$$

This is only a minute amount above the saturation pressure. For the moist air applications in Chapter 12 we neglected such differences and assumed the partial water vapor pressure at equilibrium (100% relative humidity) is P_g . The pressure has to be much higher for this to be a significant difference.

15.24

Using the same assumptions as those in developing Eq. d in Example 15.1, develop an expression for pressure at the bottom of a deep column of liquid in terms of the isothermal compressibility, β_T . For liquid water at 20°C, $\beta_T = 0.0005$ [1/MPa]. Use the result of the first question to estimate the pressure in the Pacific ocean at the depth of 3 km.

$$d g_T = v^\circ (1 - \beta_T P) dP_T \qquad d g_T + g dz = 0$$

$$v^\circ (1 - \beta_T P) dP_T + g dz = 0 \quad \text{and integrate} \quad \int v^\circ (1 - \beta_T P) dP_T = -g \int dz$$

$$\int_{P_0}^P (1 - \beta_T P) dP_T = + \frac{g}{v^\circ} \int_0^H dz \quad \Rightarrow \quad P - P_0 - \beta_T \frac{1}{2} [P^2 - P_0^2] = \frac{g}{v^\circ} H$$

$$P \left(1 - \frac{1}{2} \beta_T P\right) = P_0 - \frac{1}{2} \beta_T P_0^2 + \frac{g}{v^\circ} H$$

$$v^\circ = v_{f,20^\circ\text{C}} = 0.001002; \quad H = 3000 \text{ m}, \quad g = 9.80665 \text{ m/s}^2; \quad \beta_T = 0.0005 \text{ 1/MPa}$$

$$P \left(1 - \frac{1}{2} \times 0.0005 P\right) = 0.101 - \frac{1}{2} \times 0.0005 \times 0.101^2$$

$$+ [9.80665 \times 3000 / 0.001002] \times 10^{-6}$$

$$= 29.462 \text{ MPa, which is close to } P$$

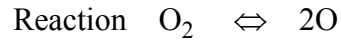
Solve by iteration or solve the quadratic equation

$$P = \mathbf{29.682 \text{ MPa}}$$

Chemical Equilibrium, Equilibrium Constant

15.25

Calculate the equilibrium constant for the reaction $\text{O}_2 \Leftrightarrow 2\text{O}$ at temperatures of 298 K and 6000 K. Verify the result with Table A.11.



At 25 °C (298.15 K):

$$\Delta H^0 = 2\bar{h}_{\text{fO}}^0 - 1\bar{h}_{\text{fO}_2}^0 = 2(249\,170) - 1(0) = 498\,340 \text{ kJ/kmol}$$

$$\Delta S^0 = 2\bar{s}_{\text{O}}^0 - 1\bar{s}_{\text{O}_2}^0 = 2(161.059) - 1(205.148) = 116.97 \text{ kJ/kmol K}$$

$$\Delta G^0 = \Delta H^0 - T\Delta S^0 = 498\,340 - 298.15 \times 116.97 = 463\,465 \text{ kJ/kmol}$$

$$\ln K = -\frac{\Delta G^0}{RT} = -\frac{463\,465}{8.3145 \times 298.15} = \mathbf{-186.961}$$

At 6000 K:

$$\Delta H^0 = 2(249\,170 + 121\,264) - (0 + 224\,210) = 516\,658 \text{ kJ/kmol}$$

$$\Delta S^0 = 2(224.597) - 1(313.457) = 135.737 \text{ kJ/kmol K}$$

$$\Delta G^0 = 516\,658 - 6000 \times 135.737 = -297\,764 \text{ kJ/kmol}$$

$$\ln K = \frac{+297\,764}{8.3145 \times 6000} = \mathbf{+5.969}$$

15.26

For the dissociation of oxygen, $O_2 \rightleftharpoons 2O$, around 2000 K we want a mathematical expression for the equilibrium constant $K(T)$. Assume constant heat capacity, at 2000 K, for O_2 and O from Table A.9 and develop the expression from Eqs. 15.12 and 15.15.

From Eq. 15.15 the equilibrium constant is

$$K = \exp\left(-\frac{\Delta G^0}{RT}\right); \quad \Delta G^0 = \Delta H^0 - T \Delta S^0$$

and the shift is

$$\Delta G^0 = 2 \bar{h}_O - \bar{h}_{O_2} - T(2\bar{s}_O^0 - \bar{s}_{O_2}^0)$$

Substitute the first order approximation to the functions \bar{h} and \bar{s}^0 as

$$\bar{h} = \bar{h}_{2000\text{ K}} + \bar{C}_p (T - 2000); \quad \bar{s}^0 = \bar{s}_{2000\text{ K}}^0 + \bar{C}_p \ln \frac{T}{2000}$$

The properties are from Table A.9 and $\bar{R} = 8.3145 \text{ kJ/kmol K}$

Oxygen O_2 : $\bar{h}_{2000\text{ K}} = 59\,176 \text{ kJ/kmol}$, $\bar{s}_{2000\text{ K}}^0 = 268.748 \text{ kJ/kmol K}$

$$\bar{C}_p = \frac{\bar{h}_{2200\text{ K}} - \bar{h}_{1800\text{ K}}}{2200 - 1800} = \frac{66\,770 - 51\,674}{400} = 37.74 \text{ kJ/kmol K}$$

Oxygen O : $\bar{h}_{2000\text{ K}} = 35\,713 + 249\,170 = 284\,883 \text{ kJ/kmol}$,

$$\bar{s}_{2000\text{ K}}^0 = 201.247 \text{ kJ/kmol K}$$

$$\bar{C}_p = \frac{\bar{h}_{2200\text{ K}} - \bar{h}_{1800\text{ K}}}{2200 - 1800} = \frac{39\,878 - 31\,547}{400} = 20.8275 \text{ kJ/kmol K}$$

Substitute and collect terms

$$\frac{\Delta G^0}{RT} = \frac{\Delta H^0}{RT} - \frac{\Delta S^0}{R} = \frac{\Delta H_{2000}^0}{RT} + \frac{\Delta \bar{C}_p 2000}{R} \left[\frac{T - 2000}{T} - \ln \frac{T}{2000} \right] - \frac{\Delta S_{2000}^0}{R}$$

Now we have

$$\Delta H_{2000}^0/\bar{R} = (2 \times 284\,883 - 59\,176)/8.3145 = 61\,409.6 \text{ K}$$

$$\Delta \bar{C}_p 2000/\bar{R} = (2 \times 20.8275 - 37.74)/8.3145 = 0.470864$$

$$\Delta S_{2000}^0/\bar{R} = (2 \times 201.247 - 268.748)/8.3145 = 16.08587$$

so we get

$$\begin{aligned}\frac{\Delta G^0}{\bar{R}T} &= \frac{61\,409.6}{T} + 0.470864 \left[\frac{T-2000}{T} - \ln \frac{T}{2000} \right] - 16.08587 \\ &= \frac{60\,467.9}{T} - 15.615 - 0.470864 \ln \frac{T}{2000}\end{aligned}$$

Now the equilibrium constant $K(T)$ is approximated as

$$K(T) = \exp \left[15.615 - \frac{60\,467.9}{T} + 0.470864 \ln \frac{T}{2000} \right]$$

Remark: We could have chosen to expand the function $\Delta G^0 / \bar{R}T$ as a linear expression instead or even expand the whole $\exp(-\Delta G^0 / \bar{R}T)$ in a linear function.

15.27

Calculate the equilibrium constant for the reaction $\text{H}_2 \Leftrightarrow 2\text{H}$ at a temperature of 2000 K, using properties from Table A.9. Compare the result with the value listed in Table A.11.

From Table A.9 at 2000 K we find:

$$\Delta \bar{h}_{\text{H}_2} = 52\,942 \text{ kJ/kmol}; \quad \bar{s}_{\text{H}_2} = 188.419 \text{ kJ/kmol K}; \quad \bar{h}_f^{\circ} = 0$$

$$\Delta \bar{h}_{\text{H}} = 35\,375 \text{ kJ/kmol}; \quad \bar{s}_{\text{H}} = 154.279 \text{ kJ/kmol K}; \quad \bar{h}_f^{\circ} = 217\,999 \text{ kJ/kmol}$$

$$\begin{aligned} \Delta G^0 &= \Delta H - T\Delta S = H_{\text{RHS}} - H_{\text{LHS}} - T(S_{\text{RHS}}^0 - S_{\text{LHS}}^0) \\ &= 2 \times (35\,375 + 217\,999) - 52\,943 - 2000(2 \times 154.279 - 182.419) \\ &= 213\,528 \text{ kJ/kmol} \end{aligned}$$

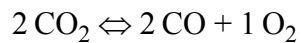
$$\ln K = -\Delta G^0 / \bar{R}T = -213\,528 / (8.3145 \times 2000) = -12.8407$$

Table A.11 $\ln K = -12.841$ OK

15.28

Plot to scale the values of $\ln K$ versus $1/T$ for the reaction $2 \text{CO}_2 \Leftrightarrow 2 \text{CO} + \text{O}_2$.

Write an equation for $\ln K$ as a function of temperature.



T(K)	$10^4 \times \frac{1}{T}$	$\ln K$	T(K)	$10^4 \times \frac{1}{T}$	$\ln K$
2000	5.000	-13.266	4000	2.500	3.204
2400	4.167	-7.715	4500	2.222	4.985
2800	3.571	-3.781	5000	2.000	6.397
3200	3.125	-0.853	5500	1.818	7.542
3600	2.778	1.408	6000	1.667	8.488

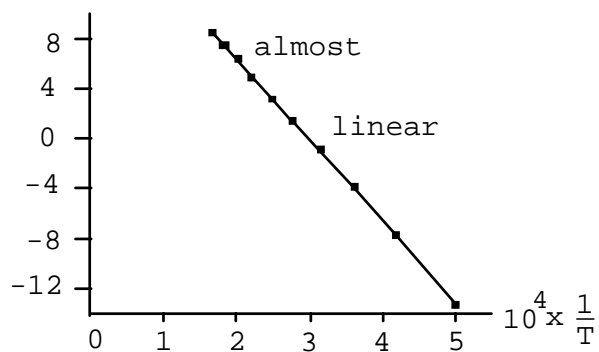
For the range
below ~ 5000 K,

$$\ln K \approx A + B/T$$

Using values at
2000 K & 5000 K

$$A = 19.5056$$

$$B = -65\,543 \text{ K}$$



15.29

Calculate the equilibrium constant for the reaction: $2\text{CO}_2 \Leftrightarrow 2\text{CO} + \text{O}_2$ at 3000 K using values from Table A.9 and compare the result to Table A.11.

From Table A.9 we get:

	kJ/kmol	kJ/kmol	kJ/kmol K
$\Delta \bar{h}_{\text{CO}} =$	93 504	$\bar{h}_{\text{f CO}}^{\circ} =$ -110 527	$\bar{s}_{\text{CO}} =$ 273.607
$\Delta \bar{h}_{\text{CO}_2} =$	152 853	$\bar{h}_{\text{f CO}_2}^{\circ} =$ -393 522	$\bar{s}_{\text{CO}_2} =$ 334.17
$\Delta \bar{h}_{\text{O}_2} =$	98 013	$\bar{h}_{\text{f O}_2}^{\circ} =$ 0	$\bar{s}_{\text{O}_2} =$ 284.466

$$\begin{aligned} \Delta G^0 &= \Delta H - T\Delta S = 2 \bar{h}_{\text{CO}} + \bar{h}_{\text{O}_2} - 2 \bar{h}_{\text{CO}_2} - T(2\bar{s}_{\text{CO}} + \bar{s}_{\text{O}_2} - 2\bar{s}_{\text{CO}_2}) \\ &= 2(93\,504 - 110\,527) + 98\,013 + 0 - 2(152\,853 - 393\,522) \\ &\quad - 3000(2 \times 273.607 + 284.466 - 2 \times 334.17) = 55\,285 \text{ kJ/kmol} \end{aligned}$$

$$\ln K = -\Delta G^0 / \bar{R}T = -55\,285 / (8.31451 \times 3000) = -2.2164$$

Table A.11 $\ln K = -2.217$ OK

15.30

Consider the dissociation of oxygen, $O_2 \leftrightarrow 2 O$, starting with 1 kmol oxygen at 298 K and heating it at constant pressure 100 kPa. At which temperature will we reach a concentration of monatomic oxygen of 10%?

Look at initially 1 mol Oxygen and shift reaction with x



Initial	1	0	
Change	-x	2x	
Equil.	1-x	2x	$n_{\text{tot}} = 1 - x + 2x = 1 + x$

$$y_O = \frac{2x}{1+x} = 0.1 \Rightarrow x = 0.1/(2 - 0.1) = 0.0526, \quad y_{O_2} = 0.9$$

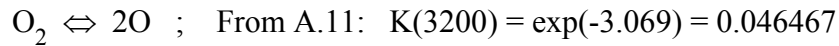
$$K = \frac{y_O^2}{y_{O_2}} \left(\frac{P}{P_o}\right)^{2-1} = \frac{0.1^2}{0.9} \cdot 1 = 0.01111 \Rightarrow \ln K = -4.4998$$

Now look in Table A.11: $T = \mathbf{2980 \text{ K}}$

15.31

Pure oxygen is heated from 25°C to 3200 K in an steady flow process at a constant pressure of 200 kPa. Find the exit composition and the heat transfer.

The only reaction will be the dissociation of the oxygen



Look at initially 1 mol Oxygen and shift reaction with x

$$n_{\text{O}_2} = 1 - x; \quad n_{\text{O}} = 2x; \quad n_{\text{tot}} = 1 + x; \quad y_i = n_i/n_{\text{tot}}$$

$$K = \frac{y_{\text{O}}^2}{y_{\text{O}_2}} \left(\frac{P}{P_0}\right)^{2-1} = \frac{4x^2}{(1+x)^2} \frac{1+x}{1-x} = \frac{8x^2}{1-x^2}$$

$$x^2 = \frac{K/8}{1 + K/8} \Rightarrow x = 0.07599; \quad y_{\text{O}_2} = 0.859; \quad y_{\text{O}} = 0.141$$

$$\bar{q} = n_{\text{O}_2\text{ex}} \bar{h}_{\text{O}_2\text{ex}} + n_{\text{Oex}} \bar{h}_{\text{Oex}} - \bar{h}_{\text{O}_2\text{in}} = (1+x)(y_{\text{O}_2} \bar{h}_{\text{O}_2} + y_{\text{O}} \bar{h}_{\text{O}}) - 0$$

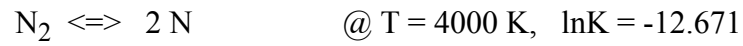
$$\bar{h}_{\text{O}_2} = 106\,022 \text{ kJ/kmol}; \quad \bar{h}_{\text{O}} = 249\,170 + 60\,767 = 309\,937 \text{ kJ/kmol}$$

$$\Rightarrow \bar{q} = 145\,015 \text{ kJ/kmol O}_2$$

$$q = \bar{q}/32 = 4532 \text{ kJ/kg} \quad (= 3316.5 \text{ if no reaction})$$

15.32

Nitrogen gas, N_2 , is heated to 4000 K, 10 kPa. What fraction of the N_2 is dissociated to N at this state?



Initial	1	0	$K = 3.14 \times 10^{-6}$
Change	-x	2x	
Equil.	1-x	2x	$n_{\text{tot}} = 1 - x + 2x = 1 + x$

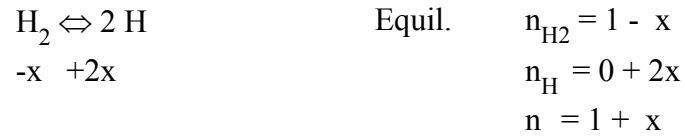
$$y_{N_2} = \frac{1-x}{1+x}, \quad y_N = \frac{2x}{1+x}$$

$$K = \frac{y_N^2}{y_{N_2}} \left(\frac{P}{P_0} \right)^{2-1}; \Rightarrow 3.14 \times 10^{-6} = \frac{4x^2}{1-x^2} \left(\frac{10}{100} \right) \Rightarrow x = 0.0028$$

$$y_{N_2} = \frac{1-x}{1+x} = \mathbf{0.9944}, \quad y_N = \frac{2x}{1+x} = \mathbf{0.0056}$$

15.33

Hydrogen gas is heated from room temperature to 4000 K, 500 kPa, at which state the diatomic species has partially dissociated to the monatomic form. Determine the equilibrium composition at this state.



$$K = \frac{(2x)^2}{(1-x)(1+x)} \left(\frac{P}{p^0}\right)^{2-1} \quad \text{at 4000 K: } \ln K = 0.934 \Rightarrow K = 2.545$$

$$\frac{2.545}{4 \times (500/100)} = 0.12725 = \frac{x^2}{1-x^2} \quad \text{Solving, } x = 0.3360$$

$$n_{\text{H}_2} = 0.664, \quad n_{\text{H}} = 0.672, \quad n_{\text{tot}} = 1.336$$

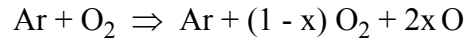
$$y_{\text{H}_2} = 0.497, \quad y_{\text{H}} = 0.503$$

15.34

One kilomole Ar and one kilomole O₂ are heated up at a constant pressure of 100 kPa to 3200 K, where it comes to equilibrium. Find the final mole fractions for Ar, O₂, and O.

The only equilibrium reaction listed in the book is dissociation of O₂.

So assuming that we find in Table A.10: $\ln(K) = -3.072$



The atom balance already shown in above equation can also be done as

Species	Ar	O ₂	O
Start	1	1	0
Change	0	-x	2x
Total	1	1-x	2x

The total number of moles is $n_{\text{tot}} = 1 + 1 - x + 2x = 2 + x$ so

$$y_{\text{Ar}} = 1/(2 + x); \quad y_{\text{O}_2} = 1 - x/(2 + x); \quad y_{\text{O}} = 2x/(2 + x)$$

and the definition of the equilibrium constant ($P_{\text{tot}} = P_o$) becomes

$$K = e^{-3.072} = 0.04633 = \frac{y_{\text{O}}^2}{y_{\text{O}_2}} = \frac{4x^2}{(2 + x)(1 - x)}$$

The equation to solve becomes from the last expression

$$(K + 4)x^2 + Kx - 2K = 0$$

If that is solved we get

$$x = -0.0057 \pm 0.1514 = 0.1457; \quad x \text{ must be positive}$$

$$y_{\text{O}} = 0.1358; \quad y_{\text{O}_2} = 0.3981; \quad y_{\text{Ar}} = 0.4661$$

15.35

Consider the reaction $2 \text{CO}_2 \Leftrightarrow 2 \text{CO} + \text{O}_2$ obtained after heating 1 kmol CO_2 to 3000 K. Find the equilibrium constant from the shift in Gibbs function and verify its value with the entry in Table A.11. What is the mole fraction of CO at 3000 K, 100 kPa?

From Table A.9 we get:

$$\Delta \bar{h}_{\text{CO}} = 93\,504 \quad \bar{h}_{\text{f CO}}^0 = -110\,527 \quad \bar{s}_{\text{CO}} = 273.607$$

$$\Delta \bar{h}_{\text{CO}_2} = 152\,853 \quad \bar{h}_{\text{f CO}_2}^0 = -393\,522 \quad \bar{s}_{\text{CO}_2} = 334.17$$

$$\Delta \bar{h}_{\text{O}_2} = 98\,013 \quad \bar{s}_{\text{O}_2} = 284.466$$

$$\begin{aligned} \Delta G^0 &= \Delta H - T\Delta S = 2 H_{\text{CO}} + H_{\text{O}_2} - 2 H_{\text{CO}_2} - T(2\bar{s}_{\text{CO}} + \bar{s}_{\text{O}_2} - 2\bar{s}_{\text{CO}_2}) \\ &= 2(93\,504 - 110\,527) + 98\,013 + 0 - 2(152\,853 - 393\,522) \\ &\quad - 3000(2 \times 273.607 + 284.466 - 2 \times 334.17) = 55\,285 \end{aligned}$$

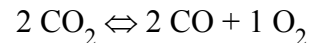
$$\ln K = -\Delta G^0 / \bar{R}T = -55\,285 / (8.31451 \times 3000) = -2.2164$$

Table A.11 $\ln K = -2.217$ OK

At 3000 K,

$$\ln K = -2.217$$

$$K = 0.108935$$



Initial	1	0	0
Change	-2z	+2z	+z
Equil.	1-2z	2z	z

We have $P = P^0 = 0.1$ MPa, and $n_{\text{tot}} = 1 + z$, so from Eq.15.29

$$K = \frac{y_{\text{CO}}^2 y_{\text{O}_2}}{y_{\text{CO}_2}^2} \left(\frac{P}{P^0} \right) = \left(\frac{2z}{1-2z} \right)^2 \left(\frac{z}{1+z} \right) (1) = 0.108935 ;$$

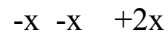
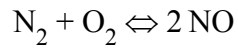
$$4z^3 = 0.108935 (1-2z)^2 (1+z) \Rightarrow z = 0.22$$

$$y_{\text{CO}} = 2z / (1+z) = \mathbf{0.36}$$

15.36

Air (assumed to be 79% nitrogen and 21% oxygen) is heated in a steady state process at a constant pressure of 100 kPa, and some NO is formed. At what temperature will the mole fraction of N.O be 0.001?

0.79 N₂ + 0.21 O₂ heated at 100 kPa, forms NO



$$n_{\text{N}_2} = 0.79 - x$$

$$n_{\text{O}_2} = 0.21 - x$$

$$n_{\text{NO}} = 0 + 2x$$

$$n_{\text{tot}} = 1.0$$

$$\text{At exit, } y_{\text{NO}} = 0.001 = \frac{2x}{1.0} \Rightarrow x = 0.0005$$

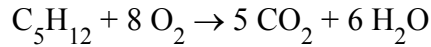
$$\Rightarrow n_{\text{N}_2} = 0.7895, n_{\text{O}_2} = 0.2095$$

$$K = \frac{y_{\text{NO}}^2}{y_{\text{N}_2} y_{\text{O}_2}} \left(\frac{P}{P^0} \right)^0 = \frac{10^{-6}}{0.7895 \times 0.2095} = 6.046 \times 10^{-6} \quad \text{or } \ln K = -12.016$$

From Table A.10, $T = 1444 \text{ K}$

15.37

The combustion products from burning pentane, C_5H_{12} , with pure oxygen in a stoichiometric ratio exists at 2400 K, 100 kPa. Consider the dissociation of only CO_2 and find the equilibrium mole fraction of CO.



At 2400K,	$2 CO_2 \Leftrightarrow 2 CO + 1 O_2$			
$\ln K = -7.715$	Initial	5	0	0
$K = 4.461 \times 10^{-4}$	<u>Change</u>	<u>-2z</u>	<u>+2z</u>	<u>+z</u>
	Equil.	5-2z	2z	z

Assuming $P = P^0 = 0.1 \text{ MPa}$, and $n_{\text{tot}} = 5 + z + 6 = 11 + z$

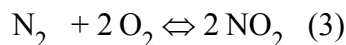
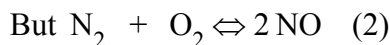
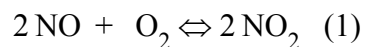
$$K = \frac{y_{CO}^2 y_{O_2}}{y_{CO_2}^2} \left(\frac{P}{P^0}\right) = \left(\frac{2z}{5-2z}\right)^2 \left(\frac{z}{11+z}\right) (1) = 4.461 \times 10^{-4};$$

Trial & Error (compute LHS for various values of z): $z = 0.291$

$$n_{CO_2} = 4.418; \quad n_{CO} = 0.582; \quad n_{O_2} = 0.291 \quad \Rightarrow \quad y_{CO} = \mathbf{0.0515}$$

15.38

Find the equilibrium constant for the reaction $2\text{NO} + \text{O}_2 \Leftrightarrow 2\text{NO}_2$ from the elementary reactions in Table A.11 to answer which of the nitrogen oxides, NO or NO_2 , is the more stable at ambient conditions? What about at 2000 K?



Reaction 1 = Reaction 3 - Reaction 2

$$\Rightarrow \Delta G_1^0 = \Delta G_3^0 - \Delta G_2^0 \Rightarrow \ln K_1 = \ln K_3 - \ln K_2$$

$$\text{At } 25^\circ\text{C, from Table A.10: } \ln K_1 = -41.355 - (-69.868) = +28.513$$

$$\text{or } K_1 = 2.416 \times 10^{12}$$

an extremely large number, which means reaction 1 tends to go very strongly from left to right.

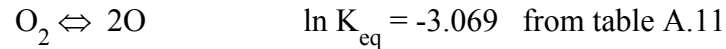
$$\text{At } 2000 \text{ K: } \ln K_1 = -19.136 - (-7.825) = -11.311 \quad \text{or } K_1 = 1.224 \times 10^{-5}$$

meaning that reaction 1 tends to go quite strongly from right to left.

15.39

Pure oxygen is heated from 25°C, 100 kPa to 3200 K in a constant volume container. Find the final pressure, composition, and the heat transfer.

As oxygen is heated it dissociates



$$\text{C. V. Heater: } U_2 - U_1 = {}_1Q_2 = H_2 - H_1 - P_2v + P_1v$$

$$\text{Per mole O}_2: \quad {}_1\bar{q}_2 = \bar{h}_2 - \bar{h}_1 + \bar{R}[T_1 - (n_2/n_1)T_2]$$

Shift x in reaction 1 to have final composition: $(1 - x)\text{O}_2 + 2x\text{O}$

$$n_1 = 1 \quad n_2 = 1 - x + 2x = 1 + x$$

$$y_{\text{O}_2} = (1 - x)/(1 + x); \quad y_{\text{O}} = 2x/(1 + x)$$

$$\text{Ideal gas and } V_2 = V_1 \Rightarrow P_2 = P_1 n_2 T_2 / n_1 T_1 \Rightarrow P_2 / P_o = (1 + x) T_2 / T_1$$

Substitute the molefractions and the pressure into the equilibrium equation

$$K_{\text{eq}} = e^{-3.069} = \frac{y_{\text{O}}^2}{y_{\text{O}_2}} \left(\frac{P_2}{P_o} \right) = \left(\frac{2x}{1+x} \right)^2 \left(\frac{1+x}{1-x} \right) \left(\frac{1+x}{1} \right) \left(\frac{T_2}{T_1} \right)$$

$$\Rightarrow \frac{4x^2}{1-x} = \frac{T_1}{T_2} e^{-3.069} = 0.00433 \Rightarrow x = 0.0324$$

The final pressure is then

$$P_2 = P_o (1 + x) \frac{T_2}{T_1} = 100 (1 + 0.0324) \times \frac{3200}{298.2} = \mathbf{1108 \text{ kPa}}$$

$$(n_{\text{O}_2})_2 = 0.9676, \quad (n_{\text{O}})_2 = 0.0648, \quad n_2 = 1.0324$$

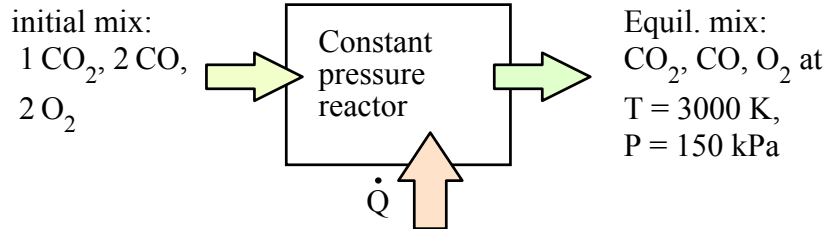
$${}_1\bar{q}_2 = 0.9676 \times 106022 + 0.0648 (249170 + 60767) - 0$$

$$+ 8.3145 (298.15 - 1.0324 \times 3200) = \mathbf{97681 \text{ kJ/kmolO}_2}$$

$$y_{\text{O}_2} = \frac{0.9676}{1.0324} = \mathbf{0.937}; \quad y_{\text{O}} = \frac{0.0648}{1.0324} = \mathbf{0.0628}$$

15.40

A mixture of 1 kmol carbon dioxide, 2 kmol carbon monoxide, and 2 kmol oxygen, at 25°C, 150 kPa, is heated in a constant pressure steady state process to 3000 K. Assuming that only these same substances are present in the exiting chemical equilibrium mixture, determine the composition of that mixture.



Reaction	2CO_2	\Leftrightarrow	2CO	+	O_2
initial	1		2		2
change	-2x		+2x		+x
equil.	(1-2x)		(2+2x)		(2+x)

From A.10 at 3000 K: $K = \exp(-2.217) = 0.108935$

For each $n > 0 \Rightarrow -1 < x < +\frac{1}{2}$

$$K = \frac{y_{\text{CO}} y_{\text{O}_2}}{y_{\text{CO}_2}} \left(\frac{P}{P^0}\right)^1 = 4 \left(\frac{1+x}{1-2x}\right)^2 \left(\frac{2+x}{5+x}\right) \left(\frac{150}{100}\right)$$

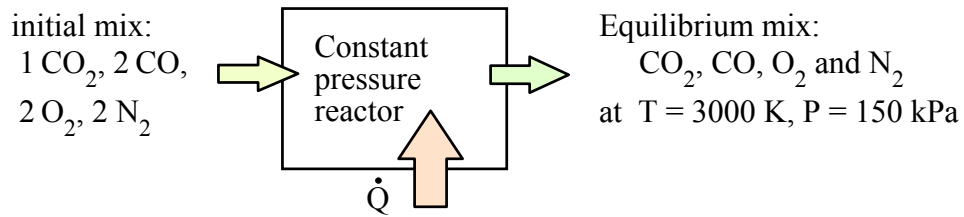
or $\left(\frac{1+x}{1-2x}\right)^2 \left(\frac{2+x}{5+x}\right) = 0.018156$, Trial & error: $x = -0.521$

$$\left. \begin{array}{l} n_{\text{CO}_2} = 2.042 \\ n_{\text{CO}} = 0.958 \end{array} \right\} \left. \begin{array}{l} n_{\text{O}_2} = 1.479 \\ n_{\text{TOT}} = 4.479 \end{array} \right\} \begin{cases} y_{\text{CO}_2} = 0.4559 \\ y_{\text{CO}} = 0.2139 \\ y_{\text{O}_2} = 0.3302 \end{cases}$$

15.41

Repeat the previous problem for an initial mixture that also includes 2 kmol of nitrogen, which does not dissociate during the process.

This problem has a dilution of the reactant with nitrogen.



Reaction	2 CO ₂	⇌	2 CO	+	O ₂
initial	1		2		2
change	-2x		+2x		+x
equil.	(1-2x)		(2+2x)		(2+x)

From A.10 at 3000 K: $K = \exp(-2.217) = 0.108935$

For each $n > 0 \Rightarrow -1 < x < +\frac{1}{2}$

Equilibrium: $n_{\text{CO}_2} = (1 - 2x)$, $n_{\text{CO}} = (2 + 2x)$, $n_{\text{O}_2} = (2 + x)$,
 $n_{\text{N}_2} = 2$ so then $n_{\text{tot}} = 7 + x$

$$K = \frac{y_{\text{CO}}^2 y_{\text{O}_2}}{y_{\text{CO}_2}^2} \left(\frac{P}{P^0}\right)^1 = 4 \left(\frac{1+x}{1-2x}\right)^2 \left(\frac{2+x}{7+x}\right) \left(\frac{150}{100}\right)$$

or $\left(\frac{1+x}{1-2x}\right)^2 \left(\frac{2+x}{7+x}\right) = 0.018167$ Trial & error: $x = -0.464$

$$\left. \begin{array}{l} n_{\text{CO}_2} = 1.928 \\ n_{\text{CO}} = 1.072 \end{array} \right\} \left. \begin{array}{l} n_{\text{O}_2} = 1.536 \\ n_{\text{N}_2} = 2.0 \\ n_{\text{TOT}} = 6.536 \end{array} \right\} \left\{ \begin{array}{l} y_{\text{CO}_2} = 0.295 \\ y_{\text{CO}} = 0.164 \end{array} \right. \left. \begin{array}{l} y_{\text{O}_2} = 0.235 \\ y_{\text{N}_2} = 0.306 \end{array} \right.$$

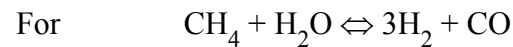
15.42

One approach to using hydrocarbon fuels in a fuel cell is to “reform” the hydrocarbon to obtain hydrogen, which is then fed to the fuel cell. As a part of the analysis of such a procedure, consider the reforming section and determine the equilibrium constant for this reaction at a temperature of 800 K.

For CH_4 , use C_{p0} at ave. temp., 550 K. Table A.6, $\bar{C}_{p0} = 49.316 \text{ kJ/kmol K}$

$$\text{a) } \bar{h}_{800 \text{ K}}^0 = \bar{h}_f^0 + \bar{C}_{p0} \Delta T = -74\,873 + 49.316(800-298.2) = -50\,126 \text{ kJ/kmol}$$

$$\bar{s}_{800 \text{ K}}^0 = 186.251 + 49.316 \ln \frac{800}{298.2} = 234.918 \text{ kJ/kmol K}$$



$$\begin{aligned} \Delta H_{800 \text{ K}}^0 &= 3(0+14\,681) + 1(-110\,527+15\,174) - 1(-50\,126) \\ &\quad - 1(-241\,826+18\,002) = +222\,640 \text{ kJ/kmol} \end{aligned}$$

$$\begin{aligned} \Delta S_{800 \text{ K}}^0 &= 3(159.554) + 1(227.277) - 1(234.918) - 1(223.826) \\ &= +247.195 \text{ kJ/kmol K} \end{aligned}$$


$$\Delta G^0 = \Delta H^0 - T\Delta S^0 = 222\,640 - 800(247.195) = +24\,884 \text{ kJ/kmol}$$

$$\ln K = -\frac{\Delta G^0}{RT} = \frac{-24\,884}{8.3145 \times 800} = -3.7411 \quad \Rightarrow \quad K = \mathbf{0.0237}$$

15.43

Consider combustion of methane with pure oxygen forming carbon dioxide and water as the products. Find the equilibrium constant for the reaction at 1000 K. Use an average heat capacity of $C_p = 52 \text{ kJ/kmol K}$ for the fuel and Table A.9 for the other components.

For the reaction equation,



At 1000 K

$$\begin{aligned} \Delta H_{1000 \text{ K}}^0 &= 1(-393\,522 + 33\,397) + 2(-241\,826 + 26\,000) \\ &\quad - 1[-74\,873 + 52(1000 - 298.2)] - 2(0 + 22\,703) \\ &= -798\,804 \text{ kJ/kmol} \end{aligned}$$

$$\begin{aligned} \Delta S_{1000 \text{ K}}^0 &= 1 \times 269.299 + 2 \times 232.739 - 1(186.251 + \ln \frac{1000}{298.2}) - 2 \times 243.579 \\ &= 487.158 \text{ kJ/kmol K} \end{aligned}$$

$$\begin{aligned} \Delta G_{1000 \text{ K}}^0 &= \Delta H_{1000 \text{ K}}^0 - T \Delta S_{1000 \text{ K}}^0 \\ &= -798\,804 - 1000 \times 487.158 = -1\,285\,962 \text{ kJ/kmol} \end{aligned}$$

$$\ln K = -\frac{\Delta G^0}{RT} = \frac{+1\,285\,962}{8.3145 \times 1000} = +154.665, \quad \mathbf{K = 1.4796 E 67}$$

This means the reaction is shifted totally to the right.

15.44

Find the equilibrium constant for the reaction: $2\text{NO} + \text{O}_2 \rightleftharpoons 2\text{NO}_2$ from the elementary reaction in Table A.11 to answer these two questions. Which of the nitrogen oxides NO or NO_2 is the more stable at 25°C , 100 kPa? At what T do we have an equal amount of each?

The elementary reactions are the last two ones in Table A.11:



Actual reaction is : $c = b - a \Rightarrow \ln(K_c) = \ln(K_b) - \ln(K_a)$

At 25°C (approx. 300 K) Table A.11: $\ln(K_a) = -69.868$; $\ln(K_b) = -41.355$

so now:

$$\ln(K_c) = -41.355 + 69.868 = 28.5 \Rightarrow K_c = 2.4 \times 10^{12}$$

meaning reaction is pushed completely to the right and **NO_2 is the stable** compound. Assume we start at room T with 1 kmol NO_2 : then

	NO	O_2	NO_2	TOT
start	0	0	1	
change	2x	x	-2x	
Final	2x	x	1-2x	1+x

Equal amount of each

$$y(\text{NO}) = \frac{2x}{1+x} = y(\text{NO}_2) = \frac{1-2x}{1+x} \Rightarrow x = 0.25$$

$$K(T) = \frac{(1-2x)^2}{4x^3} = \frac{0.5^2}{4 \times 0.25^3} = 4 \Rightarrow \ln(K) = 1.386$$

We quickly see

$$\ln(K) \text{ at } 500 \text{ K} = -30.725 + 40.449 = 9.724$$

$$\ln(K) \text{ at } 1000 \text{ K} = -23.039 + 18.709 = -4.33$$

$$\text{Linear interpolation } T = 500 + 0.406 \times 500 = \mathbf{703 \text{ K}}$$

15.45

The equilibrium reaction as: $\text{CH}_4 \Leftrightarrow \text{C} + 2\text{H}_2$. has $\ln K = -0.3362$ at 800 K and $\ln K = -4.607$ at 600 K. By noting the relation of K to temperature show how you would interpolate $\ln K$ in $(1/T)$ to find K at 700 K and compare that to a linear interpolation.

$$\text{A.11:} \quad \ln K = -0.3362 \text{ at } 800\text{K} \qquad \ln K = -4.607 \text{ at } 600\text{K}$$

$$\begin{aligned} \ln K_{700} &= \ln K_{800} + \frac{\frac{1}{700} - \frac{1}{800}}{\frac{1}{600} - \frac{1}{800}} \times (-4.607 + 0.3362) \\ &= -0.3362 + \frac{\frac{800}{700} - 1}{\frac{800}{600} - 1} \times (-4.2708) = -2.1665 \end{aligned}$$

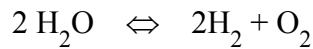
Linear interpolation:

$$\begin{aligned} \ln K_{700} &= \ln K_{600} + \frac{700 - 600}{800 - 600} (\ln K_{800} - \ln K_{600}) \\ &= -4.607 + \frac{1}{2} (-0.3362 + 4.607) = \mathbf{-2.4716} \end{aligned}$$

15.46

Water from the combustion of hydrogen and pure oxygen is at 3800 K and 50 kPa. Assume we only have H_2O , O_2 and H_2 as gases find the equilibrium composition.

With only the given components we have the reaction



which at 3800 K has an equilibrium constant from A.11 as $\ln K = -1.906$

Assume we start with 2 kmol water and let it dissociate x to the left then

Species	H_2O	H_2	O_2	
Initial	2	0	0	
Change	-2x	2x	x	
Final	2 - 2x	2x	x	Tot: 2 + x

Then we have

$$K = \exp(-1.906) = \frac{y_{\text{H}_2}^2 y_{\text{O}_2}}{y_{\text{H}_2\text{O}}^2} \left(\frac{P}{P^0}\right)^{2+1-2} = \frac{\left(\frac{2x}{2+x}\right)^2 \frac{x}{2+x}}{\left(\frac{2-2x}{2+x}\right)^2} \frac{50}{100}$$

which reduces to

$$0.148674 = \frac{1}{(1-x)^2} \frac{4x^3}{2+x} \frac{1}{4} \frac{1}{2} \quad \text{or} \quad x^3 = 0.297348 (1-x)^2 (2+x)$$

Trial and error to solve for $x = 0.54$ then the concentrations are

$$y_{\text{H}_2\text{O}} = \frac{2-2x}{2+x} = 0.362; \quad y_{\text{O}_2} = \frac{x}{2+x} = 0.213; \quad y_{\text{H}_2} = \frac{2x}{2+x} = 0.425$$

15.47

Complete combustion of hydrogen and pure oxygen in a stoichiometric ratio at P_0 , T_0 to form water would result in a computed adiabatic flame temperature of 4990 K for a steady state setup.

- a. How should the adiabatic flame temperature be found if the equilibrium reaction $2\text{H}_2 + \text{O}_2 \leftrightarrow 2\text{H}_2\text{O}$ is considered? Disregard all other possible reactions (dissociations) and show the final equation(s) to be solved.
- b. Which other reactions should be considered and which components will be present in the final mixture?

a)	$2\text{H}_2 + \text{O}_2 \leftrightarrow 2\text{H}_2\text{O}$	Species	H_2	O_2	H_2O
	$H_P = H_R = H_P^0 + \Delta H_P = H_R^0 = 0$	Initial	2	1	0
		Shift	<u>-2x</u>	<u>-x</u>	<u>2x</u>
		Final	2-2x	1-x	2x

$$K_{\text{eq}} = \frac{y_{\text{H}_2\text{O}}^2}{y_{\text{H}_2}^2 y_{\text{O}_2}} \left(\frac{P}{P^0}\right)^{-1}, \quad n_{\text{tot}} = 2-2x + 1-x + 2x = 3-x$$

$$H_P = (2-2x)\Delta\bar{h}_{\text{H}_2} + (1-x)\Delta\bar{h}_{\text{O}_2} + 2x(\bar{h}_{\text{H}_2\text{O}}^0 + \Delta\bar{h}_{\text{H}_2\text{O}}) = 0 \quad (1)$$

$$K_{\text{eq}} = \frac{4x^2}{(3-x)^2} \frac{(3-x)^2}{(2-2x)^2} \frac{3-x}{1-x} = \frac{x^2(3-x)}{(1-x)^3} = K_{\text{eq}}(T) \quad (2)$$

$$\bar{h}_{\text{H}_2\text{O}}^0 = -241826; \quad \Delta\bar{h}_{\text{H}_2}(T), \quad \Delta\bar{h}_{\text{O}_2}(T), \quad \Delta\bar{h}_{\text{H}_2\text{O}}(T)$$

Trial and Error (solve for x, T) using Eqs. (1) and (2).

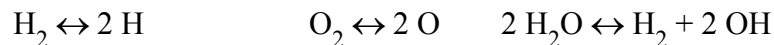
$$y_{\text{O}_2} = 0.15; \quad y_{\text{H}_2} = 0.29; \quad y_{\text{H}_2\text{O}} = 0.56]$$

- b) At 3800 K $K_{\text{eq}} = e^{1.906}$ (Reaction is times -1 of table)

$$x^2(3-x)(1-x)^{-3} = e^{1.906} = 6.726 \Rightarrow x \cong 0.5306$$

$$y_{\text{H}_2\text{O}} = \frac{2x}{3-x} = 0.43; \quad y_{\text{O}_2} = \frac{1-x}{3-x} = 0.19; \quad y_{\text{H}_2} = \frac{2-2x}{3-x} = 0.38$$

- c) Other possible reactions from table A.10



15.48

The van't Hoff equation

$$d \ln K = \frac{\Delta H^\circ}{RT^2} dT_p^\circ$$

relates the chemical equilibrium constant K to the enthalpy of reaction ΔH° . From the value of K in Table A.11 for the dissociation of hydrogen at 2000 K and the value of ΔH° calculated from Table A.9 at 2000 K use van't Hoff equation to predict the constant at 2400 K.



$$\Delta H^\circ = 2 \times (35\,375 + 217\,999) - 52\,942 = 453\,806 \text{ kJ/kmol}$$

$$\ln K_{2000} = -12.841;$$

Assume ΔH° is constant and integrate the Van't Hoff equation

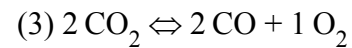
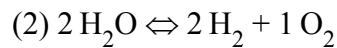
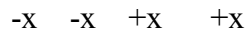
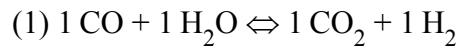
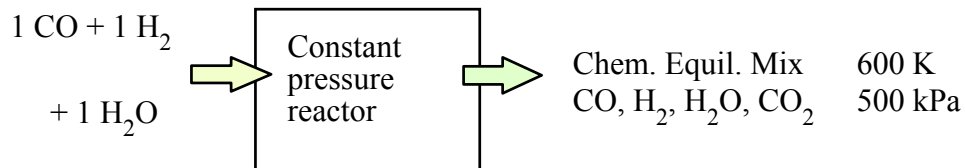
$$\ln K_{2400} - \ln K_{2000} = \int_{2000}^{2400} (\Delta H^\circ / \bar{R} T^2) dT = -\frac{\Delta H^\circ}{\bar{R}} \left(\frac{1}{T_{2400}} - \frac{1}{T_{2000}} \right)$$

$$\begin{aligned} \ln K_{2400} &= \ln K_{2000} + \Delta H^\circ \left(\frac{1}{T_{2400}} - \frac{1}{T_{2000}} \right) / \bar{R} \\ &= -12.841 + 453\,806 \left(\frac{6-5}{12000} \right) / 8.31451 = -12.841 + 4.548 \\ &= -8.293 \end{aligned}$$

Table A.11 lists -8.280 (ΔH° not exactly constant)

15.49

Gasification of char (primarily carbon) with steam following coal pyrolysis yields a gas mixture of 1 kmol CO and 1 kmol H₂. We wish to upgrade the hydrogen content of this syngas fuel mixture, so it is fed to an appropriate catalytic reactor along with 1 kmol of H₂O. Exiting the reactor is a chemical equilibrium gas mixture of CO, H₂, H₂O, and CO₂ at 600 K, 500 kPa. Determine the equilibrium composition. Note: see Example 15.4.



$$(1) = \frac{1}{2} (2) - \frac{1}{2} (3)$$

$$\ln K_1 = \frac{1}{2} [-85.79 - (-92.49)] = +3.35, \quad K_1 = 28.503$$

Equilibrium:

$$n_{\text{CO}} = 1-x, \quad n_{\text{H}_2\text{O}} = 1-x, \quad n_{\text{CO}_2} = 0+x, \quad n_{\text{H}_2} = 1+x$$

$$\sum n = 3, \quad K = \frac{y_{\text{CO}_2} y_{\text{H}_2}}{y_{\text{CO}} y_{\text{H}_2\text{O}}} \left(\frac{P}{P^0} \right)^0 = \frac{y_{\text{CO}_2} y_{\text{H}_2}}{y_{\text{CO}} y_{\text{H}_2\text{O}}}$$

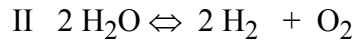

$$28.503 = \frac{x(1+x)}{(1-x)^2} \rightarrow x = 0.7794$$

	n	y	%
CO	0.2206	0.0735	7.35
H ₂ O	0.2206	0.0735	7.35
CO ₂	0.7794	0.2598	26.0
H ₂	1.7794	0.5932	59.3

15.50

Consider the water gas reaction in Example 15.4. Find the equilibrium constant at 500, 1000, 1200 and 1400 K. What can you infer from the result?

As in Example 15.4, III $\text{H}_2 + \text{CO}_2 \Leftrightarrow \text{H}_2\text{O} + \text{CO}$



Then, $\ln K_{\text{III}} = 0.5 (\ln K_{\text{I}} - \ln K_{\text{II}})$

$$\begin{aligned} \text{At 500 K, } \ln K_{\text{III}} &= 0.5 (-115.234 - (-105.385)) = -4.9245, \\ K &= 0.007266 \end{aligned}$$

$$\begin{aligned} \text{At 1000 K, } \ln K_{\text{III}} &= 0.5 (-47.052 - (-46.321)) = -0.3655, \\ K &= 0.69385 \end{aligned}$$

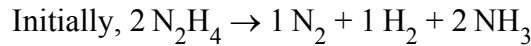
$$\begin{aligned} \text{At 1200 K, } \ln K_{\text{III}} &= 0.5 (-35.736 - (-36.363)) = +0.3135, \\ K &= 1.3682 \end{aligned}$$

$$\begin{aligned} \text{At 1400 K, } \ln K_{\text{III}} &= 0.5 (-27.679 - (-29.222)) = +0.7715, \\ K &= 2.163 \end{aligned}$$

It is seen that at lower temperature, reaction III tends to go strongly from right to left, but as the temperature increases, the reaction tends to go more strongly from left to right. If the goal of the reaction is to produce more hydrogen, then it is desirable to operate at lower temperature.

15.51

Catalytic gas generators are frequently used to decompose a liquid, providing a desired gas mixture (spacecraft control systems, fuel cell gas supply, and so forth). Consider feeding pure liquid hydrazine, N_2H_4 , to a gas generator, from which exits a gas mixture of N_2 , H_2 , and NH_3 in chemical equilibrium at $100^\circ C$, 350 kPa. Calculate the mole fractions of the species in the equilibrium mixture.



then,	N_2	+	$3 H_2$	\Leftrightarrow	$2 NH_3$	
initial	1		1		2	
change	-x		-3x		+2x	
equil.	$(1-x)$		$(1-3x)$		$(2+2x)$	$n_{TOTAL} = (4-2x)$

$$K = \frac{y_{NH_3}^2}{y_{N_2} y_{H_2}^3} \left(\frac{P}{P^0}\right)^{-2} = \frac{(2+2x)^2 (4-2x)^2}{(1-x)(1-3x)^3} \left(\frac{350}{100}\right)^{-2}$$

At $100^\circ C = 373.2 K$, for NH_3 use A.5 $\bar{C}_{P0} = 17.03 \times 2.130 = 36.276$

$$\bar{h}_{NH_3}^0 = -45\,720 + 36.276(373.2 - 298.2) = -42\,999 \text{ kJ/kmol}$$

$$\bar{s}_{NH_3}^0 = 192.572 + 36.276 \ln \frac{373.2}{298.2} = 200.71 \text{ kJ/kmol K}$$

Using A.8,

$$\Delta H_{100 C}^0 = 2(-42\,999) - 1(0+2188) - 3(0+2179) = -94\,723 \text{ kJ}$$

$$\Delta S_{100 C}^0 = 2(200.711) - 1(198.155) - 3(137.196) = -208.321 \text{ kJ/K}$$

$$\Delta G_{100 C}^0 = \Delta H^0 - T\Delta S^0 = -94\,723 - 373.2(-208.321) = -16\,978 \text{ kJ}$$

$$\ln K = -\frac{\Delta G^0}{RT} = \frac{+16\,978}{8.3145 \times 373.2} = 5.4716 \Rightarrow K = 237.84$$

Therefore,

$$\left[\frac{(1+x)(2-x)}{(1-3x)} \right]^2 \frac{1}{(1-x)(1-3x)} = \frac{237.84 \times 3.5^2}{16} = 182.096$$

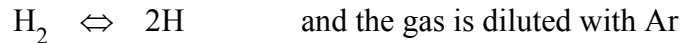
By trial and error, $x = 0.226$

$$\left. \begin{array}{l} n_{N_2} = 0.774 \quad n_{NH_3} = 2.452 \\ n_{H_2} = 0.322 \quad n_{TOT} = 3.518 \end{array} \right\} \begin{cases} y_{N_2} = 0.2181 \\ y_{H_2} = 0.0908 \\ y_{NH_3} = 0.6911 \end{cases}$$

15.52

A piston/cylinder contains 0.1 kmol hydrogen and 0.1 kmol Ar gas at 25°C, 200 kPa. It is heated up in a constant pressure process so the mole fraction of atomic hydrogen is 10%. Find the final temperature and the heat transfer needed.

When gas is heated up H₂ splits partly into H as



Component	H ₂	Ar	H	
Initial	0.1	0.1	0	
Shift	-x	0	2x	
Final	0.1-x	0.1	2x	Total = 0.2 + x

$$y_{\text{H}} = 0.1 = 2x/(0.2+x) \Rightarrow 2x = 0.02+0.1x \Rightarrow x = 0.010526$$

$$\Rightarrow n_{\text{tot}} = 0.21053$$

$$y_{\text{H}_2} = 0.425 = [(0.1-x)/(0.2+x)]; \quad y_{\text{Ar}} = 1 - \text{rest} = 0.475$$

Do the equilibrium constant:

$$K(T) = \frac{y_{\text{H}}^2}{y_{\text{H}_2}} \left(\frac{P}{P_0}\right)^{2-1} = \left(\frac{0.01}{0.425}\right) \times \left(\frac{200}{100}\right) = 0.047059$$

$$\ln(K) = -3.056 \text{ so from Table A.10 interpolate to get } T = 3110 \text{ K}$$

To do the energy eq., we look up the enthalpies in Table A.8 at 3110K

$$h_{\text{H}_2} = 92\,829.1; \quad h_{\text{H}} = 217\,999 + 58\,447.4 = 276\,446.4 (= h_f + \Delta h)$$

$$h_{\text{Ar}} = C_p(3110-298.15) = 20.7863 \times (3110-298.13) = 58\,447.9$$

(same as Δh for H)

Now get the total number of moles to get

$$n_{\text{H}} = 0.021053; \quad n_{\text{H}_2} = n_{\text{tot}} \times \frac{1-x}{2+x} = 0.08947; \quad n_{\text{Ar}} = 0.1$$

Since pressure is constant $W = P\Delta V$ and Q becomes differences in h

$$\begin{aligned} Q &= n\Delta h = 0.08947 \times 92\,829.1 - 0 + 0.021053 \times 276\,446.4 \\ &\quad - 0 + 0.1 \times 58\,447.9 \\ &= \mathbf{19\,970 \text{ kJ}} \end{aligned}$$

15.53

A tank contains 0.1 kmol hydrogen and 0.1 kmol of argon gas at 25°C, 200 kPa and the tank keeps constant volume. To what T should it be heated to have a mole fraction of atomic hydrogen, H, of 10%?

$$\text{For the reaction } \text{H}_2 \leftrightarrow 2\text{H}, \quad K = \frac{y_{\text{H}}^2}{y_{\text{H}_2}} \left(\frac{P}{P^0}\right)^{2-1}$$

Assume the dissociation shifts right with an amount x then we get

reaction	$\text{H}_2 \leftrightarrow 2\text{H}$	also,	Ar	
initial	0.1	0	0.1	
change	-x	2x	0	
equil.	0.1 - x	2x	0.1	Tot: 0.2 + x

$$y_{\text{H}} = \frac{2x}{0.2 + x} = 0.10 \quad \Rightarrow \quad x = 0.010526$$

We need to find T so K will take on the proper value, since K depends on P we need to evaluate P first.

$$P_1 V = n_1 \bar{R} T_1; \quad P_2 V = n_2 \bar{R} T_2 \quad \Rightarrow \quad P_2 = P_1 \frac{n_2 T_2}{n_1 T_1}$$

where we have $n_1 = 0.2$ and $n_2 = 0.2 + x = 0.210526$

$$K = \frac{y_{\text{H}}^2}{y_{\text{H}_2}} \left(\frac{P}{P^0}\right)^{2-1} = \frac{(2x)^2}{(0.1 - x) n_2} \frac{200}{100} \frac{n_2 T_2}{0.2 \times 298.15} = 0.0001661 T_2$$

Now it is trial and error to get T_2 so the above equation is satisfied with K from A.11 at T_2 .

$$3600 \text{ K: } \ln K = -0.611, \quad K = 0.5428, \quad \text{RHS} = 0.59796, \quad \text{error} = 0.05516$$

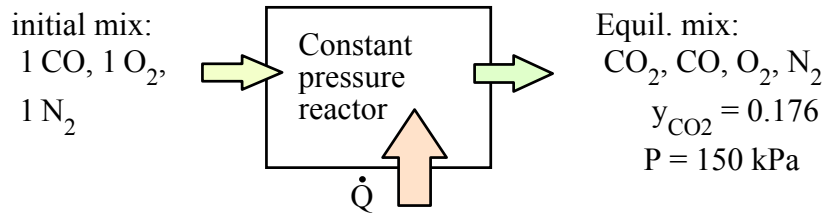
$$3800 \text{ K: } \ln K = 0.201, \quad K = 1.22262, \quad \text{RHS} = 0.63118, \quad \text{error} = -0.59144$$

Linear interpolation between the two to make zero error

$$T = 3600 + 200 \times \frac{0.05516}{0.05516 + 0.59144} = \mathbf{3617 \text{ K}}$$

15.54

A gas mixture of 1 kmol carbon monoxide, 1 kmol nitrogen, and 1 kmol oxygen at 25°C, 150 kPa, is heated in a constant pressure process. The exit mixture can be assumed to be in chemical equilibrium with CO₂, CO, O₂, and N₂ present. The mole fraction of CO₂ at this point is 0.176. Calculate the heat transfer for the process.



reaction	2CO_2	\Leftrightarrow	2CO	+	O_2	also,	N_2
initial	0		1		1		1
change	+2x		-2x		-x		0
equil.	2x		(1-2x)		(1-x)		1

$$y_{\text{CO}_2} = 0.176 = \frac{2x}{3-x} \Rightarrow x = 0.24265$$

$$\left. \begin{array}{l} n_{\text{CO}_2} = 0.4853 \quad n_{\text{O}_2} = 0.7574 \\ n_{\text{CO}} = 0.5147 \quad n_{\text{N}_2} = 1 \end{array} \right\} \left\{ \begin{array}{l} y_{\text{CO}_2} = 0.176 \\ y_{\text{CO}} = 0.1867 \end{array} \right. y_{\text{O}_2} = 0.2747$$

$$K = \frac{y_{\text{CO}} y_{\text{O}_2}}{y_{\text{CO}_2}^2} \left(\frac{P}{P^0}\right)^1 = \frac{0.1867^2 \times 0.2747}{0.176^2} \left(\frac{150}{100}\right) = 0.4635$$

From A.10, $T_{\text{PROD}} = 3213 \text{ K}$


From A.9, $H_{\text{R}} = -110\,527 \text{ kJ}$

$$\begin{aligned} H_{\text{P}} &= 0.4853(-393\,522 + 166\,134) + 0.5147(-110\,527 + 101\,447) \\ &\quad + 0.7574(0 + 106\,545) + 1(0 + 100\,617) \\ &= +66\,284 \text{ kJ} \end{aligned}$$

$$Q_{\text{CV}} = H_{\text{P}} - H_{\text{R}} = 66\,284 - (-110\,527) = +176\,811 \text{ kJ}$$

15.55

A rigid container initially contains 2 kmol of carbon monoxide and 2 kmol of oxygen at 25°C, 100 kPa. The content is then heated to 3000 K at which point an equilibrium mixture of CO₂, CO, and O₂ exists. Disregard other possible species and determine the final pressure, the equilibrium composition and the heat transfer for the process.



$$\text{Initial} \quad 2 \quad 2 \quad 0$$

$$\text{Shift} \quad -2x \quad -2x+x \quad 2x$$

$$\text{Final} \quad 2-2x \quad 2-x \quad 2x : n_{\text{tot}} = 2-2x + 2-x + 2x = 4-x$$

$$y_{\text{CO}} = \frac{2-2x}{4-x}, \quad y_{\text{O}_2} = \frac{2-x}{4-x}, \quad y_{\text{CO}_2} = \frac{2x}{4-x}$$

$$U_2 - U_1 = {}_1Q_2 = H_2 - H_1 - P_2v + P_1v$$

$$= (2-2x)\bar{h}_{\text{CO}_2} + (2-x)\bar{h}_{\text{O}_2} + 2x\bar{h}_{\text{CO}_2} - 2\bar{h}_{\text{fCO}_2}^0 - 2\bar{h}_{\text{fO}_2}^0 \\ - \bar{R}(4-x)T_2 + 4\bar{R}T_1$$

$$K_{\text{eq}} = e^{2.217} = \frac{y_{\text{CO}_2}^2}{y_{\text{O}_2}y_{\text{CO}}^2} \left(\frac{P_2}{P_0}\right)^{-1} = \frac{4x^2}{4(1-x)^2} \frac{4-x}{2-x} \frac{4T_1}{(4-x)T_2}$$

$$\Rightarrow \left(\frac{x}{1-x}\right)^2 \frac{1}{2-x} = \frac{1}{4} \frac{T_2}{T_1} e^{2.217} = 23.092$$

$$x = 0.8382; \quad y_{\text{CO}} = \mathbf{0.102}; \quad y_{\text{O}_2} = \mathbf{0.368}; \quad y_{\text{CO}_2} = \mathbf{0.53}$$

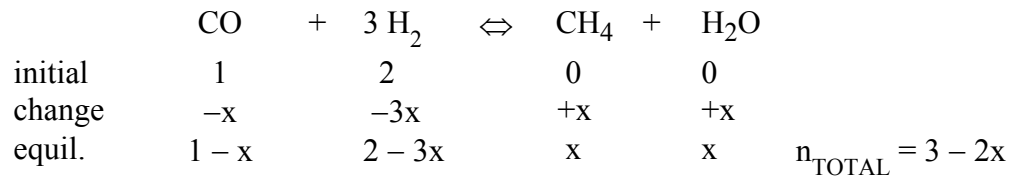
$$P_2 = P_1(4-x)T_2/4T_1 = 100(3.1618)(3000/4)(298.15) = \mathbf{795.4 \text{ kPa}}$$

$${}_1Q_2 = 0.3236(-110527 + 93504) + 1.1618(98013) + 1.6764(-393522 \\ + 152853) - 2(-110527) - 2(\emptyset) + 8.3145(4(298.15) - 3000(3.1618)) \\ = \mathbf{-142991 \text{ kJ}}$$

15.56

A coal gasifier produces a mixture of 1 CO and 2H₂ that is fed to a catalytic converter to produce methane. The reaction is $\text{CO} + 3\text{H}_2 \Leftrightarrow \text{CH}_4 + \text{H}_2\text{O}$. The equilibrium constant at 600 K is $K = 1.83 \times 10^6$. What is the composition of the exit flow assuming a pressure of 600 kPa?

The reaction equation is:



$$K = \frac{y_{\text{CH}_4} y_{\text{H}_2\text{O}}}{3 y_{\text{H}_2} y_{\text{CO}}} \left(\frac{P}{P^0}\right)^{1+1-1-3} = \frac{x^2 (3 - 2x)^2}{(1-x)(2 - 3x)^3} \left(\frac{P}{P^0}\right)^{-2}$$

$$1.83 \times 10^6 \times \left(\frac{600}{100}\right)^2 = 6.588 \times 10^7 = \frac{x^2 (3 - 2x)^2}{(1-x)(2 - 3x)^3}$$

Trial and error to solve for x.

$$x = 0.6654 \quad \text{LHS} = 6.719 \times 10^7$$

$$x = 0.66538 \quad \text{LHS} = 6.41 \times 10^7$$

$$x = 0.66539 \quad \text{LHS} = 6.562 \times 10^7 \quad \text{close enough}$$

$$n_{\text{CH}_4} = 0.66539, \quad n_{\text{H}_2\text{O}} = 0.66539, \quad n_{\text{CO}} = 0.66539, \quad n_{\text{H}_2} = 0.00383$$

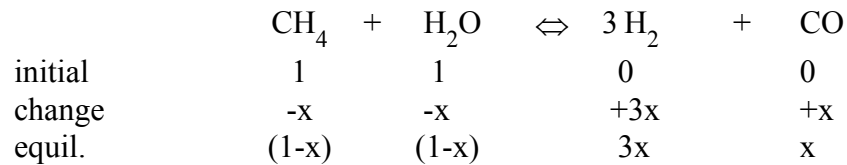
so we used up nearly all the hydrogen gas.

15.57

One approach to using hydrocarbon fuels in a fuel cell is to “reform” the hydrocarbon to obtain hydrogen, which is then fed to the fuel cell. As a part of the analysis of such a procedure, consider the reaction $\text{CH}_4 + \text{H}_2\text{O} \Leftrightarrow \text{CO} + 3\text{H}_2$.

One kilomole each of methane and water are fed to a catalytic reformer. A mixture of CH_4 , H_2O , H_2 , and CO exits in chemical equilibrium at 800 K, 100 kPa; determine the equilibrium composition of this mixture using an equilibrium constant of $K = 0.0237$.

The reaction equation is:



$$n_{\text{TOTAL}} = 2 + 2x$$

$$K = \frac{y_{\text{H}_2}^3 y_{\text{CO}}}{y_{\text{CH}_4} y_{\text{H}_2\text{O}}} \left(\frac{P}{P^0}\right)^2 = \frac{(3x)^3 x}{(1-x)(1-x)(2+2x)^2} \left(\frac{100}{100}\right)^2$$

$$\text{or } \left(\frac{x}{1-x}\right)^2 \left(\frac{x}{1+x}\right)^2 = \frac{4 \times 0.0237}{27 \times 1} = 0.00351$$

$$\text{or } \frac{x^2}{1-x^2} = \sqrt{0.00351} = 0.05925 \quad \text{Solving, } x = 0.2365$$

$$\left. \begin{array}{l} n_{\text{CH}_4} = 0.7635 \\ n_{\text{H}_2\text{O}} = 0.7635 \\ n_{\text{H}_2} = 0.7095 \\ n_{\text{CO}} = 0.2365 \\ n_{\text{TOT}} = 2.473 \end{array} \right\} \left\{ \begin{array}{l} y_{\text{CH}_4} = 0.3087 \\ y_{\text{H}_2\text{O}} = 0.3087 \\ y_{\text{H}_2} = 0.2870 \\ y_{\text{CO}} = 0.0956 \end{array} \right.$$

15.58

Use the information in Problem 15.45 to estimate the enthalpy of reaction, ΔH° , at 700 K using Van't Hoff equation (see problem 15.48) with finite differences for the derivatives.

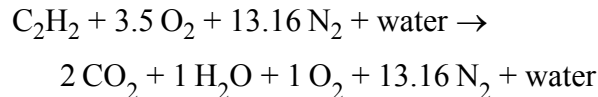
$$\begin{aligned} d\ln K &= [\Delta H^\circ / \bar{R}T^2] dT \quad \text{or} \quad \text{solve for } \Delta H^\circ \\ \Delta H^\circ &= \bar{R}T^2 \frac{d\ln K}{dT} = \bar{R}T^2 \frac{\Delta \ln K}{\Delta T} \\ &= 8.31451 \times 700^2 \times \frac{-0.3362 + 4.607}{800 - 600} = 86\,998 \text{ kJ/kmol} \end{aligned}$$

[Remark: compare this to A.9 values + A.5, A.10,

$$\begin{aligned} \Delta H^\circ &= H_C + 2H_{H_2} - H_{CH_4} = 0.61 \times 12 \times (700-298) + 2 \times 11730 \\ &\quad - 2.254 \times 16.04 \times (700-298) - (-74873) = 86\,739 \text{ kJ/kmol} \end{aligned}$$

15.59

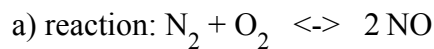
Acetylene gas at 25°C is burned with 140% theoretical air, which enters the burner at 25°C, 100 kPa, 80% relative humidity. The combustion products form a mixture of CO₂, H₂O, N₂, O₂, and NO in chemical equilibrium at 2200 K, 100 kPa. This mixture is then cooled to 1000 K very rapidly, so that the composition does not change. Determine the mole fraction of NO in the products and the heat transfer for the overall process.



$$\text{water: } P_V = 0.8 \times 3.169 = 2.535 \text{ kPa}$$

$$n_V = n_A P_V / P_A = (3.5 + 13.16) 2.535 / 97.465 = 0.433$$

So, total H₂O in products is 1.433.



$$\text{change : } -x \quad -x \quad +2x$$

$$\text{at 2200 K, from A.10: } K = 0.001 \ 074$$

$$\text{Equil. products: } n_{\text{CO}_2} = 2, \quad n_{\text{H}_2\text{O}} = 1.433, \quad n_{\text{O}_2} = 1-x,$$

$$n_{\text{N}_2} = 13.16-x, \quad n_{\text{NO}} = 0+2x, \quad n_{\text{TOT}} = 17.593$$

$$K = \frac{(2x)^2}{(1-x)(13.16-x)} = 0.001 \ 074 \Rightarrow x = 0.0576$$

$$y_{\text{NO}} = \frac{2 \times 0.0576}{17.593} = \mathbf{0.006 \ 55}$$

b) Final products (same composition) at 1000 K

$$H_R = 1(226 \ 731) + 0.433(-241 \ 826) = 122 \ 020 \text{ kJ}$$

$$H_P = 2(-393 \ 522 + 33 \ 397) + 1.433(-241 \ 826 + 26 \ 000)$$

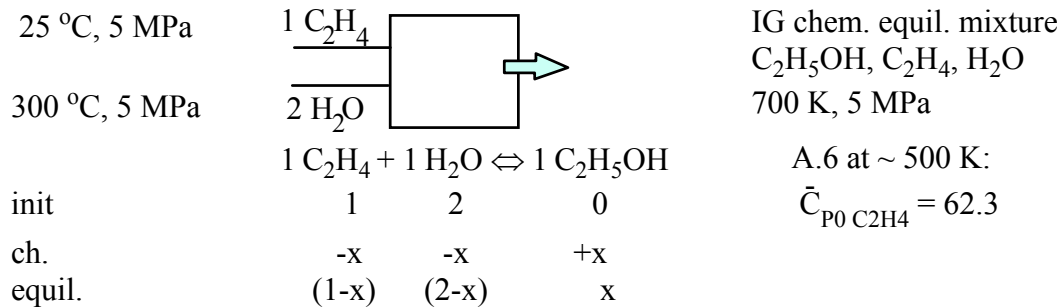
$$+ 0.9424(0 + 22 \ 703) + 13.1024(0 + 21 \ 463) + 0.1152(90 \ 291 + 22 \ 229)$$

$$= -713 \ 954 \text{ kJ}$$

$$Q_{\text{CV}} = H_P - H_R = \mathbf{-835 \ 974 \text{ kJ}}$$

15.60

A step in the production of a synthetic liquid fuel from organic waste matter is the following conversion process: 1 kmol of ethylene gas (converted from the waste) at 25°C, 5 MPa, and 2 kmol of steam at 300°C, 5 MPa, enter a catalytic reactor. An ideal gas mixture of ethanol, ethylene, and water in chemical equilibrium leaves the reactor at 700 K, 5 MPa. Determine the composition of the mixture and the heat transfer for the reactor.



$$a) \Delta H_{700\text{ K}}^0 = 1(-235\,000 + 115(700-298.2)) - 1(+52\,467 + 62.3(700-298.2)) - 1(-241\,826 + 14\,190) = -38\,656\text{ kJ}$$

$$\Delta S_{700\text{ K}}^0 = 1(282.444 + 115 \ln \frac{700}{298.2}) - 1(219.330 + 62.3 \ln \frac{700}{298.2}) - 1(218.739) = -110.655\text{ kJ/K}$$

$$\Delta G_{700\text{ K}}^0 = \Delta H^0 - T\Delta S^0 = +38\,803\text{ kJ}$$

$$\ln K = \frac{-\Delta G^0}{RT} = -6.667 \Rightarrow K = 0.001\,272 = \frac{y_{C_2H_5OH}}{y_{C_2H_4}y_{H_2O}} \left(\frac{P}{P^0}\right)^{-1}$$

$$\Rightarrow \left(\frac{x}{1-x}\right)\left(\frac{3-x}{2-x}\right) = 0.001272 \times \frac{5.0}{0.1} = 0.0636$$

By trial and error: $x = 0.0404 \Rightarrow C_2H_5OH: n = 0.0404, y = 0.01371$

$C_2H_4: n = 0.9596, y = 0.3242, H_2O: n = 1.9596, y = 0.6621$

b) Reactants: $C_2H_4: T_r = 298.2/282.4 = 1.056, P_r = 5/5.04 = 0.992$

$$A.15: (\bar{h}^* - \bar{h}) = 1.30 \times 8.3145 \times 282.4 = 3062\text{ kJ}$$

$$\Rightarrow H_{C_2H_4} = 1(+52\,467 - 3062) = +49\,405\text{ kJ}$$

H₂O, LIQ Ref. + St. Table:

$$H_{H_2O} = 2(-285830 + 18.015(2924.5-104.9)) = -470\,070\text{ kJ}$$

$$H_{PROD} = 0.0404(-235\,000 + 115(700-298.2)) + 0.9596(+52\,467$$

$$+ 62.3(700-298.2)) + 1.9596(-241\,826 + 14\,190) = -379\,335\text{ kJ}$$

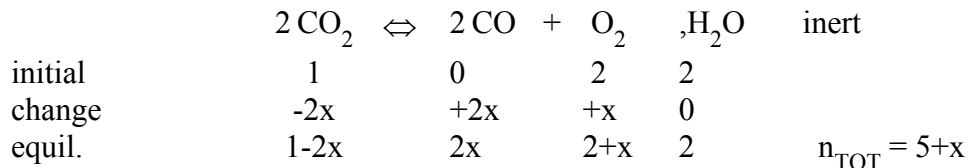
$$Q_{CV} = H_P - H_R = +41\,330\text{ kJ}$$

15.61

Methane at 25°C, 100 kPa, is burned with 200% theoretical oxygen at 400 K, 100 kPa, in an adiabatic steady state process, and the products of combustion exit at 100 kPa. Assume that the only significant dissociation reaction in the products is that of carbon dioxide going to carbon monoxide and oxygen. Determine the equilibrium composition of the products and also their temperature at the combustor exit.



Dissociation:



$$\text{Equil. Eq'n: } K = \frac{y_{\text{CO}} y_{\text{O}_2}}{y_{\text{CO}_2}} \left(\frac{P}{P^0} \right) = \left(\frac{x}{0.5-x} \right)^2 \left(\frac{2+x}{5+x} \right) \left(\frac{P}{P^0} \right)$$

$$\text{or } \left(\frac{x}{0.5-x} \right)^2 \left(\frac{2+x}{5+x} \right) = \frac{K}{(P/P^0)}$$

$$\text{1st law: } H_P - H_R = 0$$

$$(1-2x)(-393\,522 + \Delta \bar{h}_{\text{CO}_2}) + 2x(-110\,527 + \Delta \bar{h}_{\text{CO}}) \\ + 2(-241\,826 + \Delta \bar{h}_{\text{H}_2\text{O}}) + (2+x)\Delta \bar{h}_{\text{O}_2} - 1(-74\,873) - 4(3027) = 0$$

$$\text{or } (1-2x)\Delta \bar{h}_{\text{CO}_2} + 2x\Delta \bar{h}_{\text{CO}} + 2\Delta \bar{h}_{\text{H}_2\text{O}} + (2+x)\Delta \bar{h}_{\text{O}_2} + 565\,990x - 814\,409 = 0$$

$$\text{Assume } T_p = 3256 \text{ K. From A.10: } K = 0.6053$$

$$\text{Solving (1) by trial \& error, } x = 0.2712$$

Substituting x and the $\Delta \bar{h}$ values from A.8 (at 3256 K) into (2)

$$0.4576 \times 168\,821 + 0.5424 \times 103\,054 + 2 \times 140\,914 \\ + 2.2712 \times 108\,278 + 565\,990 \times 0.2712 - 814\,409 \approx 0 \text{ OK}$$

$$T_p = 3256 \text{ K \& } x = 0.2712$$

$$n_{\text{CO}_2} = 0.4576, n_{\text{CO}} = 0.5424, n_{\text{H}_2\text{O}} = 2.0, n_{\text{O}_2} = 2.2712$$

15.62

Calculate the irreversibility for the adiabatic combustion process described in the previous problem.

From solution of Prob. 15.61, it is found that the product mixture consists of 0.4576 CO₂, 0.5424 CO, 2.0 H₂O & 2.2712 O₂ at 3256 K, 100 kPa. The reactants include

1 CH₄ at 25 °C, 100 kPa and 4 O₂ at 400 K, 100 kPa.

Reactants:

$$S_R = 1(186.251) + 4(213.873) = 1041.74 \text{ kJ/K}$$

Products:

	n_i	y_i	\bar{s}_i^0	$-\bar{R} \ln \frac{y_i P}{P_0}$	\bar{S}_i^*
CO ₂	0.4576	0.0868	339.278	+20.322	359.600
CO	0.5424	0.1029	276.660	+18.907	295.567
H ₂ O	2.0	0.3794	291.099	+8.058	299.157
O ₂	2.2712	0.4309	287.749	+7.000	294.749

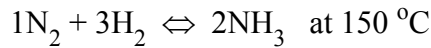
$$S_p = 0.4576(359.600) + 0.5424(295.567) + 2.0(299.157) + 2.2712(294.749) = 1592.62 \text{ kJ/K}$$

$$I = T_0(S_p - S_R) - Q_{CV} = 298.15(1592.62 - 1041.74) - 0 = \mathbf{164\ 245\ kJ}$$

15.63

An important step in the manufacture of chemical fertilizer is the production of ammonia, according to the reaction: $\text{N}_2 + 3\text{H}_2 \Leftrightarrow 2\text{NH}_3$

- Calculate the equilibrium constant for this reaction at 150°C.
- For an initial composition of 25% nitrogen, 75% hydrogen, on a mole basis, calculate the equilibrium composition at 150°C, 5 MPa.



$$\bar{h}_{\text{NH}_3, 150^\circ\text{C}}^\circ = -45\,720 + 2.13 \times 17.031(150 - 25) = -41\,186$$

$$\bar{s}_{\text{NH}_3, 150^\circ\text{C}}^\circ = 192.572 + 2.13 \times 17.031 \ln \frac{423.2}{298.2} = 205.272$$

$$\Delta H_{150^\circ\text{C}}^\circ = 2(-41\,186) - 1(0 + 3649) - 3(0 + 3636) = -96\,929 \text{ kJ}$$

$$\Delta S_{150^\circ\text{C}}^\circ = 2(205.272) - 1(201.829) - 3(140.860) = -213.865 \text{ kJ/K}$$

$$\Delta G_{150^\circ\text{C}}^\circ = -96\,929 - 423.2(-213.865) = -6421 \text{ kJ/kmol}$$

$$\ln K = \frac{+6421}{8.3144 \times 423.2} = 1.8248, \quad \mathbf{K = 6.202}$$

$$\text{b) } n_{\text{NH}_3} = 2x, \quad n_{\text{N}_2} = 1-x, \quad n_{\text{H}_2} = 3-3x$$

$$K = \frac{y_{\text{NH}_3}^2}{y_{\text{N}_2} y_{\text{H}_2}^3} \left(\frac{P}{P^0}\right)^{-2} = \frac{(2x)^2 2^2 (2-x)^2}{3^3 (1-x)^4} \left(\frac{P}{P^0}\right)^{-2}$$

$$\text{or } \left(\frac{x}{1-x}\right)^2 \left(\frac{2-x}{1-x}\right)^2 = \frac{27}{16} \times 6.202 \times \left(\frac{5}{0.1}\right)^2 = 26165$$

$$\text{or } \left(\frac{x}{1-x}\right) \left(\frac{2-x}{1-x}\right) = 161.755$$

→ Trial & Error:		n	y
	NH ₃	1.843	0.8544
x = 0.9215	N ₂	0.0785	0.0364
	H ₂	0.2355	0.1092

15.64

One kilomole of carbon dioxide, CO_2 , and 1 kmol of hydrogen, H_2 at room temperature, 200 kPa is heated to 1200 K at 200 kPa. Use the water gas reaction to determine the mole fraction of CO. Neglect dissociations of H_2 and O_2 .



Initial	1	1	0	0	
Shift	-x	-x	+x	+x	
Total	1-x	1-x	x	x;	$n_{\text{tot}} = 2$

$$y_{\text{H}_2\text{O}} = y_{\text{CO}} = x/2, \quad y_{\text{H}_2} = y_{\text{CO}_2} = (1-x)/2$$

From solution to problem 15.36, $K = 1.3682$

$$\frac{(x/2)(x/2)}{\left(\frac{1-x}{2}\right)\left(\frac{1-x}{2}\right)} = K = \frac{x^2}{(1-x)^2} \Rightarrow \frac{x}{1-x} = 1.1697$$

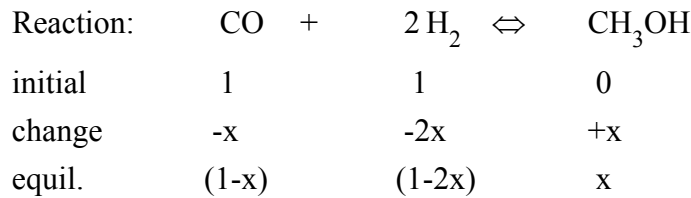
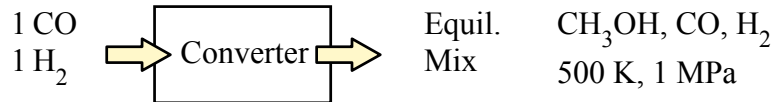
$$x = 1.1697 / 2.1697 = 0.5391$$

$$y_{\text{H}_2\text{O}} = y_{\text{CO}} = x/2 = \mathbf{0.27}, \quad y_{\text{H}_2} = y_{\text{CO}_2} = (1-x)/2 = \mathbf{0.23}$$

15.65

Consider the production of a synthetic fuel (methanol) from coal. A gas mixture of 50% CO and 50% H₂ leaves a coal gasifier at 500 K, 1 MPa, and enters a catalytic converter. A gas mixture of methanol, CO and H₂ in chemical equilibrium with the reaction: CO + 2H₂ ⇌ CH₃OH leaves the converter at the same temperature and pressure, where it is known that ln K = -5.119.

- Calculate the equilibrium composition of the mixture leaving the converter.
- Would it be more desirable to operate the converter at ambient pressure?



$$a) \quad K = \frac{y_{\text{CH}_3\text{OH}}}{y_{\text{CO}} y_{\text{H}_2}^2} \left(\frac{P}{P^0}\right)^{-2} = \left(\frac{x}{1-x}\right) \left(\frac{2-2x}{1-2x}\right)^2 \left(\frac{P}{P^0}\right)^{-2} \Rightarrow \frac{x(1-x)}{(1-2x)^2} = \frac{K}{4} \left(\frac{P}{P^0}\right)^2$$

$$\ln K = -5.119, \quad K = 0.00598$$

$$\frac{x(1-x)}{(1-2x)^2} = \frac{0.00598}{4} \left(\frac{1}{0.1}\right)^2 = 0.1495 \Rightarrow x = 0.1045$$

$$n_{\text{CH}_3\text{OH}} = x = 0.1045, \quad n_{\text{CO}} = 1-x = 0.8955, \quad n_{\text{H}_2} = 1 - 2x = 0.791$$

$$y_{\text{CH}_3\text{OH}} = 0.0583, \quad y_{\text{CO}} = 0.5000, \quad y_{\text{H}_2} = \mathbf{0.4417}$$

- For P = 0.1 MPa

$$\frac{x(1-x)}{(1-2x)^2} = \frac{0.00598}{4} \left(\frac{0.1}{0.1}\right)^2 = 0.001495$$

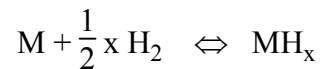
x is much smaller (~ 0.0015) **not good**

15.66

Hydrides are rare earth metals, M, that have the ability to react with hydrogen to form a different substance MH_x with a release of energy. The hydrogen can then be released, the reaction reversed, by heat addition to the MH_x . In this reaction only the hydrogen is a gas so the formula developed for the chemical equilibrium is inappropriate. Show that the proper expression to be used instead of Eq. 15.14 is

$$\ln(P_{H_2}/P^0) = \Delta G^0/RT$$

when the reaction is scaled to 1 kmol of H_2 .



At equilibrium $G_P = G_R$, assume g of the solid is a function of T only.

$$\bar{g}_{MH_x} = \bar{h}_{MH_x}^0 - T\bar{s}_{MH_x}^0 = \bar{g}_{MH_x}^0, \quad \bar{g}_M = \bar{h}_M^0 - T\bar{s}_M^0 = \bar{g}_M^0$$

$$\bar{g}_{H_2} = \bar{h}_{H_2}^0 - T\bar{s}_{H_2}^0 + \bar{R}T \ln(P_{H_2}/P^0) = \bar{g}_{H_2}^0 + \bar{R}T \ln(P_{H_2}/P^0)$$

$$G_P = G_R: \quad \bar{g}_{MH_x} = \bar{g}_M + \frac{1}{2} x \bar{g}_{H_2} = \bar{g}_M^0 + \frac{1}{2} x [\bar{g}_{H_2}^0 + \bar{R}T \ln(P_{H_2}/P^0)]$$

$$\Delta \bar{G}^0 = \bar{g}_{MH_x}^0 - \bar{g}_M^0 - x \bar{g}_{H_2}^0/2 = \bar{g}_{MH_x}^0 - \bar{g}_M^0$$

Scale to 1 mole of hydrogen

$$\Delta \bar{G}^0 = (\bar{g}_{MH_x}^0 - \bar{g}_M^0)/(x/2) = \bar{R}T \ln(P_{H_2}/P^0)$$

which is the desired result.

Simultaneous Reactions

15.67

Water from the combustion of hydrogen and pure oxygen is at 3800 K and 50 kPa. Assume we only have H_2O , O_2 , OH and H_2 as gases with the two simple water dissociation reactions active find the equilibrium composition.

This problem is very similar to Example 15.7 in the text. The only difference is that we have $T = 3800 \text{ K}$ and $P = 50 \text{ kPa}$. From table A.11 we have

$$\ln K_1 = -1.906; \quad K_1 = 0.14867; \quad \ln K_2 = -0.984; \quad K_2 = 0.3738$$

$$K_1 = \left(\frac{2a+b}{1-2a-2b}\right)^2 \frac{a}{1+a+b} \left(\frac{P}{P^0}\right); \quad K_2 = \frac{2a+b}{1+a+b} \left(\frac{2b}{1-2a-2b}\right)^2 \left(\frac{P}{P^0}\right)$$

So we have two equations as

$$\left(\frac{2a+b}{1-2a-2b}\right)^2 \frac{a}{1+a+b} = K_1 / \left(\frac{P}{P^0}\right) = 0.29734 \quad (1)$$

$$\frac{2a+b}{1+a+b} \left(\frac{2b}{1-2a-2b}\right)^2 = K_2 / \left(\frac{P}{P^0}\right) = 0.7476 \quad (2)$$

Divide the second equation by the first to give

$$\frac{4b^2}{(2a+b)a} = \frac{0.7476}{0.29734} = 2.5143$$

or

$$2a^2 + ba - 1.5909 b^2 = 0$$

$$a = -(b/4) \pm (1/4) \sqrt{b^2 - 4 \times 2 \times (-1.5909 b^2)} = 0.676256 b$$

Now we can do trial and error on equation 1 for only one variable, say b:

$$a = 0.14228, \quad b = 0.2104$$

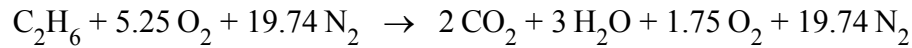
$$n_{\text{H}_2\text{O}} = 1 - 2a - 2b = 0.29464, \quad n_{\text{H}_2} = 2a + b = 0.49496,$$

$$n_{\text{O}_2} = a = 0.14228, \quad n_{\text{OH}} = 2b = 0.4208$$

15.68

Ethane is burned with 150% theoretical air in a gas turbine combustor. The products exiting consist of a mixture of CO_2 , H_2O , O_2 , N_2 , and NO in chemical equilibrium at 1800 K, 1 MPa. Determine the mole fraction of NO in the products. Is it reasonable to ignore CO in the products?

Combustion:



Products at 1800 K, 1 MPa

Equilibrium mixture: CO_2 , H_2O , O_2 , N_2 , NO

	N_2	+	O_2	\Leftrightarrow	2NO
initial	19.74		1.75		0
change	-x		-x		+2x
equil.	19.74-x		1.75-x		2x

Equil. comp. $n_{\text{CO}_2} = 2$, $n_{\text{O}_2} = 1.75-x$, $n_{\text{NO}} = 2x$, $n_{\text{H}_2\text{O}} = 3$, $n_{\text{N}_2} = 19.74-x$

$$K = 1.192 \times 10^{-4} = \frac{y_{\text{NO}}^2}{y_{\text{N}_2} y_{\text{O}_2}} \left(\frac{P}{P^0}\right)^0 = \frac{4x^2}{(19.74-x)(1.75-x)}$$

Solving, $x = 0.03175$

$$y_{\text{NO}} = \frac{2 \times 0.03175}{26.49} = \mathbf{0.0024}$$

b)

	2CO_2	\Leftrightarrow	2CO	+	O_2
initial	2		0		0
change	-2a		+2a		+2x
equil.	2-2a		2a		2x

$$K = 4.194 \times 10^{-8} = \frac{y_{\text{CO}} y_{\text{O}_2}}{y_{\text{CO}_2}^2} \left(\frac{P}{P^0}\right)^1 = \left(\frac{2a}{2-2a}\right)^2 \left(\frac{1.75-x+a}{26.49+a}\right) \times \frac{1}{0.1}$$

This equation should be solved simultaneously with the equation solved in part a) (modified to include the unknown a). Since x was found to be small and also a will be very small, the two are practically independent. Therefore, use the value $x = 0.03175$ in the equation above, and solve for a.

$$\left(\frac{a}{1-a}\right)^2 \left(\frac{1.75-0.03175+a}{26.49+a}\right) = \left(\frac{0.1}{1.0}\right) \times 4.194 \times 10^{-8}$$

Solving, $a = 0.000254$ or $y_{\text{CO}} = 1.92 \times 10^{-5}$ negligible for most applications.

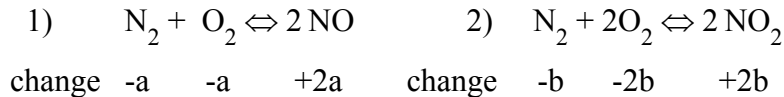
15.69

Butane is burned with 200% theoretical air, and the products of combustion, an equilibrium mixture containing only CO_2 , H_2O , O_2 , N_2 , NO , and NO_2 , exit from the combustion chamber at 1400 K, 2 MPa. Determine the equilibrium composition at this state.

Combustion:



Dissociation:



At equilibrium:

$$\begin{array}{lll} n_{\text{H}_2\text{O}} = 5 & n_{\text{N}_2} = 48.9 - a - b & n_{\text{NO}} = 2a \\ n_{\text{CO}_2} = 4 & n_{\text{O}_2} = 6.5 - a - 2b & n_{\text{NO}_2} = 2b \\ & & n_{\text{TOT}} = 64.4 - b \end{array}$$

At 1400 K, from A.10: $K_1 = 3.761 \times 10^{-6}$, $K_2 = 9.026 \times 10^{-10}$

$$K_1 = \frac{(2a)^2}{(48.9 - a - b)(6.5 - a - 2b)} ; \quad K_2 = \frac{(2b)^2(64.4 - b)}{(6.5 - a - 2b)^2(48.9 - a - b)} \left(\frac{P}{P^0}\right)^{-1}$$

As K_1 and K_2 are both very small, with $K_2 \ll K_1$, the unknowns a & b will both be very small, with $b \ll a$. From the equilibrium eq.s, for a first trial

$$a \sim \frac{1}{2} \sqrt{K_1 \times 48.9 \times 6.5} \sim 0.0173 ; \quad b \sim \frac{1}{2} \times 6.5 \sqrt{K_2 \times \frac{2}{0.1} \times \frac{48.9}{64.4}} \sim 0.00038$$

Then by trial & error,

$$\frac{a^2}{(48.9 - a - b)(6.5 - a - 2b)} = \frac{3.761 \times 10^{-6}}{4} = 0.94025 \times 10^{-6}$$

$$\frac{b^2(64.4 - b)}{(6.5 - a - 2b)^2(48.9 - a - b)} = \frac{9.026 \times 10^{-10} \times \left(\frac{2}{0.1}\right)}{4} = 45.13 \times 10^{-10}$$

Solving, $a = 0.01727$, $b = 0.000379$

$$\begin{array}{llll} n_{\text{CO}_2} = 4, & n_{\text{H}_2\text{O}} = 5, & n_{\text{N}_2} = 48.882, & n_{\text{O}_2} = 6.482, \\ y_{\text{CO}_2} = 0.06211, & y_{\text{H}_2\text{O}} = 0.07764, & y_{\text{N}_2} = 0.75904, & y_{\text{O}_2} = 0.10065 \\ n_{\text{NO}} = 0.03454, & n_{\text{NO}_2} = 0.00076 & & \\ y_{\text{NO}} = 0.00055, & y_{\text{NO}_2} = 0.00001 & & \end{array}$$

15.70

A mixture of 1 kmol water and 1 kmol oxygen at 400 K is heated to 3000 K, 200 kPa, in a steady flow process. Determine the equilibrium composition at the outlet of the heat exchanger, assuming that the mixture consists of H_2O , H_2 , O_2 , and OH .

Reactions and equilibrium eq'ns the same as in example 15.7 (but different initial composition).

$$\text{At equil.: } n_{\text{H}_2\text{O}} = 1 - 2a - 2b, \quad n_{\text{H}_2} = 2a + b, \quad n_{\text{O}_2} = 1 + a$$

$$n_{\text{OH}} = 2b, \quad n_{\text{TOT}} = 2 + a + b$$

Since $T = 3000 \text{ K}$ is the same, the two equilibrium constants are the same:

$$\text{From Table A.11: } K_1 = 0.002\,062, \quad K_2 = 0.002\,893$$

The two equilibrium equations are

$$K_1 = \left(\frac{2a + b}{1 - 2a - 2b} \right)^2 \frac{1 + a}{2 + a + b} \left(\frac{P}{P^0} \right); \quad K_2 = \frac{2a + b}{2 + a + b} \left(\frac{2b}{1 - 2a - 2b} \right)^2 \left(\frac{P}{P^0} \right)$$

which must be solved simultaneously for a & b . If solving manually, it simplifies the solution to divide the first by the second, which leaves a quadratic equation in a & b - can solve for one in terms of the other using the quadratic formula (with the root that gives all positive moles). This reduces the problem to solving one equation in one unknown, by trial & error.

$$\text{Solving } \Rightarrow \quad b = 0.116, \quad a = -0.038 \quad \Rightarrow$$

$$n_{\text{H}_2\text{O}} = 0.844, \quad n_{\text{H}_2} = 0.0398, \quad n_{\text{O}_2} = 0.962, \quad n_{\text{OH}} = 0.232, \quad n_{\text{TOT}} = 2.0778$$


$$y_{\text{H}_2\text{O}} = 0.4062, \quad y_{\text{H}_2} = 0.0191, \quad y_{\text{O}_2} = 0.4630, \quad y_{\text{OH}} = 0.1117$$

15.71

One kilomole of air (assumed to be 78% nitrogen, 21% oxygen, and 1% argon) at room temperature is heated to 4000 K, 200 kPa. Find the equilibrium composition at this state, assuming that only N_2 , O_2 , NO , O , and Ar are present.

1 kmol air (0.78 N_2 , 0.21 O_2 , 0.01 Ar) heated to
4000 K, 200 kPa.

Equil.:



$$K_1 = 0.0895 = \frac{4a^2}{(0.78-a)(0.21-a-b)} \left(\frac{200}{100}\right)^0$$

$$K_2 = 2.221 = \frac{4b^2}{(1+b)(0.21-a-b)} \left(\frac{200}{100}\right)$$

Divide 1st eq'n by 2nd and solve for a as function(b), using

$$X = \frac{K_1}{K_2} \left(\frac{P}{P^0}\right) = 0.0806$$

Get

$$a = \frac{Xb^2}{2(1+b)} \left[-1 + \sqrt{1 + \frac{4 \times 0.78(1+b)}{Xb^2}} \right] \quad (1)$$

Also

$$\frac{b^2}{(1+b)(0.21-a-b)} = \frac{K_2}{4(P/P^0)} = 0.27763 \quad (2)$$

Assume $b = 0.1280$ From (1), get $a = 0.0296$

Then, check a & b in (2) \Rightarrow OK

Therefore,

$$n_{N_2} = 0.7504 \quad n_O = 0.2560 \quad y_{N_2} = 0.6652 \quad y_O = 0.2269$$


$$n_{O_2} = 0.0524 \quad n_{NO} = 0.0592 \quad y_{O_2} = 0.0465 \quad y_{NO} = 0.0525$$

$$n_{Ar} = 0.01 \quad y_{Ar} = 0.0089$$

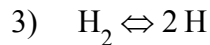
15.72

One kilomole of water vapor at 100 kPa, 400 K, is heated to 3000 K in a constant pressure steady flow process. Determine the final composition, assuming that H_2O , H_2 , H , O_2 , and OH are present at equilibrium.

Reactions:



$$\text{change } -2a \quad +2a \quad +a \quad \text{change } -2b \quad +b \quad +2b$$



$$\text{change } -c \quad +2c$$

At equilibrium (3000 K, 100 kPa)

$$\begin{aligned} n_{\text{H}_2\text{O}} &= 1-2a-2b & n_{\text{O}_2} &= a & n_{\text{H}} &= 2c \\ n_{\text{H}_2} &= 2a+b-c & n_{\text{OH}} &= 2b & n_{\text{TOT}} &= 1+a+b+c \end{aligned}$$

$$\frac{K_1}{(P/P^0)} = \frac{2.062 \times 10^{-3}}{1} = \left(\frac{2a+b-c}{1-2a-2b} \right)^2 \left(\frac{a}{1+a+b+c} \right)$$

$$\frac{K_2}{(P/P^0)} = \frac{2.893 \times 10^{-3}}{1} = \left(\frac{2a+b-c}{1+a+b+c} \right) \left(\frac{2b}{1-2a-2b} \right)^2$$

$$\frac{K_3}{(P/P^0)} = \frac{2.496 \times 10^{-2}}{1} = \frac{(2a)^2}{(2a+b-c)(1+a+b+c)}$$

These three equations must be solved simultaneously for a, b & c:

$$a = 0.0622, \quad b = 0.0570, \quad c = 0.0327$$

$$\text{and} \quad n_{\text{H}_2\text{O}} = 0.7616 \quad y_{\text{H}_2\text{O}} = 0.6611$$

$$n_{\text{H}_2} = 0.1487 \quad y_{\text{H}_2} = 0.1291$$

$$n_{\text{O}_2} = 0.0622 \quad y_{\text{O}_2} = 0.0540$$

$$n_{\text{OH}} = 0.1140 \quad y_{\text{OH}} = 0.0990$$

$$n_{\text{H}} = 0.0654 \quad y_{\text{H}} = 0.0568$$

15.73

Acetylene gas and x times theoretical air ($x > 1$) at room temperature and 500 kPa are burned at constant pressure in an adiabatic steady flow process. The flame temperature is 2600 K, and the combustion products are assumed to consist of N_2 , O_2 , CO_2 , H_2O , CO , and NO . Determine the value of x .

Combustion:



Eq. products 2600 K, 500 kPa: N_2 , O_2 , CO_2 , H_2O , CO & NO

2 Reactions:



change $-2a$ $+2a$ $+a$ change $-b$ $-b$ $+2b$

Equil. Comp.: $n_{N_2} = 9.4x - b$, $n_{H_2O} = 1$, $n_{CO} = 2a$, $n_{NO} = 2b$

$$n_{O_2} = 2.5x - 2.5 + a - b, \quad n_{CO_2} = 2 - 2a, \quad n_{TOT} = 11.9x + 0.5 + a$$

At 2600 K, from A.11: $K_1 = 3.721 \times 10^{-3}$, $K_2 = 4.913 \times 10^{-3}$

$$\text{EQ1:} \quad \frac{K_1}{(P/P^0)} = \frac{3.721 \times 10^{-3}}{5} = \left(\frac{a}{1-a}\right)^2 \left(\frac{2.5x - 2.5 + a - b}{11.9x + 0.5 + a}\right)$$

$$\text{EQ2:} \quad K_2 = 4.913 \times 10^{-3} = \frac{(2b)^2}{(9.4 - b)(2.5x - 2.5 + a - b)}$$

Also, from the 1st law: $H_P - H_R = 0$ where

$$H_R = 1(+226\,731) + 0 + 0 = +226\,731 \text{ kJ}$$

$$\begin{aligned} H_P = & (9.4x - b)(0 + 77\,963) + (2.5x - 2.5 + a - b)(0 + 82\,225) \\ & + (2 - 2a)(-393\,522 + 128\,074) + 1(-241\,826 + 104\,520) \\ & + 2a(-110\,527 + 78\,679) + 2b(90\,291 + 80\,034) \end{aligned}$$

Substituting,

$$\text{EQ3:} \quad 988\,415x + 549\,425a + 180\,462b - 1\,100\,496 = 0$$

which results in a set of 3 equations in the 3 unknowns x , a , b . Assume $x = 1.07$ Then

$$\text{EQ1:} \quad 7.442 \times 10^{-2} = \left(\frac{a}{1-a}\right)^2 \left(\frac{0.175 + a - b}{13.233 + a}\right)$$

$$\text{EQ2:} \quad 1.2283 \times 10^{-3} = \frac{b^2}{(10.058 - b)(0.175 + a + b)}$$

Solving, $a = 0.1595$, $b = 0.0585$ Then checking in EQ3,

$$988\,415 \times 1.07 + 549\,425 \times 0.1595 + 180\,462 \times 0.0585 - 1\,100\,496 \approx 0$$

Therefore, $x = \mathbf{1.07}$

Ionization**15.74**

At 10 000 K the ionization reaction for Ar is: $\text{Ar} \leftrightarrow \text{Ar}^+ + \text{e}^-$ with equilibrium constant of $K = 4.2 \times 10^{-4}$. What should the pressure be for a mole concentration of argon ions (Ar^+) of 10%?

From the reaction (ionization) we recognize that the concentration of electrons must equal that of argon ions so

$$y_{\text{Ar}^+} = y_{\text{e}^-} = 0.1 \quad \text{and} \quad y_{\text{Ar}} = 1 - y_{\text{Ar}^+} - y_{\text{e}^-} = 0.8$$

Now

$$K = 4.2 \times 10^{-4} = \frac{y_{\text{Ar}^+} y_{\text{e}^-}}{y_{\text{Ar}}} \left(\frac{P}{P^0} \right)^{1+1-1} = \frac{0.1 \times 0.1}{0.8} \frac{P}{100}$$

$$P = 0.00042 \times \frac{0.8}{0.1 \times 0.1} \times 100 = \mathbf{3.36 \text{ kPa}}$$

15.75

Operation of an MHD converter requires an electrically conducting gas. It is proposed to use helium gas “seeded” with 1.0 mole percent cesium, as shown in Fig. P15.75. The cesium is partly ionized ($\text{Cs} \rightleftharpoons \text{Cs}^+ + e^-$) by heating the mixture to 1800 K, 1 MPa, in a nuclear reactor to provide free electrons. No helium is ionized in this process, so that the mixture entering the converter consists of He, Cs, Cs^+ , and e^- . Determine the mole fraction of electrons in the mixture at 1800 K, where $\ln K = 1.402$ for the cesium ionization reaction described.

Reaction:	$\text{Cs} \rightleftharpoons \text{Cs}^+ + e^-$,	Also He		$\ln K = 1.402$
initial	0.01	0	0	0.99
change	-x	+x	+x	0
Equil	(0.01-x)	x	x	0.99 ; total: 1 + x

$$K = \frac{y_{e^-} y_{\text{Cs}^+}}{y_{\text{Cs}}} \left(\frac{P}{P^0} \right) = \left(\frac{x}{0.01 - x} \right) \left(\frac{x}{1 + x} \right) \left(\frac{P}{P^0} \right)$$

$$\text{or } \left(\frac{x}{0.01 - x} \right) \left(\frac{x}{1 + x} \right) = 4.0633 / (1/0.1) = 0.40633$$

Quadratic equation: $x = 0.009767$

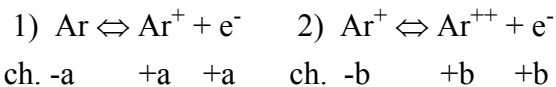
$$\Rightarrow y_{e^-} = \frac{x}{1 + x} = \mathbf{0.00967}$$

15.76

One kilomole of argon gas at room temperature is heated to 20000 K, 100 kPa. Assume that the plasma in this condition consists of an equilibrium mixture of Ar, Ar^+ , Ar^{++} , and e^- according to the simultaneous reactions



The ionization equilibrium constants for these reactions at 20000 K have been calculated from spectroscopic data as $\ln K_1 = 3.11$ and $\ln K_2 = -4.92$. Determine the equilibrium composition of the plasma.



$$\text{Equil. Comp.: } n_{\text{Ar}} = 1-a, \quad n_{\text{Ar}^+} = a-b, \quad n_{\text{Ar}^{++}} = b, \quad n_{e^-} = a+b, \quad n_{\text{TOT}} = 1+a+b$$

$$K_1 = \frac{y_{\text{Ar}^+} y_{e^-}}{y_{\text{Ar}}} \left(\frac{P}{P^0} \right) = \frac{(a-b)(a+b)}{(1-a)(1+a+b)} (1) = 22.421$$

$$K_2 = \frac{y_{\text{Ar}^{++}} y_{e^-}}{y_{\text{Ar}^+}} \left(\frac{P}{P^0} \right) = \frac{b(a+b)}{(a-b)(1+a+b)} (1) = 0.0073$$

$$\text{By trial \& error: } a = 0.97857, \quad b = 0.01413$$

$$n_{\text{Ar}} = 0.02143, \quad n_{\text{Ar}^+} = 0.96444, \quad n_{\text{Ar}^{++}} = 0.01413, \quad n_{e^-} = 0.9927$$

$$y_{\text{Ar}} = 0.0107, \quad y_{\text{Ar}^+} = 0.484, \quad y_{\text{Ar}^{++}} = 0.0071, \quad y_{e^-} = 0.4982$$

15.77

At 10 000 K the two ionization reactions for N and Ar as



have equilibrium constants of $K_1 = 4.2 \times 10^{-4}$ and $K_2 = 6.3 \times 10^{-4}$, respectively. If we start out with 1 kmol Ar and 0.5 kmol N_2 , what is the equilibrium composition at a pressure of 10 kPa?

At 10 000 K we assume all the nitrogen is dissociated to N.

Assume we shift the argon ionization with a and the nitrogen ionization with b we get

	Ar	Ar ⁺	e ⁻	N	N ⁺	
Initial	1	0	0	1	0	
Change	-a	a	a + b	-b	b	
Final	1-a	a	a + b	1-b	b	Tot: 2 + a + b

$$K_1 = 4.2 \times 10^{-4} = \frac{y_{\text{Ar}^+} y_{\text{e}^-}}{y_{\text{Ar}}} \left(\frac{P}{P^0} \right) = \frac{a(a+b)}{(1-a)(2+a+b)} \left(\frac{10}{100} \right) \quad (1)$$

$$K_2 = 6.3 \times 10^{-4} = \frac{y_{\text{N}^+} y_{\text{e}^-}}{y_{\text{N}}} \left(\frac{P}{P^0} \right) = \frac{b(a+b)}{(1-b)(2+a+b)} \left(\frac{10}{100} \right) \quad (2)$$

Divide the second equation with the first to get

$$\frac{b}{(1-b)} \frac{(1-a)}{a} = \frac{K_2}{K_1} = 1.5 \quad \Rightarrow \quad \frac{b-ab}{a-ab} = 1.5$$

$$b - ab = 1.5a - 1.5ab \quad \Rightarrow \quad b = 1.5a - 0.5ab = a(1.5 - 0.5b)$$

$$a = \frac{b}{1.5 - 0.5b} \quad \text{trial and error on equation (1)}$$

$$a = 0.059 \quad \text{and} \quad b = 0.086$$

$$n_{\text{Ar}} = 0.941, \quad n_{\text{Ar}^+} = 0.059, \quad n_{\text{N}} = 0.914, \quad n_{\text{N}^+} = 0.086, \quad n_{\text{e}^-} = 0.145$$

$$y_{\text{Ar}} = 0.439, \quad y_{\text{Ar}^+} = 0.027, \quad y_{\text{N}} = 0.426, \quad y_{\text{N}^+} = 0.04, \quad y_{\text{e}^-} = 0.068$$

15.78

Plot to scale the equilibrium composition of nitrogen at 10 kPa over the temperature range 5000 K to 15000 K, assuming that N_2 , N , N^+ , and e^- are present. For the ionization reaction $N \Leftrightarrow N^+ + e^-$, the ionization equilibrium constant K has been calculated from spectroscopic data as

T [K]	10000	12 000	14 000	16 000
$100K$	0.0626	1.51	15.1	92



change $-a$ $+2a$ change $-b$ $+b$ $+b$

Equil. Comp.: $n_{N_2} = 1-a$, $n_N = 2a-b$, $n_{N^+} = b$, $n_{e^-} = b$

$$\text{EQ1:} \quad K_1 = \frac{y_N^2}{y_{N_2}} \left(\frac{P}{P^0} \right) = \frac{(2a-b)^2}{(1-a)(1+a+b)} \left(\frac{P}{P^0} \right)$$

$$\text{EQ2:} \quad K_2 = \frac{y_{N^+} y_{e^-}}{y_N} \left(\frac{P}{P^0} \right) = \frac{b^2}{(2a-b)(1+a+b)} \left(\frac{P}{P^0} \right)$$

$$\text{For } T < 10\,000 \text{ K: } b \sim 0 \text{ so neglect EQ2: } \Rightarrow K_1 = \frac{4a^2}{(1-a^2)} \left(\frac{10}{100} \right)$$

To extrapolate K_1 above 6000 K: $\ln K_1 \approx 16.845 - \frac{118\,260}{T}$
(from values at 5000 K & 6000 K)

T (K)	K_1	a	y_N	y_{N_2}
5000	0.0011	0.0524	0.0996	0.9004
6000	0.0570	0.3532	0.5220	0.4780
7000	0.9519	0.8391	0.9125	0.0875
8000	7.866	0.9755	0.9876	0.0124
10000	151.26	0.9987	0.9993	0.0007

$$\text{For } T > 10\,000 \text{ K: } a \approx 1.0 \Rightarrow K_2 = \frac{b^2}{(2-b)(2+b)} \left(\frac{10}{100} \right) = \frac{b^2}{(4-b^2)} 0.1$$

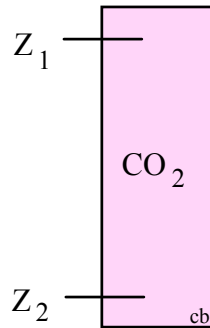
T (K)	K_2	b	y_N	y_{N^+}
10 000	6.26×10^{-4}	0.1577	0.8538	0.0731
12 000	1.51×10^{-2}	0.7244	0.4862	0.2659
14 000	0.151	1.5512	0.1264	0.4368
16 000	0.92	1.8994	0.0258	0.4871

Note that $b \approx 0$ is not a very good approximation in the vicinity of 10 000 K. In this region, it would be better to solve the original set simultaneously for a & b . The answer would be approximately the same.

Review Problems

15.79

Repeat Problem 15.21 using the generalized charts, instead of ideal gas behavior.



$$(Z_1 - Z_2) = 5000 \text{ m}, \quad P_1 = 15 \text{ MPa}$$

$$T = 40 \text{ }^\circ\text{C} = \text{const}$$

$$T_r = \frac{313.2}{304.1} = 1.03, \quad P_{r1} = \frac{15}{7.38} = 2.033$$

$$\text{Equilibrium: } -w_{\text{REV}} = 0 = \Delta g + \Delta \text{PE}$$

$$g_2 - g_1 = h_2 - h_1 - T(s_2 - s_1) = g(Z_1 - Z_2) = \frac{9.807 \times 5000}{1000} = 49.04 \text{ kJ/kg}$$

From Figures D.2 and D.3,

$$h_1^* - h_1 = RT_c \times 3.54 = 203.4 \text{ kJ/kg}; \quad s_1^* - s_1 = R \times 2.61 = 0.4931 \text{ kJ/kg K}$$

$$h_2^* - h_1^* = 0; \quad s_2^* - s_1^* = 0 - R \ln(P_2/P_1) = 0.18892 \ln(P_2/15)$$

Trial and error. Assume $P_2 = 55 \text{ MPa}$ ($P_{r2} = 55/7.38 = 7.45$)

$$h_2^* - h_2 = RT_c \times 3.60 = 206.8 \text{ kJ/kg}; \quad s_2^* - s_2 = R \times 2.14 = 0.4043 \text{ kJ/kg K}$$

$$\Delta g = -206.8 + 0 + 203.4 - 313.2[-0.4043 - 0.18892 \ln(55/15) + 0.4931] = 45.7$$

Too low so assume $P_2 = 60 \text{ MPa}$ ($P_{r2} = 60/7.38 = 8.13$)

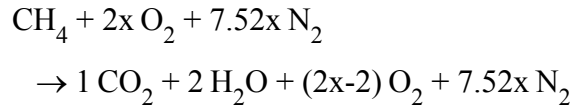
$$h_2^* - h_2 = RT_c \times 3.57 = 205.1 \text{ kJ/kg}; \quad s_2^* - s_2 = R \times 2.11 = 0.3986 \text{ kJ/kg K}$$

$$\Delta g = -205.1 + 0 + 203.4 - 313.2[-0.3986 - 0.18892 \ln(60/15) + 0.4931] = 50.7$$

Make linear interpolation $\Rightarrow P_2 = \mathbf{58 \text{ MPa}}$

15.80

In a test of a gas-turbine combustor, saturated-liquid methane at 115 K is to be burned with excess air to hold the adiabatic flame temperature to 1600 K. It is assumed that the products consist of a mixture of CO_2 , H_2O , N_2 , O_2 , and NO in chemical equilibrium. Determine the percent excess air used in the combustion, and the percentage of NO in the products.



	Then	N_2	$+$	O_2	\Leftrightarrow	2NO		Also	CO_2	H_2O
initial		7.52x		2x-2		0			1	2
change		-a		-a		+2a			0	0
final		(7.52x-a)		(2x-2-a)		2a			1	2

$$n_{\text{TOT}} = 1 + 9.52x$$

$$1600 \text{ K: } \ln K = -10.55, K = 2.628 \times 10^{-5}$$

$$2.628 \times 10^{-5} K = \frac{y_{\text{NO}}^2}{y_{\text{N}_2} y_{\text{O}_2}} \left(\frac{P}{P^0} \right)^0 = \frac{y_{\text{NO}}^2}{y_{\text{N}_2} y_{\text{O}_2}} = \frac{4a^2}{(7.52x-a)(2x-2-a)}$$

From A.9 and B.7,

$$H_R = 1[-74\,873 + 16.043(-274.7-624.1)] + 0 + 0 = -89\,292 \text{ kJ}$$

(Air assumed 25 °C)

$$H_P = 1(-393\,522 + 67\,569) + 2(-241\,826 + 52\,907)$$

$$+ (7.52x-a)(41\,904) + (2x-2-a)(44\,267) + 2a(90\,291 + 43\,319)$$

$$= -792\,325 + 403\,652x + 181\,049a$$

Assume $a \sim 0$, then from $H_P - H_R = 0 \rightarrow x = 1.7417$ and substitute

$$\frac{a^2}{(13.098-a)(1.483-a)} = \frac{2.628 \times 10^{-5}}{4}, \quad \text{get } a \approx 0.0113$$

Use this a in the energy equation

$$x = \frac{703\,042 - 181\,049 \times 0.0113}{403\,652} = 1.7366$$

$$\Rightarrow \frac{a^2}{(13.059-a)(1.4732-a)} = \frac{2.628 \times 10^{-5}}{4}, a = 0.0112 \quad \Rightarrow \quad x = 1.7366$$

$$\% \text{ excess air} = \mathbf{73.7 \%}$$

$$\% \text{ NO} = \frac{2 \times 0.0112 \times 100}{1 + 9.52 \times 1.7366} = \mathbf{0.128 \%}$$

15.81

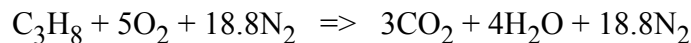
A space heating unit in Alaska uses propane combustion as the heat supply. Liquid propane comes from an outside tank at -44°C and the air supply is also taken in from the outside at -44°C . The airflow regulator is misadjusted, such that only 90% of the theoretical air enters the combustion chamber resulting in incomplete combustion. The products exit at 1000 K as a chemical equilibrium gas mixture including only CO_2 , CO , H_2O , H_2 , and N_2 . Find the composition of the products. Hint: use the water gas reaction in Example 15.4.

Propane: Liquid, $T_1 = -44^{\circ}\text{C} = 229.2 \text{ K}$

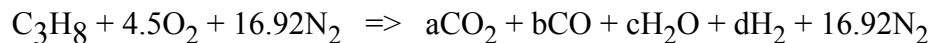
Air: $T_2 = -44^{\circ}\text{C} = 229.2 \text{ K}$, 90% Theoretical Air

Products: $T_3 = 1000 \text{ K}$, CO_2 , CO , H_2O , H_2 , N_2

Theoretical Air:



90% Theoretical Air:



Carbon: $a + b = 3$

Oxygen: $2a + b + c = 9$ Where: $2 \leq a \leq 3$

Hydrogen: $c + d = 4$

Reaction: $\text{CO} + \text{H}_2\text{O} \leftrightarrow \text{CO}_2 + \text{H}_2$

Initial: $b \quad c \quad a \quad d$

Change: $-x \quad -x \quad x \quad x$

Equil: $b - x \quad c - x \quad a + x \quad d + x$

Chose an Initial guess such as: $a = 2$, $b = 1$, $c = 4$, $d = 0$

Note: A different initial choice of constants will produce a different value for x , but will result in the same number of moles for each product.

$$n_{\text{CO}_2} = 2 + x, \quad n_{\text{CO}} = 1 - x, \quad n_{\text{H}_2\text{O}} = 4 - x, \quad n_{\text{H}_2} = x, \quad n_{\text{N}_2} = 16.92$$

The reaction can be broken down into two known reactions to find K

$$(1) \quad 2\text{CO}_2 \leftrightarrow 2\text{CO} + \text{O}_2 \quad @ \quad 1000 \text{ K} \quad \ln(K_1) = -47.052$$

$$(2) \quad 2\text{H}_2\text{O} \leftrightarrow 2\text{H}_2 + \text{O}_2 \quad @ \quad 1000 \text{ K} \quad \ln(K_2) = -46.321$$

For the overall reaction: $\ln K = (\ln(K_2) - \ln(K_1))/2 = 0.3655$; $K = 1.4412$

$$K = \frac{y_{\text{CO}_2} y_{\text{H}_2}}{y_{\text{CO}} y_{\text{H}_2\text{O}}} \left(\frac{P}{P_0} \right)^{1+1-1-1} = \frac{y_{\text{CO}_2} y_{\text{H}_2}}{y_{\text{CO}} y_{\text{H}_2\text{O}}} = 1.4412 = \frac{(2+x)x}{(1-x)(4-x)}$$

$$\Rightarrow x = 0.6462$$

$$n_{\text{CO}_2} = \mathbf{2.6462}$$

$$n_{\text{CO}} = \mathbf{0.3538}$$

$$n_{\text{N}_2} = \mathbf{16.92}$$

$$n_{\text{H}_2\text{O}} = \mathbf{3.3538}$$

$$n_{\text{H}_2} = \mathbf{0.6462}$$

15.82

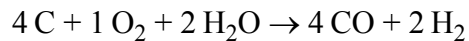
Consider the following coal gasifier proposed for supplying a syngas fuel to a gas turbine power plant. Fifty kilograms per second of dry coal (represented as 48 kg C plus 2 kg H) enter the gasifier, along with 4.76 kmol/s of air and 2 kmol/s of steam. The output stream from this unit is a gas mixture containing H₂, CO, N₂, CH₄, and CO₂ in chemical equilibrium at 900 K, 1 MPa.

a. Set up the reaction and equilibrium equation(s) for this system, and calculate the appropriate equilibrium constant(s).

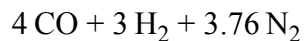
b. Determine the composition of the gas mixture leaving the gasifier.

a) Entering the gasifier: $4 \text{ C} + 1 \text{ H}_2 + 1 \text{ O}_2 + 3.76 \text{ N}_2 + 2 \text{ H}_2\text{O}$

Since the chem. equil. outlet mixture contains no C, O₂ or H₂O, we must first consider "preliminary" reaction (or reactions) to eliminate those substances in terms of substances that are assumed to be present at equilibrium. One possibility is



such that the "initial" composition for the equilibrium reaction is



(or convert equal amounts of CO and H₂ to half of CH₄ and CO₂ - also present at equilibrium. The final answer will be the same.)

reaction	2 CO	+	2 H ₂	⇌	CH ₄	+	CO ₂	also N ₂
initial	4		3		0		0	3.76
change	-2x		-2x		+x		+x	0
equil.	(4-2x)		(3-2x)		x		x	3.76

$$n_{\text{TOT}} = 10.76 - 2x$$

For CH₄ at 600 K (formula in Table A.6), $\bar{C}_{P0} = 52.22$

At 900 K

$$\bar{h}_{\text{CH}_4}^0 = -74\,873 + 52.22(900 - 298.2) = -43\,446 \text{ kJ/kmol}$$

$$\bar{s}_{\text{CH}_4}^0 = 186.251 + 52.22 \ln(900 / 298.2) = 243.936 \text{ kJ/kmol K}$$

(The integrated-equation values are -43 656 and 240.259)

$$\Delta H_{900 \text{ K}}^0 = 1(-43\,447) + 1(-393\,522 + 28\,030)$$

$$- 2(-110\,527 + 18\,397) - 2(0 + 17\,657) = -259\,993 \text{ kJ}$$

$$\Delta S_{900 \text{ K}}^0 = 1(243.935) + 1(263.646)$$

$$- 2(231.074) - 2(163.060) = -280.687 \text{ kJ/K}$$

$$\Delta G_{900\text{ K}}^0 = -259\,993 - 900(-280.687) = -7375 \text{ kJ}$$

$$\ln K = \frac{+7375}{8.3145 \times 900} = 0.9856, \quad K = \mathbf{2.679}$$

$$\text{b) } K = \frac{y_{\text{CH}_4} y_{\text{CO}_2}}{y_{\text{CO}} y_{\text{H}_2}} \left(\frac{P}{P^0}\right)^{-2} = \frac{x \times x \times (10.76 - 2x)^2}{(4 - 2x)^2 (3 - 2x)^2} \left(\frac{P}{P^0}\right)^{-2}$$

$$\text{or } \frac{x(10.76 - 2x)}{(4 - 2x)(3 - 2x)} = \frac{P}{P^0} \sqrt{K} = \frac{1}{0.1} \sqrt{2.679} = 16.368$$

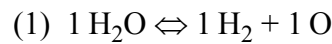
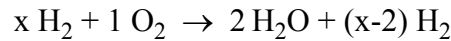
By trial & error, $x = 1.2781$

$$n_{\text{CO}} = 1.444, \quad n_{\text{H}_2} = 0.444, \quad n_{\text{CH}_4} = n_{\text{CO}_2} = 1.278, \quad n_{\text{N}_2} = 3.76$$

$$y_{\text{CO}} = 0.176, \quad y_{\text{H}_2} = 0.054, \quad y_{\text{CH}_4} = y_{\text{CO}_2} = 0.156, \quad y_{\text{N}_2} = 0.458$$

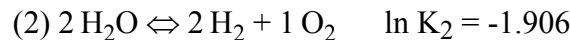
15.83

- One kilomole of liquid oxygen, O_2 , at 93 K, and x kmol of gaseous hydrogen, H_2 , at 25°C, are fed to a combustion chamber. x is greater than 2, such that there is excess hydrogen for the combustion process. There is a heat loss from the chamber of 1000 kJ per kmol of reactants. Products exit the chamber at chemical equilibrium at 3800 K, 400 kPa, and are assumed to include only H_2O , H_2 , and O .
- Determine the equilibrium composition of the products and also x , the amount of H_2 entering the combustion chamber.
 - Should another substance(s) have been included in part (a) as being present in the products? Justify your answer.



shift -a +a +a and $a > 0$

Equil 2-a x-2+a a $a < 2$ and $n_{tot} = x + a$



$$\ln K_1 = 0.5(\ln K_2 + \ln K_3) = -0.9615 \quad \Rightarrow \quad K_1 = 0.3823$$

$$\text{Equil.:} \quad \frac{K_1}{(P/P_0)^1} = \frac{(x-2+a)a}{(2-a)(x+a)} = \frac{0.3823}{4} = 0.95575$$

$$1\text{st law:} \quad Q + H_R = H_P, \quad Q = (1+x)(-1000) \text{ kJ}$$

$$\text{Table A.8: } \Delta \bar{h}_{IG}^* = -5980 \text{ kJ/kmol}$$

$$[\text{or} = 0.922 \times 32(93 - 298.2) = -6054 \text{ kJ/kmol}]$$

$$\text{Fig. D.2: } T_r = 93/154.6 = 0.601, \quad \Delta \bar{h}_f = -5.16 \times \bar{R} \times 154.6 = -6633$$

$$H_R = x(0 + 0) + 1(0 + \Delta \bar{h}_{IG}^* + \Delta \bar{h}_f) = 1(-5980 - 6633) = -12613 \text{ kJ}$$

$$H_P = (2-a)(-241826 + 171981) + (x-2+a)(0 + 119077) \\ + a(249170 + 73424) = 119077x + 511516a - 377844$$

$$= Q + H_R = -1000 - 1000x - 12613$$

$$\text{Rearrange eq. to: } x + 4.2599a = 3.03331$$

$$\text{Substitute it into the equilibrium eq.:} \quad \frac{(1.03331 + 5.2599a)a}{(2-a)(3.03331 - 3.2599a)} = 0.95575$$

$$\text{Solve } a = 0.198, \quad \text{LHS} = 0.09547, \quad x = \mathbf{2.1898}$$

$$y_{H_2O} = \frac{2-a}{x+a} = 0.755, \quad y_{H_2} = \frac{x-2+a}{x+a} = 0.162, \quad y_O = \frac{a}{x+a} = 0.083$$

$$\text{Other substances and reactions: } 2 H_2O \Leftrightarrow H_2 + 2 OH, \quad \ln K = -0.984,$$

$$H_2 \Leftrightarrow 2 H, \quad \ln K = 0.201, \quad O_2 \Leftrightarrow 2 O, \quad \ln K = -0.017$$

All are significant as K's are of order 1.

15.84

Saturated liquid butane (note: use generalized charts) enters an insulated constant pressure combustion chamber at 25°C, and x times theoretical oxygen gas enters at the same pressure and temperature. The combustion products exit at 3400 K. Assuming that the products are a chemical equilibrium gas mixture that includes CO, what is x ?

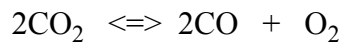
Butane: $T_1 = 25^\circ\text{C}$, sat. liq., $x_1 = 0$, $T_c = 425.2 \text{ K}$, $P_c = 3.8 \text{ MPa}$

$T_{r1} = 0.7$, Figs. D.1 and D.2, $P_{r1} = 0.10$, $P_1 = P_{r1}P_c = 380 \text{ kPa}$

Fig D.2: $(\bar{h}_1^* - \bar{h}_1)_f = 4.85 RT_c$

Oxygen: $T_2 = 25^\circ\text{C}$, X * theoretical air

Products: $T_3 = 3400 \text{ K}$



Initial 4 0 6.5(X-1)

Change -2a 2a a

Equil. 4-2a 2a 6.5(X-1) + a $n_{\text{tot}} = 2.5 + a + 6.5X$

$$n_{\text{CO}_2} = 4 - 2a, \quad n_{\text{CO}} = 2a, \quad n_{\text{O}_2} = 6.5(X-1) + a, \quad n_{\text{H}_2\text{O}} = 5,$$

$$y_{\text{CO}} = \frac{2a}{2.5 + a + 6.5X}, \quad y_{\text{CO}_2} = \frac{4 - 2a}{2.5 + a + 6.5X}, \quad y_{\text{O}_2} = \frac{6.5(x - 1) + a}{2.5 + a + 6.5X}$$

The equilibrium constant is

$$K = \frac{y_{\text{CO}} y_{\text{O}_2}}{y_{\text{CO}_2}^2} \left(\frac{P_1}{P_o} \right)^{2+1-2} = \left(\frac{a}{2-a} \right)^2 \left(\frac{6.5X - 6.5 + a}{6.5X - 2.5 + a} \right) \left(\frac{P_1}{P_o} \right)$$

@ $T_3 = 3400 \text{ K}$ Table A.11, $\ln(K) = 0.346$, $K = 1.4134$

$$1.4134 = \left(\frac{a}{2-a} \right)^2 \left(\frac{6.5X - 6.5 + a}{6.5X - 2.5 + a} \right) \quad (3.76) \quad \text{Equation 1.}$$

Need a second equation:

Energy eq.: $Q_{\text{CV}} + H_{\text{R}} = H_{\text{P}} + W_{\text{CV}}; \quad Q_{\text{CV}} = 0, \quad W_{\text{CV}} = 0$

$$H_{\text{R}} = (\bar{h}_f^0 + \Delta \bar{h})_{\text{C}_4\text{H}_{10}} = (-126\,200 - 17\,146) = -143\,346 \text{ kJ}$$

Products @ 3400 K:

$$\begin{aligned}
 H_P &= n(\bar{h}_f^0 + \Delta\bar{h})_{\text{CO}_2} + n(\bar{h}_f^0 + \Delta\bar{h})_{\text{CO}} + n(\bar{h}_f^0 + \Delta\bar{h})_{\text{O}_2} + n(\bar{h}_f^0 + \Delta\bar{h})_{\text{H}_2\text{O}} \\
 &= (4 - 2a)(-393\,522 + 177\,836) + 2a(-110\,527 + 108\,440) \\
 &\quad + [6.5(X - 1) + a](0 + 114\,101) + 5(-241\,826 + 149\,073) \\
 &= -463\,765 \text{ kJ/kmol}
 \end{aligned}$$

$$H_P = H_R \quad \Rightarrow \quad 1924820 = 541299a + 741656.5 X \quad \text{Equation 2.}$$

Two equations and two unknowns, solve for X and a.

$$a \cong \mathbf{0.87}, \quad X \cong \mathbf{1.96}$$

15.85

Derive the van't Hoff equation given in problem 15.48, using Eqs. 15.12 and 15.15. Note: the $d(\bar{g}/T)$ at constant P for each component can be expressed using the relations in Eqs. 13.18 and 13.19.

$$\text{Eq. 15.12: } \Delta G^0 = \nu_C \bar{g}_C^0 + \nu_D \bar{g}_D^0 - \nu_A \bar{g}_A^0 - \nu_B \bar{g}_B^0$$

$$\text{Eq. 15.15: } \ln K = \Delta G^0 / RT \qquad \text{Eq. 13.19: } \Delta G^0 = \Delta H^0 - T \Delta S^0$$

$$\begin{aligned} \frac{d \ln K}{dT} &= -\frac{d}{dT} \left(\frac{\Delta G^0}{RT} \right) = -\frac{1}{RT} \frac{dG^0}{dT} + \frac{\Delta G^0}{RT^2} = \frac{1}{RT^2} [\Delta G^0 - T \frac{dG^0}{dT}] \\ &= \frac{1}{RT^2} [\Delta G^0 + T \Delta S^0] \quad \text{used Eq. 13.19} \quad \frac{d\bar{g}}{dT} = -\bar{s} \\ &= \frac{1}{RT^2} \Delta H^0 \end{aligned}$$

15.86

A coal gasifier produces a mixture of 1 CO and 2H₂ that is then fed to a catalytic converter to produce methane. A chemical-equilibrium gas mixture containing CH₄, CO, H₂, and H₂O exits the reactor at 600 K, 600 kPa. Determine the mole fraction of methane in the mixture.



Initial	1	2	0	0
Change	-x	-3x	x	x
Equil.	1-x	2-3x	x	x

$$n = (1 - x) + (2 - 3x) + x + x = 3 - 2x$$

$$K = \frac{y_{\text{CH}_4} y_{\text{H}_2\text{O}}}{y_{\text{CO}} y_{\text{H}_2}^3} \left(\frac{P}{P_0} \right)^{(1+1-1-3) = -2} = \frac{x^2}{(1-x)(2-3x)^3} \left(\frac{P}{P_0} \right)^{-2}$$

$$\ln K = -\Delta G^0 / \bar{R}; \quad \Delta G^0 = \Delta H^0 - T \Delta S^0$$

$$\begin{aligned} H_P &= n_{\text{CH}_4} [\bar{h}_f^0 + \bar{C}_P(T - T_0)] + n_{\text{H}_2\text{O}} (\bar{h}_f^0 + \Delta \bar{h}) \\ &= [-74873 + 2.254 \times 16.04(600 - 298.15)] + (-241826 + 10499) = -295290 \end{aligned}$$

$$\begin{aligned} H_R &= n_{\text{CO}} (\bar{h}_f^0 + \Delta \bar{h}) + n_{\text{H}_2} (\bar{h}_f^0 + \Delta \bar{h}) = 1(-110527 + 8942) + 3(0 + 8799) \\ &= -75188 \text{ kJ} \end{aligned}$$

$$\Delta H_{600}^0 = H_P - H_R = -295290 - (-75188) = -220102 \text{ kJ}$$

$$(\bar{s}_T^0)_{\text{CH}_4} = \bar{s}_{T_0}^0 + \bar{C}_P \ln(T/T_0) = 186.251 + 2.254 \times 16.04 \ln(600/298.2) = 211.549$$

$$(\bar{s}_T^0)_{\text{H}_2\text{O}} = 213.051 \text{ kJ/kmol-K}; \quad S_P = 424.6 \text{ kJ/K}$$

$$(\bar{s}_T^0)_{\text{CO}} = 218.321 \text{ kJ/kmol-K}, \quad (\bar{s}_T^0)_{\text{H}_2} = 151.078 \text{ kJ/kmol-K}$$

$$\begin{aligned} \Delta S_{600}^0 &= S_P - S_R = (n \bar{s}_T^0)_{\text{CH}_4} + (n \bar{s}_T^0)_{\text{H}_2\text{O}} - (n \bar{s}_T^0)_{\text{CO}} - (n \bar{s}_T^0)_{\text{H}_2} \\ &= (211.549 + 213.051) - (218.321 + 3 \times 151.078) = -246.955 \text{ kJ/K} \end{aligned}$$

$$\Delta G^0 = \Delta H^0 - T \Delta S^0 = -220102 - 600(-246.955) = -71929 \text{ kJ},$$

$$\ln K = -(-71915)/(8.31451 \times 600) = 14.418 \quad \Rightarrow \quad K = 1.827 \times 10^6$$

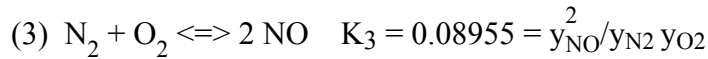
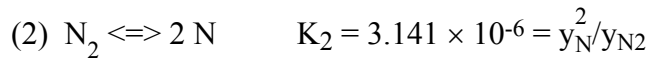
$$\text{Solve for } x, \quad x = 0.6667, \quad n_{\text{tot}} = 1.6667, \quad y_{\text{CH}_4} = \mathbf{0.4}$$

15.87

Dry air is heated from 25°C to 4000 K in a 100-kPa constant-pressure process. List the possible reactions that may take place and determine the equilibrium composition. Find the required heat transfer.

Air assumed to be 21% oxygen and 79% nitrogen by volume.

From the elementary reactions we have at 4000 K (A.10)



Call the shifts a,b,c respectively so we get

$$n_{\text{O}_2} = 0.21 - a - c, \quad n_{\text{O}} = 2a, \quad n_{\text{N}_2} = 0.79 - b - c, \quad n_{\text{N}} = 2b,$$

$$n_{\text{NO}} = 2c, \quad n_{\text{tot}} = 1 + a + b$$

From which the molefractions are formed and substituted into the three equilibrium equations. The result is

$$K_1 = 2.221 = y_{\text{O}}^2 / y_{\text{O}_2} = 4a^2 / [(1+a+b)(0.21-a-c)]$$

$$K_2 = 3.141 \times 10^{-6} = y_{\text{N}}^2 / y_{\text{N}_2} = 4b^2 / [(1+a+b)(0.79-b-c)]$$

$$K_3 = 0.08955 = y_{\text{NO}}^2 / y_{\text{N}_2} y_{\text{O}_2} = 4c^2 / [(0.79-b-c)(0.21-a-c)]$$

which gives 3 eqs. for the unknowns (a,b,c). Trial and error assume $b = c = 0$ solve for a from K_1 then for c from K_3 and finally given the (a,c) solve for b from K_2 . The order chosen according to expected magnitude $K_1 > K_3 > K_2$

$$a = 0.15, \quad b = 0.000832, \quad c = 0.0244 \Rightarrow$$

$$n_{\text{O}_2} = 0.0356, \quad n_{\text{O}} = 0.3, \quad n_{\text{N}_2} = 0.765, \quad n_{\text{N}} = 0.00167, \quad n_{\text{NO}} = 0.049$$

$$Q = H_{\text{ex}} - H_{\text{in}} = n_{\text{O}_2} \Delta \bar{h}_{\text{O}_2} + n_{\text{N}_2} \Delta \bar{h}_{\text{N}_2} + n_{\text{O}} (\bar{h}_{\text{fO}} + \Delta \bar{h}_{\text{O}})$$

$$+ n_{\text{N}} (\bar{h}_{\text{fN}} + \Delta \bar{h}_{\text{N}}) + n_{\text{NO}} (\bar{h}_{\text{fNO}} + \Delta \bar{h}_{\text{NO}}) - 0$$

$$= 0.0356 \times 138705 + 0.765 \times 130027 + 0.3(249170 + 77675)$$

$$+ 0.00167(472680 + 77532) + 0.049(90291 + 132671)$$

$$= \mathbf{214\,306 \text{ kJ/kmol air}}$$


$$[\text{If no reac. } Q = n_{\text{O}_2} \Delta \bar{h}_{\text{O}_2} + n_{\text{N}_2} \Delta \bar{h}_{\text{N}_2} = 131\,849 \text{ kJ/kmol air}]$$

15.88

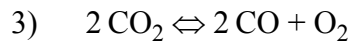
Methane is burned with theoretical oxygen in a steady flow process, and the products exit the combustion chamber at 3200 K, 700 kPa. Calculate the equilibrium composition at this state, assuming that only CO_2 , CO , H_2O , H_2 , O_2 , and OH are present.



Dissociation reactions:



change -2a +2a +a change -2b +b +2b



change -2c +2c +c

At equilibrium:

$$\begin{array}{llll} N_{\text{H}_2\text{O}} = & 2-2a-2b & n_{\text{O}_2} = & a+c & n_{\text{CO}_2} = & 1-2c \\ N_{\text{H}_2} = & 2a+b & n_{\text{OH}} = & 2b & n_{\text{CO}} = & 2c \\ & & & & n_{\text{TOT}} = & 3+a+b+c \end{array}$$

Products at 3200 K, 700 kPa

$$K_1 = 0.007328 = \left(\frac{2a+b}{2-2a-2b}\right)^2 \left(\frac{a+c}{3+a+b+c}\right) \left(\frac{700}{100}\right)$$

$$K_2 = 0.012265 = \left(\frac{2b}{2-2a-2b}\right)^2 \left(\frac{2a+b}{3+a+b+c}\right) \left(\frac{700}{100}\right)$$

$$K_3 = 0.426135 = \left(\frac{2c}{1-2c}\right)^2 \left(\frac{a+c}{3+a+b+c}\right) \left(\frac{700}{100}\right)$$

These 3 equations must be solved simultaneously for a, b, & c. If solving by hand divide the first equation by the second, and solve for $c = \text{fn}(a,b)$. This reduces the solution to 2 equations in 2 unknowns. Solving,

$$a = 0.024, b = 0.1455, c = 0.236$$

Substance:	H_2O	H_2	O_2	OH	CO_2	CO
n	1.661	0.1935	0.260	0.291	0.528	0.472
y	0.4877	0.0568	0.0764	0.0855	0.1550	0.1386

**SOLUTION MANUAL
ENGLISH UNIT PROBLEMS
CHAPTER 15**

SONNTAG • BORGNAKKE • VAN WYLEN



FUNDAMENTALS
of
Thermodynamics
Sixth Edition

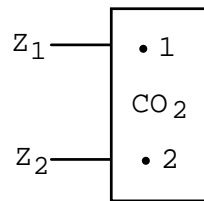
CHAPTER 15**CONTENT CHAPTER 15**

SUBSECTION	PROB NO.
Correspondence table	
Equilibrium	89
Chemical equilibrium, Equilibrium Constant	90-99
Simultaneous Reactions	100-103
Review problems	104-106

New	5th	SI	New	5th	SI	New	5th	SI
89	53	21	95	62	45	101	67	71
90	new	25	96	63	54	102	68	72
91	58	31	97	64	58	103	69	73
92	59	36	98	new	59	104	70	88
93	60	37	99	new	63	105	71	80
94	61	39	100	65	68	106	72	87

Equilibrium**15.89E**

Carbon dioxide at 2200 lbf/in.^2 is injected into the top of a 3-mi deep well in connection with an enhanced oil recovery process. The fluid column standing in the well is at a uniform temperature of 100 F . What is the pressure at the bottom of the well assuming ideal gas behavior?



$$(Z_1 - Z_2) = 3 \text{ miles} = 15\,840 \text{ ft}$$

$$P_1 = 2200 \text{ lbf/in.}^2, \quad T = 100 \text{ F} = \text{const}$$

Equilibrium and ideal gas behavior

$$-w_{\text{REV}} = 0 = \Delta g + \Delta \text{PE} = RT \ln(P_2/P_1) + g(Z_2 - Z_1) = 0$$

$$\ln(P_2/P_1) = \frac{32.2 \times 15\,840}{32.2 \times 35.1 \times 559.7} = 0.8063$$

$$P_2 = 2200 \exp(0.8063) = 4927 \text{ lbf/in.}^2$$

Chemical equilibrium, Equilibrium Constant**15.90E**

Calculate the equilibrium constant for the reaction $O_2 \rightleftharpoons 2O$ at temperatures of 537 R and 10 000 R.

Find the change in Gibbs function at the two T's from Table F.6:

$$537 \text{ R: } \Delta H^0 = 2\bar{h}_{fO}^0 - 1\bar{h}_{fO_2}^0 = 2 \times 107\,124 = 214\,248 \text{ Btu/lbmol};$$

$$\Delta S^0 = 2\bar{s}_O^0 - 1\bar{s}_{O_2}^0 = 2 \times 38.442 - 48.973 = 27.911 \text{ Btu/lbmol R}$$

$$\Delta G^0 = \Delta H^0 - T\Delta S^0 = 214\,248 - 537 \times 27.911 = 199\,260 \text{ Btu/lbmol}$$

$$\ln K = -\frac{\Delta G^0}{\bar{R}T} = -\frac{+199\,260}{1.98589 \times 537} = -\mathbf{185.85}$$

$$10\,000 \text{ R: } \Delta H^0 = 2\bar{h}_{fO}^0 - 1\bar{h}_{fO_2}^0 = 2(107\,124 + 47\,897) - 87\,997 \\ = 222\,045 \text{ Btu/lbmol};$$

$$\Delta S^0 = 2\bar{s}_O^0 - 1\bar{s}_{O_2}^0 = 2 \times 53.210 - 74.034 = 32.386 \text{ Btu/lbmol R}$$

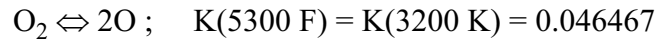
$$\Delta G^0 = \Delta H^0 - T\Delta S^0 = 222\,045 - 10\,000 \times 32.386 = -101\,815$$

$$\ln K = -\Delta G^0/RT = 101\,815 / (1.98589 \times 10\,000) = +\mathbf{5.127}$$

15.91E

Pure oxygen is heated from 77 F to 5300 F in a steady flow process at a constant pressure of 30 lbf/in.². Find the exit composition and the heat transfer.

The only reaction will be the dissociation of the oxygen



Look at initially 1 mol Oxygen and shift the above reaction with x

$$n_{\text{O}_2} = 1 - x; \quad n_{\text{O}} = 2x; \quad n_{\text{tot}} = 1 + x; \quad y_i = n_i/n_{\text{tot}}$$

$$K = \frac{y_{\text{O}}^2}{y_{\text{O}_2}} \left(\frac{P}{P_o}\right)^{2-1} = \frac{4x^2}{(1+x)^2} \frac{1+x}{1-x} \left(\frac{30}{14.7}\right)^{-1} = \frac{8x^2}{1-x^2}$$

$$x^2 = \frac{K/8}{1 + K/8} \Rightarrow x = 0.07599; \quad y_{\text{O}_2} = \mathbf{0.859}; \quad y_{\text{O}} = \mathbf{0.141}$$

$$\bar{q} = n_{\text{O}_2\text{ex}} \bar{h}_{\text{O}_2\text{ex}} + n_{\text{Oex}} \bar{h}_{\text{Oex}} - \bar{h}_{\text{O}_2\text{in}} = (1+x)(y_{\text{O}_2} \bar{h}_{\text{O}_2} + y_{\text{O}} \bar{h}_{\text{O}}) - 0$$

$$\bar{h}_{\text{O}_2} = 45\,581; \quad \bar{h}_{\text{O}} = 107\,124 + 26\,125 = 133\,249$$

$$\bar{q} = 1.076(0.859 \times 45\,581 + 0.141 \times 133\,249) = 62\,345 \text{ Btu/lbmol O}_2$$

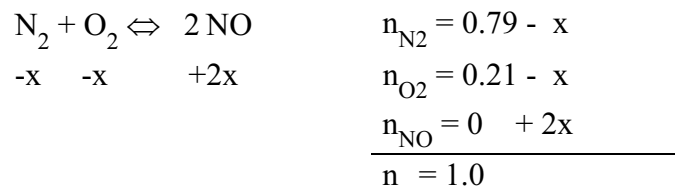
$$q = \bar{q}/32 = 1\,948 \text{ Btu/lbm} \quad (=1424 \text{ if no dissociation})$$

15.92E

Air (assumed to be 79% nitrogen and 21% oxygen) is heated in a steady flow process at a constant pressure of 14.7 lbf/in.^2 , and some NO is formed. At what temperature will the mole fraction of NO be 0.001?

$0.79\text{N}_2 + 0.21\text{O}_2$ heated at 14.7 lbf/in.^2 , forms NO

At exit, $y_{\text{NO}} = 0.001$



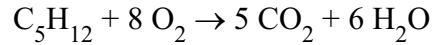
$$y_{\text{NO}} = 0.001 = \frac{2x}{1.0} \Rightarrow x = 0.0005 \Rightarrow n_{\text{N}_2} = 0.7895, \quad n_{\text{O}_2} = 0.2095$$

$$K = \frac{y_{\text{NO}}^2}{y_{\text{N}_2} y_{\text{O}_2}} \left(\frac{P}{P^0} \right)^0 = \frac{10^{-6}}{0.7895 \times 0.2095} = 6.046 \times 10^{-6} \quad \text{or} \quad \ln K = -12.016$$

From Table A.11, $T = 1444 \text{ K} = \mathbf{2600 \text{ R}}$

15.93E

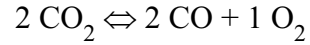
The combustion products from burning pentane, C_5H_{12} , with pure oxygen in a stoichiometric ratio exists at 4400 R. Consider the dissociation of only CO_2 and find the equilibrium mole fraction of CO.



At 4400 R,

$$\ln K = -7.226$$

$$K = 7.272 \times 10^{-4}$$



Initial	5	0	0	
Change	<u>-2z</u>	<u>+2z</u>	<u>+z</u>	
Equil.	5-2z	2z	z	

Assuming $P = P^0 = 0.1$ MPa,

$$K = \frac{y_{CO}^2 y_{O_2}}{y_{CO_2}^2} \left(\frac{P}{P^0} \right) = \left(\frac{2z}{5-2z} \right)^2 \left(\frac{z}{5+z} \right) (1) = 7.272 \times 10^{-4};$$

Trial & error on z: $z = 0.2673$

$$n_{CO_2} = 4.4654; \quad n_{CO} = 0.5346; \quad n_{O_2} = 0.2673$$

$$y_{CO} = \mathbf{0.1015}$$

15.94E

Pure oxygen is heated from 77 F, 14.7 lbf/in.² to 5300 F in a constant volume container. Find the final pressure, composition, and the heat transfer

As oxygen is heated it dissociates



$$\text{C. V. Heater: } U_2 - U_1 = {}_1Q_2 = H_2 - H_1 - P_2v + P_1v$$

$$\text{Per mole O}_2: {}_1\bar{q}_2 = \bar{h}_2 - \bar{h}_1 + \bar{R}(T_1 - (n_2/n_1)T_2)$$

Shift x in reaction final composition: $(1 - x)\text{O}_2 + 2x\text{O}$

$$n_1 = 1 \quad n_2 = 1 - x + 2x = 1 + x$$

$$y_{\text{O}_2} = (1 - x)/(1 + x); \quad y_{\text{O}} = 2x/(1 + x)$$

$$\text{Ideal gas and } V_2 = V_1 \Rightarrow P_2 = P_1 n_2 T_2 / n_1 T_1 \Rightarrow P_2/P_0 = (1 + x)T_2/T_1$$

Substitute the molefractions and the pressure into the equilibrium equation

$$K_{\text{eq}} = e^{-3.069} = \frac{y_{\text{O}}^2 P_2}{y_{\text{O}_2} P_0} = \left(\frac{2x}{1+x}\right)^2 \left(\frac{1+x}{1-x}\right) \left(\frac{1+x}{1}\right) \left(\frac{T_2}{T_1}\right)$$

$$\Rightarrow \frac{4x^2}{1-x} = \frac{T_1}{T_2} e^{-3.069} = 0.00433 \Rightarrow x = 0.0324$$

$$(n_{\text{O}_2})_2 = 0.9676, \quad (n_{\text{O}})_2 = 0.0648, \quad n_2 = 1.0324$$

$${}_1\bar{q}_2 = 0.9676(45\,581) + 0.0648(107\,124 + 26\,125) - \emptyset$$

$$+ 1.98589(536.67 - 1.0324 \times 5760) = \mathbf{41\,996\,Btu/lbmol\,O_2}$$

$$y_{\text{O}_2} = 0.9676 / 1.0324 = \mathbf{0.937}; \quad y_{\text{O}} = 0.0648 / 1.0324 = \mathbf{0.0628}$$

15.95E

The equilibrium reaction with methane as $\text{CH}_4 \Leftrightarrow \text{C} + 2\text{H}_2$ has $\ln K = -0.3362$ at 1440 R and $\ln K = -4.607$ at 1080 R. By noting the relation of K to temperature, show how you would interpolate $\ln K$ in $(1/T)$ to find K at 1260 R and compare that to a linear interpolation.

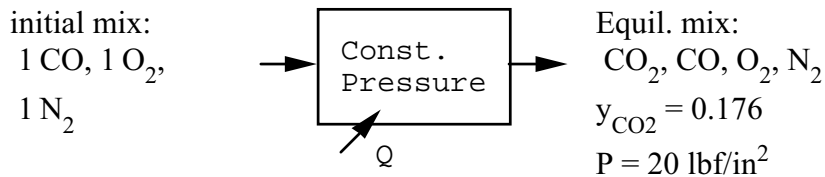
$$\begin{aligned} \ln K &= -0.3362 \text{ at } 1440 \text{ R} & \ln K &= -4.607 \text{ at } 1080 \text{ R} \\ \ln K_{1260} &= \ln K_{1440} + \frac{\frac{1}{1260} - \frac{1}{1440}}{\frac{1}{1080} - \frac{1}{1440}} \times (-4.607 + 0.3362) \\ &= -0.3362 + \frac{\frac{1440}{1260} - 1}{\frac{1440}{1080} - 1} \times (-4.2708) = -2.1665 \end{aligned}$$

Linear interpolation:

$$\begin{aligned} \ln K_{1260} &= \ln K_{1080} + \frac{1260 - 1080}{1440 - 1080} (\ln K_{1440} - \ln K_{1080}) \\ &= -4.607 + \frac{1}{2} (-0.3362 + 4.607) = \mathbf{-2.4716} \end{aligned}$$

15.96E

A gas mixture of 1 pound mol carbon monoxide, 1 pound mol nitrogen, and 1 pound mol oxygen at 77 F, 20 lbf/in.², is heated in a constant pressure steady flow process. The exit mixture can be assumed to be in chemical equilibrium with CO₂, CO, O₂, and N₂ present. The mole fraction of CO₂ at this point is 0.176. Calculate the heat transfer for the process.



reaction	2 CO ₂	⇌	2 CO	+	O ₂	also,	N ₂
initial	0		1		1		1
change	+2x		-2x		-x		0
equil.	2x		(1-2x)		(1-x)		1

$$y_{\text{CO}_2} = 0.176 = \frac{2x}{3-x} \Rightarrow x = 0.24265$$

$$\left. \begin{array}{l} n_{\text{CO}_2} = 0.4853 \quad n_{\text{O}_2} = 0.75735 \\ n_{\text{CO}} = 0.5147 \quad n_{\text{N}_2} = 1 \end{array} \right\} \begin{cases} y_{\text{CO}_2} = 0.176 \\ y_{\text{CO}} = 0.18667 \\ y_{\text{O}_2} = 0.27467 \end{cases}$$

$$K = \frac{y_{\text{CO}} y_{\text{O}_2}}{y_{\text{CO}_2}^2} \left(\frac{P}{P^0}\right)^1 = \frac{0.18667 \times 0.27467}{0.176^2} \left(\frac{20}{14.504}\right) = 0.42607$$

Since Table A.11 corresponds to a pressure P₀ of 100 kPa, which is 14.504 lbf/in². Then, from A.11, T_{PROD} = 3200 K = 5760 R

$$H_R = -47518 \text{ Btu}$$

$$H_P = 0.4853(-169184 + 71075) + 0.5147(-47518 + 43406) + 0.75735(0 + 45581) + 1(0 + 43050) = +27842 \text{ Btu}$$

$$Q_{\text{CV}} = H_P - H_R = 27842 - (-47518) = +75360 \text{ Btu}$$

15.97E

Use the information in problem 15.95E to estimate the enthalpy of reaction, ΔH° , at 1260 R using the van't Hoff equation (see problem 15.48) with finite differences for the derivatives.

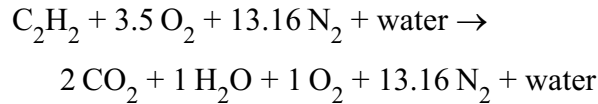
$$\begin{aligned} d\ln K &= [\Delta H^\circ / \bar{R}T^2] dT \quad \text{or} \quad \text{solve for } \Delta H^\circ \\ \Delta H^\circ &= \bar{R}T^2 \frac{d\ln K}{dT} = \bar{R}T^2 \frac{\Delta \ln K}{\Delta T} \\ &= 1.98589 \times 1260^2 \times \frac{-0.3362 + 4.607}{1440 - 1080} = 37403 \text{ Btu/lb mol} \end{aligned}$$

[Remark: compare this to F.6 values + F.4, F.11,

$$\begin{aligned} \Delta H^\circ &= H_C + 2H_{H_2} - H_{CH_4} = 0.146 \times 12 \times (1260 - 537) + 2 \times 5044 \\ &\quad - 0.538 \times 16.043 \times (1260 - 537) - (-32190) = \mathbf{37304} \end{aligned}$$

15.98E

Acetylene gas at 77 F is burned with 140% theoretical air, which enters the burner at 77 F, 14.7 lbf/in.², 80% relative humidity. The combustion products form a mixture of CO₂, H₂O, N₂, O₂, and NO in chemical equilibrium at 3500 F, 14.7 lbf/in.². This mixture is then cooled to 1340 F very rapidly, so that the composition does not change. Determine the mole fraction of NO in the products and the heat transfer for the overall process.



$$\text{Water: } P_V = 0.8 \times 0.46 = 0.368 \text{ lbf/in}^2$$

$$n_V = n_A \times \frac{P_V}{P_A} = (3.5 + 13.16) \times \frac{0.368}{14.332} = 0.428$$

So, total H₂O in products is : 1 + n_V = 1.428.



$$\text{change : } -x \quad -x \quad +2x$$

$$\text{at } 3500 \text{ F} = 3960 \text{ R} (=2200 \text{ K}), \text{ from A.11: } K = 0.001 \text{ 074}$$

Equilibrium products:

$$n_{\text{CO}_2} = 2, \quad n_{\text{H}_2\text{O}} = 1.428, \quad n_{\text{O}_2} = 1-x,$$

$$n_{\text{N}_2} = 13.16-x, \quad n_{\text{NO}} = 0+2x, \quad n_{\text{TOT}} = 17.588$$

$$K = \frac{(2x)^2}{(1-x)(13.16-x)} = 0.001 \text{ 074}$$

$$\text{By trial and error, } x = 0.0576$$

$$y_{\text{NO}} = \frac{2 \times 0.0576}{17.588} = \mathbf{0.006 \text{ 55}}$$

b) Final products (same composition) at 1340 F = 1800 R

$$H_R = 1(97 \text{ 476}) + 0.428(-103 \text{ 966}) = 52 \text{ 979 Btu}$$

$$H_P = 2(-169 \text{ 184} + 14 \text{ 358}) + 1.428(-103 \text{ 966} + 11 \text{ 178})$$

$$+ 0.9424(0 + 9761) + 13.1024(0 + 9227) + 0.1152(38 \text{ 818} + 9557)$$

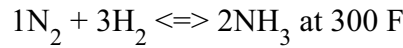
$$= -306 \text{ 486 Btu}$$

$$Q_{\text{CV}} = H_P - H_R = \mathbf{-359 \text{ 465 Btu}}$$

15.99E

An important step in the manufacture of chemical fertilizer is the production of ammonia, according to the reaction: $\text{N}_2 + 3\text{H}_2 \Leftrightarrow 2\text{NH}_3$

- Calculate the equilibrium constant for this reaction at 300 F.
- For an initial composition of 25% nitrogen, 75% hydrogen, on a mole basis, calculate the equilibrium composition at 300 F, 750 lbf/in.².



$$\text{a) } \bar{h}_{\text{NH}_3, 300 \text{ F}}^{\circ} = -19\,656 + 0.509 \times 17.031(300 - 77) = -17723$$

$$\bar{s}_{\text{NH}_3, 300 \text{ F}}^{\circ} = 45.969 + 0.509 \times 17.031 \ln \frac{760}{537} = 48.980$$

$$\Delta H_{300 \text{ F}}^{\circ} = 2(-17723) - 1(0 + 1557) - 3(0 + 1552) = -41\,659 \text{ Btu}$$

$$\Delta S_{300 \text{ F}}^{\circ} = 2(48.98) - 1(48.164) - 3(33.60) = -51.0 \text{ Btu/R}$$

$$\Delta G_{300 \text{ F}}^{\circ} = -41\,659 - 760(-51.0) = -2899 \text{ Btu}$$

$$\ln K = \frac{+2899}{1.98589 \times 760} = 1.9208, \quad K = \mathbf{6.826}$$

$$\text{b) } n_{\text{NH}_3} = 2x, \quad n_{\text{N}_2} = 1-x, \quad n_{\text{H}_2} = 3-3x$$

$$K = \frac{y_{\text{NH}_3}^2}{y_{\text{N}_2} y_{\text{H}_2}^3} \left(\frac{P}{P^0} \right)^{-2} = \frac{(2x)^2 2^2 (2-x)^2}{3^3 (1-x)^4} \left(\frac{P}{P^0} \right)^{-2}$$

$$\text{or } \left(\frac{x}{1-x} \right)^2 \left(\frac{2-x}{1-x} \right)^2 = \frac{27}{16} \times 6.826 \times \left(\frac{750}{14.7} \right)^2 = 29985$$

$$\text{or } \left(\frac{x}{1-x} \right) \left(\frac{2-x}{1-x} \right) = 173.16$$

→ Trial & Error:

$$x = 0.9242$$

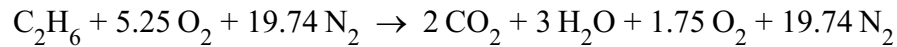
	n	y
NH ₃	1.848	0.8591
N ₂	0.0758	0.0352
H ₂	0.2273	0.1057

Simultaneous Reactions

15.100E

Ethane is burned with 150% theoretical air in a gas turbine combustor. The products exiting consist of a mixture of CO_2 , H_2O , O_2 , N_2 , and NO in chemical equilibrium at 2800 F, 150 lbf/in.². Determine the mole fraction of NO in the products. Is it reasonable to ignore CO in the products?

Combustion:



a) Products at 2800 F, 150 lbf/in.². Equilibrium mixture: CO_2 , H_2O , O_2 , N_2 , NO

	N_2	+	O_2	\Leftrightarrow	2NO
initial	19.74		1.75		0
change	-x		-x		+2x
equil.	19.74-x		1.75-x		2x

Equil. comp. $n_{\text{CO}_2} = 2$, $n_{\text{H}_2\text{O}} = 3$, $n_{\text{O}_2} = 1.75-x$, $n_{\text{N}_2} = 19.74-x$, $n_{\text{NO}} = 2x$

$$K = 1.283 \times 10^{-4} = \frac{y_{\text{NO}}^2}{y_{\text{N}_2} y_{\text{O}_2}} \left(\frac{P}{P^0}\right)^0 = \frac{4x^2}{(19.74-x)(1.75-x)}$$

Solving, $x = 0.03295$

$$y_{\text{NO}} = \frac{2 \times 0.03295}{26.49} = \mathbf{0.00249}$$

b)	2CO_2	\Leftrightarrow	2CO	+	O_2
initial	2		0		0
change	-2a		+2a		+2a
equil.	2-2a		2a		2x

$$K = 5.259 \times 10^{-8} = \frac{y_{\text{CO}} y_{\text{O}_2}}{y_{\text{CO}_2}} \left(\frac{P}{P^0}\right)^1 = \left(\frac{2a}{2-2a}\right)^2 \left(\frac{1.75-x+a}{26.49+a}\right) \left(\frac{150}{14.504}\right)$$

Since Table A.11 corresponds to a pressure P_0 of 100 kPa, which is 14.504 lbf/in.². This equation should be solved simultaneously with the equation solved in part a) (modified to include the unknown a). Since x was found to be small and also a will be very small, the two are practically independent. Therefore, use the value $x = 0.03295$ in the equation above, and solve for a.

$$\left(\frac{a}{1-a}\right)^2 \left(\frac{1.75-0.03295+a}{26.49+a}\right) = \left(\frac{14.504}{150}\right) \times 5.259 \times 10^{-8}$$

Solving, $a = 0.00028$ or $y_{\text{CO}} = 2.1 \times 10^{-5}$ negligible for most applications.

15.101E

One pound mole of air (assumed to be 78% nitrogen, 21% oxygen, and 1% argon) at room temperature is heated to 7200 R, 30 lbf/in.². Find the equilibrium composition at this state, assuming that only N₂, O₂, NO, O, and Ar are present.

1 lbmol air (0.78 N₂, 0.21 O₂, 0.01 Ar) heated to 7200 R, 30 lbf/in.².



change -a -a +2a change -b +2b

Equil.:

$$\begin{array}{llll} n_{\text{N}_2} = & 0.78 - a & n_{\text{Ar}} = & 0.01 & n_{\text{NO}} = & 2a \\ n_{\text{O}_2} = & 0.21 - a - b & n_{\text{O}} = & 2b & n = & 1 + b \end{array}$$

$$K_1 = 0.0895 = \frac{4a^2}{(0.78 - a)(0.21 - a - b)} \left(\frac{30}{14.504} \right)^0$$

$$K_2 = 2.221 = \frac{4b^2}{(1 + b)(0.21 - a - b)} \left(\frac{30}{14.504} \right)$$

Divide 1st eq'n by 2nd and solve for a as function(b), using

$$X = \frac{K_1}{K_2} \left(\frac{P}{P^0} \right) = 0.08335$$

Get

$$a = \frac{Xb^2}{2(1+b)} \left[-1 + \sqrt{1 + \frac{4 \times 0.78(1+b)}{Xb^2}} \right] \quad (1)$$

Also

$$\frac{b^2}{(1+b)(0.21 - a - b)} = \frac{K_2}{4(P/P^0)} = 0.26844 \quad (2)$$

Assume b = 0.1269

From (1), get a = 0.0299

Then, check a & b in (2) ⇒ OK

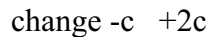
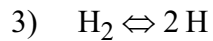

Therefore,

Subst.	N ₂	O ₂	Ar	O	NO
n	0.7501	0.0532	0.01	0.2538	0.0598
y	0.6656	0.0472	0.0089	0.2252	0.0531

15.102E

One pound mole of water vapor at 14.7 lbf/in.^2 , 720 R , is heated to 5400 R in a constant pressure steady flow process. Determine the final composition, assuming that H_2O , H_2 , H , O_2 , and OH are present at equilibrium.

Reactions:



At equilibrium (5400 R , 14.7 lbf/in^2)

$$n_{\text{H}_2\text{O}} = 1 - 2a - 2b \qquad n_{\text{OH}} = 2b$$

$$n_{\text{H}_2} = 2a + b - c \qquad n_{\text{H}} = 2c$$

$$n_{\text{O}_2} = a \qquad n_{\text{TOT}} = 1 + a + b + c$$

$$\frac{K_1}{(P/P^0)} = \frac{2.062 \times 10^{-3}}{1.03} = \left(\frac{2a+b-c}{1-2a-2b} \right)^2 \left(\frac{a}{1+a+b+c} \right)$$

$$\frac{K_2}{(P/P^0)} = \frac{2.893 \times 10^{-3}}{1.03} = \left(\frac{2a+b-c}{1+a+b+c} \right) \left(\frac{2b}{1-2a-2b} \right)^2$$

$$\frac{K_3}{(P/P^0)} = \frac{2.496 \times 10^{-2}}{1.03} = \frac{(2a)^2}{(2a+b-c)(1+a+b+c)}$$

These three equations must be solved simultaneously for

$$a, b \text{ \& } c: \quad a = 0.0622, b = 0.0570, c = 0.0327$$

$$\text{and} \quad n_{\text{H}_2\text{O}} = 0.7616 \quad y_{\text{H}_2\text{O}} = 0.6611$$

$$n_{\text{H}_2} = 0.1487 \quad y_{\text{H}_2} = 0.1291$$

$$n_{\text{O}_2} = 0.0622 \quad y_{\text{O}_2} = 0.0540$$

15.103E

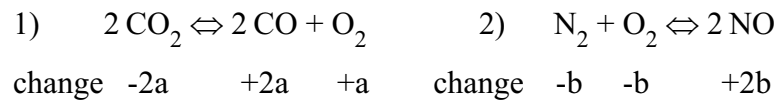
Acetylene gas and x times theoretical air ($x > 1$) at room temperature and 75 lbf/in.² are burned at constant pressure in an adiabatic steady flow process. The flame temperature is 4600 R, and the combustion products are assumed to consist of N₂, O₂, CO₂, H₂O, CO, and NO. Determine the value of x .

Combustion:



Eq. products 4600 R, 75 lbf/in²: N₂, O₂, CO₂, H₂O, CO, NO

2 Reactions:



Equil. Comp.:

$$\begin{array}{l} n_{\text{N}_2} = 9.4x - b \qquad n_{\text{CO}_2} = 2 - 2a \\ n_{\text{O}_2} = 2.5x - 2.5 + a - b \qquad n_{\text{H}_2\text{O}} = 1 \\ n_{\text{CO}} = 2a \qquad n_{\text{NO}} = 2b \\ n_{\text{TOT}} = \frac{11.9x + 0.5 + a}{1} \end{array}$$

At 4600 R, from A.17: $K_1 = 2.359 \times 10^{-3}$, $K_2 = 4.249 \times 10^{-3}$

$$\frac{K_1}{(P/P^0)} = \frac{2.359 \times 10^{-3}}{5.103} = 4.622 \times 10^{-4} = \left(\frac{a}{1-a}\right)^2 \left(\frac{2.5x - 2.5 + a - b}{11.9x + 0.5 + a}\right)$$

$$K_2 = 4.249 \times 10^{-3} = \frac{(2b)^2}{(9.4 - b)(2.5x - 2.5 + a - b)}$$

Also, from the 1st law: $H_p - H_R = 0$ where

$$H_R = 1(+97\,477) + 0 + 0 = +97\,497 \text{ Btu}$$

$$\begin{aligned} H_p = & (9.4x - b)(0 + 32\,817) + (2.5x - 2.5 + a - b)(0 + 34\,605) \\ & + (2 - 2a)(-169\,184 + 53\,885) + 1(-103\,966 + 43\,899) \\ & + 2a(-47\,518 + 33\,122) + 2b(38\,818 + 31\,161) \end{aligned}$$

Substituting,

$$394\,992 \times x + 236\,411 \times a + 72\,536 \times b - 377\,178 = 97477$$

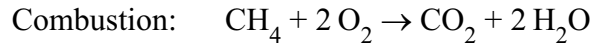
which results in a set of 3 equations in the 3 unknowns x, a, b . Trial and error solution from the last eq. and the ones for K_1 and K_2 . The result is

$$\mathbf{x = 1.12}, \quad a = 0.1182, \quad b = 0.05963$$

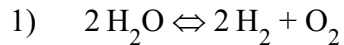
Review problems

15.104E

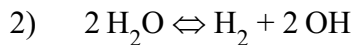
Methane is burned with theoretical oxygen in a steady flow process, and the products exit the combustion chamber at 5300 F, 100 lbf/in.². Calculate the equilibrium composition at this state, assuming that only CO₂, CO, H₂O, H₂, O₂, and OH are present.



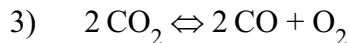
Dissociation reactions:



change -2a +2a +a



change -2b +b +2b



change -2c +2c +c

At equilibrium:

$$n_{\text{H}_2\text{O}} = 2-2a-2b$$

$$n_{\text{H}_2} = 2a+b$$

$$n_{\text{O}_2} = a+c$$

$$n_{\text{OH}} = 2b$$

$$n_{\text{CO}_2} = 1-2c$$

$$n_{\text{CO}} = 2c$$

$$n_{\text{TOT}} = \frac{3+a+b+c}{\quad}$$

Products at 5300F, 100 lbf/in²

$$K_1 = 0.007328 = \left(\frac{2a+b}{2-2a-2b}\right)^2 \left(\frac{a+c}{3+a+b+c}\right) \left(\frac{100}{14.504}\right)$$

$$K_2 = 0.012265 = \left(\frac{2b}{2-2a-2b}\right)^2 \left(\frac{2a+b}{3+a+b+c}\right) \left(\frac{100}{14.504}\right)$$

$$K_3 = 0.426135 = \left(\frac{2c}{1-2c}\right)^2 \left(\frac{a+c}{3+a+b+c}\right) \left(\frac{100}{14.504}\right)$$

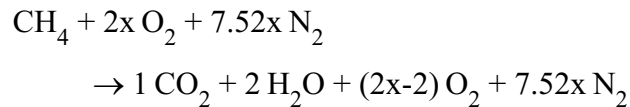
These 3 equations must be solved simultaneously for a, b, & c. If solving by hand divide the first equation by the second, and solve for c = fn(a,b). This reduces the solution to 2 equations in 2 unknowns. Solving,

$$a = 0.0245, b = 0.1460, c = 0.2365$$

Substance:	H ₂ O	H ₂	O ₂	OH	CO ₂	CO
n	1.659	0.195	0.260	0.292	0.527	0.473
y	0.4871	0.0573	0.0763	0.0857	0.1547	0.1389

15.105E

In a test of a gas-turbine combustor, saturated-liquid methane at 210 R is to be burned with excess air to hold the adiabatic flame temperature to 2880 R. It is assumed that the products consist of a mixture of CO_2 , H_2O , N_2 , O_2 , and NO in chemical equilibrium. Determine the percent excess air used in the combustion, and the percentage of NO in the products.



Then	N_2	+	O_2	\Leftrightarrow	2NO	Also	CO_2	H_2O
init	7.52x		2x-2		0		1	2
ch.	-a		-a		+2a		0	0
equil.	(7.52x-a)		(2x-2-a)		2a		1	2

$$n_{\text{TOT}} = 1 + 9.52x$$

$$2880 \text{ R: } \ln K = -10.55, \quad K = 2.628 \times 10^{-5}$$

$$2.628 \times 10^{-5} K = \frac{y_{\text{NO}}^2}{y_{\text{N}_2} y_{\text{O}_2}} \left(\frac{P}{P^0} \right)^0 = \frac{y_{\text{NO}}^2}{y_{\text{N}_2} y_{\text{O}_2}} = \frac{4a^2}{(7.52x-a)(2x-2-a)}$$

$$H_R = 1[-32\,190 + (-1854-4300)] + 0 + 0 \text{ (assume 77 F)} = -38\,344 \text{ Btu}$$

$$H_P = 1(-169\,184 + 29\,049) + 2(-103\,966 + 22\,746)$$

$$+ (7.52x-a)(18\,015) + (2x-2-a)(19\,031) + 2a(38\,818 + 18\,624) \\ = -340\,639 + 173\,535x + 77\,838a$$

$$\text{Assume } a \sim 0, \text{ then from } H_P - H_R = 0 \rightarrow x = 1.742$$

Subst.

$$\frac{a^2}{(13.1-a)(1.484-a)} = \frac{2.628 \times 10^{-5}}{4}, \quad \text{get } a \approx 0.01125$$

Use this a in 1st law

$$x = \frac{302\,295 - 77\,838 \times 0.01125}{173\,535} = 1.737$$

$$\Rightarrow \frac{a^2}{(13.062-a)(1.474-a)} = \frac{2.628 \times 10^{-5}}{4}, \quad a = 0.0112$$

$$\Rightarrow x = 1.737 \quad \% \text{ excess air} = \mathbf{73.7 \%}$$

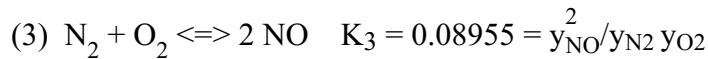
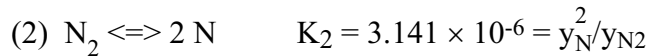
$$\% \text{ NO} = \frac{2 \times 0.0112 \times 100}{1 + 9.52 \times 1.737} = \mathbf{0.128 \%}$$

15.106E

Dry air is heated from 77 F to 7200 R in a 14.7 lbf/in.² constant-pressure process. List the possible reactions that may take place and determine the equilibrium composition. Find the required heat transfer.

Air assumed to be 21% oxygen and 79% nitrogen by volume.

From the elementary reactions at 4000 K = 7200 R (A.11):



Call the shifts a,b,c respectively so we get

$$n_{\text{O}_2} = 0.21 - a - c, \quad n_{\text{O}} = 2a, \quad n_{\text{N}_2} = 0.79 - b - c, \quad n_{\text{N}} = 2b,$$

$$n_{\text{NO}} = 2c, \quad n_{\text{tot}} = 1 + a + b$$

From which the molefractions are formed and substituted into the three equilibrium equations. The result is corrected for 1 atm = 14.7 lbf/in.² = 101.325 kPa versus the tables 100 kPa

$$K_1 = 2.1511 = y_{\text{O}}^2 / y_{\text{O}_2} = 4a^2 / [(1+a+b)(0.21-a-c)]$$

$$K_2 = 3.042 \times 10^{-6} = y_{\text{N}}^2 / y_{\text{N}_2} = 4b^2 / [(1+a+b)(0.79-b-c)]$$

$$K_3 = 0.08955 = y_{\text{NO}}^2 / y_{\text{N}_2} y_{\text{O}_2} = 4c^2 / [(0.79-b-c)(0.21-a-c)]$$

which give 3 eqs. for the unknowns (a,b,c). Trial and error assume b = c = 0 solve for a from K₁ then for c from K₃ and finally given the (a,c) solve for b from K₂. The order chosen according to expected magnitude K₁ > K₃ > K₂

$$a = 0.15, \quad b = 0.000832, \quad c = 0.0244 \Rightarrow$$

$$n_{\text{O}_2} = 0.0356, \quad n_{\text{O}} = 0.3, \quad n_{\text{N}_2} = 0.765, \quad n_{\text{N}} = 0.00167, \quad n_{\text{NO}} = 0.049$$

$$Q = H_{\text{ex}} - H_{\text{in}} = n_{\text{O}_2} \Delta \bar{h}_{\text{O}_2} + n_{\text{N}_2} \Delta \bar{h}_{\text{N}_2} + n_{\text{O}} (\bar{h}_{\text{fO}} + \Delta \bar{h}_{\text{O}})$$

$$+ n_{\text{N}} (\bar{h}_{\text{fN}} + \Delta \bar{h}_{\text{N}}) + n_{\text{NO}} (\bar{h}_{\text{fNO}} + \Delta \bar{h}_{\text{NO}}) - 0$$

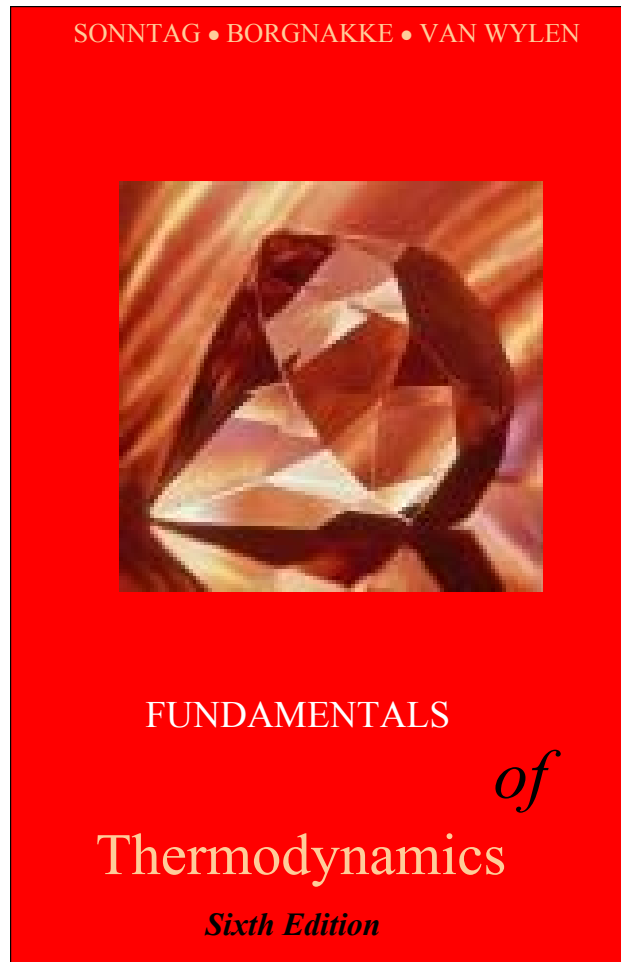
$$= 0.0356 \times 59\,632 + 0.765 \times 55\,902 + 0.3(107\,124 + 33\,394)$$

$$+ 0.00167(203\,216 + 33\,333) + 0.049(38\,818 + 57\,038)$$

$$= \mathbf{92\,135 \text{ Btu/lbmol air}}$$

[If no reaction: $Q = n_{\text{O}_2} \Delta \bar{h}_{\text{O}_2} + n_{\text{N}_2} \Delta \bar{h}_{\text{N}_2} = 56\,685 \text{ Btu/lbmol air}$]

**SOLUTION MANUAL
SI UNIT PROBLEMS
CHAPTER 16**



Fundamentals of Thermodynamics 6th Edition
Sonntag, Borgnakke and van Wylen

CONTENT CHAPTER 16

SUBSECTION	PROB NO.
Correspondence table	
Study guide problems	1-20
Stagnation Properties	21-28
Momentum Equation and Forces	29-35
Adiabatic 1-D Flow and Velocity of Sound	36-40
Reversible Flow Through a Nozzle	41-54
Normal Shocks	55-60
Nozzles, Diffusers, and Orifices	61-71
Review problems	72-73
Problems solved with the Pr, vr functions	43, 62
English unit problems	74-87

CHAPTER 16 6th ed. CORRESPONDANCE TABLE

Notice that most of the solutions are done using the computer tables, which includes the steam tables, air table, compressible flow table and the normal shock table. This significantly reduces the amount of time it will take to solve a problem, so this should be considered in problem assignments and exams.

Changes of problems from the 5th edition Chapter 16 are:

Problems 1-20 are all new

New	5th Ed.	New	5th Ed.	New	5th Ed.
21	1	39	15	57	22
22	2	40	new	58	25b
23	new	41	23	59	32
24	3	42	24	60	new
25	4	43	26	61	30
26	5	44	new	62	31
27	6	45	new	63	33
28	7	46	new	64	34
29	8	47	17	65	37
30	new	48	36	66	38
31	9	49	16	67	35
32	10	50	25a	68	41
33	new	51	27a, b	69	39
34	11	52	27c	70	42
35	12	53	28a, b	71	40
36	new	54	28c	72	19
37	13	55	29	73	43
38	14	56	18		

New	5th	SI	New	5th	SI
74	44E	-	81	52E	43
75	45E	24	82	51E	41
76	46E	25	83	53E	55
77	47E	29	84	55E	53, 54
78	48E	34	85	54E	62
79	49E	37	86	56E	63
80	50E	47	87	57E	71

Concept-Study Guide Problems**16.1**

Is stagnation temperature always higher than free stream temperature? Why?

Yes. Since kinetic energy can only be positive we have

$$h_0 = h_1 + \mathbf{V}_1^2/2 > h_1$$

If it is a gas with constant heat capacity we get

$$T_0 = T_1 + \mathbf{V}_1^2/2C_p$$

16.2

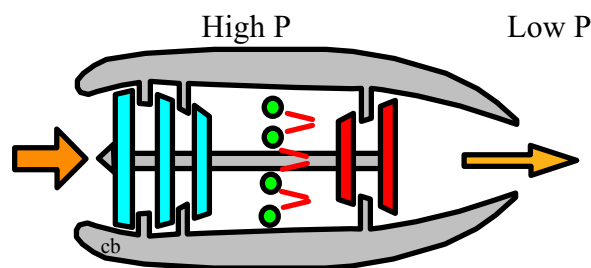
Which temperature does a thermometer or thermocouple measure? Would you ever need to make a correction to that?

Since the probe with the thermocouple in its tip is stationary relative to the moving fluid it will measure something close to the stagnation temperature. If that is high relative to the free stream temperature there will be significant heat transfer (convection and radiation) from the probe and it will measure a little less. For very high accuracy temperature measurements you must make some corrections for these effects.

16.3

The jet engine thrust is found from the overall momentum equation. Where is the actual force acting (it is not a long-range force in the flow)?

The compressor is generating the high pressure flow so the blades push hard on the flow and thus a force acts in the forward direction on the shaft holding the rotating blades. The high pressure in the chamber with combustion also has a net force in the forward direction as the flow leaves in the backwards direction so less wall area there. The pressure drop in the turbine means its blades push in the other direction but as the turbine exit pressure is higher than the ambient pressure the axial force is less than that of the compressor.



16.4

How large a force must be applied to a squirt gun to have 0.1 kg/s water flow out at 20 m/s? What pressure inside the chamber is needed?

$$F = \frac{d m \mathbf{V}}{dt} = \dot{m} \mathbf{V} = 0.1 \times 20 \text{ kg m/s}^2 = 2 \text{ N}$$

$$\text{Eq. 16.21: } v \Delta P = 0.5 \mathbf{V}^2$$

$$\begin{aligned} \Delta P &= 0.5 \mathbf{V}^2 / v = 0.5 \times 20^2 / 0.001 \\ &= 200\,000 \text{ Pa} = \mathbf{200 \text{ kPa}} \end{aligned}$$



16.5

By looking at Eq. 16.25, rank the speed of sound for a solid, a liquid, and a gas.

$$\text{Speed of sound: } \left(\frac{\partial P}{\partial \rho} \right)_s = c^2$$

For a solid and liquid phase the density varies only slightly with temperature and constant s is also nearly constant T . We thus expect the derivative to be very high that is we need very large changes in P to give small changes in density.

A gas is highly compressible so the formula reduces to Eq. 16.28 which gives modest values for the speed of sound.

16-6

16.6

Does speed of sound in an ideal gas depend on pressure? What about a real gas?

No. For an ideal gas the speed of sound is given by Eq.16.28

$$c = \sqrt{kRT}$$

and is only a function of temperature T.

For a real gas we do not recover the simple expression above and there is a dependency on P particularly in the dense gas region above the critical point.

16.7

Can a convergent adiabatic nozzle produce a supersonic flow?

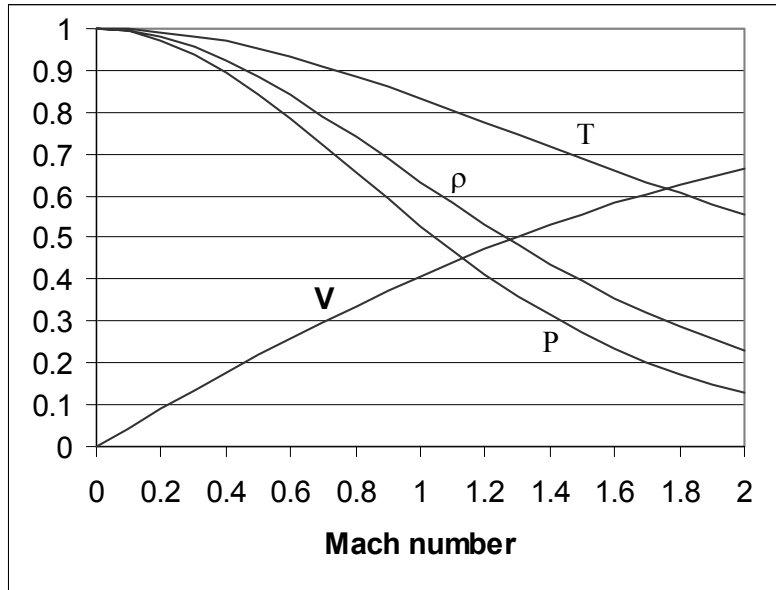
No. From Eq.16.33 and a nozzle so $dP < 0$ it is required to have $dA > 0$ to reach $M > 1$. A convergent nozzle will have $M = 1$ at the exit, which is the smallest area. For lower back pressures there may be a shock standing in the exit plane.

16.8

Sketch the variation in \mathbf{V} , T , P , ρ and M for a subsonic flow into a convergent nozzle with $M = 1$ at the exit plane?

$$\mathbf{V} = M c = M \sqrt{kRT} = \sqrt{2C_p(T_0 - T)}$$

Since we do not know the area versus length, we plot it versus mach number M . T , P and ρ relative to the stagnation state is listed in Table A.12 and given in eqs.16.34-36. A small spread sheet (M step 0.1) did the calculations.



The curves are plotted as the variables:

$$\begin{aligned} & T / T_0 \\ & \rho / \rho_0 \\ & P / P_0 \\ & V / \sqrt{2C_p T_0} \end{aligned}$$

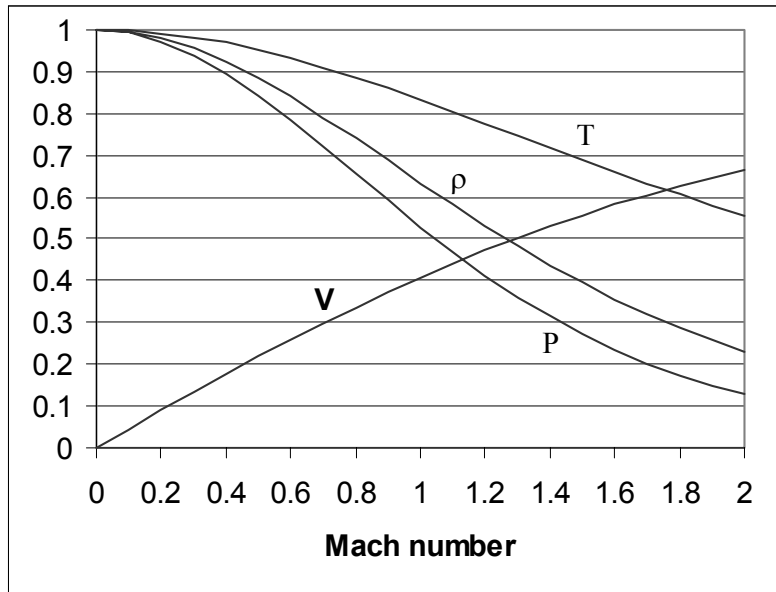
and for $k = 1.4$

16.9

Sketch the variation in \mathbf{V} , T , P , ρ and M for a sonic ($M = 1$) flow into a divergent nozzle with $M = 2$ at the exit plane?

$$\mathbf{V} = M c = M \sqrt{kRT} = \sqrt{2C_p(T_0 - T)}$$

Since we do not know the area versus length, we plot it versus mach number M . T , P and ρ relative to the stagnation state is listed in Table A.12 and given in eqs.16.34-36.



The curves are plotted as the variables:

$$T / T_0$$

$$\rho / \rho_0$$

$$P / P_0$$

$$V / \sqrt{2C_p T_0}$$

and for $k = 1.4$

16.10

To maximize the mass flow rate of air through a given nozzle, which properties should I try to change and in which direction, higher or lower?

The mass flow rate is given by Eq.16.41 and if we have $M = 1$ at the throat then Eq.16.42 gives the maximum mass flow rate possible.

Max flow for:

Higher upstream stagnation pressure
Lower upstream stagnation temperature

16.11

How do the stagnation temperature and pressure change in an isentropic flow?

The stagnation temperature and stagnation pressure are constant.

16.12

Can any low enough backup pressure generate an isentropic supersonic flow?

No. Only one back pressure corresponds to a supersonic flow, which is the exit pressure at state d in Figure 16.13. However a pressure lower than that can give an isentropic flow in the nozzle, case e, with a drop in pressure outside the nozzle. This is irreversible leading to an increase in s and therefore not isentropic.

16.13

Is there any benefit to operate a nozzle choked?

Yes. Since the mass flow rate is constant (max value) between points c and d in Fig. 16.12 a small variation in the back pressure will not have any influence. The nozzle then provides a constant mass flow rate free of surges up or down which is very useful for flow calibrations or other measurements where a constant mass flow rate is essential.

16.14

To increase the flow through a choked nozzle, the flow can be heated/cooled or compressed/expanded (four processes) before or after the nozzle. Explain which of these eight possibilities will help and which will not.

The mass flow rate through a choked nozzle is given by Eq.16.42. Since k and R are constant it varies with the upstream stagnation properties P_o and T_o .

After nozzle: Any downstream changes have **no effects**.

Before nozzle: Upstream changes in P_o and T_o has an influence.

- a. Heat This lowers mass flow rate (T_o increases)
- b. Cool This raises mass flow rate (T_o decreases)
- c. Compress. Raises P_o and T_o opposite effects.

$$\text{Isentropic: } P_{o \text{ new}} = P_o r_p \quad \text{and} \quad T_{o \text{ new}} = T_o (r_p)^{\frac{k-1}{k}}$$

$$P_{o \text{ new}} / \sqrt{T_{o \text{ new}}} = (r_p)^{\frac{k+1}{2k}} [P_o / \sqrt{T_o}] > [P_o / \sqrt{T_o}]$$

So the mass flow rate increases

- d. Expand. Lowers P_o and T_o opposite effects. Assume isentropic, then mass flow rate decreases.

16.15

Which of the cases in Fig. 16.17 (a-h) have entropy generation and which do not?

- a. There is no flow so $s_{\text{gen}} = 0$.
- b. Subsonic flow, reversible, so $s_{\text{gen}} = 0$.
- c. Limit for subsonic flow, reversible, so $s_{\text{gen}} = 0$.
- d. The only supersonic reversible flow solution, so $s_{\text{gen}} = 0$.
- e. Supersonic reversible in nozzle $s_{\text{gen}} = 0$, irreversible outside.
- f. Supersonic reversible in nozzle $s_{\text{gen}} = 0$, compression outside.
- g. Shock stands at exit plane, $s_{\text{gen}} > 0$ across shock.
- h. Shock is located inside nozzle, $s_{\text{gen}} > 0$ across shock.

16.16

A given convergent nozzle operates so it is choked with stagnation inlet flow properties of 400 kPa, 400 K. To increase the flow, a reversible adiabatic compressor is added before the nozzle to increase the stagnation flow pressure to 500 kPa. What happens to the flow rate?

Since the nozzle is choked the mass flow rate is given by Eq.16.42. The compressor changes the stagnation pressure and temperature.

$$\text{Isentropic: } P_{o \text{ new}} = P_o r_p \quad \text{and} \quad T_{o \text{ new}} = T_o (r_p)^{\frac{k-1}{k}}$$

$$P_{o \text{ new}} / \sqrt{T_{o \text{ new}}} = (r_p)^{\frac{k+1}{2k}} [P_o / \sqrt{T_o}]$$

so the mass flow rate is multiplied with the factor

$$(r_p)^{\frac{k+1}{2k}} = \left(\frac{500}{400}\right)^{\frac{2.4}{2.8}} = 1.21$$

16.17

How much entropy per kg flow is generated in the shock in Example 16.9?

The change in entropy is

$$\begin{aligned} s_{\text{gen}} &= s_y - s_x = C_p \ln \frac{T_y}{T_x} - R \ln \frac{P_y}{P_x} \\ &= 1.004 \ln 1.32 - 0.287 \ln 2.4583 \\ &= 0.27874 - 0.25815 = \mathbf{0.0206 \text{ kJ/kg K}} \end{aligned}$$

Notice that could have been tabulated also.

16.18

Suppose a convergent-divergent nozzle is operated as case h in Fig. 16.17. What kind of nozzle could have the same exit pressure but with a reversible flow?

A convergent nozzle, having subsonic flow everywhere assuming the pressure ratio is higher than the critical.

16.19

How does the stagnation temperature and pressure change in an adiabatic nozzle flow with an efficiency of less than 100%?

The stagnation temperature stays constant (energy eq.)

The stagnation pressure drops (s is generated, less kinetic energy).

16.20

How high can a gas velocity (Mach number) be and still treat it as incompressible flow within 2% error?

The relative error in the ΔP versus kinetic energy, Eq.16.66, becomes

$$e = \frac{1}{4} \left(\frac{\mathbf{V}}{c_o} \right)^2 = 0.02 \quad \Rightarrow \quad M = \frac{\mathbf{V}}{c_o} = \sqrt{4 \times 0.02} = \mathbf{0.283}$$

Stagnation Properties**16.21**

Steam leaves a nozzle with a pressure of 500 kPa, a temperature of 350°C, and a velocity of 250 m/s. What is the isentropic stagnation pressure and temperature?

Stagnation enthalpy from energy equation and values from steam tables B.1.3

$$h_0 = h_1 + \mathbf{V}_1^2/2 = 3167.7 + \frac{250^2}{2000} = 3198.4 \text{ kJ/kg}$$

$$s_0 = s_1 = 7.6329 \text{ kJ/kg K}$$

It can be linearly interpolated from the printed tables

$$\text{Computer software: } (h_0, s_0) \Rightarrow T_0 = \mathbf{365^\circ\text{C}}, P_0 = \mathbf{556 \text{ kPa}}$$

16.22

An object from space enters the earth's upper atmosphere at 5 kPa, 100 K, with a relative velocity of 2000 m/s or more . Estimate the object's surface temperature.

$$h_{o1} - h_1 = V_1^2/2 = 2000^2/2000 = 2000 \text{ kJ/kg}$$

$$h_{o1} = h_1 + 2000 = 100 + 2000 = 2100 \text{ kJ/kg} \Rightarrow T = \mathbf{1875 \text{ K}}$$

The value for h_1 from ideal gas table A.7 was estimated since the lowest T in the table is 200 K.



16.23

Steam is flowing to a nozzle with a pressure of 400 kPa. The stagnation pressure and temperature are measured to be 600 kPa and 350°C, respectively. What are the flow velocity and temperature?

Stagnation state Table B.1.3: $h_{o1} = 3165.66$ kJ/kg, $s_{o1} = 7.5463$ kJ/kg K

State 1: 400 kPa, $s_1 = s_{o1} = 7.5463$ kJ/kg K

$$T_1 = 250 + (300 - 250) \frac{7.5463 - 7.3788}{7.5661 - 7.3788} = \mathbf{294.7^\circ\text{C}}$$

$$h_1 = 2964.16 + \frac{7.5463 - 7.3788}{7.5661 - 7.3788} (3066.75 - 2964.16) = 3055.9 \text{ kJ/kg}$$

Energy equation gives

$$\mathbf{V}_1^2/2 = h_{o1} - h_1 = 3165.66 - 3055.9 = 109.76 \text{ kJ/kg}$$

$$\mathbf{V}_1 = \sqrt{2 \times (h_{o1} - h_1)} = \sqrt{2 \times 109.76 \times 1000} = \mathbf{468.5 \text{ m/s}}$$

16.24

The products of combustion of a jet engine leave the engine with a velocity relative to the plane of 400 m/s, a temperature of 480°C, and a pressure of 75 kPa. Assuming that $k = 1.32$, $C_p = 1.15$ kJ/kg K for the products, determine the stagnation pressure and temperature of the products relative to the airplane.

$$\text{Energy Eq.: } h_{o1} - h_1 = \mathbf{V_1^2/2} = 400^2/2000 = 80 \text{ kJ/kg}$$

$$T_{o1} - T_1 = (h_{o1} - h_1)/C_p = 80/1.15 = 69.6 \text{ K}$$

$$T_{o1} = 480 + 273.15 + 69.6 = \mathbf{823 \text{ K}}$$

Isentropic process relates to the stagnation pressure

$$P_{o1} = P_1(T_{o1}/T_1)^{k/(k-1)} = 75(823/753.15)^{4.125} = \mathbf{108 \text{ kPa}}$$

16.25

A meteorite melts and burn up at temperatures of 3000 K. If it hits air at 5 kPa, 50 K how high a velocity should it have to experience such a temperature?

Assume we have a stagnation $T = 3000$ K

$$h_1 + \mathbf{V}_1^2/2 = h_{\text{stagn.}}$$

Use table A.7, $h_{\text{stagn.}} = 3525.36$ kJ/kg, $h_1 = 50$ kJ/kg

$$\mathbf{V}_1^2/2 = 3525.36 - 50 = 3475.4 \text{ kJ/kg} \quad (\text{remember convert to J/kg} = \text{m}^2/\text{s}^2)$$

$$\mathbf{V}_1 = \sqrt{2 \times 3475.4 \times 1000} = \mathbf{2636 \text{ m/s}}$$



16.26

I drive down the highway at 110 km/h on a day with 25°C, 101.3 kPa. I put my hand, cross sectional area 0.01 m², flat out the window. What is the force on my hand and what temperature do I feel?

The air stagnates on the hand surface : $h_1 + V_1^2/2 = h_{\text{stagn.}}$

Use constant heat capacity

$$T_{\text{stagn.}} = T_1 + \frac{V_1^2/2}{C_p} = 25 + \frac{0.5 \times 110^2 \times (1000/3600)^2}{1004} = \mathbf{25.465^\circ\text{C}}$$

Assume a reversible adiabatic compression

$$\begin{aligned} P_{\text{stagn.}} &= P_1 (T_{\text{stagn.}}/T_1)^{k/(k-1)} = 101.3 (298.615/298.15)^{3.5} \\ &= \mathbf{101.85 \text{ kPa}} \end{aligned}$$

16.27

Air leaves a compressor in a pipe with a stagnation temperature and pressure of 150°C, 300 kPa, and a velocity of 125 m/s. The pipe has a cross-sectional area of 0.02 m². Determine the static temperature and pressure and the mass flow rate.

$$h_{o1} - h_1 = V_1^2/2 = 125^2/2000 = 7.8125 \text{ kJ/kg}$$

$$T_{o1} - T_1 = (h_{o1} - h_1)/C_p = 7.8125/1.004 = 7.8 \text{ K}$$

$$T_1 = T_{o1} - \Delta T = 150 - 7.8 = \mathbf{142.2 \text{ }^\circ\text{C} = 415.4 \text{ K}}$$

$$P_1 = P_{o1}(T_1/T_{o1})^{k/(k-1)} = 300(415.4/423.15)^{3.5} = \mathbf{281 \text{ kPa}}$$

$$\dot{m} = \rho A V = \frac{A V}{v} = \frac{P_1 A V_1}{R T_1} = \frac{281.2(0.02)(125)}{0.287(415.4)} = \mathbf{5.9 \text{ kg/s}}$$

16.28

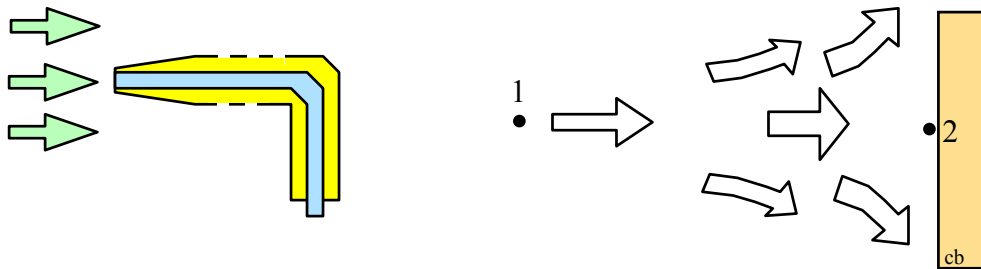
A stagnation pressure of 108 kPa is measured for an airflow where the pressure is 100 kPa and 20°C in the approach flow. What is the incoming velocity?

Assume a reversible adiabatic compression

$$T_{o1} = T_1 \times (P_{o1}/P_1)^{(k-1)/k} = 293.15 \times \left(\frac{108}{100}\right)^{0.2857} = 299.67 \text{ K}$$

$$V_1^2/2 = h_{o1} - h_1 = C_p (T_{o1} - T_1) = 6.543 \text{ kJ/kg}$$

$$V_1 = \sqrt{2 \times 6.543 \times 1000} = \mathbf{114.4 \text{ m/s}}$$



To the left a Pitot tube, blue inner tube measures stagnation pressure and yellow outer tube with holes in it measures static pressure. To the right is a stagnation point on a wall relative to the free stream flow at state 1.

16.29

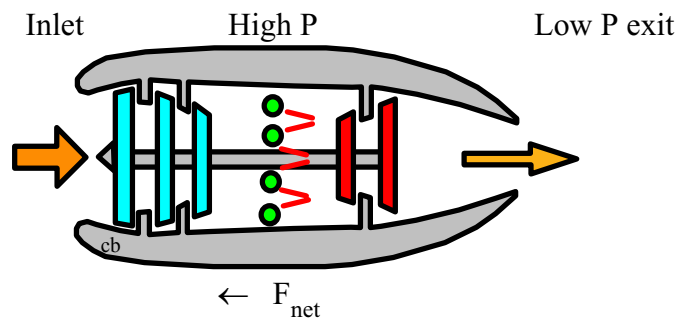
A jet engine receives a flow of 150 m/s air at 75 kPa, 5°C across an area of 0.6 m² with an exit flow at 450 m/s, 75 kPa, 600 K. Find the mass flow rate and thrust.

$$\dot{m} = \rho AV; \quad \text{ideal gas} \quad \rho = P/RT$$

$$\dot{m} = (P/RT)AV = \left(\frac{75}{0.287 \times 278.15}\right) \times 0.6 \times 150 = 0.9395 \times 0.6 \times 150$$

$$= \mathbf{84.555 \text{ kg/s}}$$

$$F_{\text{net}} = \dot{m} (V_{\text{ex}} - V_{\text{in}}) = 84.555 \times (450 - 150) = \mathbf{25\,367 \text{ N}}$$



The shaft must have axial load bearings to transmit thrust to aircraft.

16.30

A 4-cm inner diameter pipe has an inlet flow of 10 kg/s water at 20°C, 200 kPa. After a 90 degree bend as shown in Fig. P16.30, the exit flow is at 20°C, 190 kPa. Neglect gravitational effects and find the anchoring forces F_x and F_y .

$$D = 0.04 \text{ m} \Rightarrow A = \frac{\pi}{4} D^2 = 0.001257 \text{ m}^2$$

$$\mathbf{V}_{\text{avg}} = \frac{\dot{m}}{\rho A} = \frac{10 \times 0.001002}{0.001257} = 7.971 \text{ m/s}$$

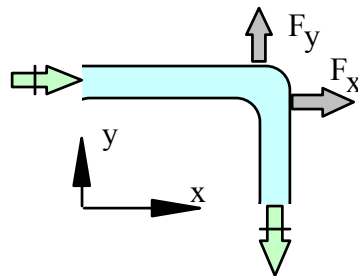
Now we can do the x and y direction momentum equations for steady flow and the same magnitude of the velocity, but different directions

$$\text{X-dir:} \quad 0 = \dot{m} \mathbf{V}_{\text{avg}1} + F_x - \dot{m} \times 0 + (P_1 - P_o) A$$

$$\text{Y-dir:} \quad 0 = \dot{m} \times 0 + F_y - \dot{m} \times (-\mathbf{V}_{\text{avg}2}) + (P_2 - P_o) A$$

$$\begin{aligned} F_x &= -\dot{m} \mathbf{V}_{\text{avg}1} - (P_1 - P_o) A \\ &= -10 \times 7.97 - 100 \times 0.001257 \times 1000 = \mathbf{-205 \text{ N}} \end{aligned}$$

$$\begin{aligned} F_y &= -\dot{m} \mathbf{V}_{\text{avg}2} - (P_2 - P_o) A \\ &= -10 \times 7.97 - 90 \times 0.001257 \times 1000 = \mathbf{-193 \text{ N}} \end{aligned}$$



16.31

A water cannon sprays 1 kg/s liquid water at a velocity of 100 m/s horizontally out from a nozzle. It is driven by a pump that receives the water from a tank at 15°C, 100 kPa. Neglect elevation differences and the kinetic energy of the water flow in the pump and hose to the nozzle. Find the nozzle exit area, the required pressure out of the pump and the horizontal force needed to hold the cannon.

$$\dot{m} = \rho A \mathbf{V} = A \mathbf{V}/v \Rightarrow A = \dot{m}v/\mathbf{V} = 1 \frac{0.001001}{100} = \mathbf{1.0 \times 10^{-5} \text{ m}^2}$$

$$\dot{W}_p = \dot{m}w_p = \dot{m}v(P_{ex} - P_{in}) = \dot{m}\mathbf{V}_{ex}^2/2$$

$$P_{ex} = P_{in} + \mathbf{V}_{ex}^2/2v = 100 + 100^2/2 \times 1000 \times 0.001 = \mathbf{150 \text{ kPa}}$$

$$F = \dot{m}\mathbf{V}_{ex} = 1 \times 100 = \mathbf{100 \text{ N}}$$



16.32

An irrigation pump takes water from a lake and discharges it through a nozzle as shown in Fig. P16.32. At the pump exit the pressure is 700 kPa, and the temperature is 20°C. The nozzle is located 10 m above the pump and the atmospheric pressure is 100 kPa. Assuming reversible flow through the system determine the velocity of the water leaving the nozzle.

Assume we can neglect kinetic energy in the pipe in and out of the pump.
Incompressible flow so Bernoulli's equation applies ($V_1 \cong V_2 \cong V_3 \cong 0$)

$$v(P_3 - P_2) + (V_3^2 - V_2^2)/2 + g(Z_3 - Z_2) = 0$$

$$P_3 = P_2 - \frac{g(Z_3 - Z_2)}{v} = 700 - \frac{9.807(10)}{1000(0.001002)} = 602 \text{ kPa}$$

$$V_4^2/2 = v(P_3 - P_4)$$

$$\Rightarrow V_4 = \sqrt{2v(P_3 - P_4)} = \sqrt{2 \times 0.001002 \times 502.1 \times 1000} = \mathbf{31.72 \text{ m/s}}$$

16.33

A jet engine at takeoff has air at 20°C, 100 kPa coming at 25 m/s through the 1.0 m diameter inlet. The exit flow is at 1200 K, 100 kPa, through the exit nozzle of 0.4 m diameter. Neglect the fuel flow rate and find the net force (thrust) on the engine.

$$A_1 = \frac{\pi}{4} D^2 = 0.7854 \text{ m}^2; \quad A_2 = \frac{\pi}{4} D^2 = 0.1257 \text{ m}^2$$

$$v_1 = \frac{RT}{P} = \frac{0.287 \times 293.15}{100} = 0.8409 \text{ m}^3/\text{kg}; \quad v_2 = 3.444 \text{ m}^3/\text{kg}$$

$$\dot{m} = A\mathbf{V}/v = A_1\mathbf{V}_1/v_1 = \frac{0.7854 \times 25}{0.8409} = 48.0 \text{ kg/s}$$

$$\mathbf{V}_2 = \frac{\dot{m}v_2}{A_2} = \frac{48.0 \times 3.444}{0.1257} = 1315 \text{ m/s}$$

Now we can do the x direction momentum equation for steady flow and the same mass flow rate in and out

$$\text{X-dir:} \quad 0 = \dot{m} \mathbf{V}_1 + F_x + (P_1 - P_o) A_1 - \dot{m} \mathbf{V}_2 - (P_2 - P_o) A_2$$

$$\begin{aligned} F_x &= -\dot{m} \mathbf{V}_1 - (P_1 - P_o) A_1 + \dot{m} \mathbf{V}_2 + (P_2 - P_o) A_2 \\ &= \dot{m} (\mathbf{V}_2 - \mathbf{V}_1) - 0 + 0 = 48 (1315 - 25) = \mathbf{61\ 920\ N} \end{aligned}$$

16.34

A water turbine using nozzles is located at the bottom of Hoover Dam 175 m below the surface of Lake Mead. The water enters the nozzles at a stagnation pressure corresponding to the column of water above it minus 20% due to losses. The temperature is 15°C and the water leaves at standard atmospheric pressure. If the flow through the nozzle is reversible and adiabatic, determine the velocity and kinetic energy per kilogram of water leaving the nozzle.

$$\Delta P = \rho g \Delta Z = \frac{g \Delta Z}{v} = \frac{9.807 \times 175}{0.001001 \times 1000} = 1714.5 \text{ kPa}$$

$$\Delta P_{ac} = 0.8 \Delta P = 1371.6 \text{ kPa}$$

$$v \Delta P = \mathbf{V}_{ex}^2 / 2 \Rightarrow \mathbf{V}_{ex} = \sqrt{2v \Delta P}$$

$$\mathbf{V}_{ex} = \sqrt{2 \times 0.001001 \times 1000 \times 1371.6} = \mathbf{62.4 \text{ m/s}}$$

$$\mathbf{V}_{ex}^2 / 2 = v \Delta P = \mathbf{1.373 \text{ kJ/kg}}$$

16.35

A water tower on a farm holds 1 m^3 liquid water at 20°C , 100 kPa in a tank on top of a 5 m tall tower. A pipe leads to the ground level with a tap that can open a 1.5 cm diameter hole. Neglect friction and pipe losses, and estimate the time it will take to empty the tank for water.

Incompressible flow so we can use Bernoulli Equation.

$$P_e = P_i; \quad \mathbf{V}_i = 0; \quad Z_e = 0; \quad Z_i = H$$

$$\mathbf{V}_e^2/2 = gZ_i \Rightarrow \quad \mathbf{V}_e = \sqrt{2gZ} = \sqrt{2 \times 9.807 \times 5} = 9.9 \text{ m/s}$$

$$\dot{m} = \rho A \mathbf{V}_e = A \mathbf{V}_e / v = \Delta m / \Delta t$$

$$\Delta m = V/v; \quad A = \pi D^2/4 = \pi \times 0.015^2 / 4 = 1.77 \times 10^{-4} \text{ m}^2$$

$$\Rightarrow \quad \Delta t = \Delta m v / A \mathbf{V}_e = V / A \mathbf{V}_e$$

$$\Delta t = \frac{1}{1.77 \times 10^{-4} \times 9.9} = \mathbf{571.6 \text{ sec} = 9.53 \text{ min}}$$

16.36

Find the expression for the anchoring force R_x for an incompressible flow like in Figure 16.6. Show that it can be written as

$$R_x = \frac{\mathbf{V}_i - \mathbf{V}_e}{\mathbf{V}_i + \mathbf{V}_e} [(P_i - P_o)A_i + (P_e - P_o)A_e]$$

Apply the X-dir momentum equation for a steady flow

$$0 = R_x + (P_i - P_o)A_i - (P_e - P_o)A_e + \dot{m}\mathbf{V}_i - \dot{m}\mathbf{V}_e$$

Bernoulli equation for the flow is

$$0.5(\mathbf{V}_e^2 - \mathbf{V}_i^2) + v(P_e - P_i) = 0 \quad \Rightarrow \quad \mathbf{V}_e - \mathbf{V}_i = \frac{2v(P_i - P_e)}{\mathbf{V}_i + \mathbf{V}_e}$$

Continuity equation gives

$$\dot{m} = A_i\mathbf{V}_i/v = A_e\mathbf{V}_e/v$$

Solve for R_x from the momentum equation

$$\begin{aligned} R_x &= \dot{m}(\mathbf{V}_e - \mathbf{V}_i) + (P_e - P_o)A_e - (P_i - P_o)A_i \\ &= \frac{A_i\mathbf{V}_i}{v} \frac{2v(P_i - P_e)}{\mathbf{V}_i + \mathbf{V}_e} + (P_e - P_o)A_e - (P_i - P_o)A_i \end{aligned}$$

Multiply in and use continuity equation for second term

$$\begin{aligned} R_x &= \frac{2}{\mathbf{V}_i + \mathbf{V}_e} [P_i A_i \mathbf{V}_i - P_e A_e \mathbf{V}_e] + (P_e - P_o)A_e - (P_i - P_o)A_i \\ &= \frac{2}{\mathbf{V}_i + \mathbf{V}_e} [P_i A_i \mathbf{V}_i - P_e A_e \mathbf{V}_e + \frac{1}{2}(P_e - P_o)A_e \mathbf{V}_e - \frac{1}{2}(P_i - P_o)A_i \mathbf{V}_i \\ &\quad + \frac{1}{2}(P_e - P_o)A_e \mathbf{V}_i - \frac{1}{2}(P_i - P_o)A_i \mathbf{V}_e] \end{aligned}$$

Now put the first four terms together

$$\begin{aligned} R_x &= \frac{2}{\mathbf{V}_i + \mathbf{V}_e} \left[\frac{1}{2}(P_i - P_o)A_i \mathbf{V}_i - \frac{1}{2}(P_e - P_o)A_e \mathbf{V}_e \right. \\ &\quad \left. + \frac{1}{2}(P_e - P_o)A_e \mathbf{V}_i - \frac{1}{2}(P_i - P_o)A_i \mathbf{V}_e \right] \\ &= \frac{2}{\mathbf{V}_i + \mathbf{V}_e} \left[\frac{1}{2}(P_i - P_o)A_i(\mathbf{V}_i - \mathbf{V}_e) + \frac{1}{2}(P_e - P_o)A_e(\mathbf{V}_i - \mathbf{V}_e) \right] \\ &= \frac{\mathbf{V}_i - \mathbf{V}_e}{\mathbf{V}_i + \mathbf{V}_e} [(P_i - P_o)A_i + (P_e - P_o)A_e] \end{aligned}$$

16.37

Find the speed of sound for air at 100 kPa at the two temperatures 0°C and 30°C. Repeat the answer for carbon dioxide and argon gases.

From eq. 16.28 we have

$$c_0 = \sqrt{kRT} = \sqrt{1.4 \times 0.287 \times 273.15 \times 1000} = \mathbf{331 \text{ m/s}}$$

$$c_{30} = \sqrt{1.4 \times 0.287 \times 303.15 \times 1000} = \mathbf{349 \text{ m/s}}$$

For Carbon Dioxide: $R = 0.1889 \text{ kJ/kg K}$, $k = 1.289$

$$c_0 = \sqrt{1.289 \times 0.1889 \times 273.15 \times 1000} = \mathbf{257.9 \text{ m/s}}$$

$$c_{30} = \sqrt{1.289 \times 0.1889 \times 303.15 \times 1000} = \mathbf{271.7 \text{ m/s}}$$

For Argon: $R = 0.2081 \text{ kJ/kg K}$, $k = 1.667$

$$c_0 = \sqrt{1.667 \times 0.2081 \times 273.15 \times 1000} = \mathbf{307.8 \text{ m/s}}$$

$$c_{30} = \sqrt{1.667 \times 0.2081 \times 303.15 \times 1000} = \mathbf{324.3 \text{ m/s}}$$


16.38

If the sound of thunder is heard 5 seconds after the lightning is seen and the weather is 20°C. How far away is the lightning taking place?

The sound travels with the speed of sound in air (ideal gas). Use the formula in Eq.16.28

$$L = c \times t = \sqrt{kRT} \times t = \sqrt{1.4 \times 0.287 \times 293.15 \times 1000} \times 5 = \mathbf{1716 \text{ m}}$$

For every 3 seconds after the lightning the sound travels about 1 km.



16.39

Estimate the speed of sound for steam directly from Eq. 16.25 and the steam tables for a state of 6 MPa, 400°C. Use table values at 5 and 7 MPa at the same entropy as the wanted state. Eq. 16.25 is then done by finite difference. Find also the answer for the speed of sound assuming steam is an ideal gas.

$$\text{Eq. 16.25: } c^2 = \left(\frac{\delta P}{\delta \rho}\right)_s = \left(\frac{\Delta P}{\Delta \rho}\right)_s$$

$$\text{State 6 MPa, 400°C} \Rightarrow s = 6.5407 \text{ kJ/kg K}$$

$$7 \text{ MPa, } s \Rightarrow v = 0.04205 \text{ m}^3/\text{kg}; \quad \rho = 1/v = 23.777 \text{ kg/m}^3$$

$$5 \text{ MPa, } s \Rightarrow v = 0.05467 \text{ m}^3/\text{kg}; \quad \rho = 1/v = 18.2909 \text{ kg/m}^3$$

$$c^2 = \frac{7000 - 5000}{23.777 - 18.2909} = 364.56 \times 1000 \Rightarrow c = \mathbf{603.8 \text{ m/s}}$$

$$\text{From Table A.8: } C_p = \frac{1338.56 - 1235.3}{50} = 2.0652 \text{ kJ/kg K}$$

$$C_v = C_p - R = 2.0652 - 0.4615 = 1.6037 \text{ kJ/kg K}$$

$$k = C_p/C_v = 1.288; \quad R = 0.4615 \text{ kJ/kg K (from A.5)}$$

Now do the speed of sound from Eq. 16.28

$$c = \sqrt{kRT} = \sqrt{1.288 \times 0.4615 \times 673.15 \times 1000} = \mathbf{632.6 \text{ m/s}}$$

16.40

The speed of sound in liquid water at 25°C is about 1500 m/s. Find the stagnation pressure and temperature for a $M = 0.1$ flow at 25°C, 100 kPa. Is it possible to get a significant mach number flow of liquid water?

$$\mathbf{V} = M c = 0.1 \times 1500 = 150 \text{ m/s}$$

$$h_0 = h_1 + \mathbf{V}_1^2/2$$

$$\text{Bernoulli Eq.: } \Delta P = \mathbf{V}_1^2/2v = \frac{150^2}{2 \times 0.001} = 11.25 \times 10^6 \text{ Pa} = 11.25 \text{ MPa}$$

$$P_0 = P_1 + \Delta P = 100 + 11\,250 = \mathbf{11\,350 \text{ kPa}}$$

$$T_0 = T_1 + \mathbf{V}_1^2 / 2C_p = 25 + \frac{150^2}{2 \times 4180} = \mathbf{27.7^\circ\text{C}}$$

Remark: Notice the very high pressure. To get a higher velocity you need a higher pressure to accelerate the fluid, that is not feasible for any large flow rate.

16.41

A convergent nozzle has a minimum area of 0.1 m^2 and receives air at 175 kPa , 1000 K flowing with 100 m/s . What is the back pressure that will produce the maximum flow rate and find that flow rate?

$$\frac{P^*}{P_o} = \left(\frac{2}{k+1}\right)^{\frac{k}{k-1}} = 0.528 \quad \text{Critical Pressure Ratio}$$

Find P_o :

$$h_o = h_i + \mathbf{V}_i^2/2 = 1046.22 + 100^2/2000 = 1051.22 \text{ kJ/kg}$$

$$T_o = T_i + 4.4 = 1004.4 \text{ K} \quad \text{from table A.7}$$

$$P_o = P_i (T_o/T_i)^{k/(k-1)} = 175 \times (1004.4/1000)^{3.5} = 177.71 \text{ kPa}$$

The mass flow rate comes from the throat properties

$$P^* = 0.528 P_o = 0.528 \times 177.71 = \mathbf{93.83 \text{ kPa}}$$

$$T^* = 0.8333 T_o = 836.97 \text{ K}$$

$$\rho^* = \frac{P^*}{RT^*} = \frac{93.83}{0.287 \times 836.97} = 0.3906 \text{ kg/m}^3$$

$$\mathbf{V} = c = \sqrt{kRT^*} = \sqrt{1.4 \times 1000 \times 0.287 \times 836.97} = \mathbf{579.9 \text{ m/s}}$$

$$\dot{m} = \rho A \mathbf{V} = 0.3906 \times 0.1 \times 579.9 = \mathbf{22.65 \text{ kg/s}}$$

16.42

A convergent-divergent nozzle has a throat area of 100 mm^2 and an exit area of 175 mm^2 . The inlet flow is helium at a stagnation pressure of 1 MPa , stagnation temperature of 375 K . What is the back pressure that will give sonic condition at the throat, but subsonic everywhere else?

For this flow we have helium with $k_{\text{He}} = 1.667$, so we cannot use the tables for air.

We need the solution to the curve labeled c in Fig. 16.13. For critical flow at the throat we have from Table 16.1 last column

$$P^* = 0.4867 P_o = 486.7 \text{ kPa}$$

Now we need to find the conditions where the area ratio is

$$A_E/A^* = 175/100 = 1.75$$

that is solve for M in Eq. 16.43 given the area ratio. This is nonlinear so we have to iterate on it. Here $(k+1)/2(k-1) = 2$ so look also at Fig. 16.10 for the general shape.

$$M = 0.4 \Rightarrow A/A^* = (1/0.4) [0.75(1 + 0.3333*0.4^2)]^2 = 1.5602$$

$$M = 0.3 \Rightarrow A/A^* = (1/0.3) [0.75(1 + 0.3333*0.3^2)]^2 = 1.9892$$

$$M = 0.35 \Rightarrow A/A^* = (1/0.35) [0.75(1 + 0.3333*0.35^2)]^2 = 1.7410$$

$$M = 0.34 \Rightarrow A/A^* = (1/0.34) [0.75(1 + 0.3333*0.34^2)]^2 = 1.7844$$

Now do a linear interpolation for the rest to get $M_E = 0.348$;

$$\text{Eq. 16.35} \quad P_E/P_o = [1 + 0.3333*0.348^2]^{-2.5} = 0.9058$$

$$P_E = 0.9058 \times 1000 = \mathbf{906 \text{ kPa}}$$

16.43

A jet plane travels through the air with a speed of 1000 km/h at an altitude of 6 km, where the pressure is 40 kPa and the temperature is -12°C . Consider the inlet diffuser of the engine where air leaves with a velocity of 100 m/s. Determine the pressure and temperature leaving the diffuser, and the ratio of inlet to exit area of the diffuser, assuming the flow to be reversible and adiabatic.

$$V = 1000 \text{ km/h} = 277.8 \text{ m/s}, \quad v_1 = RT/P = 0.287 \times 261.15/40 = 1.874 \text{ m}^3/\text{kg}$$

$$h_1 = 261.48 \text{ kJ/kg},$$

$$h_{o1} = 261.48 + 277.8^2/2000 = 300.07 \text{ kJ/kg}$$

$$\Rightarrow T_{o1} = 299.7 \text{ K},$$

$$P_{o1} = P_1 (T_{o1}/T_1)^{k/(k-1)} = 40 \times (299.7/261.15)^{3.5} = 64.766 \text{ kPa}$$

$$h_2 = 300.07 - 100^2/2000 = 295.07 \text{ kJ/kg} \quad \Rightarrow \quad T_2 = \mathbf{294.7 \text{ K}},$$

$$P_2 = P_{o1} (T_2/T_{o1})^{k/(k-1)} = 64.766 \times (294.7/299.7)^{3.5} = \mathbf{61 \text{ kPa}}$$

$$v_2 = 0.287 \times 294.7/61 = 1.386 \text{ m}^3/\text{kg}$$

$$A_1/A_2 = (v_1/v_2)(V_2/V_1) = (1.874/1.386)(100/277.8) = \mathbf{0.487}$$

16.44

Air is expanded in a nozzle from a stagnation state of 2 MPa, 600 K to a backpressure of 1.9 MPa. If the exit cross-sectional area is 0.003 m^2 , find the mass flow rate.

This corresponds to case c and is a reversible flow.

$$P_E/P_{ox} = 1.9/2.0 = 0.95 \quad \Rightarrow \quad \text{Table A.12:} \quad M_E = 0.268$$

$$T_E = (T/T_o)_E T_o = 0.9854 \times 600 = 591.2 \text{ K}$$

$$c_E = \sqrt{kRT_E} = \sqrt{1.4 \times 1000 \times 0.287 \times 591.2} = 487.4 \text{ m/s}$$

$$\mathbf{V}_E = M_E c_E = 0.268 \times 487.4 = 130.6 \text{ m/s}$$

$$v_E = RT/P = 0.287 \times 591.2/1900 = 0.0893 \text{ m}^3/\text{kg}$$

$$\dot{m} = A_E \mathbf{V}_E / v_E = 0.002435 \times 130.6/0.0893 = \mathbf{3.561 \text{ kg/s}}$$

16.45

Air flows into a convergent-divergent nozzle with an exit area of 1.59 times the throat area of 0.005 m^2 . The inlet stagnation state is 1 MPa, 600 K. Find the backpressure that will cause subsonic flow throughout the entire nozzle with $M = 1$ at the throat. What is the mass flow rate?

This corresponds to case c and is a reversible flow.

$$A_E/A^* = 1.59 \quad \text{Look at top in Table A.12 } (M < 1)$$

$$M_E = 0.4 \quad \text{and} \quad P_E/P_o = 0.8956$$

$$P_E = 0.8956 P_o = 0.8956 \times 1000 = \mathbf{896 \text{ kPa}}$$

To find the mass flow rate we need the throat conditions, see Table 16.1,

$$T^* = T \frac{2}{k+1} = 600 \times 0.8333 = 500 \text{ K}$$

$$v^* = RT^*/P^* = 0.287 \times 500 / 528.3 = 0.2716 \text{ m}^3/\text{kg}$$

$$c^* = \sqrt{kRT^*} = \sqrt{1.4 \times 0.287 \times 500 \times 1000} = 448.22 \text{ m/s}$$

$$\dot{m} = A^* c^* / v^* = \frac{0.005 \times 448.22}{0.2716} = \mathbf{8.251 \text{ kg/s}}$$

16.46

Air flows into a convergent-divergent nozzle with an exit area of 2.0 times the throat area of 0.005 m^2 . The inlet stagnation state is 1 MPa, 600 K. Find the backpressure that will cause a reversible supersonic exit flow with $M = 1$ at the throat. What is the mass flow rate?

This flow is case d in Fig.16.17 the only reversible supersonic flow.

$$A_E/A^* = 2 \quad \text{see Table A.12} \quad (M > 1)$$

$$\Rightarrow M_E = 2.2 \quad \text{and} \quad P_E/P_o = 0.09399$$

$$P_E = 0.09399 \times 1000 = \mathbf{94 \text{ kPa}}$$

To find the mass flow rate we need the throat conditions, see Table 16.1,

$$T^* = T \frac{2}{k+1} = 600 \times 0.8333 = 500 \text{ K}$$

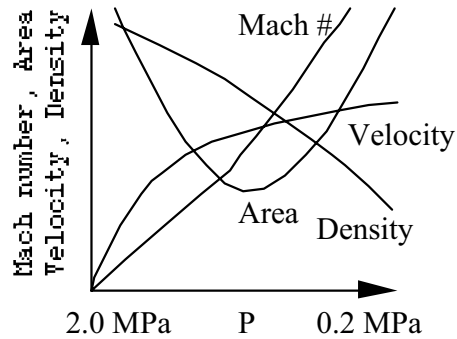
$$P^* = P_o \left(\frac{2}{k+1} \right)^{\frac{k}{k-1}} = 1000 (0.833333)^{3.5} = 528.3 \text{ kPa}$$

$$\rho^* = \frac{P^*}{RT^*} = \frac{528.3}{0.287 \times 500} = 3.682 \text{ kg/m}^3$$

$$\begin{aligned} \dot{m} &= \rho A \mathbf{V} = \rho^* A^* c^* = \rho^* A^* \sqrt{kRT^*} \\ &= 3.682 \times 0.005 \sqrt{1.4 \times 0.287 \times 500 \times 1000} \\ &= \mathbf{8.252 \text{ kg/s}} \end{aligned}$$

16.47

Air is expanded in a nozzle from a stagnation state of 2 MPa, 600 K, to a static pressure of 200 kPa. The mass flow rate through the nozzle is 5 kg/s. Assume the flow is reversible and adiabatic and determine the throat and exit areas for the nozzle.



$$\begin{aligned}
 P^* &= P_o \left(\frac{2}{k+1} \right)^{\frac{k}{k-1}} \\
 &= 2 \times 0.5283 = 1.056 \text{ MPa} \\
 T^* &= T_o \times \frac{2}{k+1} = 600 \times 0.8333 = 500 \text{ K} \\
 v^* &= RT^*/P^* = 0.287 \times 500/1056 \\
 &= 0.1359 \text{ m}^3/\text{kg}
 \end{aligned}$$

$$c^* = \sqrt{kRT^*} = \sqrt{1.4 \times 1000 \times 0.287 \times 500} = 448.2 \text{ m/s}$$

$$A^* = \dot{m}v^*/c^* = 5 \times 0.1359/448.2 = \mathbf{0.00152 \text{ m}^2}$$

$$P_2/P_o = 200/2000 = 0.1 \quad \Rightarrow \quad M_2^* = 1.701 = V_2/c^*$$

Column with mach no. based on throat speed of sound.

$$V_2 = 1.701 \times 448.2 = 762.4 \text{ m/s}$$

$$T_2 = T_o (T_2/T_o) = 600 \times 0.5176 = 310.56 \text{ K}$$

$$v_2 = RT_2/P_2 = 0.287 \times 310.56/200 = 0.4456 \text{ m}^3/\text{kg}$$

$$A_2 = \dot{m}v_2/V_2 = 5 \times 0.4456 / 762.4 = \mathbf{0.00292 \text{ m}^2}$$

16.48

Air at 150 kPa, 290 K expands to the atmosphere at 100 kPa through a convergent nozzle with exit area of 0.01 m². Assume an ideal nozzle. What is the percent error in mass flow rate if the flow is assumed incompressible?

$$T_e = T_i \left(\frac{P_e}{P_i} \right)^{\frac{k-1}{k}} = 258.28 \text{ K}$$

$$V_e^2/2 = h_i - h_e = C_p (T_i - T_e) = 1.004 (290 - 258.28) = 31.83 \text{ kJ/kg}$$

$$V_e = 252.3 \text{ m/s}; \quad v_e = \frac{RT_e}{P_e} = \frac{0.287 \times 258.28}{100} = 0.7412 \text{ m}^3/\text{kg}$$

$$\dot{m} = AV_e / v_e = \frac{0.01 \times 252.3}{0.7413} = 3.4 \text{ kg/s}$$

$$\text{Incompressible Flow: } v_i = RT/P = 0.287 \times 290/150 = 0.55487 \text{ m}^3/\text{kg}$$

$$V_e^2/2 = v \Delta P = v_i (P_i - P_e) = 0.55487 (150 - 100) = 27.74 \text{ kJ/kg}$$

$$\Rightarrow V_e = 235 \text{ m/s} \Rightarrow \dot{m} = AV_e / v_i = 0.01 \times 235 / 0.55487 = 4.23 \text{ kg/s}$$

$$\frac{\dot{m}_{\text{incompressible}}}{\dot{m}_{\text{compressible}}} = \frac{4.23}{3.4} = 1.25 \quad \text{about } \mathbf{25\% \text{ overestimation.}}$$

16.49

A convergent-divergent nozzle has a throat diameter of 0.05 m and an exit diameter of 0.1 m. The inlet stagnation state is 500 kPa, 500 K. Find the back pressure that will lead to the maximum possible flow rate and the mass flow rate for three different gases as: air; hydrogen or carbon dioxide.

There is a maximum possible flow when $M = 1$ at the throat,

$$T^* = \frac{2}{k+1} T_o; \quad P^* = P_o \left(\frac{2}{k+1}\right)^{\frac{k}{k-1}}; \quad \rho^* = \rho_o \left(\frac{2}{k+1}\right)^{\frac{1}{k-1}}$$

$$\dot{m} = \rho^* A^* V = \rho^* A^* c = P^* A^* \sqrt{k/RT^*}$$

$$A^* = \pi D^2/4 = 0.001963 \text{ m}^2$$

	k	T*	P*	c	ρ^*	\dot{m}
a)	1.400	416.7	264.1	448.2	2.209	1.944
b)	1.409	415.1	263.4	1704.5	0.154	0.515
c)	1.289	436.9	273.9	348.9	3.318	2.273

$A_E/A^* = (D_E/D^*)^2 = 4$. There are 2 possible solutions corresponding to points c and d in Fig. 16.13 and Fig. 16.17. For these we have

	Subsonic solution		Supersonic solution	
	M_E	P_E/P_o	M_E	P_E/P_o
a)	0.1466	0.985	2.940	0.0298
b)	0.1464	0.985	2.956	0.0293
c)	0.1483	0.986	2.757	0.0367

$$P_B = P_E \cong 0.985 \times 500 = 492.5 \text{ kPa all cases point c}$$

$$\text{a) } P_B = P_E = 0.0298 \times 500 = 14.9 \text{ kPa, point d}$$

$$\text{b) } P_B = P_E = 0.0293 \times 500 = 14.65 \text{ kPa, point d}$$

$$\text{c) } P_B = P_E = 0.0367 \times 500 = 18.35 \text{ kPa, point d}$$

16.50

A nozzle is designed assuming reversible adiabatic flow with an exit Mach number of 2.6 while flowing air with a stagnation pressure and temperature of 2 MPa and 150°C, respectively. The mass flow rate is 5 kg/s, and k may be assumed to be 1.40 and constant. Determine the exit pressure, temperature, exit area, and the throat area.

$$\text{From Table A.12: } M_E = 2.6$$

$$P_E = 2.0 \times 0.05012 = 0.1002 \text{ MPa}$$

Critical properties from Table 16.1

$$T^* = 423.15 \times 0.8333 = \mathbf{352.7 \text{ K}}$$

$$P^* = 2.0 \times 0.5283 = \mathbf{1.057 \text{ MPa}}$$

$$c^* = \sqrt{1.4 \times 1000 \times 0.287 \times 352.7} = 376.5 \text{ m/s}$$

$$v^* = RT^*/P^* = 0.287 \times 352.7/1057 = 0.0958 \text{ m}^3/\text{kg}$$

$$A^* = \dot{m} v^* / c^* = 5 \times 0.0958 / 376.5 = \mathbf{1.272 \times 10^{-3} \text{ m}^2}$$

$$A_E = A^* (A_E/A^*) = 1.272 \times 10^{-3} \times 2.896 = \mathbf{3.68 \times 10^{-3} \text{ m}^2}$$

$$T_E = T_o (T_E / T_o) = 423.15 \times 0.42517 = 179.9 \text{ K}$$

16.51

A 1-m³ insulated tank contains air at 1 MPa, 560 K. The tank is now discharged through a small convergent nozzle to the atmosphere at 100 kPa. The nozzle has an exit area of 2×10^{-5} m².

- Find the initial mass flow rate out of the tank.
- Find the mass flow rate when half the mass has been discharged.

- The back pressure ratio:

$$P_B/P_{o1} = 100/1000 = 0.1 < (P^*/P_o)_{\text{crit}} = 0.5283$$

so the initial flow is choked with the maximum possible flow rate.

$$M_E = 1 ; P_E = 0.5283 \times 1000 = 528.3 \text{ kPa}$$

$$T_E = T^* = 0.8333 \times 560 = 466.7 \text{ K}$$

$$V_E = c = \sqrt{kRT^*} = \sqrt{1.4 \times 1000 \times 0.287 \times 466.7} = 433 \text{ m/s}$$

$$v_E = RT^*/P_E = 0.287 \times 466.7/528.3 = 0.2535 \text{ m}^3/\text{kg}$$

$$\dot{m}_1 = AV_E/v_E = 2 \times 10^{-5} \times 433/0.2535 = 0.0342 \text{ kg/s}$$

- The initial mass is

$$m_1 = P_1 V/RT_1 = 1000 \times 1/(0.287 \times 560) = 6.222 \text{ kg}$$

with a mass at state 2 as $m_2 = m_1/2 = 3.111 \text{ kg}$.

Assume an adiabatic reversible expansion of the mass that remains in the tank.

$$P_2 = P_1(v_1/v_2)^k = 100 \times 0.5^{1.4} = 378.9 \text{ kPa}$$

$$T_2 = T_1(v_1/v_2)^{k-1} = 560 \times 0.5^{0.4} = 424 \text{ K}$$

The pressure ratio is still less than critical and the flow thus choked.

$$P_B/P_{o2} = 100/378.9 = 0.264 < (P^*/P_o)_{\text{crit}}$$

$$M_E = 1 ; P_E = 0.5283 \times 378.9 = 200.2 \text{ kPa}$$

$$T_E = T^* = 0.8333 \times 424 = 353.7 \text{ K}$$

$$V_E = c = \sqrt{kRT^*} = \sqrt{1.4 \times 1000 \times 0.287 \times 353.7} = 377 \text{ m/s}$$

$$\dot{m}_2 = AV_E P_E/RT_E = \frac{2 \times 10^{-5} (377)(200.2)}{0.287(353.7)} = \mathbf{0.0149 \text{ kg/s}}$$

16.52

Assume the same tank and conditions as in Problem 16.51. After some flow out the nozzle flow changes to become subsonic. Find the mass in the tank and the mass flow rate out at that instant.

The initial mass is

$$m_1 = P_1 V / RT_1 = 1000 \times 1 / (0.287 \times 560) = 6.222 \text{ kg}$$

The flow changes to subsonic when the pressure ratio reaches critical.

$$P_B / P_{o3} = 0.5283 \Rightarrow P_{o3} = 189.3 \text{ kPa}$$

$$v_1 / v_3 = (P_{o3} / P_1)^{1/k} = (189.3 / 1000)^{0.7143} = 0.3046$$

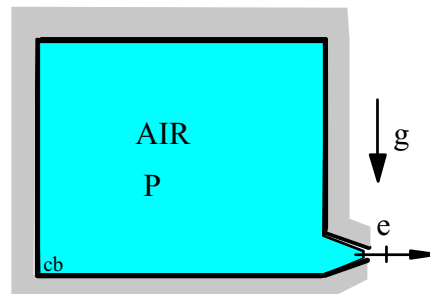
$$m_3 = m_1 v_1 / v_3 = 6.222 \times 0.3046 = \mathbf{1.895 \text{ kg}}$$

$$T_3 = T_1 (v_1 / v_3)^{k-1} = 560 \times 0.3046^{0.4} = 348 \text{ K}$$

$$P_E = P_B = 100 \text{ kPa}; \quad M_E = 1$$

$$T_E = 0.8333 \times 348 = 290 \text{ K}; \quad \mathbf{V_E = \sqrt{kRT_E} = 341.4 \text{ m/s}}$$

$$\dot{m}_3 = A V_E P_E / RT_E = \frac{2 \times 10^{-5} (341.4) (100)}{0.287 (290)} = \mathbf{0.0082 \text{ kg/s}}$$



16.53

A 1-m³ uninsulated tank contains air at 1 MPa, 560 K. The tank is now discharged through a small convergent nozzle to the atmosphere at 100 kPa while heat transfer from some source keeps the air temperature in the tank at 560 K. The nozzle has an exit area of $2 \times 10^{-5} \text{ m}^2$.

- a. Find the initial mass flow rate out of the tank.
- b. Find the mass flow rate when half the mass has been discharged.
 - a. Same solution as in 16.52 a)
 - b. From solution 16.52 b) we have $m_2 = m_1/2 = 3.111 \text{ kg}$

$$P_2 = P_1/2 = 500 \text{ kPa}; \quad T_2 = T_1; \quad P_B/P_2 = 100/500 = 0.2 < (P^*/P_o)_{\text{crit}}$$

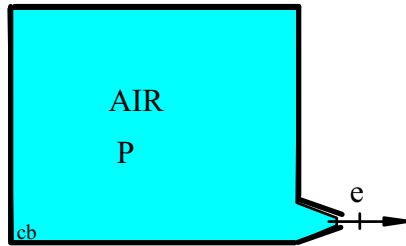
The flow is choked and the velocity is:

$$T_E = T^* = 0.8333 \times 560 = 466.7 \text{ K}$$

$$V_E = c = \sqrt{kRT^*} = \sqrt{1.4 \times 1000 \times 0.287 \times 466.7} = 433 \text{ m/s}$$

$$P_E = 0.5283 \times 500 = 264.2 \text{ kPa}; \quad M_E = 1$$

$$\dot{m}_2 = AV_E P_E / RT_E = \frac{2 \times 10^{-5} (433) (264.2)}{0.287 (466.7)} = \mathbf{0.01708 \text{ kg/s}}$$



16.54

Assume the same tank and conditions as in Problem 16.53. After some flow out the nozzle flow changes to become subsonic. Find the mass in the tank and the mass flow rate out at that instant.

The initial mass is

$$m_1 = P_1 V / RT_1 = 1000 \times 1 / (0.287 \times 560) = 6.222 \text{ kg}$$

Flow changes to subsonic when the pressure ratio reaches critical.

$$P_B / P_o = 0.5283 ; P_3 = P_o = P_B / 0.5283 = 100 / 0.5283 = 189.3 \text{ kPa}$$

$$m_3 = m_1 P_3 / P_1 = \mathbf{1.178 \text{ kg}} ;$$

$$T_3 = T_1$$

$$T_E = T^* = 0.8333 \times 560 = 466.7 \text{ K}$$

$$V_E = c = \sqrt{kRT^*} = \sqrt{1.4 \times 1000 \times 0.287 \times 466.7} = 433 \text{ m/s}$$

$$\dot{m}_3 = A V_E P_E / RT_E = \frac{2 \times 10^{-5} (433) (189.3)}{0.287 (466.7)} = \mathbf{0.01224 \text{ kg/s}}$$

Normal Shocks**16.55**

The products of combustion enter a convergent nozzle of a jet engine at a total pressure of 125 kPa, and a total temperature of 650°C. The atmospheric pressure is 45 kPa and the flow is adiabatic, with a rate of 25 kg/s. Determine the exit area of the nozzle.

$$\text{The critical pressure: } P_{\text{crit}} = P_2 = 125 \times 0.5283 = 66 \text{ kPa} > P_{\text{amb}}$$

$$\text{The flow is then choked. } T_2 = 923.15 \times 0.8333 = 769.3 \text{ K}$$

$$V_2 = c_2 = \sqrt{1.4 \times 1000 \times 0.287 \times 769.3} = 556 \text{ m/s}$$

$$v_2 = 0.287 \times 769.3 / 66 = 3.3453 \text{ m}^3/\text{kg}$$

$$A_2 = \dot{m}v_2 / V_2 = 25 \times 3.3453 / 556 = \mathbf{0.1504 \text{ m}^2}$$

16.56

Consider the nozzle of Problem 16.47 and determine what back pressure will cause a normal shock to stand in the exit plane of the nozzle. This is case g in Fig. 16.17. What is the mass flow rate under these conditions?

We assume reversible flow up to the shock

$$\text{Table A.12: } P_E/P_o = 200/2000 = 0.1 ; M_E = 2.1591 = M_x$$

$$\text{Shock functions Table A.13: } M_y = 0.5529 ; P_y/P_x = 5.275$$

$$P_B = P_y = 5.275 \times P_x = 5.275 \times 200 = \mathbf{1055 \text{ kPa}}$$

$$\dot{m} = \mathbf{5 \text{ kg/s}}$$
 same as in Problem 16.47 since $M = 1$ at throat.

16.57

At what Mach number will the normal shock occur in the nozzle of Problem 16.49 flowing with air if the back pressure is halfway between the pressures at *c* and *d* in Fig. 16.17?

First find the two pressures that will give exit at *c* and *d*. See solution to 16.8 a)

$$A_E/A^* = (D_E/D^*)^2 = 4 \quad \Rightarrow \quad P_E = 492.5 \text{ kPa (c)} \quad 14.9 \text{ kPa (d)}$$

$$P_E = (492.5 + 14.9)/2 = 253.7 \text{ kPa}$$

$$\text{Assume } M_x = 2.4 \Rightarrow M_y = 0.5231; \quad P_{oy}/P_{ox} = 0.54015$$

$$A_x/A_x^* = 2.4031; \quad A_x/A_y^* = 1.298$$

$$A_E/A_y^* = (A_E/A_x^*) (A_x/A_y^*) / (A_x/A_x^*) = 4 \times 1.298/2.4031 = 2.1605$$

$$\Rightarrow M_E = 0.2807; \quad P_E/P_{oy} = 0.94675$$

$$P_E = (P_E/P_{oy}) (P_{oy}/P_{ox}) P_{ox} = 0.94675 \times 0.54015 \times 500 = 255.7 \text{ kPa}$$

$$\text{Repeat if } M_x = 2.5 \Rightarrow P_E = 233.8 \text{ kPa}$$

$$\text{Interpolate to match the desired pressure } \Rightarrow M_x = \mathbf{2.41}$$

16.58

The nozzle in Problem 16.50 will have a throat area of 0.001272 m^2 and an exit area 2.896 times as large. Suppose the back pressure is raised to 1.4 MPa and that the flow remains isentropic except for a normal shock wave. Verify that the shock mach number (M_x) is close to 2 and find the exit mach number, the temperature and the mass flow rate through the nozzle.

(a) From Table A.12: $M_E = 2.6$
 $P_E = 2.0 \times 0.05012 = 0.1002 \text{ MPa}$
 $T^* = 423.15 \times 0.8333 = \mathbf{352.7 \text{ K}}$
 $P^* = 2.0 \times 0.5283 = \mathbf{1.057 \text{ MPa}}$
 $c^* = \sqrt{1.4 \times 1000 \times 0.287 \times 352.7} = 376.5 \text{ m/s}$
 $v^* = 0.287 \times 352.7/1057 = 0.0958 \text{ m}^3/\text{kg}$
 $A^* = 5 \times 0.0958/376.5 = \mathbf{1.272 \times 10^{-3} \text{ m}^2}$
 $A_E = 1.272 \times 10^{-3} \times 2.896 = \mathbf{3.68 \times 10^{-3} \text{ m}^2}$
 $T_E = 423.15 \times 0.42517 = 179.9 \text{ K}$
 Assume $M_x = 2$ then
 $M_y = 0.57735$, $P_{oy}/P_{ox} = 0.72088$, $A_E/A_x^* = 2.896$
 $A_x/A_x^* = 1.6875$, $A_x/A_y^* = 1.2225$,
 $A_E/A_y^* = 2.896 \times 1.2225/1.6875 = 2.098$
 $\Rightarrow M_E = \mathbf{0.293}$, $P_E/P_{oy} = 0.94171$
 $P_E = 0.94171 \times 0.72088 \times 2.0 = 1.357 \text{ MPa}$, OK
 $T_E = 0.98298 \times 423.15 = \mathbf{416 \text{ K}}$, $\dot{m} = \mathbf{5 \text{ kg/s}}$

16.59

Consider the diffuser of a supersonic aircraft flying at $M = 1.4$ at such an altitude that the temperature is -20°C , and the atmospheric pressure is 50 kPa. Consider two possible ways in which the diffuser might operate, and for each case calculate the throat area required for a flow of 50 kg/s.

- The diffuser operates as reversible adiabatic with subsonic exit velocity.
- A normal shock stands at the entrance to the diffuser. Except for the normal shock the flow is reversible and adiabatic, and the exit velocity is subsonic. This is shown in Fig. P16.59.

- Assume a convergent-divergent diffuser with $M = 1$ at the throat.

Relate the inlet state to the sonic state

$$P_1/P_0 = 0.31424 ; P^*/P_{01} = 0.5283$$

$$P^* = \frac{0.5283}{0.31424} 50 = 84 \text{ kPa} ; T^* = \frac{0.8333}{0.71839} 253.2 = 293.7 \text{ K}$$

$$c^* = \sqrt{kRT^*} = \sqrt{1.4 \times 1000 \times 0.287 \times 293.7} = 343.5 \text{ m/s}$$

$$v^* = RT^*/P^* = 0.287 \times 293.7/84 = 1.0035 \text{ m}^3/\text{kg}$$

$$A^* = \dot{m}v^*/c^* = 50 \times 1.0035/343.5 = \mathbf{0.1461 \text{ m}^2}$$

- Across the shock we have

$$M_y = 0.7397 ; P_y = 50 \times 2.12 = 106 \text{ kPa} ;$$

$$T_y = 253.2 \times 1.2547 = 317.7 \text{ K}$$

$$P^* = \frac{0.5283}{0.6952} \times 106 = 80.6 \text{ kPa}$$

$$T^* = \frac{0.8333}{0.9011} \times 317.7 = 293.7 \text{ K}, \quad c^* = 343.5 \text{ m/s}$$

$$v^* = 0.287 \times 293.7/80.6 = 1.0458 \text{ m}^3/\text{kg}$$

$$A^* = 50 \times 1.0458/343.5 = \mathbf{0.1522 \text{ m}^2}$$

16.60

Consider the nozzle in problem 16.42 flowing air. What should the backpressure be for a normal shock to stand at the exit plane? This is case g in Fig.16.17. What is the exit velocity after the shock?

Reversible flow up to the shock with $M = 1$ at the throat.

$$P_{x_o} = P_o, \quad T_{x_o} = T_o, \quad A_E/A^* = 175 / 100 = 1.75$$

$$\text{Table A.12: } M_E = M_x = 2.042, \quad P_x/P_{x_o} = 0.12, \quad T_x/T_{x_o} = 0.5454$$

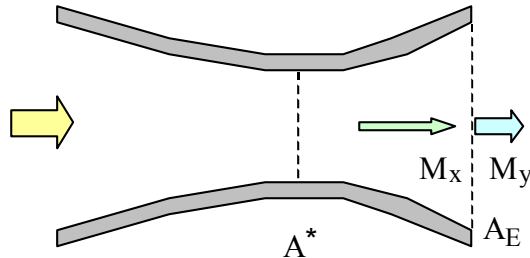
Now we can do the normal shock from Table A.13

$$M_x = 2.042 \Rightarrow M_y = 0.5704, \quad P_y/P_x = 4.6984, \quad T_y/T_x = 1.7219$$

$$T_y = 1.7219 T_x = 1.7219 \times 0.5454 T_{x_o} = 1.7219 \times 0.5454 \times 375 = 352.2 \text{ K}$$

$$P_y = 4.6984 P_x = 4.6984 \times 0.12 P_{x_o} = 4.6984 \times 0.12 \times 1000 = 563.8 \text{ kPa}$$

$$\begin{aligned} \mathbf{V}_y &= M_y c_y = M_y \sqrt{kRT_y} = 0.5704 \sqrt{1.4 \times 0.287 \times 352.2 \times 1000} \\ &= 0.5704 \times 376.2 = \mathbf{214.6 \text{ m/s}} \end{aligned}$$



Nozzles, Diffusers, and Orifices**16.61**

Air is expanded in a nozzle from 700 kPa, 200°C, to 150 kPa in a nozzle having an efficiency of 90%. The mass flow rate is 4 kg/s. Determine the exit area of the nozzle, the exit velocity, and the increase of entropy per kilogram of air. Compare these results with those of a reversible adiabatic nozzle.

$$T_{2s} = T_1 (P_2/P_1)^{(k-1)/k} = 473.2 (150/700)^{0.286} = 304.6 \text{ K}$$

$$V_{2s}^2 = 2 \times 1000 \times 1.004(473.2 - 304.6) = 338400 \text{ J/kg}$$

$$V_2^2 = 0.9 \times 338400 \Rightarrow V_2 = \mathbf{552 \text{ m/s}}$$

$$h_2 + V_2^2/2 = h_1 \Rightarrow T_2 = T_1 - V_2^2/2C_p$$

$$T_2 = 473.2 - 552^2/(2 \times 1000 \times 1.004) = 321.4 \text{ K ;}$$

$$v_2 = 0.287 \times 321.4/150 = 0.6149 \text{ m}^3/\text{kg}$$

$$A_2 = 4 \times 0.6149/552 = 0.00446 \text{ m}^2 = \mathbf{4460 \text{ mm}^2}$$

$$s_2 - s_1 = 1.0035 \ln\left(\frac{321.4}{473.2}\right) - 0.287 \ln\left(\frac{150}{700}\right) = \mathbf{0.0539 \text{ kJ/kg K}}$$

16.62

Repeat Problem 16.43 assuming a diffuser efficiency of 80%.

Same as problem 16.43, except

$\eta_D = 0.80$. We thus have from 16.43

$$\frac{h_3 - h_1}{h_{o1} - h_1} = \frac{h_3 - 261.48}{300.07 - 261.48} = 0.8$$

$$\Rightarrow h_3 = 292.35 \text{ kJ/kg}, \quad T_3 = 291.9 \text{ K}$$

$$P_{o2} = P_3 = P_1 (T_3/T_1)^{k/(k-1)}$$

$$= 40 (291.9/261.15)^{3.5} = 59.06 \text{ kPa}$$

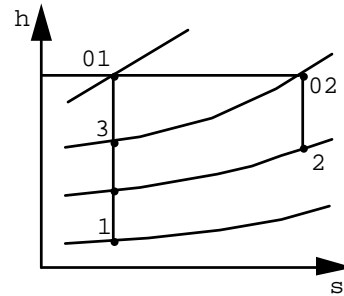
$$T_{o2} = T_{o1} = 299.7 \text{ K}$$

$$h_2 = 300.07 - 100^2/2000 = 295.07 \text{ kJ/kg} \quad \Rightarrow T_2 = \mathbf{294.7 \text{ K}},$$

$$P_2 = P_{o2} (T_2/T_{o1})^{k/(k-1)} = 59.06 \times (294.7/299.7)^{3.5} = \mathbf{55.68 \text{ kPa}}$$

$$v_2 = 0.287 \times 294.7/55.68 = 1.519 \text{ m}^3/\text{kg}$$

$$A_1/A_2 = (v_1/v_2)(V_2/V_1) = (1.874/1.519) (100/277.8) = \mathbf{0.444}$$



16.63

Air enters a diffuser with a velocity of 200 m/s, a static pressure of 70 kPa, and a temperature of -6°C . The velocity leaving the diffuser is 60 m/s and the static pressure at the diffuser exit is 80 kPa. Determine the static temperature at the diffuser exit and the diffuser efficiency. Compare the stagnation pressures at the inlet and the exit.

$$T_{o1} = T_1 + \mathbf{V}_1^2/2C_p = 267.15 + 200^2/(2000 \times 1.004) = 287.1 \text{ K}$$

$$T_{o2} = T_{o1} \Rightarrow T_2 = T_{o2} - \mathbf{V}_2^2/2C_p = 287.1 - 60^2/(2000 \times 1.004) = 285.3 \text{ K}$$

$$\frac{T_{o1} - T_1}{T_1} = \frac{k-1}{k} \frac{P_{o1} - P_1}{P_1} \quad \Rightarrow \quad P_{o1} - P_1 = 18.25 \Rightarrow P_{o1} = 88.3 \text{ kPa}$$

$$\frac{T_{o2} - T_2}{T_2} = \frac{k-1}{k} \frac{P_{o2} - P_2}{P_2} \quad \Rightarrow \quad P_{o2} - P_2 = 1.77 \Rightarrow P_{o2} = 81.8 \text{ kPa}$$

$$T_s^{\text{ex}} = T_1 (P_{o2}/P_1)^{k-1/k} = 267.15 \times 1.0454 = \mathbf{279.3 \text{ K}}$$

$$\eta_D = \frac{T_s^{\text{ex}} - T_1}{T_{o1} - T_1} = \frac{279.3 - 267.15}{287.1 - 267.15} = \mathbf{0.608}$$

16.64

Steam at a pressure of 1 MPa and temperature of 400°C expands in a nozzle to a pressure of 200 kPa. The nozzle efficiency is 90% and the mass flow rate is 10 kg/s. Determine the nozzle exit area and the exit velocity.

First do the ideal reversible adiabatic nozzle

$$s_{2s} = s_1 = 7.4651 \text{ kJ/kg K}, \quad h_1 = 3263.9 \text{ kJ/kg}$$

$$\Rightarrow T_{2s} = 190.4^\circ\text{C}; \quad h_{2s} = 2851 \text{ kJ/kg}$$

Now the actual nozzle can be calculated

$$h_1 - h_{2ac} = \eta_D(h_1 - h_{2s}) = 0.9(3263.9 - 2851) = 371.6 \text{ kJ/kg}$$

$$h_{2ac} = 2892.3 \text{ kJ/kg}, \quad T_2 = 210.9^\circ\text{C}, \quad v_2 = 1.1062 \text{ m}^3/\text{kg}$$

$$V_2 = \sqrt{2000(3263.9 - 2892.3)} = \mathbf{862 \text{ m/s}}$$

$$A_2 = \dot{m}v_2/V_2 = 10 \times 1.1062/862 = \mathbf{0.01283 \text{ m}^2}$$

16.65

A sharp-edged orifice is used to measure the flow of air in a pipe. The pipe diameter is 100 mm and the diameter of the orifice is 25 mm. Upstream of the orifice, the absolute pressure is 150 kPa and the temperature is 35°C. The pressure drop across the orifice is 15 kPa, and the coefficient of discharge is 0.62. Determine the mass flow rate in the pipeline.

$$\Delta T = T_i \left(\frac{k-1}{k} \right) \frac{\Delta P}{P_i} = 308.15 \times \frac{0.4}{1.4} \times \frac{15}{150} = 8.8 \text{ K}$$

$$v_i = RT_i/P_i = 0.5896 \text{ m}^3/\text{kg}$$

$$P_e = 135 \text{ kPa}, \quad T_e = 299.35 \text{ K}, \quad v_e = 0.6364 \text{ m}^3/\text{kg}$$

$$\dot{m}_i = \dot{m}_e \Rightarrow \mathbf{V}_i / \mathbf{V}_e = (D_e/D_i)^2 v_i/v_e = 0.0579$$

$$h_i - h_e = \mathbf{V}_e^2(1 - 0.0579^2)/2 = C_p(T_i - T_e)$$

$$\mathbf{V}_{e_s} = \sqrt{2 \times 1000 \times 1.004 \times 8.8 / (1 - 0.0579)^2} = 133.1 \text{ m/s}$$

$$\dot{m} = C_D A \mathbf{V}/v = 0.62 (\pi/4) (0.025)^2 133.1 / 0.6364 = \mathbf{0.06365 \text{ kg/s}}$$

16.66

A critical nozzle is used for the accurate measurement of the flow rate of air. Exhaust from a car engine is diluted with air so its temperature is 50°C at a total pressure of 100 kPa. It flows through the nozzle with throat area of 700 mm² by suction from a blower. Find the needed suction pressure that will lead to critical flow in the nozzle and the mass flow rate.

$$P^* = 0.5283 P_o = \mathbf{52.83 \text{ kPa}}, \quad T^* = 0.8333 T_o = 269.3 \text{ K}$$

$$v^* = RT^*/P^* = 0.287 \times 269.3/52.83 = 1.463 \text{ m}^3/\text{kg}$$

$$c^* = \sqrt{kRT^*} = \sqrt{1.4 \times 1000 \times 0.287 \times 269.3} = 328.9 \text{ m/s}$$

$$\dot{m} = A c^*/v^* = 700 \times 10^{-6} \times 328.9/1.463 = \mathbf{0.157 \text{ kg/s}}$$

16.67

Steam at 800 kPa, 350°C flows through a convergent-divergent nozzle that has a throat area of 350 mm². The pressure at the exit plane is 150 kPa and the exit velocity is 800 m/s. The flow from the nozzle entrance to the throat is reversible and adiabatic. Determine the exit area of the nozzle, the overall nozzle efficiency, and the entropy generation in the process.

$$h_{o1} = 3161.7 \text{ kJ/kg}, \quad s_{o1} = 7.4089 \text{ kJ/kg K}$$

$$P^*/P_{o1} = (2/(k+1))^{k/(k-1)} = 0.54099 \Rightarrow P^* = 432.7 \text{ kPa}$$

$$\text{At } *: (P^*, s^* = s_{o1}) \Rightarrow h^* = 2999.3 \text{ kJ/kg}, \quad v^* = 0.5687 \text{ m}^3/\text{kg}$$

$$\Delta h = V^2/2 \Rightarrow V^* = \sqrt{2000(3161.7 - 2999.3)} = 569.9 \text{ m/s}$$

$$\dot{m} = AV^*/v^* = 350 \times 10^{-6} \times 569.9/0.5687 = 0.3507 \text{ kg/s}$$

$$h_e = h_{o1} - V_e^2/2 = 3161.7 - 800^2/2 \times 1000 = 2841.7 \text{ kJ/kg}$$

$$\text{Exit: } P_e, h_e: \quad v_e = 1.395 \text{ m}^3/\text{kg}, \quad s_e = 7.576 \text{ kJ/kg K}$$

$$A_e = \dot{m}v_e/V_e = 0.3507 \times 1.395/800 = \mathbf{6.115 \times 10^{-4} \text{ m}^2}$$

$$s_{\text{gen}} = s_e - s_{o1} = 7.576 - 7.4089 = \mathbf{0.167 \text{ kJ/kg K}}$$

16.68

Steam at 600 kPa, 300°C is fed to a set of convergent nozzles in a steam turbine. The total nozzle exit area is 0.005 m² and they have a discharge coefficient of 0.94. The mass flow rate should be estimated from the measurement of the pressure drop across the nozzles, which is measured to be 200 kPa. Determine the mass flow rate.

$$\text{Inlet B.1.3} \quad h_i = 3061.6 \text{ kJ/kg}, \quad s_i = 7.3724 \text{ kJ/kg K}$$

$$\text{Exit: } (P_e, s_{e,s}) \quad P_e = P_i - 200 = 400 \text{ kPa}, \quad s_{e,s} = s_i = 7.3724 \text{ kJ/kg K}$$

$$\Rightarrow h_{e,s} = 2961 \text{ kJ/kg} \quad \text{and} \quad v_{e,s} = 0.5932 \text{ m}^3/\text{kg},$$

$$V_{e,s} = \sqrt{2 \times 1000(3061.6 - 2961)} = 448.55 \text{ m/s}$$

$$\dot{m}_s = AV_{e,s}/v_{e,s} = 0.005 \times 448.55/0.5932 = 3.781 \text{ kg/s}$$

$$\dot{m}_a = C_D \dot{m}_s = 0.94 \times 3.781 = \mathbf{3.554 \text{ kg/s}}$$

16.69

A convergent nozzle is used to measure the flow of air to an engine. The atmosphere is at 100 kPa, 25°C. The nozzle used has a minimum area of 2000 mm² and the coefficient of discharge is 0.95. A pressure difference across the nozzle is measured to 2.5 kPa. Find the mass flow rate assuming incompressible flow. Also find the mass flow rate assuming compressible adiabatic flow.

$$\text{Assume } V_i \cong 0, \quad v_i = RT_i/P_i = 0.287 \times 298.15/100 = 0.8557 \text{ m}^3/\text{kg}$$

$$V_{e,s}^2/2 = h_i - h_{e,s} = v_i(P_i - P_e) = 2.1393 \text{ kJ/kg}$$

$$V_{e,s} = \sqrt{2 \times 1000 \times 2.1393} = 65.41 \text{ m/s}$$

$$\dot{m}_s = AV_{e,s}/v_i = 2000 \times 10^{-6} \times 65.41/0.8557 = 0.153 \text{ kg/s}$$

$$\dot{m}_a = C_D \dot{m}_s = 0.1454 \text{ kg/s}$$

$$T_{e,s} = T_i (P_e/P_i)^{(k-1)/k} = 298.15(97.5/100)^{0.2857} = 296 \text{ K}$$

$$\Delta h = C_p \Delta T = 1.0035 \times 2.15 = 2.1575 = V_{e,s}^2/2$$

$$V_{e,s} = \sqrt{2 \times 1000 \times 2.1575} = 65.69 \text{ m/s}$$

$$v_{e,s} = 0.287 \times 296/97.5 = 0.8713 \text{ m}^3/\text{kg}$$

$$\dot{m}_s = AV_{e,s}/v_{e,s} = 2000 \times 10^{-6} \times 65.69/0.8713 = \mathbf{0.1508 \text{ kg/s}}$$

$$\dot{m}_a = C_D \dot{m}_s = \mathbf{0.1433 \text{ kg/s}}$$

16.70

The coefficient of discharge of a sharp-edged orifice is determined at one set of conditions by use of an accurately calibrated gasometer. The orifice has a diameter of 20 mm and the pipe diameter is 50 mm. The absolute upstream pressure is 200 kPa and the pressure drop across the orifice is 82 mm of mercury. The temperature of the air entering the orifice is 25°C and the mass flow rate measured with the gasometer is 2.4 kg/min. What is the coefficient of discharge of the orifice at these conditions?

$$\Delta P = 82 \times 101.325/760 = 10.93 \text{ kPa}$$

$$\Delta T = T_i \left(\frac{k-1}{k} \right) \Delta P/P_i = 298.15 \times \frac{0.4}{1.4} \times 10.93/200 = 4.66$$

$$v_i = RT_i/P_i = 0.4278 \text{ m}^3/\text{kg}, \quad v_e = RT_e/P_e = 0.4455 \text{ m}^3/\text{kg}$$

$$V_i = V_e A_e v_i / A_i v_e = 0.1536 V_e$$

$$(V_e^2 - V_i^2)/2 = V_e^2(1 - 0.1536^2)/2 = h_i - h_e = C_p \Delta T$$

$$V_e = \sqrt{2 \times 1000 \times 1.004 \times 4.66 / (1 - 0.1536^2)} = 97.9 \text{ m/s}$$

$$\dot{m} = A_e V_e / v_e = \frac{\pi}{4} \times 0.02^2 \times 97.9 / 0.4455 = 0.069 \text{ kg/s}$$

$$C_D = 2.4/60 \times 0.069 = \mathbf{0.58}$$

16.71

A convergent nozzle with exit diameter of 2 cm has an air inlet flow of 20°C, 101 kPa (stagnation conditions). The nozzle has an isentropic efficiency of 95% and the pressure drop is measured to 50 cm water column. Find the mass flow rate assuming compressible adiabatic flow. Repeat calculation for incompressible flow.

Convert ΔP to kPa:

$$\Delta P = 50 \text{ cm H}_2\text{O} = 0.5 \times 9.8064 = 4.903 \text{ kPa}$$

$$T_0 = 20^\circ\text{C} = 293.15 \text{ K} \quad P_0 = 101 \text{ kPa}$$

$$\text{Assume inlet } V_i = 0 \quad P_e = P_0 - \Delta P = 101 - 4.903 = 96.097 \text{ kPa}$$

$$T_e = T_0 \left(\frac{P_e}{P_0}\right)^{\frac{k-1}{k}} = 293.15 \times \left(\frac{96.097}{101}\right)^{0.2857} = 289.01$$

$$V_e^2/2 = h_i - h_e = C_p (T_i - T_e) = 1.004 \times (293.15 - 289.01)$$

$$= 4.1545 \text{ kJ/kg} = 4254.5 \text{ J/kg} \quad \Rightarrow V_e = 91.15 \text{ m/s}$$

$$V_{e \text{ ac}}^2/2 = \eta V_e^2/2 = 0.95 \times 4254.5 = 3946.78 \quad \Rightarrow V_{e \text{ ac}} = 88.85 \text{ m/s}$$

$$T_{e \text{ ac}} = T_i - \frac{V_{e \text{ ac}}^2/2}{C_p} = 293.15 - \frac{3.9468}{1.0035} = 289.2 \text{ K}$$

$$\rho_{e \text{ ac}} = \frac{P_e}{RT_p} = \frac{96.097}{0.287 \times 289.2} = 1.158 \text{ kg/m}^3$$

$$\dot{m} = \rho A V = 1.158 \times \frac{\pi}{4} \times 0.02^2 \times 88.85 = \mathbf{0.0323 \text{ kg/s}}$$

Review Problems

16.72

At what Mach number will the normal shock occur in the nozzle of Problem 16.47 if the back pressure is 1.4 MPa? (trial and error on M_x)

Relate the inlet and exit conditions to the shock conditions with reversible flow before and after the shock. It becomes trial and error.

$$\text{Assume } M_x = 1.8 \Rightarrow M_y = 0.6165; \quad P_{oy}/P_{ox} = 0.8127$$

$$A_E/A_x^* = A_2/A^* = 0.002435/0.001516 = 1.6062$$

$$A_x/A_x^* = 1.439; \quad A_x/A_y^* = 1.1694$$

$$A_E/A_y^* = (A_E/A_x^*)(A_x/A_y^*)/(A_x/A_x^*) = \frac{1.6062(1.1694)}{1.439} = 1.3053$$

$$\Rightarrow M_E = 0.5189; \quad P_E/P_{oy} = 0.8323$$

$$P_E = (P_E/P_{oy})(P_{oy}/P_{ox})P_{ox} = 0.8323 \times 0.8127 \times 2000 = 1353 \text{ kPa} < 1.4 \text{ MPa}$$

So select the mach number a little less

$$M_x = 1.7 \Rightarrow M_y = 0.64055; \quad P_{oy}/P_{ox} = 0.85573$$

$$A_x/A_x^* = 1.3376; \quad A_x/A_y^* = 1.1446$$

$$A_E/A_y^* = (A_E/A_x^*)(A_x/A_y^*)/(A_x/A_x^*) = \frac{1.6062(1.1446)}{1.3376} = 1.3744$$

$$\Rightarrow M_E = 0.482; \quad P_E/P_{oy} = 0.853$$

$$P_E = (P_E/P_{oy})(P_{oy}/P_{ox})P_{ox} = 0.853 \times 0.85573 \times 2000 = 1459.9 \text{ kPa}$$

Now interpolate between the two

$$M_x = 1.756 \Rightarrow M_y = 0.6266; \quad P_{oy}/P_{ox} = 0.832$$

$$A_x/A_x^* = 1.3926; \quad A_x/A_y^* = 1.1586$$

$$A_E/A_y^* = 1.6062 \times 1.1586/1.3926 = 1.3363$$

$$\Rightarrow M_E = 0.5; \quad P_E/P_{oy} = 0.843$$

$$P_E = 0.843 \times 0.832 \times 2000 = 1402.7 \text{ kPa} \quad \mathbf{OK}$$

16.73

Atmospheric air is at 20°C, 100 kPa with zero velocity. An adiabatic reversible compressor takes atmospheric air in through a pipe with cross-sectional area of 0.1 m² at a rate of 1 kg/s. It is compressed up to a measured stagnation pressure of 500 kPa and leaves through a pipe with cross-sectional area of 0.01 m². What are the required compressor work and the air velocity, static pressure, and temperature in the exit pipeline?

C.V. compressor out to standing air and exit to stagnation point.

$$\dot{m} h_{o1} + \dot{W}_c = \dot{m} (h + V^2/2)_{ex} = \dot{m} h_{o,ex}$$

$$\dot{m} s_{o1} = \dot{m} s_{o,ex} \Rightarrow P_{r,o,ex} = P_{r,o1}$$

$$(P_{st,ex}/P_{o1}) = 1.028(500/100) = 5.14$$

$$\Rightarrow T_{o,ex} = 463 \text{ K}, \quad h_{o,ex} = 465.38 \text{ kJ/kg}, \quad h_{o1} = 209.45 \text{ kJ/kg}$$

$$\dot{W}_c = \dot{m} (h_{o,ex} - h_{o1}) = 1(465.38 - 209.45) = \mathbf{255.9 \text{ kW}}$$

$$P_{ex} = P_{o,ex} (T_{ex}/T_{o,ex})^{k/(k-1)} \quad T_{ex} = T_{o,ex} - V_{ex}^2/2C_p$$

$$\dot{m} = 1 \text{ kg/s} = (\rho A V)_{ex} = P_{ex} A V_{ex} / R T_{ex}$$

Now select 1 unknown amongst P_{ex} , T_{ex} , V_{ex} and write the continuity eq. \dot{m} and solve the nonlinear equation. Say, use T_{ex} then

$$V_{ex} = \sqrt{2C_p(T_{o,ex} - T_{ex})}$$

$$\dot{m} = 1 \text{ kg/s} = P_{o,ex} (T_{ex}/T_{o,ex})^{k/k-1} A \sqrt{2C_p(T_{o,ex} - T_{ex})} / R T_{ex}$$

solve for $T_{ex}/T_{o,ex}$ (close to 1)

$$T_{ex} = \mathbf{462.6 \text{ K}} \Rightarrow V_{ex} = \mathbf{28.3 \text{ m/s}}, \quad P_{ex} = \mathbf{498.6 \text{ kPa}}$$

Solution using the Pr or vr functions**16.43**

A jet plane travels through the air with a speed of 1000 km/h at an altitude of 6 km, where the pressure is 40 kPa and the temperature is -12°C . Consider the inlet diffuser of the engine where air leaves with a velocity of 100 m/s. Determine the pressure and temperature leaving the diffuser, and the ratio of inlet to exit area of the diffuser, assuming the flow to be reversible and adiabatic.

$$V = 1000 \text{ km/h} = 277.8 \text{ m/s}, \quad v_1 = \frac{RT}{P} = \frac{0.287 \times 261.15}{40} = 1.874 \text{ m}^3/\text{kg}$$

$$h_1 = 261.48 \text{ kJ/kg}, \quad P_{r1} = 0.6862$$

$$h_{o1} = 261.48 + 277.8^2/2000 = 300.07 \text{ kJ/kg}$$

$$\Rightarrow T_{o1} = 299.7 \text{ K}, \quad P_{ro1} = 1.1107$$

The ratio of the pressures equals the ratio of the Pr functions when $s = \text{constant}$

$$P_{o1} = P P_{ro1} / P_{r1} = 40 \times 1.1107 / 0.6862 = 64.74 \text{ kPa}$$

$$h_2 = 300.07 - 100^2/2000 = 295.07 \quad \Rightarrow \quad T_2 = \mathbf{294.7 \text{ K}}, \quad P_{r2} = 1.0462$$

$$P_2 = 64.74 \times 1.0462 / 1.1107 = \mathbf{61 \text{ kPa}}$$

$$v_2 = 0.287 \times 294.7/61 = 1.386 \text{ m}^3/\text{kg}$$

$$A_1/A_2 = (v_1/v_2)(V_2/V_1) = (1.874/1.386)(100/277.8) = \mathbf{0.487}$$

16.62

Repeat Problem 16.43 assuming a diffuser efficiency of 80%.

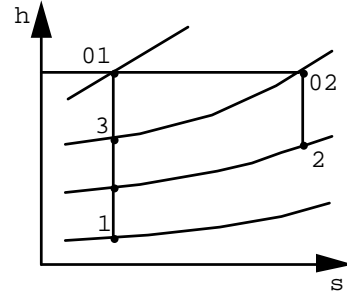
Same as problem 16.43, except

$\eta_D = 0.80$. We thus have from 16.43

$$\frac{h_3 - h_1}{h_{o1} - h_1} = \frac{h_3 - 261.48}{300.07 - 261.48} = 0.8$$

$$\Rightarrow h_3 = 292.35 \text{ kJ/kg}, P_{r3} = 1.0129$$

$$P_{o2} = P_3 = 40 \times 1.0129 / 0.6862 = 59.04 \text{ kPa}$$



$$P_{ro2} = P_{ro1} = 1.1107$$

$$h_2 = 300.07 - 100^2/2000 = 295.07 \text{ kJ/kg} \Rightarrow T_2 = \mathbf{294.7 \text{ K}}, P_{r2} = 1.0462$$

$$P_2 = P_{o2} P_{r2} / P_{ro2} = 59.04 \times 1.0462 / 1.1107 = \mathbf{55.6 \text{ kPa}}$$

$$v_2 = 0.287 \times 294.7 / 55.6 = 1.521 \text{ m}^3/\text{kg}$$

$$A_1/A_2 = (1.874/1.521) (100/277.8) = \mathbf{0.444}$$

**SOLUTION MANUAL
ENGLISH UNIT PROBLEMS
CHAPTER 16**

SONNTAG • BORGNAKKE • VAN WYLEN



FUNDAMENTALS
of
Thermodynamics
Sixth Edition

CHAPTER 16**CONTENT CHAPTER 16**

SUBSECTION	PROB NO.
Correspondence table	
Stagnation properties	74-76
Momentum Equation and Forces	77-78
Velocity of Sound	79
Reversible Flow Through a Nozzle	80-82, 84
Normal Shocks	83
Nozzles, Diffusers and Orifices	85-87

New	5th	SI	New	5th	SI
74	44E	-	81	52E	43
75	45E	24	82	51E	41
76	46E	25	83	53E	55
77	47E	29	84	55E	53, 54
78	48E	34	85	54E	62
79	49E	37	86	56E	63
80	50E	47	87	57E	71

Stagnation properties**16.74E**

Steam leaves a nozzle with a velocity of 800 ft/s. The stagnation pressure is 100 lbf/in², and the stagnation temperature is 500 F. What is the static pressure and temperature?

$$h_1 = h_{o1} - \frac{V_1^2}{2g_c} = 1279.1 - \frac{800^2}{2 \times 32.174} \times 778 = 1266.3 \frac{\text{Btu}}{\text{lbm}}$$

$$s_1 = s_0 = 1.7085 \text{ Btu/lbm R}$$

$$(h, s) \text{ Computer table } \Rightarrow P_1 = \mathbf{88 \text{ lbf/in.}^2}, \quad T = \mathbf{466 \text{ F}}$$

16.75E

Air leaves the compressor of a jet engine at a temperature of 300 F, a pressure of 45 lbf/in², and a velocity of 400 ft/s. Determine the isentropic stagnation temperature and pressure.

$$h_{o1} - h_1 = \mathbf{V}_1^2/2g_c = 400^2/2 \times 32.174 \times 778 = 3.2 \text{ Btu/lbm}$$

$$T_{o1} - T - 1 = (h_{o1} - h_1)/C_p = 3.2/0.24 = 13.3$$

$$T_{o1} = T + \Delta T = 300 + 13.3 = 313.3 \text{ F} = \mathbf{773 \text{ R}}$$

$$P_{o1} = P_1 \left(T_{o1}/T_1 \right)^{\frac{k}{k-1}} = 45(773/759.67)^{3.5} = \mathbf{47.82 \text{ lbf/in}^2}$$

16.76E

A meteorite melts and burn up at temperatures of 5400 R. If it hits air at 0.75 lbf/in.², 90 R how high a velocity should it have to reach such temperature?

Assume we have a stagnation $T = 5400$ R

$$h_1 + V_1^2/2 = h_{\text{stagn.}}$$

Extrapolating from table F.5, $h_{\text{stagn.}} = 1515.6$, $h_1 = 21.4$ Btu/lbm

$$V_1^2/2 = 1515.6 - 21.4 = 1494.2 \text{ Btu/lbm}$$

$$V_1 = \sqrt{2 \times 32.174 \times 778 \times 1494.2} = \mathbf{8649 \text{ ft/s}}$$



Momentum Equation and Forces

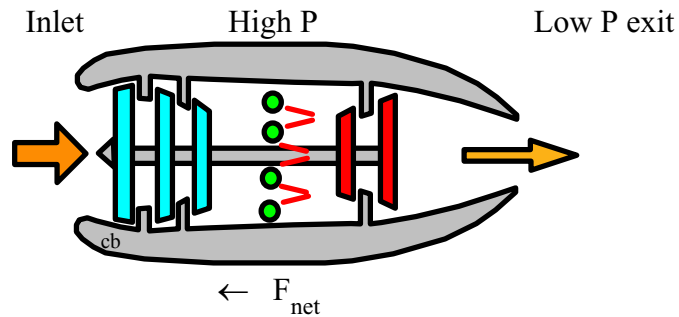
16.77E

A jet engine receives a flow of 500 ft/s air at 10 lbf/in.², 40 F inlet area of 7 ft² with an exit at 1500 ft/s, 10 lbf/in.², 1100 R. Find the mass flow rate and thrust.

$$\dot{m} = \rho A V; \quad \text{ideal gas} \quad \rho = P/RT$$

$$\dot{m} = (P/RT)AV = \frac{10 \times 144}{53.34 \times 499.7} \times 7 \times 500 = 189.1 \text{ lbm/s}$$

$$F_{\text{net}} = \dot{m} (V_{\text{ex}} - V_{\text{in}}) = 189.1 \times (1500 - 500) / 32.174 = \mathbf{5877 \text{ lbf}}$$



The shaft must have axial load bearings to transmit thrust to aircraft.

16.78E

A water turbine using nozzles is located at the bottom of Hoover Dam 575 ft below the surface of Lake Mead. The water enters the nozzles at a stagnation pressure corresponding to the column of water above it minus 20% due to friction. The temperature is 60 F and the water leaves at standard atmospheric pressure. If the flow through the nozzle is reversible and adiabatic, determine the velocity and kinetic energy per kilogram of water leaving the nozzle.

$$\Delta P = \frac{\rho g \Delta Z}{g_c} = g(\Delta Z/v)/g_c = 575/(0.016035 \times 144) = 249 \text{ lbf/in.}^2$$

$$\Delta P_{ac} = 0.8\Delta P = 199.2 \text{ lbf/in.}^2 \quad \text{and Bernoulli} \quad v\Delta P = \mathbf{V_{ex}^2}/2$$

$$\mathbf{V_{ex}} = \sqrt{2v\Delta P} = \sqrt{2g\Delta Z} = \sqrt{2 \times 32.174 \times 575} = \mathbf{192.4 \text{ ft/s}}$$

$$\mathbf{V_{ex}^2}/2 = v\Delta P = g\Delta Z/g_c = 575/778 = \mathbf{0.739 \text{ Btu/lbm}}$$

Velocity of Sound**16.79E**

Find the speed of sound for air at 15 lbf/in.², at the two temperatures of 32 F and 90 F. Repeat the answer for carbon dioxide and argon gases.

From eq. 16.28 we have

$$c_{32} = \sqrt{kRT} = \sqrt{1.4 \times 32.174 \times 53.34 \times 491.7} = \mathbf{1087 \text{ ft/s}}$$

$$c_{90} = \sqrt{1.4 \times 32.174 \times 53.34 \times 549.7} = \mathbf{1149 \text{ ft/s}}$$

For Carbon Dioxide: $R = 35.1$, $k = 1.289$

$$c_{32} = \sqrt{1.289 \times 32.174 \times 35.1 \times 491.7} = \mathbf{846 \text{ ft/s}}$$

$$c_{90} = \sqrt{1.289 \times 32.174 \times 35.1 \times 549.7} = \mathbf{894.5 \text{ ft/s}}$$

For Argon: $R = 38.68$, $k = 1.667$

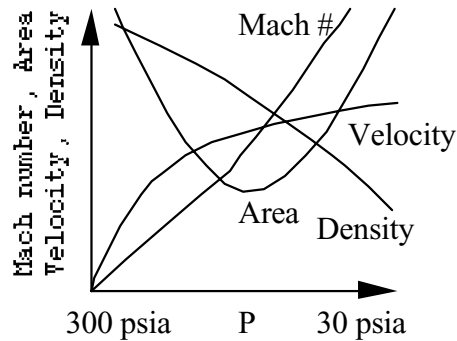
$$c_{32} = \sqrt{1.667 \times 32.174 \times 38.68 \times 491.7} = \mathbf{1010 \text{ ft/s}}$$

$$c_{90} = \sqrt{1.667 \times 32.174 \times 38.68 \times 549.7} = \mathbf{1068 \text{ ft/s}}$$

Flow Through Nozzles, Shocks

16.80E

Air is expanded in a nozzle from 300 lbf/in.², 1100 R to 30 lbf/in.². The mass flow rate through the nozzle is 10 lbm/s. Assume the flow is reversible and adiabatic and determine the throat and exit areas for the nozzle.



$$\begin{aligned}
 P^* &= P_o \left(\frac{2}{k+1} \right)^{\frac{k}{k-1}} \\
 &= 300 \times 0.5283 = 158.5 \text{ lbf/in.}^2 \\
 T^* &= T_o \times 2/(k+1) = 1100 \times 0.8333 = 916.6 \text{ R} \\
 v^* &= RT^*/P^* = 53.34 \times 916.6 / (158.5 \times 144) \\
 &= 2.1421 \text{ ft}^3/\text{lbm}
 \end{aligned}$$

$$c^* = \sqrt{kRT^*} = \sqrt{1.4 \times 32.174 \times 53.34 \times 916.6} = 1484 \text{ ft/s}$$

$$A^* = \dot{m}v^*/c^* = 10 \times 2.1421/1484 = 0.0144 \text{ ft}^2$$

$$P_2/P_o = 30/300 = 0.1 \quad \text{Table A.11} \Rightarrow M_2^* = 1.701 = V_2/c^*$$

$$V_2 = 1.701 \times 1484 = 2524 \text{ ft/s}$$

$$T_2 = 916.6 \times 0.5176 = 474.4 \text{ R}$$

$$v_2 = RT_2/P_2 = 53.34 \times 474.4 / (30 \times 144) = 5.8579 \text{ ft}^3/\text{lbm}$$

$$A_2 = \dot{m}v_2/V_2 = 10 \times 5.8579 / 2524 = \mathbf{0.0232 \text{ ft}^2}$$

16.81E

A jet plane travels through the air with a speed of 600 mi/h at an altitude of 20000 ft, where the pressure is 5.75 lbf/in.² and the temperature is 25 F. Consider the diffuser of the engine where air leaves at with a velocity of 300 ft/s. Determine the pressure and temperature leaving the diffuser, and the ratio of inlet to exit area of the diffuser, assuming the flow to be reversible and adiabatic.

$$V = 600 \text{ mi/h} = 880 \text{ ft/s}$$

$$v_1 = 53.34 \times 484.67 / (5.75 \times 144) = 31.223 \text{ ft}^3/\text{lbm},$$

$$h_1 = 115.91 \text{ Btu/lbm},$$

$$h_{o1} = 115.91 + 880^2 / (2 \times 32.174 \times 778) = 131.38 \text{ Btu/lbm}$$

$$\text{Table F.5} \quad \Rightarrow \quad T_{o1} = 549.2 \text{ R},$$

$$P_{o1} = P_1 (T_{o1}/T_1)^{k/(k-1)} = 5.75 \times (549.2/484.67)^{3.5} = 8.9 \text{ lbf/in.}^2$$

$$h_2 = 131.38 - 300^2 / (2 \times 32.174 \times 778) = 129.58 \text{ Btu/lbm}$$

$$T_2 = \mathbf{542 \text{ R}}, \quad \Rightarrow$$

$$P_2 = P_{o1} (T_2/T_{o1})^{k/(k-1)} = 8.9 \times (542/549.2)^{3.5} = \mathbf{8.5 \text{ lbf/in.}^2}$$

$$v_2 = 53.34 \times 542 / (8.5 \times 144) = 23.62 \text{ ft}^3/\text{lbm}$$

$$A_1/A_2 = (v_1/v_2)(V_2/V_1) = (31.223/23.62)(300/880) = \mathbf{0.45}$$

16.82E

A convergent nozzle has a minimum area of 1 ft² and receives air at 25 lbf/in.², 1800 R flowing with 330 ft/s. What is the back pressure that will produce the maximum flow rate and find that flow rate?

$$\frac{P^*}{P_o} = \left(\frac{2}{k+1}\right)^{\frac{k}{k-1}} = 0.528 \quad \text{Critical Pressure Ratio}$$

$$\text{Find } P_o: \quad C_p = (463.445 - 449.794)/50 = 0.273 \quad \text{from table C.6}$$

$$h_o = h_1 + \mathbf{V}_1^2/2 \quad \Rightarrow \quad T_o = T_i + \mathbf{V}^2/2C_p$$

$$T_o = 1800 + \frac{330^2/2}{32.174 \times 778 \times 0.273} = 1807.97 \Rightarrow T^* = 0.8333 T_o = 1506.6 \text{ R}$$

$$P_o = P_i (T_o/T_i)^{k/(k-1)} = 25 \times (1807.97/1800)^{3.5} = 25.39 \text{ lbf/in.}^2$$

$$P^* = 0.528 P_o = 0.528 \times 25.39 = \mathbf{13.406 \text{ lbf/in.}^2}$$

$$\rho^* = \frac{P^*}{RT^*} = \frac{13.406 \times 144}{53.34 \times 1506.6} = 0.024 \text{ lbm/ft}^3$$

$$\mathbf{V} = c = \sqrt{kRT^*} = \sqrt{1.4 \times 53.34 \times 1506.6 \times 32.174} = \mathbf{1902.6 \text{ ft/s}}$$

$$\dot{m} = \rho A \mathbf{V} = 0.024 \times 1 \times 1902.6 = \mathbf{45.66 \text{ lbm/s}}$$

16.83E

The products of combustion enter a nozzle of a jet engine at a total pressure of 18 lbf/in.², and a total temperature of 1200 F. The atmospheric pressure is 6.75 lbf/in.². The nozzle is convergent, and the mass flow rate is 50 lbm/s. Assume the flow is adiabatic. Determine the exit area of the nozzle.

$$P_{\text{crit}} = P_2 = 18 \times 0.5283 = 9.5 \text{ lbf/in.}^2 > P_{\text{amb}}$$

The flow is then choked.

$$T_2 = 1660 \times 0.8333 = 1382 \text{ R}$$

$$V_2 = c_2 = \sqrt{1.4 \times 32.174 \times 53.34 \times 1382} = 1822 \text{ ft/s}$$

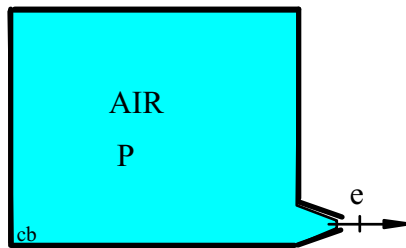
$$v_2 = 53.34 \times 1382 / 9.5 \times 144 = 53.9 \text{ ft}^3/\text{lbm}$$

$$A_2 = \dot{m} v_2 / V_2 = 50 \times 53.9 / 1822 = \mathbf{1.479 \text{ ft}^2}$$

16.84E

A 50-ft³ uninsulated tank contains air at 150 lbf/in.², 1000 R. The tank is now discharged through a small convergent nozzle to the atmosphere at 14.7 lbf/in.² while heat transfer from some source keeps the air temperature in the tank at 1000 R. The nozzle has an exit area of 2×10^{-4} ft².

- Find the initial mass flow rate out of the tank.
- Find the mass flow rate when half the mass has been discharged.
- Find the mass of air in the tank and the mass flow rate out of the tank when the nozzle flow changes to become subsonic.



$$P_B/P_o = 14.7/150 = 0.098 < (P^*/P_o)_{\text{crit}} = 0.5283$$

- The flow is choked, max possible flow rate

$$M_E = 1; \quad P_E = 0.5283 \times 150 = 79.245 \text{ lbf/in.}^2$$

$$T_E = T^* = 0.8333 \times 1000 = 833.3 \text{ R}$$

$$V_E = c = \sqrt{kRT^*} = \sqrt{1.4 \times 53.34 \times 833.3 \times 32.174} = 1415 \text{ ft/s}$$

$$v_E = RT^*/P_E = 53.34 \times 833.3 / (79.245 \times 144) = 3.895 \text{ ft}^3/\text{lbm}$$

Mass flow rate is : $\dot{m}_1 = AV_E/v_E = 2 \times 10^{-4} \times 1415 / 3.895 = \mathbf{0.0727 \text{ lbm/s}}$

- $m_1 = P_1 V / RT_1 = 150 \times 50 \times 144 / 53.34 \times 1000 = 20.247 \text{ lbm}$

$$m_2 = m_1 / 2 = 10.124 \text{ lbm}, \quad P_2 = P_1 / 2 = 75 \text{ lbf/in.}^2; \quad T_2 = T_1$$

$$P_B/P_2 = 14.7/75 = 0.196 < (P^*/P_o)_{\text{crit}}$$

The flow is choked and the velocity is the same as in a)

$$P_E = 0.5283 \times 75 = 39.623 \text{ lbf/in.}^2; \quad M_E = 1$$

$$\dot{m}_2 = AV_E P_E / RT_E = \frac{2 \times 10^{-4} \times 1415 \times 39.623 \times 144}{53.34 \times 1000} = \mathbf{0.0303 \text{ lbm/s}}$$

- Flow changes to subsonic when the pressure ratio reaches critical.

$$P_B/P_o = 0.5283 \quad P_3 = 27.825 \text{ lbf/in.}^2$$

$$m_3 = m_1 P_3 / P_1 = \mathbf{3.756 \text{ lbm}}; \quad T_3 = T_1 \Rightarrow V_E = 1415 \text{ ft/s}$$

$$\dot{m}_3 = AV_E P_E / RT_E = \frac{2 \times 10^{-4} \times 1415 \times 27.825 \times 144}{53.34 \times 1000} = \mathbf{0.02125 \text{ lbm/s}}$$

Nozzles, Diffusers and Orifices

16.85E

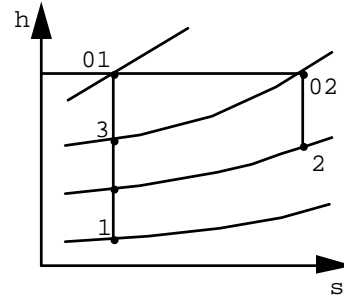
Repeat Problem 16.81 assuming a diffuser efficiency of 80%.

From solution to 16.81

$$h_1 = 115.91 \text{ Btu/lbm}, \quad v_1 = 31.223 \text{ ft}^3/\text{lbm}$$

$$h_{o1} = 115.91 + 880^2 / (2 \times 32.174 \times 778) \\ = 131.38 \text{ Btu/lbm}$$

$$\text{Table F.5} \quad \Rightarrow \quad T_{o1} = 549.2 \text{ R},$$



$$\eta_D = (h_3 - h_1) / (h_{o1} - h_1) = 0.8 \quad \Rightarrow \quad h_3 = 128.29 \text{ Btu/lbm}, \quad T_3 = 536.29 \text{ R}$$

$$P_{o2} = P_3 = P_1 (T_3 / T_1)^{k/(k-1)} = 5.75 \times (536.29 / 484.67)^{3.5} = 8.194 \text{ lbf/in.}^2$$

$$T_{o2} = T_{o1} = 549.2 \text{ R}$$

$$h_2 = 131.38 - 300^2 / (2 \times 32.174 \times 778) = 129.58 \text{ Btu/lbm}$$

$$T_2 = 542 \text{ R}, \quad \Rightarrow$$

$$P_2 = P_{o2} (T_2 / T_{o1})^{k/(k-1)} = 8.194 \times (542 / 549.2)^{3.5} = 7.824 \text{ lbf/in.}^2$$

$$\Rightarrow \quad v_2 = \frac{53.34 \times 542}{7.824 \times 144} = 25.66 \text{ ft}^3/\text{lbm}$$

$$A_1 / A_2 = v_1 V_2 / v_2 V_1 = 31.223 \times 300 / (25.66 \times 880) = 0.415$$

16.86E

Air enters a diffuser with a velocity of 600 ft/s, a static pressure of 10 lbf/in.², and a temperature of 20 F. The velocity leaving the diffuser is 200 ft/s and the static pressure at the diffuser exit is 11.7 lbf/in.². Determine the static temperature at the diffuser exit and the diffuser efficiency. Compare the stagnation pressures at the inlet and the exit.

$$T_{o1} = T_1 + \frac{V_1^2}{2g_c C_p} = 480 + 600^2 / (2 \times 32.174 \times 778 \times 0.24) = 510 \text{ R}$$

$$T_{o2} = T_{o1} \Rightarrow$$

$$T_2 = T_{o2} - \frac{V_2^2}{2C_p} = 510 - 200^2 / (2 \times 32.174 \times 0.24 \times 778) = 506.7 \text{ R}$$

$$\frac{T_{o2} - T_2}{T_2} = \frac{k-1}{k} \frac{P_{o2} - P_2}{P_2} \Rightarrow P_{o2} - P_2 = 0.267 \Rightarrow P_{o2} = 11.97 \text{ lbf/in.}^2$$

$$T_{\text{ex},s} = T_1 (P_{o2}/P_1)^{(k-1)/k} = 480 \times 1.0528 = \mathbf{505.3 \text{ R}}$$

$$\eta_D = \frac{T_{\text{ex},s} - T_1}{T_{o1} - T_1} = \frac{505.3 - 480}{510 - 480} = \mathbf{0.844}$$

16.87E

A convergent nozzle with exit diameter of 1 in. has an air inlet flow of 68 F, 14.7 lbf/in.² (stagnation conditions). The nozzle has an isentropic efficiency of 95% and the pressure drop is measured to 20 in. water column. Find the mass flow rate assuming compressible adiabatic flow. Repeat calculation for incompressible flow.

Convert ΔP to lbf/in²

$$\Delta P = 20 \text{ in H}_2\text{O} = 20 \times 0.03613 = 0.7226 \text{ lbf/in}^2$$

$$T_0 = 68 \text{ F} = 527.7 \text{ R} \quad P_0 = 14.7 \text{ lbf/in}^2$$

$$\text{Assume inlet } V_i = 0 \quad P_e = P_0 - \Delta P = 14.7 - 0.7226 = 13.977 \text{ lbf/in}^2$$

$$T_e = T_0 \left(\frac{P_e}{P_0}\right)^{\frac{k-1}{k}} = 527.7 \times \left(\frac{13.977}{14.7}\right)^{0.2857} = 520.15 \text{ R}$$

$$V_e^2/2 = h_i - h_e = C_p (T_i - T_e) = 0.24 \times (527.7 - 520.15) = 1.812 \text{ Btu/lbm}$$

$$V_{e \text{ ac}}^2/2 = \eta V_e^2/2 = 0.95 \times 1.812 = 1.7214 \text{ Btu/lbm}$$

$$\Rightarrow V_{e \text{ ac}} = \sqrt{2 \times 32.174 \times 1.7214 \times 778} = 293.6 \text{ ft/s}$$

$$T_{e \text{ ac}} = T_i - \frac{V_{e \text{ ac}}^2/2}{C_p} = 527.7 - \frac{1.7214}{0.24} = 520.53 \text{ R}$$

$$\rho_{e \text{ ac}} = \frac{P_e}{RT_{e \text{ ac}}} = \frac{13.977 \times 144}{53.34 \times 520.53} = 0.07249 \text{ lbf/ft}^3$$

$$\dot{m} = \rho A V = 0.07249 \times \frac{\pi}{4} \times \left(\frac{1}{12}\right)^2 \times 293.6 = \mathbf{0.116 \text{ lbf/s}}$$

$$\text{Incompressible: } \rho_i = \frac{P_0}{RT_0} = \frac{14.7 \times 144}{53.34 \times 527.7} = 0.0752 \text{ lbf/ft}^3$$

$$V_e^2/2 = v_i (P_i - P_e) = \frac{\Delta P}{\rho_i} = \frac{0.7226 \times 144}{0.0752 \times 778} = 1.7785 \text{ Btu/lbm}$$

$$V_{e \text{ ac}}^2/2 = \eta V_e^2/2 = 0.95 \times 1.7785 = 1.6896 \text{ Btu/lbm}$$

$$\Rightarrow V_{e \text{ ac}} = \sqrt{2 \times 32.174 \times 1.6896 \times 778} = 290.84 \text{ ft/s}$$

$$\dot{m} = \rho A V = 0.0752 \times \frac{\pi}{4} \times \left(\frac{1}{12}\right)^2 \times 290.84 = \mathbf{0.119 \text{ lbf/s}}$$