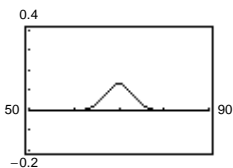


$$84. (a) f(x) = \frac{1}{3\sqrt{2\pi}} e^{-(x-70)^2/18}$$

$$\int_{50}^{90} f(x) dx \approx 1.0$$



$$(b) P(72 \leq x < \infty) \approx 0.2525$$

$$(c) 0.5 - P(70 \leq x \leq 72) \approx 0.5 - 0.2475 = 0.2525$$

These are the same answers because by symmetry,

$$P(70 \leq x < \infty) = 0.5$$

and

$$0.5 = P(70 \leq x < \infty)$$

$$= P(70 \leq x \leq 72) + P(72 \leq x < \infty).$$

86. False. This is equivalent to Exercise 85.

88. True

Review Exercises for Chapter 7

$$2. \int x e^{x^2-1} dx = \frac{1}{2} \int e^{x^2-1} (2x) dx \\ = \frac{1}{2} e^{x^2-1} + C$$

$$4. \int \frac{x}{\sqrt{1-x^2}} dx = -\frac{1}{2} \int (1-x^2)^{-1/2} (-2x) dx \\ = -\frac{1}{2} \frac{(1-x^2)^{1/2}}{1/2} + C \\ = -\sqrt{1-x^2} + C$$

$$6. \int 2x\sqrt{2x-3} dx = \int (u^4 + 3u^2) du = \frac{u^5}{5} + u^3 + C \\ = \frac{2(2x-3)^{3/2}}{5}(x+1) + C \\ u = \sqrt{2x-3}, x = \frac{u^2+3}{2}, dx = u du$$

$$8. \frac{x^4 + 2x^2 + x + 1}{x^4 + 2x^2 + 1} = 1 + \frac{x}{(x^2+1)^2} \\ \int \frac{x^4 + 2x^2 + x + 1}{(x^2+1)^2} dx = \int dx + \frac{1}{2} \int \frac{2x}{(x^2+1)^2} dx \\ = x - \frac{1}{2(x^2+1)} + C$$

$$10. \int (x^2-1)e^x dx = (x^2-1)e^x - 2 \int x e^x dx = (x^2-1)e^x - 2xe^x + 2 \int e^x dx = e^x(x^2-2x+1) + 1$$

$$(1) dv = e^x dx \Rightarrow v = e^x$$

$$u = x^2 - 1 \Rightarrow du = 2x dx$$

$$(2) dv = e^x dx \Rightarrow v = e^x$$

$$u = x \Rightarrow du = dx$$

$$12. u = \arctan 2x, du = \frac{2}{1+4x^2} dx, dv = dx, v = x$$

$$\int \arctan 2x dx = x \arctan 2x - \int \frac{2x}{1+4x^2} dx \\ = x \arctan 2x - \frac{1}{4} \ln(1+4x^2) + C$$

$$14. \int \ln \sqrt{x^2-1} dx = \frac{1}{2} \int \ln(x^2-1) dx \\ = \frac{1}{2} x \ln|x^2-1| - \int \frac{x^2}{x^2-1} dx \\ = \frac{1}{2} x \ln|x^2-1| - \int dx - \int \frac{1}{x^2-1} dx \\ = \frac{1}{2} x \ln|x^2-1| - x - \frac{1}{2} \ln \left| \frac{x-1}{x+1} \right| + C$$

$$dv = dx \Rightarrow v = x$$

$$u = \ln(x^2-1) \Rightarrow du = \frac{2x}{x^2-1} dx$$

$$\begin{aligned}
 16. \int e^x \arctan(e^x) dx &= e^x \arctan(e^x) - \int \frac{e^{2x}}{1 + e^{2x}} dx \\
 &= e^x \arctan(e^x) - \frac{1}{2} \ln(1 + e^{2x}) + C
 \end{aligned}$$

$$dv = e^x dx \quad \Rightarrow \quad v = e^x$$

$$u = \arctan e^x \Rightarrow du = \frac{e^x}{1 + e^{2x}} dx$$

$$18. \int \sin^2 \frac{\pi x}{2} dx = \int \frac{1}{2} (1 - \cos \pi x) dx = \frac{1}{2} \left[x - \frac{1}{\pi} \sin \pi x \right] + C = \frac{1}{2\pi} [\pi x - \sin \pi x] + C$$

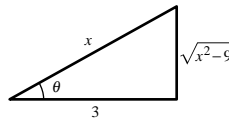
$$20. \int \tan \theta \sec^4 \theta d\theta = \int (\tan^3 \theta + \tan \theta) \sec^2 \theta d\theta = \frac{1}{4} \tan^4 \theta + \frac{1}{2} \tan^2 \theta + C_1$$

or

$$\int \tan \theta \sec^4 \theta d\theta = \int \sec^3 \theta (\sec \theta \tan \theta) d\theta = \frac{1}{4} \sec^4 \theta + C_2$$

$$\begin{aligned}
 22. \int \cos 2\theta (\sin \theta + \cos \theta)^2 d\theta &= \int (\cos^2 \theta - \sin^2 \theta) (\sin \theta + \cos \theta)^2 d\theta \\
 &= \int (\sin \theta + \cos \theta)^3 (\cos \theta - \sin \theta) d\theta = \frac{1}{4} (\sin \theta + \cos \theta)^4 + C
 \end{aligned}$$

$$\begin{aligned}
 24. \int \frac{\sqrt{x^2 - 9}}{x} dx &= \int \frac{3 \tan \theta}{3 \sec \theta} (3 \sec \theta \tan \theta d\theta) \\
 &= 3 \int \tan^2 \theta d\theta \\
 &= 3 \int (\sec^2 \theta - 1) d\theta \\
 &= 3(\tan \theta - \theta) + C \\
 &= \sqrt{x^2 - 9} - 3 \operatorname{arcsec} \left(\frac{x}{3} \right) + C
 \end{aligned}$$



$$x = 3 \sec \theta, dx = 3 \sec \theta \tan \theta d\theta, \sqrt{x^2 - 9} = 3 \tan \theta$$

$$\begin{aligned}
 26. \int \sqrt{9 - 4x^2} dx &= \frac{1}{2} \int \sqrt{9 - (2x)^2} (2) dx \\
 &= \frac{1}{2} \cdot \frac{1}{2} \left[9 \arcsin \frac{2x}{3} + 2x \sqrt{9 - 4x^2} \right] + C \\
 &= \frac{9}{4} \arcsin \frac{2x}{3} + \frac{x}{2} \sqrt{9 - 4x^2} + C
 \end{aligned}$$

$$\begin{aligned}
 28. \int \frac{\sin \theta}{1 + 2 \cos^2 \theta} d\theta &= \frac{-1}{\sqrt{2}} \int \frac{1}{1 + 2 \cos^2 \theta} (-\sqrt{2} \sin \theta) d\theta \\
 &= \frac{-1}{\sqrt{2}} \arctan(\sqrt{2} \cos \theta) + C
 \end{aligned}$$

$$u = \sqrt{2} \cos \theta, du = -\sqrt{2} \sin \theta d\theta$$

$$\begin{aligned}
 30. \text{ (a)} \quad \int x\sqrt{4+x} \, dx &= 64 \int \tan^3 \theta \sec^3 \theta \, d\theta \\
 &= 64 \int (\sec^4 \theta - \sec^2 \theta) \sec \theta \tan \theta \, d\theta \\
 &= \frac{64 \sec^3 \theta}{15} (3 \sec^3 \theta - 5) + C \\
 &= \frac{2(4+x)^{3/2}}{15} (3x-8) + C
 \end{aligned}$$

$$x = 4 \tan^2 \theta, \, dx = 8 \tan \theta \sec^2 \theta \, d\theta,$$

$$\sqrt{4+x} = 2 \sec \theta$$

$$\begin{aligned}
 \text{(c)} \quad \int x\sqrt{4+x} \, dx &= \int (u^{3/2} - 4u^{1/2}) \, du \\
 &= \frac{2u^{3/2}}{15} (3u - 20) + C \\
 &= \frac{2(4+x)^{3/2}}{15} (3x-8) + C
 \end{aligned}$$

$$u = 4 + x, \, du = dx$$

$$\begin{aligned}
 \text{(b)} \quad \int x\sqrt{4+x} \, dx &= 2 \int (u^4 - 4u^2) \, du \\
 &= \frac{2u^5}{15} (3u^2 - 20) + C \\
 &= \frac{2(4+x)^{3/2}}{15} (3x-8) + C
 \end{aligned}$$

$$u^2 = 4 + x, \, dx = 2u \, du$$

$$\begin{aligned}
 \text{(d)} \quad \int x\sqrt{4+x} \, dx &= \frac{2x}{3} (4+x)^{3/2} - \frac{2}{3} \int (4+x)^{3/2} \, dx \\
 &= \frac{2x}{3} (4+x)^{3/2} - \frac{4}{15} (4+x)^{5/2} + C \\
 &= \frac{2(4+x)^{3/2}}{15} (3x-8) + C
 \end{aligned}$$

$$dv = \sqrt{4+x} \, dx \Rightarrow v = \frac{2}{3} (4+x)^{3/2}$$

$$u = x \Rightarrow du = dx$$

$$32. \quad \frac{2x^3 - 5x^2 + 4x - 4}{x^2 - x} = 2x - 3 + \frac{4}{x} - \frac{3}{x-1}$$

$$\int \frac{2x^3 - 5x^2 + 4x - 4}{x^2 - x} \, dx = \int \left(2x - 3 + \frac{4}{x} - \frac{3}{x-1} \right) \, dx = x^2 - 3x + 4 \ln|x| - 3 \ln|x-1| + C$$

$$34. \quad \frac{4x-2}{3(x-1)^2} = \frac{A}{x-1} + \frac{B}{(x-1)^2}$$

$$4x - 2 = 3A(x-1) + 3B$$

$$\text{Let } x = 1: 2 = 3B \Rightarrow B = \frac{2}{3}$$

$$\text{Let } x = 2: 6 = 3A + 3B \Rightarrow A = \frac{4}{3}$$

$$\int \frac{4x-2}{3(x-1)^2} \, dx = \frac{4}{3} \int \frac{1}{x-1} \, dx + \frac{2}{3} \int \frac{1}{(x-1)^2} \, dx = \frac{4}{3} \ln|x-1| - \frac{2}{3(x-1)} + C = \frac{2}{3} \left(2 \ln|x-1| - \frac{1}{x-1} \right) + C$$

$$36. \quad \int \frac{\sec^2 \theta}{\tan \theta (\tan \theta - 1)} \, d\theta = \int \frac{1}{u(u-1)} \, du = \int \frac{1}{u-1} \, du - \int \frac{1}{u} \, du$$

$$= \ln|u-1| - \ln|u| + C = \ln \left| \frac{\tan \theta - 1}{\tan \theta} \right| + C = \ln|1 - \cot \theta| + C$$

$$u = \tan \theta, \, du = \sec^2 \theta \, d\theta$$

$$\frac{1}{u(u-1)} = \frac{A}{u} + \frac{B}{u-1}$$

$$1 = A(u-1) + Bu$$

$$\text{Let } u = 0: 1 = -A \Rightarrow A = -1$$

$$\text{Let } u = 1: 1 = B$$

$$38. \int \frac{x}{\sqrt{2+3x}} dx = \frac{-2(4-3x)}{27} \sqrt{2+3x} + C \quad (\text{Formula 21}) \quad 40. \int \frac{x}{1+e^{x^2}} dx = \frac{1}{2} \int \frac{1}{1+e^u} dx \quad (u = x^2)$$

$$= \frac{6x-8}{27} \sqrt{2+3x} + C \quad = \frac{1}{2} [u - \ln(1+e^u)] + C \quad (\text{Formula 84})$$

$$= \frac{1}{2} [x^2 - \ln(1+e^{x^2})] + C$$

$$42. \int \frac{3}{2x\sqrt{9x^2-1}} dx = \frac{3}{2} \int \frac{1}{3x\sqrt{(3x)^2-1}} 3 dx \quad (u = 3x)$$

$$= \frac{3}{2} \operatorname{arcsec}|3x| + C \quad (\text{Formula 33})$$

$$44. \int \frac{1}{1+\tan \pi x} dx = \frac{1}{\pi} \int \frac{1}{1+\tan \pi x} (\pi) dx \quad (u = \pi x)$$

$$= \frac{1}{\pi} \frac{1}{2} [\pi x + \ln|\cos \pi x + \sin \pi x|] + C \quad (\text{Formula 71})$$

$$46. \int \tan^n x dx = \int \tan^{n-2} x (\sec^2 x - 1) dx$$

$$= \int \tan^{n-2} x \sec^2 x dx - \int \tan^{n-2} x dx$$

$$= \frac{1}{n-1} \tan^{n-1} x - \int \tan^{n-2} x dx$$

$$48. \int \frac{\csc \sqrt{2x}}{\sqrt{x}} dx = \sqrt{2} \int \csc \sqrt{2x} \left(\frac{1}{\sqrt{2x}} \right) dx$$

$$= -\sqrt{2} \ln|\csc \sqrt{2x} + \cot \sqrt{2x}| + C$$

$$u = \sqrt{2x}, du = \frac{1}{\sqrt{2x}} dx$$

$$50. \int \sqrt{1+\sqrt{x}} dx = \int u(4u^3-4u) du = \int (4u^4-4u^2) du = \frac{4u^5}{5} - \frac{4u^3}{3} + C = \frac{4}{15}(1+\sqrt{x})^{3/2}(3\sqrt{x}-2) + C$$

$$u = \sqrt{1+\sqrt{x}}, x = u^4 - 2u^2 + 1, dx = (4u^3 - 4u) du$$

$$52. \frac{3x^3+4x}{(x^2+1)^2} = \frac{Ax+B}{x^2+1} + \frac{Cx+D}{(x^2+1)^2}$$

$$3x^3+4x = (Ax+B)(x^2+1) + Cx+D$$

$$= Ax^3+Bx^2+(A+C)x+(B+D)$$

$$A=3, B=0, A+C=4 \Rightarrow C=1,$$

$$B+D=0 \Rightarrow D=0$$

$$\int \frac{3x^3+4x}{(x^2+1)^2} dx = 3 \int \frac{x}{x^2+1} dx + \int \frac{x}{(x^2+1)^2} dx$$

$$= \frac{3}{2} \ln(x^2+1) - \frac{1}{2(x^2+1)} + C$$

$$54. \int (\sin \theta + \cos \theta)^2 d\theta = \int (\sin^2 \theta + 2 \sin \theta \cos \theta + \cos^2 \theta) d\theta$$

$$= \int (1 + \sin 2\theta) d\theta = \theta - \frac{1}{2} \cos 2\theta + C = \frac{1}{2}(2\theta - \cos 2\theta) + C$$

$$\begin{aligned}
 56. \quad y &= \int \frac{\sqrt{4-x^2}}{2x} dx = \int \frac{2 \cos \theta (2 \cos \theta) d\theta}{4 \sin \theta} \\
 &= \int (\csc \theta - \sin \theta) d\theta \\
 &= [-\ln|\csc \theta + \cos \theta| + \cos \theta] + C \\
 &= -\ln \left| \frac{2 + \sqrt{4-x^2}}{x} \right| + \frac{\sqrt{4-x^2}}{2} + C
 \end{aligned}$$

$$x = 2 \sin \theta, dx = 2 \cos \theta d\theta, \sqrt{4-x^2} = 2 \cos \theta$$

$$\begin{aligned}
 58. \quad y &= \int \sqrt{1-\cos \theta} d\theta = \int \frac{\sin \theta}{\sqrt{1+\cos \theta}} d\theta = -\int (1+\cos \theta)^{-1/2} (-\sin \theta) d\theta = -2\sqrt{1+\cos \theta} + C \\
 u &= 1 + \cos \theta, du = -\sin \theta d\theta
 \end{aligned}$$

$$\begin{aligned}
 60. \quad \int_0^1 \frac{x}{(x-2)(x-4)} dx &= \left[2 \ln|x-4| - \ln|x-2| \right]_0^1 \\
 &= 2 \ln 3 - 2 \ln 4 + \ln 2 \\
 &= \ln \frac{9}{8} \approx 0.118
 \end{aligned}$$

$$62. \int_0^2 x e^{3x} dx = \left[\frac{e^{3x}}{9} (3x-1) \right]_0^2 = \frac{1}{9} (5e^6 + 1) \approx 224.238$$

$$64. \int_0^3 \frac{x}{\sqrt{1+x}} dx = \left[\frac{-2(2-x)}{3} \sqrt{1+x} \right]_0^3 = \frac{4}{3} + \frac{4}{3} = \frac{8}{3}$$

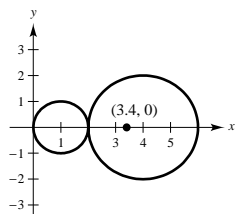
$$\begin{aligned}
 66. \quad A &= \int_0^4 \frac{1}{25-x^2} dx \\
 &= \left[-\frac{1}{10} \ln \left| \frac{x-5}{x+5} \right| \right]_0^4 = -\frac{1}{10} \ln \frac{1}{9} = \frac{1}{10} \ln 9 \approx 0.220
 \end{aligned}$$

68. By symmetry, $\bar{y} = 0$.

$$A = \pi + 4\pi = 5\pi$$

$$\begin{aligned}
 \bar{x} &= \frac{1(\pi) + 4(4\pi)}{\pi + 4\pi} \\
 &= \frac{17\pi}{5\pi} = 3.4
 \end{aligned}$$

$$(\bar{x}, \bar{y}) = (3.4, 0)$$



$$70. s = \int_0^\pi \sqrt{1 + \sin^2 2x} dx \approx 3.82$$

$$72. \lim_{x \rightarrow 0} \frac{\sin \pi x}{\sin 2\pi x} = \lim_{x \rightarrow 0} \frac{\pi \cos \pi x}{2\pi \cos 2\pi x} = \frac{\pi}{2\pi} = \frac{1}{2}$$

$$74. \lim_{x \rightarrow \infty} x e^{-x^2} = \lim_{x \rightarrow \infty} \frac{x}{e^{x^2}} = \lim_{x \rightarrow \infty} \frac{1}{2x e^{x^2}} = 0$$

$$76. \quad y = \lim_{x \rightarrow 1^+} (x-1)^{\ln x}$$

$$\ln y = \lim_{x \rightarrow 1^+} [(\ln x) \ln(x-1)]$$

$$\begin{aligned}
 &= \lim_{x \rightarrow 1^+} \left[\frac{\ln(x-1)}{\frac{1}{\ln x}} \right] = \lim_{x \rightarrow 1^+} \left[\frac{\frac{1}{x-1}}{\left(\frac{1}{x} \right) - 1} \right] = \lim_{x \rightarrow 1^+} \left[\frac{-\ln^2 x}{\frac{x-1}{x}} \right] = \lim_{x \rightarrow 1^+} \left[\frac{-2 \left(\frac{1}{x} \right) (\ln x)}{\frac{1}{x^2}} \right]
 \end{aligned}$$

$$= \lim_{x \rightarrow 1^+} 2x(\ln x) = 0$$

Since $\ln y = 0$, $y = 1$.

$$\begin{aligned}
 78. \lim_{x \rightarrow 1^+} \left(\frac{2}{\ln x} - \frac{2}{x-1} \right) &= \lim_{x \rightarrow 1^+} \left[\frac{2x - 2 - 2 \ln x}{(\ln x)(x-1)} \right] \\
 &= \lim_{x \rightarrow 1^+} \left[\frac{2 - (2/x)}{(x-1)(1/x) + \ln x} \right] \\
 &= \lim_{x \rightarrow 1^+} \frac{2x - 2}{(x-1) + x \ln x} = \lim_{x \rightarrow 1^+} \frac{2}{1 + 1 + \ln x} = 1
 \end{aligned}$$

$$80. \int_0^1 \frac{6}{x-1} dx = \lim_{b \rightarrow 1^-} \left[6 \ln|x-1| \right]_0^b = -\infty$$

Diverges

$$82. \int_0^\infty \frac{e^{-1/x}}{x^2} dx = \lim_{\substack{a \rightarrow 0^+ \\ b \rightarrow \infty}} \left[e^{-1/x} \right]_a^b = 1 - 0 = 1$$

$$\begin{aligned}
 84. V &= \pi \int_0^\infty (xe^{-x})^2 dx \\
 &= \pi \int_0^\infty x^2 e^{-2x} dx \\
 &= \lim_{b \rightarrow \infty} \left[-\frac{\pi e^{-2x}}{4} (2x^2 + 2x + 1) \right]_0^b = \frac{\pi}{4}
 \end{aligned}$$

$$\begin{aligned}
 86. \int_2^\infty \left[\frac{1}{x^5} + \frac{1}{x^{10}} + \frac{1}{x^{15}} \right] dx &< \int_2^\infty \frac{1}{x^5 - 1} dx < \int_2^\infty \left[\frac{1}{x^5} + \frac{1}{x^{10}} + \frac{2}{x^{15}} \right] dx \\
 \lim_{b \rightarrow \infty} \left[-\frac{1}{4x^4} - \frac{1}{9x^9} - \frac{1}{14x^{14}} \right]_2^b &< \int_2^\infty \frac{1}{x^5 - 1} dx < \lim_{b \rightarrow \infty} \left[-\frac{1}{4x^4} - \frac{1}{9x^9} - \frac{1}{7x^{14}} \right]_2^b \\
 0.015846 &< \int_2^\infty \frac{1}{x^5 - 1} dx < 0.015851
 \end{aligned}$$

Problem Solving for Chapter 7

$$\begin{aligned}
 2. (a) \int_0^1 \ln x dx &= \lim_{b \rightarrow 0^+} \left[x \ln x - x \right]_b^1 \\
 &= (-1) - \lim_{b \rightarrow 0^+} (b \ln b - b) = -1
 \end{aligned}$$

$$\text{Note: } \lim_{b \rightarrow 0^+} b \ln b = \lim_{b \rightarrow 0^+} \frac{\ln b}{b^{-1}} = \lim_{b \rightarrow 0^+} \frac{1/b}{-1/b^2} = 0$$

$$\begin{aligned}
 \int_0^1 (\ln x)^2 dx &= \lim_{b \rightarrow 0^+} \left[x(\ln x)^2 - 2x \ln x + 2x \right]_b^1 \\
 &= 2 - \lim_{b \rightarrow 0^+} (b(\ln b)^2 - 2b \ln b + 2b) = 2
 \end{aligned}$$

(b) Note first that $\lim_{b \rightarrow 0^+} b(\ln b)^n = 0$ (Mathematical induction).

$$\text{Also, } \int (\ln x)^{n+1} dx = x(\ln x)^{n+1} - (n+1) \int (\ln x)^n dx.$$

$$\text{Assume } \int_0^1 (\ln x)^n dx = (-1)^n n!.$$

$$\begin{aligned}
 \text{Then, } \int_0^1 (\ln x)^{n+1} dx &= \lim_{b \rightarrow 0^+} \left[x(\ln x)^{n+1} \right]_b^1 - (n+1) \int_0^1 (\ln x)^n dx \\
 &= 0 - (n+1)(-1)^n n! = (-1)^{n+1} (n+1)!.
 \end{aligned}$$

$$\begin{aligned}
4. \quad & \lim_{x \rightarrow \infty} \left(\frac{x-c}{x+c} \right)^x = \frac{1}{4} \\
& \lim_{x \rightarrow \infty} x \ln \left(\frac{x-c}{x+c} \right) = \ln \frac{1}{4} \\
& \lim_{x \rightarrow \infty} \frac{\ln(x-c) - \ln(x+c)}{1/x} = -\ln 4 \\
& \lim_{x \rightarrow \infty} \frac{\frac{1}{x-c} - \frac{1}{x+c}}{-\frac{1}{x^2}} = -\ln 4 \\
& \lim_{x \rightarrow \infty} \frac{2c}{(x-c)(x+c)} (-x^2) = -\ln 4 \\
& \lim_{x \rightarrow \infty} \frac{2cx^2}{x^2 - c^2} = \ln 4 \\
& 2c = \ln 4 \\
& 2x = 2 \ln 2 \\
& c = \ln 2
\end{aligned}$$

$$6. \sin \theta = BD, \cos \theta = OD$$

$$\text{Area } \triangle DAB = \frac{1}{2}(DA)(BD) = \frac{1}{2}(1 - \cos \theta)\sin \theta$$

$$\text{Shaded area} = \frac{\theta}{2} - \frac{1}{2}(1)(BD) = \frac{\theta}{2} - \frac{1}{2}\sin \theta$$

$$R = \frac{\triangle DAB}{\text{Shaded area}} = \frac{1/2(1 - \cos \theta)\sin \theta}{1/2(\theta - \sin \theta)}$$

$$\begin{aligned}
\lim_{\theta \rightarrow 0^+} R &= \lim_{\theta \rightarrow 0^+} \frac{(1 - \cos \theta)\sin \theta}{\theta - \sin \theta} = \lim_{\theta \rightarrow 0^+} \frac{(1 - \cos \theta)\cos \theta + \sin^2 \theta}{1 - \cos \theta} \\
&= \lim_{\theta \rightarrow 0^+} \frac{(1 - \cos \theta)(-\sin \theta) + \cos \theta \sin \theta + 2 \sin \theta \cos \theta}{\sin \theta} \\
&= \lim_{\theta \rightarrow 0^+} \frac{-\sin \theta - 4 \cos \theta \sin \theta}{\sin \theta} = \lim_{\theta \rightarrow 0} \frac{4 \cos \theta - 1}{1} = 3
\end{aligned}$$

$$8. u = \tan \frac{x}{2}, \cos x = \frac{1-u^2}{1+u^2}, 2 + \cos x = 2 + \frac{1-u^2}{1+u^2} = \frac{3+u^2}{1+u^2}$$

$$dx = \frac{2 du}{1+u^2}$$

$$\begin{aligned}
\int_0^{\pi/2} \frac{1}{2 + \cos x} dx &= \int_0^1 \left(\frac{1+u^2}{3+u^2} \right) \left(\frac{2}{1+u^2} \right) du \\
&= \int_0^1 \frac{2}{3+u^2} du \\
&= \left[2 \frac{1}{\sqrt{3}} \arctan \left(\frac{u}{\sqrt{3}} \right) \right]_0^1 \\
&= \frac{2}{\sqrt{3}} \arctan \left(\frac{1}{\sqrt{3}} \right) \\
&= \frac{2}{\sqrt{3}} \frac{\pi}{6} = \frac{\pi\sqrt{3}}{9} \approx 0.6046
\end{aligned}$$

10. Let $u = cx, du = c dx$.

$$\int_0^b e^{-c^2x^2} dx = \int_0^{cb} e^{-u^2} \frac{du}{c} = \frac{1}{c} \int_0^{cb} e^{-u^2} du$$

As $b \rightarrow \infty, cb \rightarrow \infty$. Hence, $\int_0^\infty e^{-c^2x^2} dx = \frac{1}{c} \int_0^\infty e^{-x^2} dx$.

$\bar{x} = 0$ by symmetry.

$$\begin{aligned} \bar{y} &= \frac{M_x}{m} = \frac{2 \int_0^\infty \frac{(e^{-c^2x^2})}{2} dx}{2 \int_0^\infty e^{-c^2x^2} dx} \\ &= \frac{1 \int_0^\infty e^{-2c^2x^2} dx}{2 \int_0^\infty e^{-c^2x^2} dx} \\ &= \frac{1}{2} \frac{\frac{1}{\sqrt{2}c} \int_0^\infty e^{-x^2} dx}{\frac{1}{c} \int_0^\infty e^{-x^2} dx} \\ &= \frac{1}{2\sqrt{2}} = \frac{\sqrt{2}}{4} \end{aligned}$$

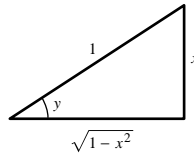
Thus, $(\bar{x}, \bar{y}) = \left(0, \frac{\sqrt{2}}{4}\right)$.

12. (a) Let $y = f^{-1}(x), f(y) = x, dx = f'(y) dy$.

$$\begin{aligned} \int f^{-1}(x) dx &= \int y f'(y) dy \\ &= y f(y) - \int f(y) dy \\ &= x f^{-1}(x) - \int f(y) dy \end{aligned} \quad \left[\begin{array}{l} u = y, du = dy \\ dv = f'(y) dy, v = f(y) \end{array} \right]$$

(b) $f^{-1}(x) = \arcsin x = y, f(y) = \sin x$

$$\begin{aligned} \int \arcsin x dx &= x \arcsin x - \int \sin y dy \\ &= x \arcsin x + \cos y + C \\ &= x \arcsin x + \sqrt{1-x^2} + C \end{aligned}$$



(c) $f(x) = e^x, f^{-1}(x) = \ln x = y \quad x = 1 \Leftrightarrow y = 0; x = e \Leftrightarrow y = 1$

$$\begin{aligned} \int_1^e \ln x dx &= \left[x \ln x \right]_1^e - \int_0^1 e^y dy \\ &= e - \left[e^y \right]_0^1 \\ &= e - (e - 1) = 1 \end{aligned}$$

14. (a) Let $x = \frac{\pi}{2} - u$, $dx = -du$.

$$\begin{aligned} I &= \int_0^{\pi/2} \frac{\sin x}{\cos x + \sin x} dx = \int_{\pi/2}^0 \frac{\sin\left(\frac{\pi}{2} - u\right)}{\cos\left(\frac{\pi}{2} - u\right) + \sin\left(\frac{\pi}{2} - u\right)} (-du) \\ &= \int_0^{\pi/2} \frac{\cos u}{\sin u + \cos u} du \end{aligned}$$

Hence,

$$\begin{aligned} 2I &= \int_0^{\pi/2} \frac{\sin x}{\cos x + \sin x} dx + \int_0^{\pi/2} \frac{\cos x}{\sin x + \cos x} dx \\ &= \int_0^{\pi/2} 1 dx = \frac{\pi}{2} \Rightarrow I = \frac{\pi}{4}. \end{aligned}$$

$$\begin{aligned} \text{(b) } I &= \int_{\pi/2}^0 \frac{\sin^n\left(\frac{\pi}{2} - u\right)}{\cos^n\left(\frac{\pi}{2} - u\right) + \sin^n\left(\frac{\pi}{2} - u\right)} (-du) \\ &= \int_0^{\pi/2} \frac{\cos^n u}{\sin^n u + \cos^n u} du \end{aligned}$$

$$\text{Thus, } 2I = \int_0^{\pi/2} 1 dx = \frac{\pi}{2} \Rightarrow I = \frac{\pi}{4}.$$

$$16. \frac{N(x)}{D(x)} = \frac{P_1}{x - c_1} + \frac{P_2}{x - c_2} + \cdots + \frac{P_n}{x - c_n}$$

$$N(x) = P_1(x - c_2)(x - c_3) \cdots (x - c_n) + P_2(x - c_1)(x - c_3) \cdots (x - c_n) + \cdots + P_n(x - c_1)(x - c_2) \cdots (x - c_{n-1})$$

$$\text{Let } x = c_1: N(c_1) = P_1(c_1 - c_2)(c_1 - c_3) \cdots (c_1 - c_n)$$

$$P_1 = \frac{N(c_1)}{(c_1 - c_2)(c_1 - c_3) \cdots (c_1 - c_n)}$$

$$\text{Let } x = c_2: N(c_2) = P_2(c_2 - c_1)(c_2 - c_3) \cdots (c_2 - c_n)$$

$$P_2 = \frac{N(c_2)}{(c_2 - c_1)(c_2 - c_3) \cdots (c_2 - c_n)}$$

⋮

⋮

$$\text{Let } x = c_n: N(c_n) = P_n(c_n - c_1)(c_n - c_2) \cdots (c_n - c_{n-1})$$

$$P_n = \frac{N(c_n)}{(c_n - c_1)(c_n - c_2) \cdots (c_n - c_{n-1})}$$

If $D(x) = (x - c_1)(x - c_2)(x - c_3) \cdots (x - c_n)$, then by the Product Rule

$$D'(x) = (x - c_2)(x - c_3) \cdots (x - c_n) + (x - c_1)(x - c_3) \cdots (x - c_n) + \cdots + (x - c_1)(x - c_2)(x - c_3) \cdots (x - c_{n-1})$$

and

$$D'(c_1) = (c_1 - c_2)(c_1 - c_3) \cdots (c_1 - c_n)$$

$$D'(c_2) = (c_2 - c_1)(c_2 - c_3) \cdots (c_2 - c_n)$$

⋮

$$D'(c_n) = (c_n - c_1)(c_n - c_2) \cdots (c_n - c_{n-1}).$$

Thus, $P_k = N(c_k)/D'(c_k)$ for $k = 1, 2, \dots, n$.

$$\begin{aligned}
 18. \quad s(t) &= \int \left[-32t + 12,000 \ln \frac{50,000}{50,000 - 400t} \right] dt \\
 &= -16t^2 + 12,000 \int [\ln 50,000 - \ln(50,000 - 400t)] dt \\
 &= 16t^2 + 12,000t \ln 50,000 - 12,000 \left[t \ln(50,000 - 400t) - \int \frac{-400t}{50,000 - 400t} dt \right] \\
 &= -16t^2 + 12,000t \ln \frac{50,000}{50,000 - 400t} + 12,000t \int \left[1 - \frac{50,000}{50,000 - 400t} \right] dt \\
 &= -16t^2 + 12,000t \ln \frac{50,000}{50,000 - 400t} + 12,000t + 1,500,000 \ln(50,000 - 400t) + C \\
 s(0) &= 1,500,000 \ln 50,000 + C = 0 \\
 C &= -1,500,000 \ln 50,000 \\
 s(t) &= -16t^2 + 12,000t \left[1 + \ln \frac{50,000}{50,000 - 400t} \right] + 1,500,000 \ln \frac{50,000 - 400t}{50,000}
 \end{aligned}$$

When $t = 100$, $s(100) \approx 557,168.626$ feet

20. Let $u = (x - a)(x - b)$, $du = [(x - a) + (x - b)] dx$, $dv = f'(x) dx$, $v = f(x)$.

$$\begin{aligned}
 \int_a^b (x - a)(x - b) dx &= \left[(x - a)(x - b)f'(x) \right]_a^b - \int_a^b [(x - a) + (x - b)]f'(x) dx \\
 &= - \int_a^b (2x - a - b)f'(x) dx \quad \left(\begin{array}{l} u = 2x - a - b \\ dv = f'(x) dx \end{array} \right) \\
 &= \left[-(2x - a - b)f(x) \right]_a^b + \int_a^b 2f(x) dx \\
 &= 2 \int_a^b f(x) dx
 \end{aligned}$$