

83. For $n = 1$,

$$I_1 = \int_0^\infty \frac{x}{(x^2 + 1)^4} dx = \lim_{b \rightarrow \infty} \frac{1}{2} \int_0^b (x^2 + 1)^{-4} (2x dx) = \lim_{b \rightarrow \infty} \left[-\frac{1}{6} \frac{1}{(x^2 + 1)^3} \right]_0^b = \frac{1}{6}.$$

For $n > 1$,

$$I_n = \int_0^\infty \frac{x^{2n-1}}{(x^2 + 1)^{n+3}} dx = \lim_{b \rightarrow \infty} \left[\frac{-x^{2n-2}}{2(n+2)(x^2 + 1)^n} + 2 \right]_0^b + \frac{n-1}{n+2} \int_0^\infty \frac{x^{2n-3}}{(x^2 + 1)^{n+2}} dx = 0 + \frac{n-1}{n+2} (I_{n-1})$$

$$u = x^{2n-2}, du = (2n-2)x^{2n-3} dx, dv = \frac{x}{(x^2 + 1)^{n+3}} dx, v = \frac{-1}{2(n+2)(x^2 + 1)^{n+2}}$$

$$(a) \int_0^\infty \frac{x}{(x^2 + 1)^4} dx = \lim_{b \rightarrow \infty} \left[-\frac{1}{6(x^2 + 1)^3} \right]_0^b = \frac{1}{6}$$

$$(b) \int_0^\infty \frac{x^3}{(x^2 + 1)^5} dx = \frac{1}{4} \int_0^\infty \frac{x}{(x^2 + 1)^4} dx = \frac{1}{4} \left(\frac{1}{6} \right) = \frac{1}{24}$$

$$(c) \int_0^\infty \frac{x^5}{(x^2 + 1)^6} dx = \frac{2}{5} \int_0^\infty \frac{x^3}{(x^2 + 1)^5} dx = \frac{2}{5} \left(\frac{1}{24} \right) = \frac{1}{60}$$

85. False. $f(x) = 1/(x+1)$ is continuous on $[0, \infty)$, $\lim_{x \rightarrow \infty} 1/(x+1) = 0$, but $\int_0^\infty \frac{1}{x+1} dx = \lim_{b \rightarrow \infty} \left[\ln|x+1| \right]_0^b = \infty$.

Diverges

87. True

Review Exercises for Chapter 7

$$\begin{aligned} 1. \int x\sqrt{x^2-1} dx &= \frac{1}{2} \int (x^2-1)^{1/2} (2x) dx \\ &= \frac{1}{2} \frac{(x^2-1)^{3/2}}{3/2} + C \\ &= \frac{1}{3} (x^2-1)^{3/2} + C \end{aligned}$$

$$\begin{aligned} 3. \int \frac{x}{x^2-1} dx &= \frac{1}{2} \int \frac{2x}{x^2-1} dx \\ &= \frac{1}{2} \ln|x^2-1| + C \end{aligned}$$

$$5. \int \frac{\ln(2x)}{x} dx = \frac{(\ln 2x)^2}{2} + C$$

$$7. \int \frac{16}{\sqrt{16-x^2}} dx = 16 \arcsin\left(\frac{x}{4}\right) + C$$

$$\begin{aligned} 9. \int e^{2x} \sin 3x dx &= -\frac{1}{3} e^{2x} \cos 3x + \frac{2}{3} \int e^{2x} \cos 3x dx \\ &= -\frac{1}{3} e^{2x} \cos 3x + \frac{2}{3} \left(\frac{1}{3} e^{2x} \sin 3x - \frac{2}{3} \int e^{2x} \sin 3x dx \right) \end{aligned}$$

$$\begin{aligned} \frac{13}{9} \int e^{2x} \sin 3x dx &= -\frac{1}{3} e^{2x} \cos 3x + \frac{2}{9} e^{2x} \sin 3x \\ \int e^{2x} \sin 3x dx &= \frac{e^{2x}}{13} (2 \sin 3x - 3 \cos 3x) + C \end{aligned}$$

$$(1) dv = \sin 3x dx \Rightarrow v = -\frac{1}{3} \cos 3x$$

$$(2) dv = \cos 3x dx \Rightarrow v = \frac{1}{3} \sin 3x$$

$$u = e^{2x} \Rightarrow du = 2e^{2x} dx$$

$$u = e^{2x} \Rightarrow du = 2e^{2x} dx$$

$$11. u = x, du = dx, dv = (x - 5)^{1/2} dx, v = \frac{2}{3}(x - 5)^{3/2}$$

$$\begin{aligned} \int x\sqrt{x-5} dx &= \frac{2}{3}x(x-5)^{3/2} - \int \frac{2}{3}(x-5)^{3/2} dx \\ &= \frac{2}{3}x(x-5)^{3/2} - \frac{4}{15}(x-5)^{5/2} + C \\ &= (x-5)^{3/2} \left[\frac{2}{3}x - \frac{4}{15}(x-5) \right] + C \\ &= (x-5)^{3/2} \left[\frac{6}{15}x + \frac{4}{3} \right] + C \\ &= \frac{2}{15}(x-5)^{3/2} [3x + 10] + C \end{aligned}$$

$$\begin{aligned} 15. \int x \arcsin 2x dx &= \frac{x^2}{2} \arcsin 2x - \int \frac{x^2}{\sqrt{1-4x^2}} dx \\ &= \frac{x^2}{2} \arcsin 2x - \frac{1}{8} \int \frac{2(2x)^2}{\sqrt{1-(2x)^2}} dx \\ &= \frac{x^2}{2} \arcsin 2x - \frac{1}{8} \left(\frac{1}{2} \right) [-(2x)\sqrt{1-4x^2} + \arcsin 2x] + C \quad (\text{by Formula 43 of Integration Tables}) \\ &= \frac{1}{16} [(8x^2 - 1)\arcsin 2x + 2x\sqrt{1-4x^2}] + C \end{aligned}$$

$$dv = x dx \quad \Rightarrow \quad v = \frac{x^2}{2}$$

$$u = \arcsin 2x \quad \Rightarrow \quad du = \frac{2}{\sqrt{1-4x^2}} dx$$

$$\begin{aligned} 17. \int \cos^3(\pi x - 1) dx &= \int [1 - \sin^2(\pi x - 1)] \cos(\pi x - 1) dx \\ &= \frac{1}{\pi} \left[\sin(\pi x - 1) - \frac{1}{3} \sin^3(\pi x - 1) \right] + C \\ &= \frac{1}{3\pi} \sin(\pi x - 1) [3 - \sin^2(\pi x - 1)] + C \\ &= \frac{1}{3\pi} \sin(\pi x - 1) [3 - (1 - \cos^2(\pi x - 1))] + C \\ &= \frac{1}{3\pi} \sin(\pi x - 1) [2 + \cos^2(\pi x - 1)] + C \end{aligned}$$

$$\begin{aligned} 19. \int \sec^4\left(\frac{x}{2}\right) dx &= \int \left[\tan^2\left(\frac{x}{2}\right) + 1 \right] \sec^2\left(\frac{x}{2}\right) dx \\ &= \int \tan^2\left(\frac{x}{2}\right) \sec^2\left(\frac{x}{2}\right) dx + \int \sec^2\left(\frac{x}{2}\right) dx \\ &= \frac{2}{3} \tan^3\left(\frac{x}{2}\right) + 2 \tan\left(\frac{x}{2}\right) + C = \frac{2}{3} \left[\tan^3\left(\frac{x}{2}\right) + 3 \tan\left(\frac{x}{2}\right) \right] + C \end{aligned}$$

$$21. \int \frac{1}{1 - \sin \theta} d\theta = \int \frac{1 + \sin \theta}{\cos^2 \theta} d\theta = \int (\sec^2 \theta + \sec \theta \tan \theta) d\theta = \tan \theta + \sec \theta + C$$

$$\begin{aligned} 13. \int x^2 \sin 2x dx &= -\frac{1}{2} x^2 \cos 2x + \int x \cos 2x dx \\ &= -\frac{1}{2} x^2 \cos 2x + \frac{1}{2} x \sin 2x - \frac{1}{2} \int \sin 2x dx \\ &= -\frac{1}{2} x^2 \cos 2x + \frac{x}{2} \sin 2x + \frac{1}{4} \cos 2x + C \end{aligned}$$

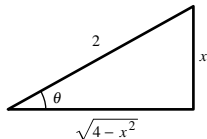
$$(1) dv = \sin 2x dx \quad \Rightarrow \quad v = -\frac{1}{2} \cos 2x$$

$$u = x^2 \quad \Rightarrow \quad du = 2x dx$$

$$(2) dv = \cos 2x dx \quad \Rightarrow \quad v = \frac{1}{2} \sin 2x$$

$$u = x \quad \Rightarrow \quad du = dx$$

$$\begin{aligned}
 23. \int \frac{-12}{x^2\sqrt{4-x^2}} dx &= \int \frac{-24 \cos \theta d\theta}{(4 \sin^2 \theta)(2 \cos \theta)} \\
 &= -3 \int \csc^2 \theta d\theta \\
 &= 3 \cot \theta + C \\
 &= \frac{3\sqrt{4-x^2}}{x} + C
 \end{aligned}$$

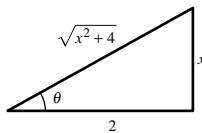


$$x = 2 \sin \theta, dx = 2 \cos \theta d\theta, \sqrt{4-x^2} = 2 \cos \theta$$

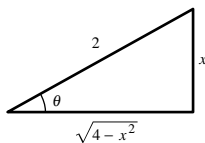
$$\begin{aligned}
 25. \quad x &= 2 \tan \theta \\
 dx &= 2 \sec^2 \theta d\theta
 \end{aligned}$$

$$4 + x^2 = 4 \sec^2 \theta$$

$$\begin{aligned}
 \int \frac{x^3}{\sqrt{4+x^2}} dx &= \int \frac{8 \tan^3 \theta}{2 \sec \theta} 2 \sec^2 \theta d\theta \\
 &= 8 \int \tan^3 \theta \sec \theta d\theta \\
 &= 8 \int (\sec^2 \theta - 1) \tan \theta \sec \theta d\theta \\
 &= 8 \left[\frac{\sec^3 \theta}{3} - \sec \theta \right] + C \\
 &= 8 \left[\frac{(x^2+4)^{3/2}}{24} - \frac{\sqrt{x^2+4}}{2} \right] + C \\
 &= \sqrt{x^2+4} \left[\frac{1}{3}(x^2+4) - 4 \right] + C \\
 &= \frac{1}{3}x^2\sqrt{x^2+4} - \frac{8}{3}\sqrt{x^2+4} + C \\
 &= \frac{1}{3}(x^2+4)^{1/2}(x^2-8) + C
 \end{aligned}$$



$$\begin{aligned}
 27. \int \sqrt{4-x^2} dx &= \int (2 \cos \theta)(2 \cos \theta) d\theta \\
 &= 2 \int (1 + \cos 2\theta) d\theta \\
 &= 2 \left(\theta + \frac{1}{2} \sin 2\theta \right) + C \\
 &= 2(\theta + \sin \theta \cos \theta) + C \\
 &= 2 \left[\arcsin\left(\frac{x}{2}\right) + \frac{x}{2} \left(\frac{\sqrt{4-x^2}}{2} \right) \right] + C \\
 &= \frac{1}{2} \left[4 \arcsin\left(\frac{x}{2}\right) + x\sqrt{4-x^2} \right] + C
 \end{aligned}$$



$$x = 2 \sin \theta, dx = 2 \cos \theta d\theta, \sqrt{4-x^2} = 2 \cos \theta$$

$$\begin{aligned}
 29. \text{ (a) } \int \frac{x^3}{\sqrt{4+x^2}} dx &= 8 \int \frac{\sin^3 \theta}{\cos^4 \theta} d\theta \\
 &= 8 \int (\cos^{-4} \theta - \cos^{-2} \theta) \sin \theta d\theta \\
 &= \frac{8}{3} \sec \theta (\sec^2 \theta - 3) + C \\
 &= \frac{\sqrt{4+x^2}}{3} (x^2 - 8) + C
 \end{aligned}$$

$$x = 2 \tan \theta, dx = 2 \sec^2 \theta d\theta$$

$$\begin{aligned}
 \text{(b) } \int \frac{x^3}{\sqrt{4+x^2}} dx &= \int (u^2 - 4) du \\
 &= \frac{1}{3} u^3 - 4u + C \\
 &= \frac{u}{3} (u^2 - 12) + C \\
 &= \frac{\sqrt{4+x^2}}{3} (x^2 - 8) + C
 \end{aligned}$$

$$u^2 = 4 + x^2, 2u du = 2x dx$$

$$\begin{aligned}
 \text{(c) } \int \frac{x^3}{\sqrt{4+x^2}} dx &= x^2 \sqrt{4+x^2} - \int 2x \sqrt{4+x^2} dx \\
 &= x^2 \sqrt{4+x^2} - \frac{2}{3} (4+x^2)^{3/2} + C = \frac{\sqrt{4+x^2}}{3} (x^2 - 8) + C
 \end{aligned}$$

$$dv = \frac{x}{\sqrt{4+x^2}} dx \Rightarrow v = \sqrt{4+x^2}$$

$$u = x^2 \Rightarrow du = 2x dx$$

$$31. \frac{x-28}{x^2-x-6} = \frac{A}{x-3} + \frac{B}{x+2}$$

$$x-28 = A(x+2) + B(x-3)$$

$$x = -2 \Rightarrow -30 = B(-5) \Rightarrow B = 6$$

$$x = 3 \Rightarrow -25 = A(5) \Rightarrow A = -5$$

$$\int \frac{x-28}{x^2-x-6} dx = \int \left(\frac{-5}{x-3} + \frac{6}{x+2} \right) dx = -5 \ln|x-3| + 6 \ln|x+2| + C$$

$$33. \frac{x^2+2x}{(x-1)(x^2+1)} = \frac{A}{x-1} + \frac{Bx+C}{x^2+1}$$

$$x^2+2x = A(x^2+1) + (Bx+C)(x-1)$$

$$\text{Let } x = 1: 3 = 2A \Rightarrow A = \frac{3}{2}$$

$$\text{Let } x = 0: 0 = A - C \Rightarrow C = \frac{3}{2}$$

$$\text{Let } x = 2: 8 = 5A + 2B + C \Rightarrow B = -\frac{1}{2}$$

$$\begin{aligned}
 \int \frac{x^2+2x}{x^3-x^2+x-1} dx &= \frac{3}{2} \int \frac{1}{x-1} dx - \frac{1}{2} \int \frac{x-3}{x^2+1} dx \\
 &= \frac{3}{2} \int \frac{1}{x-1} dx - \frac{1}{4} \int \frac{2x}{x^2+1} dx + \frac{3}{2} \int \frac{1}{x^2+1} dx \\
 &= \frac{3}{2} \ln|x-1| - \frac{1}{4} \ln|x^2+1| + \frac{3}{2} \arctan x + C \\
 &= \frac{1}{4} [6 \ln|x-1| - \ln(x^2+1) + 6 \arctan x] + C
 \end{aligned}$$

$$35. \frac{x^2}{x^2 + 2x - 15} = 1 + \frac{15 - 2x}{x^2 + 2x - 15}$$

$$\frac{15 - 2x}{(x - 3)(x + 5)} = \frac{A}{x - 3} + \frac{B}{x + 5}$$

$$15 - 2x = A(x + 5) + B(x - 3)$$

$$\text{Let } x = 3: \quad 9 = 8A \Rightarrow A = \frac{9}{8}$$

$$\text{Let } x = -5: \quad 25 = -8B \Rightarrow B = -\frac{25}{8}$$

$$\begin{aligned} \int \frac{x^2}{x^2 + 2x - 15} dx &= \int dx + \frac{9}{8} \int \frac{1}{x - 3} dx - \frac{25}{8} \int \frac{1}{x + 5} dx \\ &= x + \frac{9}{8} \ln|x - 3| - \frac{25}{8} \ln|x + 5| + C \end{aligned}$$

$$37. \int \frac{x}{(2 + 3x)^2} dx = \frac{1}{9} \left[\frac{2}{2 + 3x} + \ln|2 + 3x| \right] + C$$

(Formula 4)

$$39. \int \frac{x}{1 + \sin x^2} dx = \frac{1}{2} \int \frac{1}{1 + \sin u} du \quad (u = x^2)$$

$$= \frac{1}{2} [\tan u - \sec u] + C \quad (\text{Formula 56})$$

$$= \frac{1}{2} [\tan x^2 - \sec x^2] + C$$

$$41. \int \frac{x}{x^2 + 4x + 8} dx = \frac{1}{2} \left[\ln|x^2 + 4x + 8| - 4 \int \frac{1}{x^2 + 4x + 8} dx \right] \quad (\text{Formula 15})$$

$$= \frac{1}{2} [\ln|x^2 + 4x + 8|] - 2 \left[\frac{2}{\sqrt{32 - 16}} \arctan \left(\frac{2x + 4}{\sqrt{32 - 16}} \right) \right] + C \quad (\text{Formula 14})$$

$$= \frac{1}{2} \ln|x^2 + 4x + 8| - \arctan \left(1 + \frac{x}{2} \right) + C$$

$$43. \int \frac{1}{\sin \pi x \cos \pi x} dx = \frac{1}{\pi} \int \frac{1}{\sin \pi x \cos \pi x} (\pi) dx \quad (u = \pi x)$$

$$= \frac{1}{\pi} \ln|\tan \pi x| + C \quad (\text{Formula 58})$$

$$45. dv = dx \Rightarrow v = x$$

$$u = (\ln x)^n \Rightarrow du = n(\ln x)^{n-1} \frac{1}{x} dx$$

$$\int (\ln x)^n dx = x(\ln x)^n - n \int (\ln x)^{n-1} dx$$

$$47. \int \theta \sin \theta \cos \theta d\theta = \frac{1}{2} \int \theta \sin 2\theta d\theta$$

$$= -\frac{1}{4} \theta \cos 2\theta + \frac{1}{4} \int \cos 2\theta d\theta = -\frac{1}{4} \theta \cos 2\theta + \frac{1}{8} \sin 2\theta + C = \frac{1}{8} (\sin 2\theta - 2\theta \cos 2\theta) + C$$

$$dv = \sin 2\theta d\theta \Rightarrow v = -\frac{1}{2} \cos 2\theta$$

$$u = \theta \Rightarrow du = d\theta$$

$$\begin{aligned}
 49. \int \frac{x^{1/4}}{1+x^{1/2}} dx &= 4 \int \frac{u(u^3)}{1+u^2} du \\
 &= 4 \int \left(u^2 - 1 + \frac{1}{u^2+1} \right) du \\
 &= 4 \left(\frac{1}{3} u^3 - u + \arctan u \right) + C \\
 &= \frac{4}{3} [x^{3/4} - 3x^{1/4} + 3 \arctan(x^{1/4})] + C
 \end{aligned}$$

$$y = \sqrt[4]{x}, x = u^4, dx = 4u^3 du$$

$$\begin{aligned}
 53. \int \cos x \ln(\sin x) dx &= \sin x \ln(\sin x) - \int \cos x dx \\
 &= \sin x \ln(\sin x) - \sin x + C
 \end{aligned}$$

$$dv = \cos x dx \Rightarrow v = \sin x$$

$$u = \ln(\sin x) \Rightarrow du = \frac{\cos x}{\sin x} dx$$

$$\begin{aligned}
 57. y &= \int \ln(x^2 + x) dx = x \ln|x^2 + x| - \int \frac{2x^2 + x}{x^2 + x} dx \\
 &= x \ln|x^2 + x| - \int \frac{2x + 1}{x + 1} dx \\
 &= x \ln|x^2 + x| - \int 2 dx + \int \frac{1}{x + 1} dx \\
 &= x \ln|x^2 + x| - 2x + \ln|x + 1| + C
 \end{aligned}$$

$$dv = dx \Rightarrow v = x$$

$$u = \ln(x^2 + x) \Rightarrow du = \frac{2x + 1}{x^2 + x} dx$$

$$61. \int_1^4 \frac{\ln x}{x} dx = \left[\frac{1}{2} (\ln x)^2 \right]_1^4 = \frac{1}{2} (\ln 4)^2 = 2(\ln 2)^2 \approx 0.961$$

$$\begin{aligned}
 65. A &= \int_0^4 x \sqrt{4-x} dx = \int_2^0 (4-u^2)u(-2u) du \\
 &= \int_2^0 2(u^4 - 4u^2) du \\
 &= \left[2 \left(\frac{u^5}{5} - \frac{4u^3}{3} \right) \right]_2^0 = \frac{128}{15}
 \end{aligned}$$

$$u = \sqrt{4-x}, x = 4 - u^2, dx = -2u du$$

$$69. s = \int_0^\pi \sqrt{1 + \cos^2 x} dx \approx 3.82$$

$$73. \lim_{x \rightarrow \infty} \frac{e^{2x}}{x^2} = \lim_{x \rightarrow \infty} \frac{2e^{2x}}{2x} = \lim_{x \rightarrow \infty} \frac{4e^{2x}}{2} = \infty$$

$$\begin{aligned}
 51. \int \sqrt{1 + \cos x} dx &= \int \frac{\sin x}{\sqrt{1 - \cos x}} dx \\
 &= \int (1 - \cos x)^{-1/2} (\sin x) dx \\
 &= 2\sqrt{1 - \cos x} + C
 \end{aligned}$$

$$u = 1 - \cos x, du = \sin x dx$$

$$\begin{aligned}
 55. y &= \int \frac{9}{x^2 - 9} dx = \frac{3}{2} \ln \left| \frac{x-3}{x+3} \right| + C \\
 &\text{(by Formula 24 of Integration Tables)}
 \end{aligned}$$

$$59. \int_2^{\sqrt{5}} x(x^2 - 4)^{3/2} dx = \left[\frac{1}{5} (x^2 - 4)^{5/2} \right]_2^{\sqrt{5}} = \frac{1}{5}$$

$$63. \int_0^\pi x \sin x dx = \left[-x \cos x + \sin x \right]_0^\pi = \pi$$

$$67. \text{By symmetry, } \bar{x} = 0, A = \frac{1}{2} \pi.$$

$$\begin{aligned}
 \bar{y} &= \frac{2}{\pi} \left(\frac{1}{2} \right) \int_{-1}^1 (\sqrt{1-x^2})^2 dx = \frac{1}{\pi} \left[x - \frac{1}{3} x^3 \right]_{-1}^1 = \frac{4}{3\pi} \\
 (\bar{x}, \bar{y}) &= \left(0, \frac{4}{3\pi} \right)
 \end{aligned}$$

$$71. \lim_{x \rightarrow 1} \left[\frac{(\ln x)^2}{x-1} \right] = \lim_{x \rightarrow 1} \left[\frac{2(1/x) \ln x}{1} \right] = 0$$

$$\begin{aligned}
 75. y &= \lim_{x \rightarrow \infty} (\ln x)^{2/x} \\
 \ln y &= \lim_{x \rightarrow \infty} \frac{2 \ln(\ln x)}{x} = \lim_{x \rightarrow \infty} \left[\frac{2/(x \ln x)}{1} \right] = 0
 \end{aligned}$$

$$\text{Since } \ln y = 0, y = 1.$$

$$77. \lim_{n \rightarrow \infty} 1000 \left(1 + \frac{0.09}{n}\right)^n = 1000 \lim_{n \rightarrow \infty} \left(1 + \frac{0.09}{n}\right)^n$$

$$\text{Let } y = \lim_{n \rightarrow \infty} \left(1 + \frac{0.09}{n}\right)^n.$$

$$\ln y = \lim_{n \rightarrow \infty} n \ln \left(1 + \frac{0.09}{n}\right) = \lim_{n \rightarrow \infty} \frac{\ln \left(1 + \frac{0.09}{n}\right)}{\frac{1}{n}} = \lim_{n \rightarrow \infty} \left(\frac{\frac{-0.09/n^2}{1 + (0.09/n)}}{-\frac{1}{n^2}} \right) = \lim_{n \rightarrow \infty} \frac{0.09}{1 + \left(\frac{0.09}{n}\right)} = 0.09$$

$$\text{Thus, } \ln y = 0.09 \Rightarrow y = e^{0.09} \text{ and } \lim_{n \rightarrow \infty} 1000 \left(1 + \frac{0.09}{n}\right)^n = 1000e^{0.09} \approx 1094.17.$$

$$79. \int_0^{16} \frac{1}{\sqrt[4]{x}} dx = \lim_{b \rightarrow 0^+} \left[\frac{4}{3} x^{3/4} \right]_b^{16} = \frac{32}{3}$$

Converges

$$81. \int_1^{\infty} x^2 \ln x dx = \lim_{b \rightarrow \infty} \left[\frac{x^3}{9} (-1 + 3 \ln x) \right]_1^b = \infty$$

Diverges

$$\begin{aligned} 83. \int_0^{t_0} 500,000 e^{-0.05t} dt &= \left[\frac{500,000}{-0.05} e^{-0.05t} \right]_0^{t_0} \\ &= \frac{-500,000}{0.05} (e^{-0.05t_0} - 1) \\ &= 10,000,000 (1 - e^{-0.05t_0}) \end{aligned}$$

$$(a) t_0 = 20: \$6,321,205.59$$

$$(b) t_0 \rightarrow \infty: \$10,000,000$$

$$85. (a) P(13 \leq x < \infty) = \frac{1}{0.95\sqrt{2\pi}} \int_{13}^{\infty} e^{-(x-12.9)^2/2(0.95)^2} dx \approx 0.4581$$

$$(b) P(15 \leq x < 20) = \frac{1}{0.95\sqrt{2\pi}} \int_{15}^{\infty} e^{-(x-12.9)^2/2(0.95)^2} dx \approx 0.0135$$

Problem Solving for Chapter 7

$$1. (a) \int_{-1}^1 (1 - x^2) dx = \left[x - \frac{x^3}{3} \right]_{-1}^1 = 2 \left(1 - \frac{1}{3} \right) = \frac{4}{3}$$

$$\int_{-1}^1 (1 - x^2)^2 dx = \int_{-1}^1 (1 - 2x^2 + x^4) dx = \left[x - \frac{2x^3}{3} + \frac{x^5}{5} \right]_{-1}^1 = 2 \left(1 - \frac{2}{3} + \frac{1}{5} \right) = \frac{16}{15}$$

$$(b) \text{ Let } x = \sin u, dx = \cos u du, 1 - x^2 = 1 - \sin^2 u = \cos^2 u.$$

$$\int_{-1}^1 (1 - x^2)^n dx = \int_{-\pi/2}^{\pi/2} (\cos^2 u)^n \cos u du$$

$$= \int_{-\pi/2}^{\pi/2} \cos^{2n+1} u du$$

$$= 2 \left[\frac{2}{3} \cdot \frac{4}{5} \cdot \frac{6}{7} \cdots \frac{(2n)}{(2n+1)} \right] \quad (\text{Wallis's Formula})$$

$$= 2 \left[\frac{2^2 \cdot 4^2 \cdot 6^2 \cdots (2n)^2}{2 \cdot 3 \cdot 4 \cdot 5 \cdots (2n)(2n+1)} \right]$$

$$= \frac{2(2^{2n})(n!)^2}{(2n+1)!} = \frac{2^{2n+1}(n!)^2}{(2n+1)!}$$

$$\begin{aligned}
 3. \quad & \lim_{x \rightarrow \infty} \left(\frac{x+c}{x-c} \right)^x = 9 \\
 & \lim_{x \rightarrow \infty} x \ln \left(\frac{x+c}{x-c} \right) = \ln 9 \\
 & \lim_{x \rightarrow \infty} \frac{\ln(x+c) - \ln(x-c)}{1/x} = \ln 9 \\
 & \lim_{x \rightarrow \infty} \frac{\frac{1}{x+c} - \frac{1}{x-c}}{-\frac{1}{x^2}} = \ln 9 \\
 & \lim_{x \rightarrow \infty} \frac{-2c}{(x+c)(x-c)} (-x^2) = \ln 9 \\
 & \lim_{x \rightarrow \infty} \left(\frac{2cx^2}{x^2 - c^2} \right) = \ln 9 \\
 & 2c = \ln 9 \\
 & 2c = 2 \ln 3 \\
 & c = \ln 3
 \end{aligned}$$

$$5. \sin \theta = \frac{PB}{OP} = PB, \cos \theta = OB$$

$$AQ = \widehat{AP} = \theta$$

$$BR = OR + OB = OR + \cos \theta$$

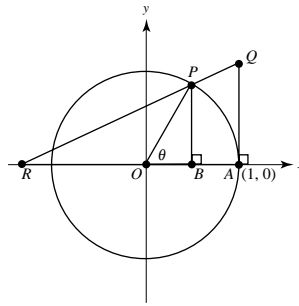
The triangles $\triangle AQR$ and $\triangle BPR$ are similar:

$$\frac{AR}{AQ} = \frac{BR}{BP} \Rightarrow \frac{OR+1}{\theta} = \frac{OR+\cos \theta}{\sin \theta}$$

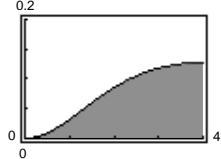
$$\sin \theta (OR) + \sin \theta = (\cos \theta) \theta + \theta \cos \theta$$

$$OR = \frac{\theta \cos \theta - \sin \theta}{\sin \theta - \theta}$$

$$\begin{aligned}
 \lim_{\theta \rightarrow 0^+} OR &= \lim_{\theta \rightarrow 0^+} \frac{\theta \cos \theta - \sin \theta}{\sin \theta - \theta} \\
 &= \lim_{\theta \rightarrow 0^+} \frac{-\theta \sin \theta + \cos \theta - \cos \theta}{\cos \theta - 1} \\
 &= \lim_{\theta \rightarrow 0^+} \frac{-\theta \sin \theta}{\cos \theta - 1} \\
 &= \lim_{\theta \rightarrow 0^+} \frac{-\sin \theta - \theta \cos \theta}{-\sin \theta} \\
 &= \lim_{\theta \rightarrow 0} \frac{\cos \theta + \cos \theta - \theta \sin \theta}{\cos \theta} \\
 &= 2
 \end{aligned}$$

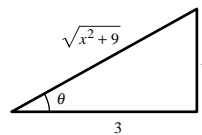


7. (a)
- 
- Area
- ≈ 0.2986



- (b) Let
- $x = 3 \tan \theta$
- ,
- $dx = 3 \sec^2 \theta d\theta$
- ,
- $x^2 + 9 = 9 \sec^2 \theta$
- .

$$\begin{aligned} \int \frac{x^2}{(x^2 + 9)^{3/2}} dx &= \int \frac{9 \tan^2 \theta}{(9 \sec^2 \theta)^{3/2}} (3 \sec^2 \theta d\theta) \\ &= \int \frac{\tan^2 \theta}{\sec \theta} d\theta \\ &= \int \frac{\sin^2 \theta}{\cos \theta} d\theta \\ &= \int \frac{1 - \cos^2 \theta}{\cos \theta} d\theta \\ &= \ln|\sec \theta + \tan \theta| - \sin \theta + C \end{aligned}$$



$$\begin{aligned} \text{Area} &= \int_0^4 \frac{x^2}{(x^2 + 9)^{3/2}} dx = \left[\ln|\sec \theta + \tan \theta| - \sin \theta \right]_0^{\tan^{-1}(4/3)} \\ &= \left[\ln\left(\frac{\sqrt{x^2 + 9}}{3} + \frac{x}{3}\right) - \frac{x}{\sqrt{x^2 + 9}} \right]_0^4 \\ &= \ln\left(\frac{5}{3} + \frac{4}{3}\right) - \frac{4}{5} = \ln 3 - \frac{4}{5} \end{aligned}$$

- (c)
- $x = 3 \sinh u$
- ,
- $dx = 3 \cosh u du$
- ,
- $x^2 + 9 = 9 \sinh^2 u + 9 = 9 \cosh^2 u$

$$\begin{aligned} A &= \int_0^4 \frac{x^2}{(x^2 + 9)^{3/2}} dx = \int_0^{\sinh^{-1}(4/3)} \frac{9 \sinh^2 u}{(9 \cosh^2 u)^{3/2}} (3 \cosh u du) \\ &= \int_0^{\sinh^{-1}(4/3)} \tanh^2 u du \\ &= \int_0^{\sinh^{-1}(4/3)} (1 - \operatorname{sech}^2 u) du \\ &= \left[u - \tanh u \right]_0^{\sinh^{-1}(4/3)} \\ &= \sinh^{-1}\left(\frac{4}{3}\right) - \tanh\left(\sinh^{-1}\left(\frac{4}{3}\right)\right) \\ &= \ln\left(\frac{4}{3} + \sqrt{\frac{16}{9} + 1}\right) - \tanh\left[\ln\left(\frac{4}{3} + \sqrt{\frac{16}{9} + 1}\right)\right] \\ &= \ln\left(\frac{4}{3} + \frac{5}{3}\right) - \tanh\left(\ln\left(\frac{4}{3} + \frac{5}{3}\right)\right) \\ &= \ln 3 - \tanh(\ln 3) \\ &= \ln 3 - \frac{3 - (1/3)}{3 + (1/3)} \\ &= \ln 3 - \frac{4}{5} \end{aligned}$$

$$9. y = \ln(1 - x^2), y' = \frac{-2x}{1 - x^2}$$

$$1 + (y')^2 = 1 + \frac{4x^2}{(1 - x^2)^2} = \frac{1 - 2x^2 + x^4 + 4x^2}{(1 - x^2)^2} = \left(\frac{1 + x^2}{1 - x^2}\right)^2$$

$$\begin{aligned} \text{Arc length} &= \int_0^{1/2} \sqrt{1 + (y')^2} dx \\ &= \int_0^{1/2} \left(\frac{1 + x^2}{1 - x^2}\right) dx \\ &= \int_0^{1/2} \left(-1 + \frac{2}{1 - x^2}\right) dx \\ &= \int_0^{1/2} \left(-1 + \frac{1}{x + 1} + \frac{1}{1 - x}\right) dx \\ &= \left[-x + \ln(1 + x) - \ln(1 - x)\right]_0^{1/2} \\ &= \left(-\frac{1}{2} + \ln \frac{3}{2} - \ln \frac{1}{2}\right) \\ &= -\frac{1}{2} + \ln 3 - \ln 2 + \ln 2 \\ &= \ln 3 - \frac{1}{2} \approx 0.5986 \end{aligned}$$

$$11. \text{ Consider } \int \frac{1}{\ln x} dx.$$

$$\text{Let } u = \ln x, du = \frac{1}{x} dx, x = e^u. \text{ Then } \int \frac{1}{\ln x} dx = \int \frac{1}{u} e^u du = \int \frac{e^u}{u} du.$$

$$\text{If } \int \frac{1}{\ln x} dx \text{ were elementary, then } \int \frac{e^u}{u} du \text{ would be too, which is false.}$$

$$\text{Hence, } \int \frac{1}{\ln x} dx \text{ is not elementary.}$$

$$13. x^4 + 1 = (x^2 + ax + b)(x^2 + cx + d)$$

$$= x^4 + (a + c)x^3 + (ac + b + d)x^2 + (ad + bc)x + bd$$

$$a = -c, b = d = 1, a = \sqrt{2}$$

$$x^4 + 1 = (x^2 + \sqrt{2}x + 1)(x^2 - \sqrt{2}x + 1)$$

$$\begin{aligned} \int_0^1 \frac{1}{x^4 + 1} dx &= \int_0^1 \frac{Ax + B}{x^2 + \sqrt{2}x + 1} dx + \int_0^1 \frac{Cx + D}{x^2 - \sqrt{2}x + 1} dx \\ &= \int_0^1 \frac{\frac{1}{2} + \frac{\sqrt{2}}{4}x}{x^2 + \sqrt{2}x + 1} dx - \int_0^1 \frac{-\frac{1}{2} + \frac{\sqrt{2}}{4}x}{x^2 + \sqrt{2}x + 1} dx \\ &= \frac{\sqrt{2}}{4} \left[\arctan(\sqrt{2}x + 1) + \arctan(\sqrt{2}x - 1) \right]_0^1 + \frac{\sqrt{2}}{8} \left[\ln(x^2 + \sqrt{2}x + 1) - \ln(x^2 - \sqrt{2}x + 1) \right]_0^1 \\ &= \frac{\sqrt{2}}{4} \left[\arctan(\sqrt{2} + 1) + \arctan(\sqrt{2} - 1) \right] + \frac{\sqrt{2}}{8} \left[\ln(2 + \sqrt{2}) - \ln(2 - \sqrt{2}) \right] - \frac{\sqrt{2}}{4} \left[\frac{\pi}{4} - \frac{\pi}{4} \right] - \frac{\sqrt{2}}{8} [0] \\ &\approx 0.5554 + 0.3116 \\ &\approx 0.8670 \end{aligned}$$

15. Using a graphing utility,

$$(a) \lim_{x \rightarrow 0^+} \left(\cot x + \frac{1}{x} \right) = \infty$$

$$(b) \lim_{x \rightarrow 0^+} \left(\cot x - \frac{1}{x} \right) = 0$$

$$(c) \lim_{x \rightarrow 0^+} \left(\cot x + \frac{1}{x} \right) \left(\cot x - \frac{1}{x} \right) \approx -\frac{2}{3}.$$

Analytically,

$$(a) \lim_{x \rightarrow 0^+} \left(\cot x + \frac{1}{x} \right) = \infty + \infty = \infty$$

$$\begin{aligned} (b) \lim_{x \rightarrow 0^+} \left(\cot x - \frac{1}{x} \right) &= \lim_{x \rightarrow 0^+} \frac{x \cot x - 1}{x} = \lim_{x \rightarrow 0^+} \frac{x \cos x - \sin x}{x \sin x} \\ &= \lim_{x \rightarrow 0^+} \frac{\cos x - x \sin x - \cos x}{\sin x + x \cos x} = \lim_{x \rightarrow 0} \frac{-x \sin x}{\sin x + x \cos x} \\ &= \lim_{x \rightarrow 0^+} \frac{-\sin x - x \cos x}{\cos x + \cos x - x \sin x} = 0. \end{aligned}$$

$$\begin{aligned} (c) \left(\cot x + \frac{1}{x} \right) \left(\cot x - \frac{1}{x} \right) &= \cot^2 x - \frac{1}{x^2} \\ &= \frac{x^2 \cot^2 x - 1}{x^2} \\ \lim_{x \rightarrow 0^+} \frac{x^2 \cot^2 x - 1}{x^2} &= \lim_{x \rightarrow 0^+} \frac{2x \cot^2 x - 2x^2 \cot x \csc^2 x}{2x} \\ &= \lim_{x \rightarrow 0^+} \frac{\cot^2 x - x \cot x \csc^2 x}{1} \\ &= \lim_{x \rightarrow 0^+} \frac{\cos^2 x \sin x - x \cos x}{\sin^3 x} \\ &= \lim_{x \rightarrow 0^+} \frac{(1 - \sin^2 x) \sin x - x \cos x}{\sin^3 x} \\ &= \lim_{x \rightarrow 0^+} \frac{\sin x - x \cos x}{\sin^3 x} - 1 \end{aligned}$$

$$\begin{aligned} \text{Now, } \lim_{x \rightarrow 0^+} \frac{\sin x - x \cos x}{\sin^3 x} &= \lim_{x \rightarrow 0^+} \frac{\cos x - \cos x + x \sin x}{3 \sin^2 x \cos x} \\ &= \lim_{x \rightarrow 0^+} \frac{x}{3 \sin x \cdot \cos x} \\ &= \lim_{x \rightarrow 0^+} \left(\frac{x}{\sin x} \right) \frac{1}{3 \cos x} = \frac{1}{3}. \end{aligned}$$

$$\text{Thus, } \lim_{x \rightarrow 0^+} \left(\cot x + \frac{1}{x} \right) \left(\cot x - \frac{1}{x} \right) = \frac{1}{3} - 1 = -\frac{2}{3}.$$

The form $0 \cdot \infty$ is indeterminant.

$$17. \frac{x^3 - 3x^2 + 1}{x^4 - 13x^2 + 12x} = \frac{P_1}{x} + \frac{P_2}{x-1} + \frac{P_3}{x+4} + \frac{P_4}{x-3} \Rightarrow c_1 = 0, c_2 = 1, c_3 = -4, c_4 = 3$$

$$N(x) = x^3 - 3x^2 + 1$$

$$D'(x) = 4x^3 - 26x + 12$$

$$P_1 = \frac{N(0)}{D'(0)} = \frac{1}{12}$$

$$P_2 = \frac{N(1)}{D'(1)} = \frac{-1}{-10} = \frac{1}{10}$$

$$P_3 = \frac{N(-4)}{D'(-4)} = \frac{-111}{-140} = \frac{111}{140}$$

$$P_4 = \frac{N(3)}{D'(3)} = \frac{1}{42}$$

$$\text{Thus, } \frac{x^3 - 3x^2 + 1}{x^4 - 13x^2 + 12x} = \frac{1/12}{x} + \frac{1/10}{x-1} + \frac{111/140}{x+4} + \frac{1/42}{x-3}.$$

19. By parts,

$$\begin{aligned} \int_a^b f(x)g''(x) dx &= \left[f(x)g'(x) \right]_a^b - \int_a^b f'(x)g'(x) dx \\ &= - \int_a^b f'(x)g'(x) dx \\ &= \left[-f'(x)g(x) \right]_a^b + \int_a^b g(x)f''(x) dx \\ &= \int_a^b f''(x)g(x) dx. \end{aligned}$$