

The image shows a bicycle wheel with a large, orange, gear-like structure attached to it. The structure consists of many small, rectangular pieces arranged in a circular pattern, resembling a large gear or a decorative wheel. The bicycle is positioned on the left side of the frame, with the front wheel and handlebars visible. The background is a vibrant sunset or sunrise sky, transitioning from purple and blue at the top to orange and red at the bottom. A vertical bar on the right side of the cover is divided into three sections: light blue at the top, yellow in the middle, and light blue at the bottom.

# Trigonometry

SIXTH EDITION

Charles P. McKeague  
Mark D. Turner

**We've got the tools to help you do more than just pass the class . . . with these resources, you can understand the concepts and truly succeed!**

**PLUS:** This book's plentiful examples and problems—identified by a square and a triangle indicating that tutorials are available on video or online—help you learn to apply concepts to the world around you.

### **Available to help you succeed:**

#### **Companion Website . . . helpful resources at your fingertips**

[academic.cengage.com/math/mckeague](http://academic.cengage.com/math/mckeague)

This convenient site features chapter-by-chapter online tutorial quizzes, a link to the Digital Video Companion (see below), a final exam, and more! Check inside your text for the card that entitles you to access.

#### **Student Solutions Manual . . . useful, indispensable**

0-495-38258-2

A great study partner! The Student Solutions Manual provides worked-out solutions to the odd-numbered problems in the text, and more importantly, it gives you step-by-step information on how each problem was solved.

#### **Digital Video Companion (DVC)**



Author Pat McKeague is your guide for over 8 hours of step-by-step video instruction. The DVC contains helpful video lessons for each section of the book that include worked problems listed next to the viewing screen, allowing you to work them in advance.

To purchase any of the for-sale resources mentioned above,  
visit us online at [academic.cengage.com/math](http://academic.cengage.com/math) or  
contact your college bookstore.



For your course and learning solutions, visit [academic.cengage.com](http://academic.cengage.com)  
Purchase any of our products at your local college store or at our preferred  
online store [www.ichapters.com](http://www.ichapters.com)

ISBN-13: 978-0-495-10835-1  
ISBN-10: 0-495-10835-9



9 780495 108351



### Operations on Complex Numbers in Standard Form [8.1]

If  $z_1 = a + bi$  and  $z_2 = c + di$  are two complex numbers and if both  $a, b, c,$  and  $d$  are real numbers, then the following definitions apply:

#### Addition

$$z_1 + z_2 = (a + bi) + (c + di)$$

Add the real parts and imaginary parts.

#### Subtraction

$$z_1 - z_2 = (a + bi) - (c + di)$$

Subtract the real parts and imaginary parts.

#### Multiplication

$$z_1 z_2 = (a + bi)(c + di) = ac + adi + bci + bdi$$

In several problems, simply multiply as you would multiply two binomials.

#### Complex Conjugates

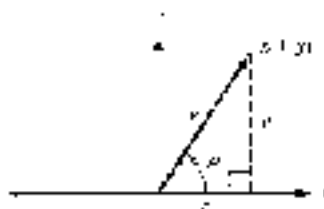
The complex conjugate of  $z = a + bi$  is  $\bar{z} = a - bi$ . Their product is the real number  $a^2 + b^2$ .

#### Division

Multiply the numerator and denominator of  $\frac{z_1}{z_2}$  by the conjugate of the denominator.

### Graphing Complex Numbers [8.2]

The graph of the complex number  $z = a + bi$  has an ordered pair  $(a, b)$  as its location from the origin in the plane (Fig. 8.1).



### Absolute Value of a Complex Number [8.2]

The absolute value (or modulus) of the complex number  $z = a + bi$  is the distance from the origin in the complex plane. This distance is denoted by  $|z|$ , then

$$|z| = |a + bi| = \sqrt{a^2 + b^2}$$

### Argument of a Complex Number [8.2]

The argument of the complex number  $z = a + bi$  is the smallest positive angle  $\theta$  measured in the counterclockwise direction from the positive x-axis to the vector  $z$  (Fig. 8.2).

$$\cos \theta = \frac{a}{r}, \quad \sin \theta = \frac{b}{r}, \quad \text{and} \quad \tan \theta = \frac{b}{a}$$

### Trigonometric Form of a Complex Number [8.2]

The complex number  $z = a + bi$  is written in trigonometric form if it is written as follows:

$$z = r(\cos \theta + i \sin \theta) = re^{i\theta}$$

where  $r$  is the absolute value of  $z$  and  $\theta$  is the argument of  $z$ .

### Products and Quotients in Trigonometric Form [8.3]

If  $z_1 = r_1(\cos \theta_1 + i \sin \theta_1)$  and  $z_2 = r_2(\cos \theta_2 + i \sin \theta_2)$ , then

$$z_1 z_2 = r_1 r_2 [\cos(\theta_1 + \theta_2) + i \sin(\theta_1 + \theta_2)]$$

$$\frac{z_1}{z_2} = \frac{r_1}{r_2} [\cos(\theta_1 - \theta_2) + i \sin(\theta_1 - \theta_2)]$$

### De Moivre's Theorem [8.3]

If  $z = r(\cos \theta + i \sin \theta)$  is a complex number in trigonometric form, then  $z^n$  is given by

$$z^n = r^n [\cos n\theta + i \sin n\theta]$$

### Roots of a Complex Number [8.4]

The  $n$ th roots of the complex number

$$z = r(\cos \theta + i \sin \theta) = re^{i\theta}$$

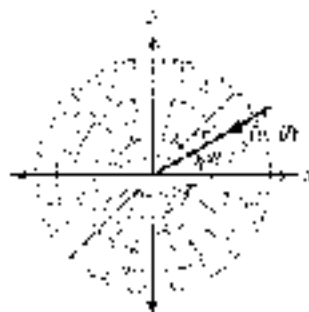
are given by

$$w_k = r^{1/n} \left[ \cos \left( \frac{\theta + 360^\circ k}{n} \right) + i \sin \left( \frac{\theta + 360^\circ k}{n} \right) \right]$$
$$= r^{1/n} e^{i \left( \frac{\theta + 360^\circ k}{n} \right)}$$

where  $k = 0, 1, 2, \dots, n-1$ .

### Polar Coordinates [8.5]

The ordered pair  $(r, \theta)$  names the point that is  $r$  units from the origin along the terminal side of angle  $\theta$  in a polar coordinate system. The numbers  $r$  and  $\theta$  are said to be the polar coordinates of the point they name.

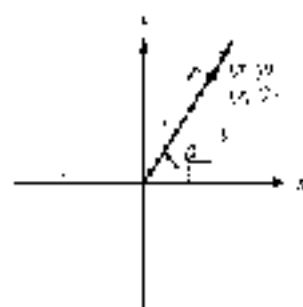


### Polar Coordinates and Rectangular Coordinates [8.5]

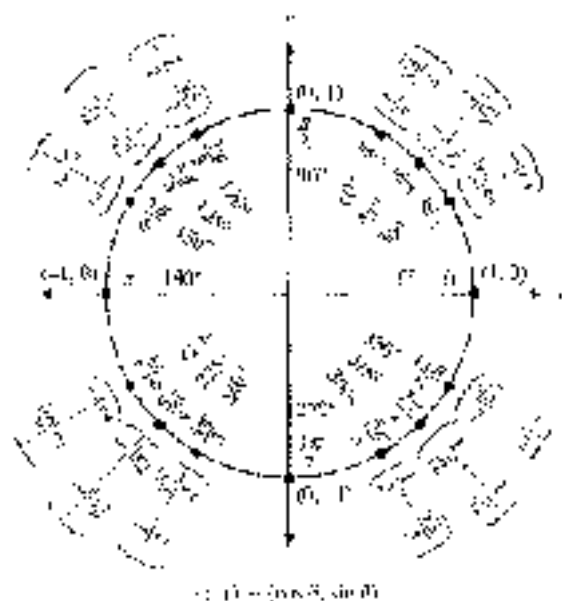
To derive the relationship between polar coordinates and rectangular coordinates, we consider a point  $P$  with rectangular coordinates  $(x, y)$  and polar coordinates  $(r, \theta)$ .

$$x = r \cos \theta \quad \text{and} \quad y = r \sin \theta$$

$$r = \sqrt{x^2 + y^2} \quad \text{and} \quad \theta = \tan^{-1} \frac{y}{x}$$



## Exact Values on the Unit Circle [3.3]

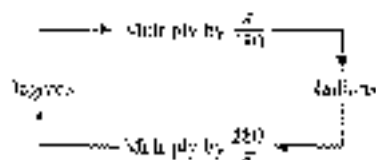


## Radian Measure [3.2]

$$\theta \text{ (in radians)} = \frac{s}{r}$$

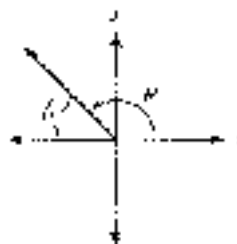


## Converting Between Radians and Degrees [3.2]



## Reference Angles [3.1]

The reference angle  $\theta$  for any angle  $\theta$  in standard position is the positive acute angle between the terminal side of  $\theta$  and the x-axis.



## Inverse Trigonometric Functions [4.7]

Inverse Sine

Inverse Cosine

$$y = \sin^{-1} x \text{ or } \arcsin x$$

$$y = \cos^{-1} x \text{ or } \arccos x$$

in radians,  $\theta$  is the angle between  $-\pi/2$  and  $\pi/2$  such that  $\sin \theta = x$ , where  $-1 \leq x \leq 1$ .

$$y = \cos^{-1} x \text{ or } \arccos x$$

$$y = \cos^{-1} x \text{ or } \arccos x$$

$$y = \tan^{-1} x \text{ or } \arctan x$$

$$y = \tan^{-1} x \text{ or } \arctan x$$

in radians,  $\theta$  is the angle between  $-\pi/2$  and  $\pi/2$  whose tangent is  $x$ .

Inverse Sine

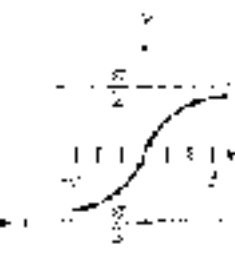
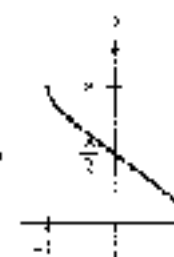
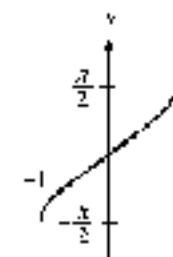
Inverse Cosine

Inverse Tangent

$$y = \sin^{-1} x$$

$$y = \cos^{-1} x$$

$$y = \tan^{-1} x$$



Domain:  $-1 \leq x \leq 1$

Domain:  $-1 \leq x \leq 1$

Domain: all real numbers

Range:

Range:

Range:

$$-\frac{\pi}{2} \leq y \leq \frac{\pi}{2}$$

$$0 \leq y \leq \pi$$

$$-\frac{\pi}{2} < y < \frac{\pi}{2}$$

## Uniform Circular Motion [3.4, 3.5]

A point on a circle of radius  $r$  moves a distance  $s$  on the circumference of the circle in an amount of time  $t$ .



Angular velocity

$$\omega = \frac{\theta}{t}$$

Linear Velocity

$$v = \frac{s}{t}$$

$$v = r\omega$$

Arc Length

$$s = r\theta$$

Area of a Sector

$$A = \frac{1}{2}r^2\theta$$

$\theta$  is measured in radians.

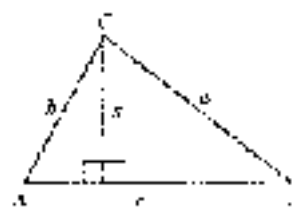
## The Area of a Triangle [7.4]

$$S = \frac{1}{2}bc \sin A$$

$$S = \frac{1}{2}ab \sin C$$

$$\text{where } s = \frac{1}{2}(a + b + c)$$

$$S = sr \text{ (if } r \text{ is the circumradius)}$$

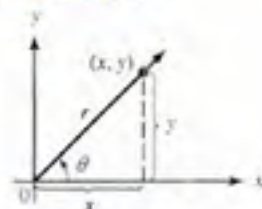




# DEFINITIONS, GRAPHS, AND IMPORTANT FACTS

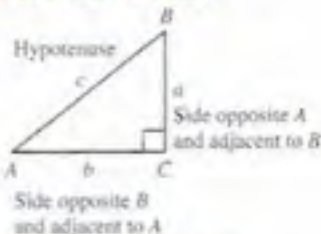
## Definition I for Trigonometric Functions [1.3]

$$\begin{aligned} \sin \theta &= \frac{y}{r} & \csc \theta &= \frac{r}{y} \\ \cos \theta &= \frac{x}{r} & \sec \theta &= \frac{r}{x} \\ \tan \theta &= \frac{y}{x} & \cot \theta &= \frac{x}{y} \end{aligned}$$



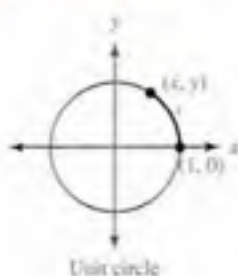
## Definition II for Trigonometric Functions [2.1]

$$\begin{aligned} \sin A &= \frac{a}{c} & \csc A &= \frac{c}{a} \\ \cos A &= \frac{b}{c} & \sec A &= \frac{c}{b} \\ \tan A &= \frac{a}{b} & \cot A &= \frac{b}{a} \end{aligned}$$

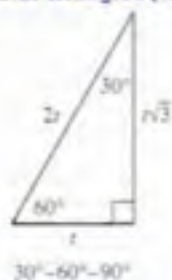


## Definition III for Trigonometric Functions [3.3]

$$\begin{aligned} \cos t &= x & \sec t &= \frac{1}{x} \\ \sin t &= y & \csc t &= \frac{1}{y} \\ \tan t &= \frac{y}{x} & \cot t &= \frac{x}{y} \end{aligned}$$



## Special Triangles [1.1]



## Trigonometric Functions of Special Angles [2.1]

$\theta$	$0^\circ$	$30^\circ = \frac{\pi}{6}$	$45^\circ = \frac{\pi}{4}$	$60^\circ = \frac{\pi}{3}$	$90^\circ = \frac{\pi}{2}$
$\sin \theta$	$\frac{\sqrt{0}}{2}$	$\frac{\sqrt{1}}{2}$	$\frac{\sqrt{2}}{2}$	$\frac{\sqrt{3}}{2}$	$\frac{\sqrt{4}}{2}$
$\cos \theta$	$\frac{\sqrt{4}}{2}$	$\frac{\sqrt{3}}{2}$	$\frac{\sqrt{2}}{2}$	$\frac{\sqrt{1}}{2}$	$\frac{\sqrt{0}}{2}$
$\tan \theta$	0	$\frac{\sqrt{1}}{3}$	1	$\sqrt{3}$	undefined

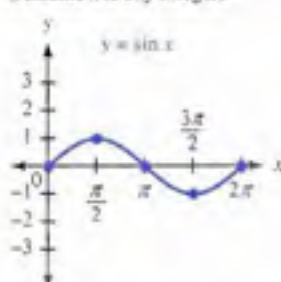
## Graphing Sine and Cosine Curves [4.2, 4.3]

The graphs of  $y = A \sin(Bx + C)$  and  $y = A \cos(Bx + C)$ , where  $B > 0$ , will have the following characteristics:

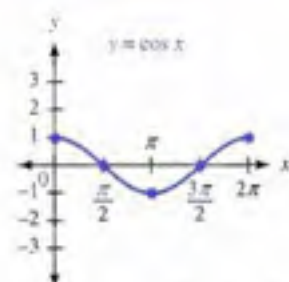
$$\text{Amplitude} = |A| \quad \text{Period} = \frac{2\pi}{B} \quad \text{Phase shift} = -\frac{C}{B}$$

## Graphs of the Trigonometric Functions [4.1]

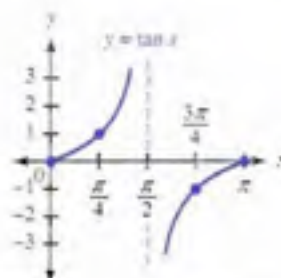
(Assume  $k$  is any integer)



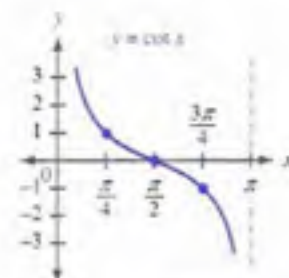
Domain: All real numbers  
Range:  $-1 \leq y \leq 1$   
Amplitude: 1  
Period:  $2\pi$   
Zeros:  $x = k\pi$



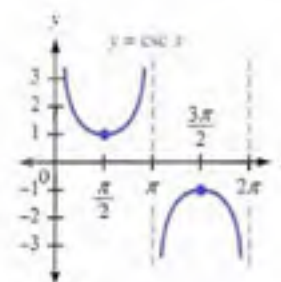
Domain: All real numbers  
Range:  $-1 \leq y \leq 1$   
Amplitude: 1  
Period:  $2\pi$   
Zeros:  $x = \frac{\pi}{2} + k\pi$



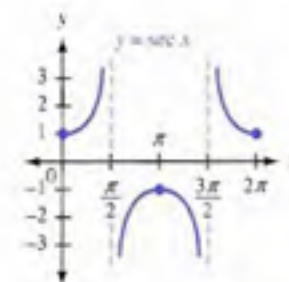
Domain: All real numbers  
 $x \neq \frac{\pi}{2} + k\pi$   
Range: All real numbers  
Amplitude: Not defined  
Period:  $\pi$   
Zeros:  $x = k\pi$   
Asymptotes:  $x = \frac{\pi}{2} + k\pi$



Domain: All real numbers  
 $x = k\pi$   
Range: All real numbers  
Amplitude: Not defined  
Period:  $\pi$   
Zeros:  $x = \frac{\pi}{2} + k\pi$   
Asymptotes:  $x = k\pi$



Domain: All real numbers  
 $x \neq k\pi$   
Range:  $y \leq -1$  or  $y \geq 1$   
Amplitude: Not defined  
Period:  $2\pi$   
Zeros: None  
Asymptotes:  $x = k\pi$



Domain: All real numbers  
 $x \neq \frac{\pi}{2} + k\pi$   
Range:  $y \leq -1$  or  $y \geq 1$   
Amplitude: Not defined  
Period:  $2\pi$   
Zeros: None  
Asymptotes:  $x = \frac{\pi}{2} + k\pi$

# IDENTITIES AND FORMULAS

## Basic Identities [5.1]

	Basic Identities	Common Equivalent Forms
<b>Reciprocal</b>	$\csc \theta = \frac{1}{\sin \theta}$ $\sec \theta = \frac{1}{\cos \theta}$ $\cot \theta = \frac{1}{\tan \theta}$	$\sin \theta = \frac{1}{\csc \theta}$ $\cos \theta = \frac{1}{\sec \theta}$ $\tan \theta = \frac{1}{\cot \theta}$
<b>Ratio</b>	$\tan \theta = \frac{\sin \theta}{\cos \theta}$ $\cot \theta = \frac{\cos \theta}{\sin \theta}$	
<b>Pythagorean</b>	$\cos^2 \theta + \sin^2 \theta = 1$  $1 + \tan^2 \theta = \sec^2 \theta$ $1 + \cot^2 \theta = \csc^2 \theta$	$\sin^2 \theta = 1 - \cos^2 \theta$ $\sin \theta = \pm \sqrt{1 - \cos^2 \theta}$ $\cos^2 \theta = 1 - \sin^2 \theta$ $\cos \theta = \pm \sqrt{1 - \sin^2 \theta}$

## Sum and Difference Formulas [5.2]

$$\sin(A + B) = \sin A \cos B + \cos A \sin B$$

$$\sin(A - B) = \sin A \cos B - \cos A \sin B$$

$$\cos(A + B) = \cos A \cos B - \sin A \sin B$$

$$\cos(A - B) = \cos A \cos B + \sin A \sin B$$

$$\tan(A + B) = \frac{\tan A + \tan B}{1 - \tan A \tan B}$$

$$\tan(A - B) = \frac{\tan A - \tan B}{1 + \tan A \tan B}$$

## Double-Angle Formulas [5.3]

$$\sin 2A = 2 \sin A \cos A$$

$$\begin{aligned} \cos 2A &= \cos^2 A - \sin^2 A && \text{First form} \\ &= 2 \cos^2 A - 1 && \text{Second form} \\ &= 1 - 2 \sin^2 A && \text{Third form} \end{aligned}$$

$$\tan 2A = \frac{2 \tan A}{1 - \tan^2 A}$$

## Cofunction Theorem [2.1]

$$\sin x = \cos(90^\circ - x)$$

$$\cos x = \sin(90^\circ - x)$$

$$\tan x = \cot(90^\circ - x)$$

## Half-Angle Formulas [5.4]

$$\sin \frac{A}{2} = \pm \sqrt{\frac{1 - \cos A}{2}}$$

$$\cos \frac{A}{2} = \pm \sqrt{\frac{1 + \cos A}{2}}$$

$$\tan \frac{A}{2} = \frac{1 - \cos A}{\sin A} = \frac{\sin A}{1 + \cos A}$$

## Even/Odd Functions [4.1]

$$\cos(-\theta) = \cos \theta \quad \text{Even}$$

$$\sin(-\theta) = -\sin \theta \quad \text{Odd}$$

$$\tan(-\theta) = -\tan \theta \quad \text{Odd}$$

## Sum to Product Formulas [5.5]

$$\sin \alpha + \sin \beta = 2 \sin \frac{\alpha + \beta}{2} \cos \frac{\alpha - \beta}{2}$$

$$\sin \alpha - \sin \beta = 2 \cos \frac{\alpha + \beta}{2} \sin \frac{\alpha - \beta}{2}$$

$$\cos \alpha + \cos \beta = 2 \cos \frac{\alpha + \beta}{2} \cos \frac{\alpha - \beta}{2}$$

$$\cos \alpha - \cos \beta = -2 \sin \frac{\alpha + \beta}{2} \sin \frac{\alpha - \beta}{2}$$

## Product to Sum Formulas [5.5]

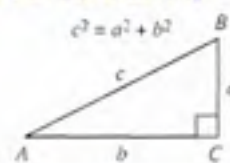
$$\sin A \cos B = \frac{1}{2} [\sin(A + B) + \sin(A - B)]$$

$$\cos A \sin B = \frac{1}{2} [\sin(A + B) - \sin(A - B)]$$

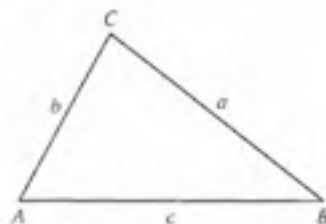
$$\cos A \cos B = \frac{1}{2} [\cos(A + B) + \cos(A - B)]$$

$$\sin A \sin B = \frac{1}{2} [\cos(A - B) - \cos(A + B)]$$

## Pythagorean Theorem [1.1]



## The Law of Sines [7.1]

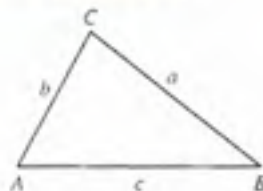


$$\frac{\sin A}{a} = \frac{\sin B}{b} = \frac{\sin C}{c}$$

or, equivalently,

$$\frac{a}{\sin A} = \frac{b}{\sin B} = \frac{c}{\sin C}$$

## The Law of Cosines [7.3]



$$a^2 = b^2 + c^2 - 2bc \cos A$$

$$b^2 = a^2 + c^2 - 2ac \cos B$$

$$c^2 = a^2 + b^2 - 2ab \cos C$$

or, equivalently,

$$\cos A = \frac{b^2 + c^2 - a^2}{2bc}$$

$$\cos B = \frac{a^2 + c^2 - b^2}{2ac}$$

$$\cos C = \frac{a^2 + b^2 - c^2}{2ab}$$

# BRIEF CONTENTS

CHAPTER 1	THE SIX TRIGONOMETRIC FUNCTIONS	1
CHAPTER 2	RIGHT TRIANGLE TRIGONOMETRY	52
CHAPTER 3	RADIAN MEASURE	109
CHAPTER 4	GRAPHING AND INVERSE FUNCTIONS	169
CHAPTER 5	IDENTITIES AND FORMULAS	255
CHAPTER 6	EQUATIONS	299
CHAPTER 7	TRIANGLES	337
CHAPTER 8	COMPLEX NUMBERS AND POLAR COORDINATES	369
APPENDIX A	REVIEW OF FUNCTIONS	443
APPENDIX B	EXPONENTIAL AND LOGARITHMIC FUNCTIONS	464
	ANSWERS TO EXERCISES AND CHAPTER TESTS	A-1
	INDEX	I-1



# CONTENTS

## CHAPTER 1 THE SIX TRIGONOMETRIC FUNCTIONS 1

- 1.1 ANGLES, DEGREES, AND SPECIAL TRIANGLES 2
- 1.2 THE RECTANGULAR COORDINATE SYSTEM 14
- 1.3 DEFINITION OF TRIGONOMETRIC FUNCTIONS 28
- 1.4 INTRODUCTION TO IDENTITIES 35
- 1.5 MORE ON IDENTITIES 40
- SUMMARY 45
- TEST 48
- PROJECTS 50

## CHAPTER 2 RIGHT TRIANGLE TRIGONOMETRY 52

- 2.1 DEFINITION OF RIGHT TRIANGLE TRIGONOMETRY 53
- 2.2 CALCULATORS AND TRIGONOMETRIC FUNCTIONS OF AN ACUTE ANGLE 58
- 2.3 SOLVING RIGHT TRIANGLES 70
- 2.4 APPLICATIONS 81
- 2.5 VECTORS: A GEOMETRIC APPROACH 88
- SUMMARY 104
- TEST 106
- PROJECTS 108

## CHAPTER 3 RADIAN MEASURE 109

- 3.1 MEASURING ANGLE 110
- 3.2 RADIAN AND DEGREE 117
- 3.3 DEFINITION OF CIRCULAR FUNCTIONS 129
- 3.4 ARC LENGTH AND AREA OF A SECTOR 140
- 3.5 VELOCITIES 150
- SUMMARY 162
- TEST 164
- PROJECTS 166

**CHAPTER 4 GRAPHING AND INVERSE FUNCTIONS 169**

- 4.1 BASIC GRAPHS 170
- 4.2 AMPLITUDE, PERIODICITY, AND PHASE 184
- 4.3 VERTICAL TRANSLATION AND PHASE SHIFT 197
- 4.4 THE OTHER TRIGONOMETRIC FUNCTIONS 208
- 4.5 FINDING AN EQUATION FROM ITS GRAPH 218
- 4.6 GRAPHING COMBINATIONS OF FUNCTIONS 231
- 4.7 INVERSE TRIGONOMETRIC FUNCTIONS 237
- SUMMARY 249
- TEST 252
- PROJECTS 253

**CHAPTER 5 IDENTITIES AND FORMULAS 255**

- 5.1 PROVING IDENTITIES 256
- 5.2 SUM AND DIFFERENCE FORMULAS 265
- 5.3 DOUBLE ANGLE FORMULAS 278
- 5.4 HALF-ANGLE FORMULAS 282
- 5.5 ADDITIONAL IDENTITIES 288
- SUMMARY 291
- TEST 293
- PROJECTS 297

**CHAPTER 6 EQUATIONS 299**

- 6.1 SOLVING TRIGONOMETRIC EQUATIONS 300
- 6.2 MORE ON TRIGONOMETRIC EQUATIONS 308
- 6.3 TRIGONOMETRIC EQUATIONS INVOLVING MULTIPLE ANGLES 315
- 6.4 PARAMETRIC EQUATIONS AND FURTHER GRAPHING 322
- SUMMARY 332
- TEST 335
- PROJECTS 334

**CHAPTER 7 TRIANGLES 337**

7.1 THE LAW OF SINES 338  
 7.2 THE AMBIGUOUS CASE 345  
 7.3 THE LAW OF COSINES 356  
 7.4 THE AREA OF A TRIANGLE 362  
 7.5 VECTORS: AN ALGEBRAIC APPROACH 358  
 7.6 VECTORS: THE DOT PRODUCT 378  
 SUMMARY 383  
 TEST 385  
 PROJECTS 387

**CHAPTER 8 COMPLEX NUMBERS AND POLAR COORDINATES 389**

8.1 COMPLEX NUMBERS 390  
 8.2 TRIGONOMETRIC FORM FOR COMPLEX NUMBERS 393  
 8.3 PRODUCTS AND QUOTIENTS IN TRIGONOMETRIC FORM 404  
 8.4 ROOTS OF A COMPLEX NUMBER 416  
 8.5 POLAR COORDINATES 417  
 8.6 EQUATIONS IN POLAR COORDINATES AND THE  $\rho$  GRAPHS 427  
 SUMMARY 437  
 TEST 440  
 PROJECTS 441

**APPENDIX A REVIEW OF FUNCTIONS 443**

A.1 INTRODUCTION TO FUNCTIONS 443  
 A.2 THE INVERSE OF A FUNCTION 454

**APPENDIX B EXPONENTIAL AND LOGARITHMIC FUNCTIONS 464**

B.1 EXPONENTIAL FUNCTIONS 464  
 B.2 LOGARITHMS ARE EXPONENTS 474  
 B.3 PROPERTIES OF LOGARITHMS 482  
 B.4 COMMON LOGARITHMS AND NATURAL LOGARITHMS 487  
 B.5 EXPONENTIAL EQUATIONS AND CHANGE OF BASE 494

ANSWERS TO EXERCISES AND CHAPTER TESTS A-1  
 INDEX I-1



# PREFACE TO THE INSTRUCTOR

This Sixth Edition of *Trigonometry* retains the same format and style as the previous editions. It is a standard right-triangle approach to trigonometry. Nearly every section is written so that it can be discussed in a typical 50-minute class session. The focus of the textbook is on understanding the definitions and principles of trigonometry and their applications to problem solving. Exact values of the trigonometric functions are emphasized throughout the textbook.

The text covers all the material usually taught in a trigonometry course. In addition, there is an appendix on functions and inverse functions and a second appendix on exponential and logarithmic functions. The appendix sections can be used as a review of topics that students may already be familiar with, or they can be used to provide introductory material for students encountering these concepts for the first time.

There are numerous calculator notes placed throughout the text to help students calculate values when appropriate. As there are many different models of graphing calculators, and each model has its own set of instructions, we have tried to provide an overview of specific key labels or command names.

## New to This Edition

**CONTENT CHANGES** The following list describes the major content changes you will see in this Sixth Edition.

- Section 1.1: We have added a little more review of triangles.
- Section 1.2: The review of the rectangular coordinate system has been shortened. The content on circles has been expanded and now follows the distance formula. Several of the examples in this section have been repaired.
- Section 2.3: In response to user requests, we have revised our definition of significant digits so that it is consistent with other disciplines such as chemistry.
- Section 3.3: This section has been completely rewritten to emphasize the concept of function. We have also added content on domain and range. The material on odd and even functions has been moved to Section 4.1.
- Chapter 4: The graphing content in Chapter 4 has been expanded to four sections, and we now cover the sine and cosine functions first. A unified graphing approach involving framing a basic cycle has been incorporated into these sections.
- Section 4.3: Previously Section 4.4, we have added material on using trigonometric functions as models with real data.
- Section 6.4: New exercises and an example were added for graphing plane curves.
- Section 7.1: This section now includes a summary of the different cases and the method used in solving oblique triangles.
- Chapter 8: We have increased the use of radians throughout this chapter.



# THE SIX TRIGONOMETRIC FUNCTIONS

*Without Plato there would not have been a Pythagoras, or such a Pythagoras; and without Pythagoras there would not have been a Plato—w such a Plato.*  
D. E. Smith

## Introduction

The history of mathematics is a spiral of knowledge passed down from one generation to another. Each person in the history of mathematics is connected to the others along this spiral. In Italy, around 600 B.C., the Pythagoreans discovered a relationship between the sides of any right triangle. That discovery, known as the Pythagorean Theorem, is the foundation on which the Spiral of Roots shown in Figure 1.1 is built. The Spiral of Roots gives us a way to visualize square roots of positive integers.

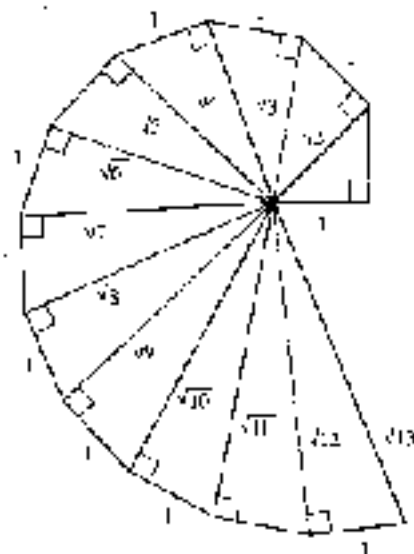


Figure 1

In Problem Set 1.1, you will have a chance to construct the Spiral of Roots yourself.

In Examples and Problem Sets throughout the chapter,

- = Tutoria available on MyLab
- ▶ = Tutoria available online

## STUDY SKILLS FOR CHAPTER 1

At the beginning of the first five chapters of this book you will find a Study Skills section in which we list the skills that are necessary for success in trigonometry. If you have just completed a college algebra course, you have acquired most of these skills. If it has been some time since you have taken a math class, you must pay attention to the sections on study skills.

Here is a list of things you can do to develop effective study skills.

- 1 Put Yourself on a Schedule** The general rule is that you spend two hours an hour more for every hour you are in class. Make a schedule for yourself, setting aside at least six hours a week to work on trigonometry. Once you make the schedule, stick to it. Don't just complete your assignments and then stop. Use all the time you have set aside. If you complete an assignment and have time left over, read the next section in the book, and work more problems. As the course progresses you may find that six hours a week is not enough time for you to master the material in this course. If it takes you longer than that to reach your goals for this course, then that's how much time it takes. Trying to get by with less will not work.
- 2 Find Your Mistakes and Correct Them** There is more to studying trigonometry than just working problems. You must always check your answers with those in the back of the book. When you have made an mistake, find out what it is and correct it. Making mistakes is part of the process of learning mathematics. The key is discovering what you do not understand can be found by correcting your mistakes.
- 3 Imitate Success** Your work should look like the work you see in this book and the work your instructor shows. The steps shown in solving problems in this book were written by someone who has been successful in mathematics. The same is true of your instructor. Your work should imitate the work of people who have been successful in mathematics.
- 4 Memorize Definitions and Identities** You may think that memorization is not necessary if you understand a topic you are studying. In trigonometry, memorization is especially important. In this first chapter, you will be presented with the definition of the six trigonometric functions that you will use throughout the rest of the course. We have seen many bright students struggle with trigonometry simply because they did not memorize the definitions and identities when they were first presented.

## SECTION 1.1

## ANGLES, DEGREES, AND SPECIAL TRIANGLES

## Introduction

Table 1 is taken from the trail log given to skiers at Northstar at Tahoe Ski Resort in Lake Tahoe, California. The table gives the length of each chair lift at Northstar, along with the change in elevation from the beginning of the lift to the end of the lift.





**TABLE 1** Peak-to-the-Basel Airport Rides: Height and Vertical Rise

Lift Information		
Lift	Vertical Rise (ft)	Length (ft)
Big Springs Gondola	480	4,160
Bea Paw Double	124	790
Lake Triple	710	4,490
Aspen Express Quad	900	5,430
Forest Double	1,170	5,750
Lambert Double	860	4,970
Cumstock Express Quad	1,250	5,090
Regulations Triple	650	2,990
Schaffer-Camp Triple	1,460	6,150
Chigneras Low Lift	24	380
East Crib Low Lift	120	750

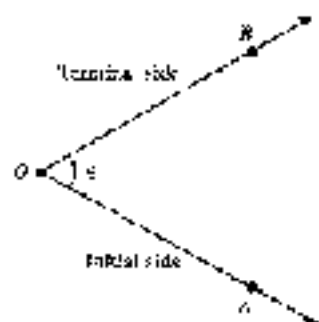


Figure 1

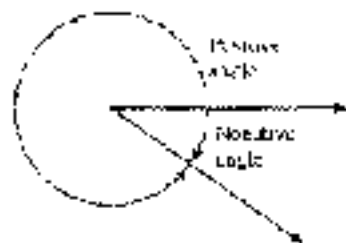


Figure 2



Figure 3

Right triangles are good mathematical models for chair lifts. In this section we review some important items from geometry, including right triangles. Let's begin by looking at some of the terminology associated with angles.

## Angles in General

An angle is formed by two rays with the same end point. The common end point is called the *vertex* of the angle, and the rays are called the *sides* of the angle.

In Figure 1 the vertex of angle  $\theta$  (theta) is labeled  $O$ , and  $A$  and  $B$  are points on each side of  $\theta$ . Angle  $\theta$  can also be denoted by  $\angle AOB$ , where the letter associated with the vertex is written between the letters associated with the points on each side.

We can think of  $\theta$  as having been formed by rotating side  $OA$  about the vertex to side  $OB$ . In this case, we call side  $OA$  the *initial side* of  $\theta$  and side  $OB$  the *terminal side* of  $\theta$ .

When the rotation from the initial side to the terminal side takes place in a counterclockwise direction, the angle formed is considered a *positive angle*. If the rotation is in a clockwise direction, the angle formed is a *negative angle* (Figure 2).

## Degree Measure

One way to measure the size of an angle is with *degree measure*. The angle formed by rotating a ray through one complete revolution has a measure of 360 degrees, written  $360^\circ$  (Figure 3).

One degree ( $1^\circ$ ), then, is  $1/360$  of a full rotation. Likewise,  $180^\circ$  is one-half of a full rotation, and  $90^\circ$  is half of that (or a quarter of a rotation). Angles that measure  $90^\circ$  are called *right angles*, while angles that measure  $180^\circ$  are called *straight angles*. Angles that measure between  $0^\circ$  and  $90^\circ$  are called *acute angles*, while angles that measure between  $90^\circ$  and  $180^\circ$  are called *obtuse angles* (see Figure 4).

If two angles have a sum of  $90^\circ$ , then they are called *complementary angles*, and we say each is the *complement* of the other. Two angles with a sum of  $180^\circ$  are called *supplementary angles*.



**Note:** To be precise, we should say “two angles, the sum of the measures of which is  $180^\circ$ , are called *supplementary angles*” because there is a difference between an angle and its measure. However, in this book, we will not always draw the distinction between an angle and its measure. Many times we will refer to “angle  $\theta$ ” when we actually mean “the measure of angle  $\theta$ .”

**Note:** The little square by the vertex of the right angle in Figure 4 is used to indicate that the angle is a right angle. You will see this symbol often in the book.

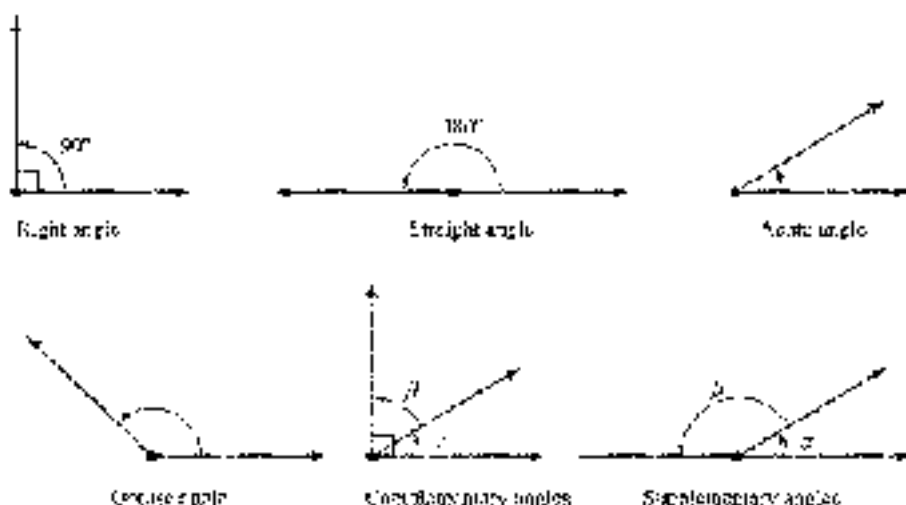


Figure 4

**EXAMPLE 1** Give the complement and the supplement of each angle.

- a.  $40^\circ$     b.  $110^\circ$     c.  $\theta$

### SOLUTION

- a. The complement of  $40^\circ$  is  $50^\circ$  since  $40^\circ + 50^\circ = 90^\circ$ .  
The supplement of  $40^\circ$  is  $140^\circ$  since  $40^\circ + 140^\circ = 180^\circ$ .
- b. The complement of  $110^\circ$  is  $-20^\circ$  since  $110^\circ + (-20^\circ) = 90^\circ$ .  
The supplement of  $110^\circ$  is  $70^\circ$  since  $110^\circ + 70^\circ = 180^\circ$ .
- c. The complement of  $\theta$  is  $90^\circ - \theta$  since  $\theta + (90^\circ - \theta) = 90^\circ$ .  
The supplement of  $\theta$  is  $180^\circ - \theta$  since  $\theta + (180^\circ - \theta) = 180^\circ$ . ■

## Triangles

A triangle is a three-sided polygon. Every triangle has three sides and three angles. We denote the angles (or vertices) with uppercase letters and the lengths of the sides with lowercase letters, as shown in Figure 5. It is standard practice in mathematics to label the sides and angles so that  $a$  is opposite  $A$ ,  $b$  is opposite  $B$ , and  $c$  is opposite  $C$ .

There are different types of triangles that are named according to the relative lengths of their sides or angles (Figure 6). In an *equilateral triangle*, all three sides are of equal length and all three angles are equal. An *isosceles triangle* has two equal sides and two equal angles. If all the sides and angles are different, the triangle is called *scalene*. In an *acute triangle*, all three angles are acute. An *obtuse triangle* has exactly one obtuse angle, and a *right triangle* has one right angle.

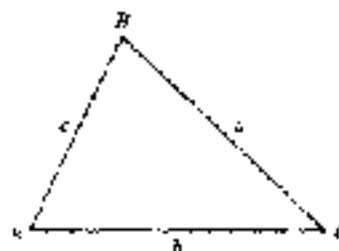


Figure 5

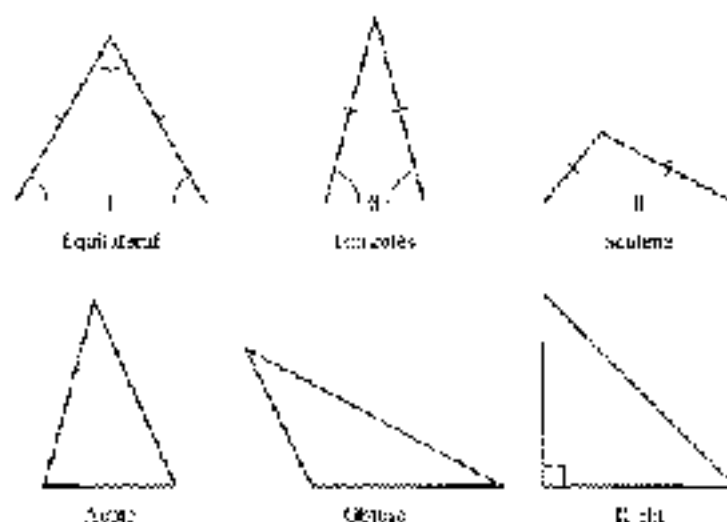


Figure 6

## Special Triangles

As we will see throughout this text, right triangles are very important to the study of trigonometry. In every right triangle, the longest side is called the *hypotenuse*, and it is always opposite the right angle. The other two sides are called the *legs* of the right triangle. Because the sum of the angles in any triangle is  $180^\circ$ , the other two angles in a right triangle must be complementary, acute angles. The Pythagorean Theorem that we mentioned in the introduction to this chapter gives us the relationship that exists among the sides of a right triangle. First we state the theorem.

### PYTHAGOREAN THEOREM

In any right triangle, the square of the length of the longest side (called the hypotenuse) is equal to the sum of the squares of the lengths of the other two sides (called legs).




Figure 7

$$\text{If } C = 90^\circ \\ \text{then } c^2 = a^2 + b^2$$

Next we will prove the Pythagorean Theorem. Part of the proof involves finding the area of a triangle. In any triangle, the area is given by the formula

$$A = \frac{1}{2}(\text{base})(\text{height})$$

For the right triangle shown in Figure 7, the base is  $b$ , and the height is  $a$ . Therefore the area is  $A = \frac{1}{2}ab$ .






Figure 8

## A Proof of the Pythagorean Theorem

There are many ways to prove the Pythagorean Theorem. The Group Project at the end of this chapter introduces several of these ways. The method that we are offering here is based on the diagram shown in Figure 8 and the formula for the area of a triangle.

Figure 8 is constructed by taking the right triangle in the lower right corner and repeating it three times so that the final diagram is a square in which each side has length  $a + b$ .

To derive the relationship between  $a$ ,  $b$ , and  $c$ , we simply notice that the area of the large square is equal to the sum of the areas of the four triangles and the inner square. In symbols we have

Area of large square	Area of four triangles	Area of inner square
$(a + b)^2$	$4\left(\frac{1}{2}ab\right)$	$c^2$

We expand the left side using the formula for the square of a binomial, from algebra. We simplify the right side by multiplying it with  $\frac{1}{2}$ .

$$a^2 + 2ab + b^2 = 2ab + c^2$$

Adding  $-2ab$  to each side, we have the relationship we are after

$$a^2 + b^2 = c^2$$



### EXAMPLE 9

Solve for  $x$  in the right triangle in Figure 9.




Figure 9

**SOLUTION** Applying the Pythagorean Theorem gives us a quadratic equation to solve.

$(x + 7)^2 + x^2 = 13^2$	
$x^2 + 14x + 49 + x^2 = 169$	Expand $(x + 7)^2$ and $13^2$ .
$2x^2 + 14x + 49 = 169$	Combine like terms.
$2x^2 + 14x - 120 = 0$	Add $-169$ to both sides.
$x^2 + 7x - 60 = 0$	Divide both sides by 2.
$(x - 5)(x + 12) = 0$	Factor the left side.
$x - 5 = 0$ or $x + 12 = 0$	Set each factor to 0.
$x = 5$ or $x = -12$	

Our only solution is  $x = 5$ . We cannot use  $x = -12$  because  $x$  is the length of a side of a right triangle and therefore cannot be negative. ■



**Note** The lengths of the sides of the first three examples (Jan 5, 13, and 14) where over the three sides of a right triangle are natural numbers, these three numbers are called a *Pythagorean triple*.



**EXAMPLE 3** Table in the introduction to this section gives the vertical rise of the Forest Knolls chair lift (Figure 10) as 1,170 feet and the length of the chair lift as 3,750 feet. To the nearest foot, find the horizontal distance covered by a person riding this lift.



Figure 10

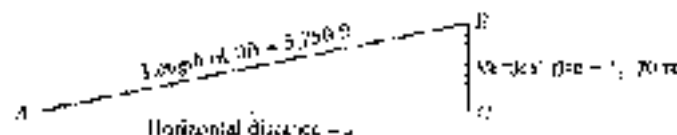


Figure 11

To find the horizontal distance covered by a person riding the chair lift we use the Pythagorean Theorem:

$$3,750^2 = x^2 + 1,170^2 \quad \text{Pythagorean Theorem}$$

$$9,062,500 = x^2 + 1,368,900 \quad \text{Simplify squares}$$

$$x^2 = 3,062,900 - 1,368,900 \quad \text{Solve for } x^2$$

$$x^2 = 3,093,400 \quad \text{Simplify the right side}$$

$$x = \sqrt{3,093,400}$$

$$x = 1,770 \quad \text{To the nearest foot}$$

A rider getting on the lift at point A and riding to point B will cover a horizontal distance of approximately 1,770 feet. ■

**History:** Having the Pythagorean Theorem, we would mention something about Pythagoras and his followers, the Pythagoreans. They established themselves as a secret society around the year 540 B.C. The Pythagoreans kept no written record of their work; everything was handed down by spoken word. Their influence was not only in mathematics, but also in religion, science, medicine, and music. Among other things, they discovered the correlation between musical notes and the reciprocals of certain numbers,  $\frac{1}{2}$ ,  $\frac{1}{3}$ ,  $\frac{1}{4}$ , and so on. In their daily lives they followed strict purity and moral codes to such even a higher rank in human lives. The British philosopher Bertrand Russell has referred to Pythagoras as "intellectually one of the most important men that ever lived."

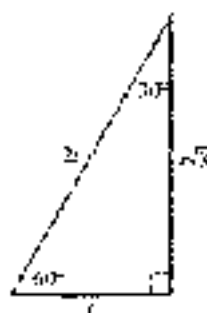


Figure 12

#### THE 30°-60°-90° TRIANGLE

In any right triangle in which the two acute angles are 30° and 60°, the longest side (the hypotenuse) is always twice the shortest side (the side opposite the 30° angle), and the side of medium length (the side opposite the 60° angle) is always  $\sqrt{3}$  times the shortest side (Figure 12).



Figure 13

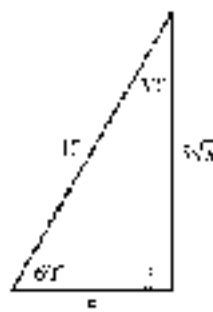


Figure 14

**Note:** The shortest side  $r$  is opposite the smallest angle  $30^\circ$ . The longest side  $2r$  is opposite the largest angle  $90^\circ$ .

To verify the relationship between the sides in this triangle, we draw an equilateral triangle (one in which all three sides are equal) and label half the base with  $r$  (Figure 13).

The altitude  $h$  (the colored line) bisects the base. We have two  $30^\circ$ - $60^\circ$ - $90^\circ$  triangles. The longest side in each is  $2r$ . We find that  $h$  is  $r\sqrt{3}$  by applying the Pythagorean Theorem:

$$\begin{aligned} h^2 + r^2 &= (2r)^2 \\ h &= \sqrt{4r^2 - r^2} \\ &= \sqrt{3r^2} \\ &= r\sqrt{3} \end{aligned}$$

**EXAMPLE 4** If the shortest side of a  $30^\circ$ - $60^\circ$ - $90^\circ$  triangle is 5, find the other two sides.

**SOLUTION** The longest side is 10 (twice the shortest side), and the side opposite the  $60^\circ$  angle is  $5\sqrt{3}$  (Figure 14). ■

**EXAMPLE 5** A ladder is leaning against a wall. The top of the ladder is 4 feet above the ground and the bottom of the ladder makes an angle of  $60^\circ$  with the ground (Figure 15). How long is the ladder, and how far from the wall is the bottom of the ladder?

**SOLUTION** The triangle formed by the ladder, the wall, and the ground is a  $30^\circ$ - $60^\circ$ - $90^\circ$  triangle. If we let  $x$  represent the distance from the bottom of the ladder to the wall, then the length of the ladder can be represented by  $2x$ . The distance from the top of the ladder to the ground is  $x\sqrt{3}$ , since it is opposite the  $60^\circ$  angle (Figure 16). It is also given as 4 feet. Therefore,

$$\begin{aligned} x\sqrt{3} &= 4 \\ x &= \frac{4}{\sqrt{3}} \\ &= \frac{4\sqrt{3}}{3} \end{aligned}$$

Rationalize the denominator by multiplying the numerator and denominator by  $\sqrt{3}$ .



Figure 15

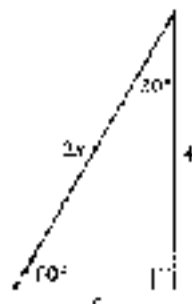


Figure 16



The distance from the bottom of the ladder to the wall,  $x$ , is  $4\sqrt{3}/3$  feet, so the length of the ladder,  $z$ , must be  $8\sqrt{3}/3$  feet. Note that these lengths are given in exact values. If we want a decimal approximation for them, we can replace  $\sqrt{3}$  with 1.732 to obtain

$$\frac{4\sqrt{3}}{3} \approx \frac{4(1.732)}{3} = 2.3094$$

$$\frac{8\sqrt{3}}{3} \approx \frac{8(1.732)}{3} = 4.6188$$



Figure 17

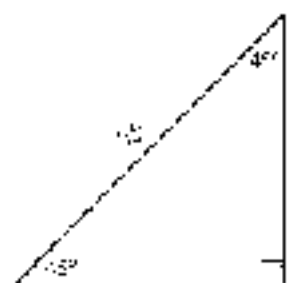


Figure 18

Figure 18

**Calculations Note** On a scientific calculator, the last calculation could be done as follows:

$$8 \times 3 \left[ \sqrt{\quad} \right] \div 3 =$$

On a graphing calculator, the calculation is done like this (Figure 19):

$$8 \left[ \frac{\square}{\square} \right] \left[ \sqrt{\quad} \right] \left[ \div \right] \left[ \frac{\square}{\square} \right] \left[ = \right] 4.6188$$

Some graphing calculators use parentheses with certain functions, such as the square root function. For example, the TI-84 will automatically insert a left parenthesis, so TI-84 users should skip this key. Other models do not require them. For the sake of clarity, we will often include parentheses throughout this page. You may be able to omit one or both parentheses with your model.

#### THE 45°-45°-90° TRIANGLE

If the two acute angles in a right triangle are both  $45^\circ$ , then the two shorter sides (the legs) are equal, and the longest side (the hypotenuse) is  $\sqrt{2}$  times as long as the shorter sides. That is, if the shorter sides are of length  $x$ , then the longest side has length  $x\sqrt{2}$  (Figure 20).

To verify this relationship, we simply note that if the two acute angles are equal, then the sides opposite them are also equal. We apply the Pythagorean Theorem to find the length of the hypotenuse.

$$\begin{aligned} \text{hypotenuse} &= \sqrt{x^2 + x^2} \\ &= \sqrt{2x^2} \\ &= x\sqrt{2} \end{aligned}$$

**EXAMPLE 6** A 10-foot rope connects the top of a tent pole to the ground. If the rope makes an angle of  $45^\circ$  with the ground, find the length of the tent pole (Figure 21).

**SOLUTION** Assuming that the tent pole forms an angle of  $90^\circ$  with the ground, the triangle formed by the rope, tent pole, and the ground is a  $45^\circ$ - $45^\circ$ - $90^\circ$  triangle (Figure 22).

If we let  $x$  represent the length of the tent pole, then the length of the rope, in terms of  $x$ , is  $x\sqrt{2}$ . It is also given as 10 feet. Therefore,

$$\begin{aligned} x\sqrt{2} &= 10 \\ x &= \frac{10}{\sqrt{2}} = 5\sqrt{2} \end{aligned}$$



Figure 19

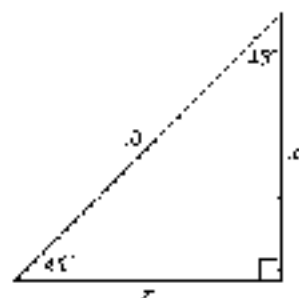


Figure 20

The length of the test pole is  $5\sqrt{2}$  feet. Again,  $5\sqrt{2}$  is the exact value of the length of the test pole. To find a decimal approximation, we replace  $\sqrt{2}$  with 1.414 to obtain

$$5\sqrt{2} \approx 5(1.414) = 7.07 \text{ ft}$$

### GETTING READY FOR CLASS

After reading through the preceding section, respond in your own words and in complete sentences.

- What do we call the point where two rays come together to form an angle?
- In your own words, define complementary angles.
- In your own words, define supplementary angles.
- Why is it important to recognize  $30^\circ$ - $60^\circ$ - $90^\circ$  and  $45^\circ$ - $45^\circ$ - $90^\circ$  triangles?

### PROBLEM SET 7.1

Indicate which of the angles below are acute angles and which are obtuse angles. Then give the complement and the supplement of each angle.

- |                |                |                |               |
|----------------|----------------|----------------|---------------|
| 1. $10^\circ$  | 2. $80^\circ$  | 3. $175^\circ$ | 4. $90^\circ$ |
| 5. $1.4^\circ$ | 6. $165^\circ$ | 7. $\alpha$    | 8. $\beta$    |

Problems 9 through 14 refer to Figure 21. (Remember: The sum of the three angles in any triangle is always  $180^\circ$ .)

- |   |  |
|---|--|
| 9. Find $\alpha$ if $\beta = 30^\circ$ .                              | 11. Find $\theta$ if $\beta = 45^\circ$ .  |
| 10. Find $\alpha$ if $\theta = \alpha$ .                              | 12. Find $\alpha$ if $\theta = 75^\circ$ . |
| 13. Find $A$ if $B = 70^\circ$ and $\alpha = \beta = 10^\circ$ .      |  |
| 14. Find $\theta$ if $\alpha = \beta = 80^\circ$ and $A = 80^\circ$ . |  |

Figure 22 shows a walkway with a handrail. Angle  $\alpha$  is the angle between the walkway and the horizontal, while angle  $\beta$  is the angle between the vertical posts of the handrail and the walkway. Use Figure 22 to work Problems 15 through 18. (Assume that the vertical posts are perpendicular to the horizontal.)

15. Are angles  $\alpha$  and  $\beta$  complementary or supplementary angles?



Figure 21



Figure 22

◄ = Tutorial available on video

► = Tutorial available online



16. If we did not know that the vertical pole is perpendicular to the horizontal, could we answer Problem 15?
17. Find  $\beta$  if  $\alpha = 25^\circ$ .
18. Find  $\alpha$  if  $\beta = 57^\circ$ .
19. **Rotating Light** The red light on the top of a lighthouse rotates through one complete revolution every 2 seconds. Through how many degrees does it rotate in 1 second?
20. **Rotating Light** A searchlight rotates through one complete revolution every 4 seconds. How long does it take the light to rotate through  $90^\circ$ ?
21. **Clock** Through how many degrees does the hour hand of a clock move in 4 hours?
22. **Rotation of the Earth** It takes the earth 24 hours to make one complete revolution on its axis. Through how many degrees does the earth turn in 12 hours?
23. **Geometry** An equilateral triangle is a triangle in which all three sides are equal. What is the measure of each angle in an equilateral triangle?
24. **Geometry** An isosceles triangle is a triangle in which two sides are equal in length. The angle between the two equal sides is called the vertex angle, while the other two angles are called the base angles. If the vertex angle is  $40^\circ$ , what is the measure of the base angles?

Problems 25 through 30 refer to right triangle  $ABC$ , with  $C = 90^\circ$ .

25. If  $a = 4$  and  $b = 3$ , find  $c$ .
26. If  $a = 6$  and  $b = 8$ , find  $c$ .
27. If  $a = 3$  and  $c = 17$ , find  $b$ .
28. If  $a = 2$  and  $c = 6$ , find  $b$ .
29. If  $b = 12$  and  $c = 13$ , find  $a$ .
30. If  $b = 60$  and  $c = 25$ , find  $a$ .

Solve each in each of the following right triangles:

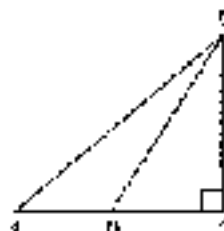
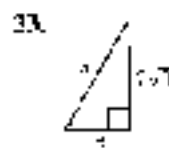
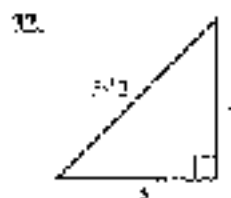
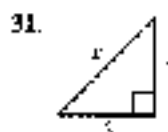
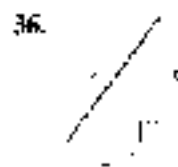
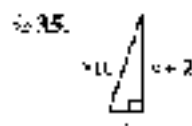
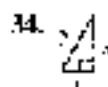


FIGURE 23



Problems 37 and 38 refer to Figure 23.

37. Find  $AB$  if  $BC = 4$ ,  $BD = 3$ , and  $AD = 2$ .
38. Find  $BD$  if  $BC = 5$ ,  $AB = 13$ , and  $AD = 4$ .



FIGURE 24

Problems 39 and 40 refer to Figure 24, which shows a circle with center at  $C$  and a radius of  $r$ , and right triangle  $ABC$ .

39. Find  $r$  if  $AB = 7$  and  $AD = 8$ .
40. Find  $r$  if  $AB = 8$  and  $AD = 12$ .

41. **Pythagorean Theorem** The roof of a house is to extend up 13.5 feet above the ceiling, which is 35 feet across, forming an isosceles triangle (Figure 25). Find the length of one side of the roof.



Figure 25



Figure 26

42. **Surveying** A surveyor is attempting to find the distance across a pond. From a point on one side of the pond he walks 75 yards to the end of the pond and then makes a 90° turn and walks another 60 yards before coming to a point directly across the pond from the point at which he started. What is the distance across the pond? (See Figure 26.)

Find the remaining sides of a  $40^\circ$ - $60^\circ$ - $80^\circ$  triangle if:

- |                                       |                                       |
|---------------------------------------|---------------------------------------|
| 43. the shortest side is 4            | 44. the shortest side is 3            |
| 45. the longest side is 6             | 46. the longest side is 5             |
| 47. the side opposite $60^\circ$ is 6 | 48. the side opposite $60^\circ$ is 4 |
49. **Escalator** An escalator in a department store is to carry people a vertical distance of 20 feet between floors. How long is the escalator if it makes an angle of  $30^\circ$  with the ground?
50. **Escalator** What is the length of the escalator in Problem 49 if it makes an angle of  $60^\circ$  with the ground?
51. **Tent Design** A two-person tent is to be made so that the height at the center is 4 feet. If the sides of the tent are to meet the ground at an angle of  $60^\circ$ , and the tent is to be 6 feet in length, how many square feet of material will be needed to make the tent? (Figure 27, assume that the tent has a floor and is closed at both ends, and give your answers in exact form and approximate to the nearest tenth of a square foot.)

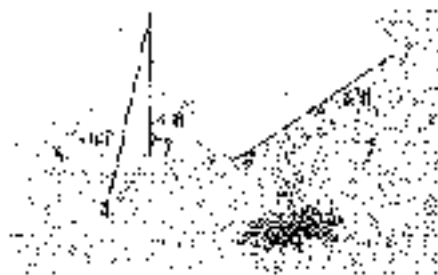


Figure 27

52. **Tent Design** If the height at the center of the tent in Problem 51 is to be 3 feet, how many square feet of material will be needed to make the tent?





Find the remaining sides of a  $45^\circ$ - $45^\circ$ - $90^\circ$  triangle if

53. the shorter sides are each  $\frac{1}{2}$ .      54. the shorter sides are each  $\frac{1}{3}$ .  
 55. the longest side is  $8\sqrt{2}$ .      56. the longest side is  $5\sqrt{2}$ .  
 57. the longest side is 4.      58. the longest side is 12.

59. **Distance a Bullet Travels:** A bullet is fired into the air at an angle of  $45^\circ$ . How far does it travel before it is 1,000 feet above the ground? (Assume that the bullet travels in a straight line, neglect the forces of gravity, and give your answer to the nearest foot.)

60. **Time a Bullet Travels:** If the bullet in Problem 59 is traveling at 2,828 feet per second, how long does it take for the bullet to reach a height of 1,000 feet?

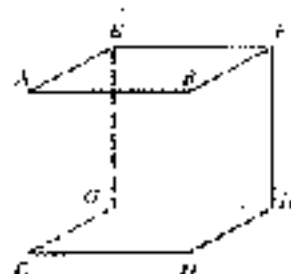


Figure 28

**Geometry: Characteristics of a Cube** The object shown in Figure 28 is a cube (all edges are equal in length).

61. If the length of each edge of the cube shown in Figure 28 is 1 inch, find  
 a. the length of diagonal  $CH$ .      b. the length of diagonal  $CF$ .  
 62. If the length of each edge of the cube shown in Figure 28 is 5 centimeters, find  
 a. the length of diagonal  $CH$ .      b. the length of diagonal  $CF$ .  
 63. If the length of each edge of the cube shown in Figure 28 is unknown, we can represent it with the variable  $x$ . Then we can write formulas for the lengths of any of the diagonals. Finish each of the following statements.  
 a. If the length of each edge of a cube is  $x$ , then the length of the diagonal of any face of the cube will be .....  
 b. If the length of each edge of a cube is  $x$ , then the length of any diagonal that passes through the center of the cube will be .....
64. What is the measure of  $\angle CGH$  in Figure 28?

#### EXTENDING THE CONCEPTS

65. **The Spiral of Roots** The construction in the chapter shows the Spiral of Roots. The following three figures (Figures 29, 30, and 31) show the first three stages in the construction of the Spiral of Roots. Using graph paper and a ruler, construct the Spiral of Roots, labeling each diagram as you draw it. In the panel where you can see a line segment with a length of  $\sqrt{10}$ .

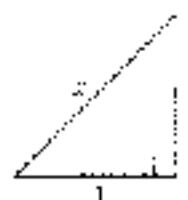


Figure 29

$$x = \sqrt{1^2 + 1^2} \\ = \sqrt{2}$$



Figure 30

$$x = \sqrt{(\sqrt{2})^2 + 1^2} \\ = \sqrt{2 + 1} \\ = \sqrt{3}$$

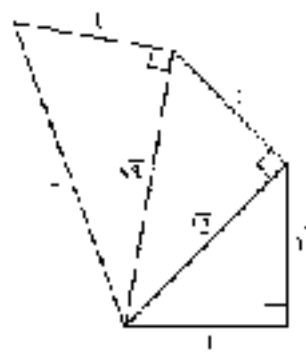


Figure 31

$$x = \sqrt{(\sqrt{3})^2 + 1^2} \\ = \sqrt{3 + 1} \\ = \sqrt{4}$$

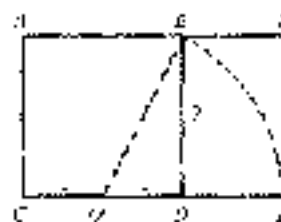


Figure 32

66. **The Golden Ratio** The rectangle  $ACED$  (Figure 32) is a golden rectangle. It is constructed from a square  $ACDE$  by holding line segment  $CE$  fixed at point  $C$  and then letting point  $E$  drop down until  $CE$  aligns with  $CD$ . The ratio of the length to the width in the golden rectangle is called the *golden ratio*. Find the lengths below to 2 decimal places at the golden ratio.

- a. Find the length of  $DB$ .      b. Find the length of  $CE$ .  
 c. Find the length of  $CE$ .      d. Find the ratio  $\frac{CE}{DE}$ .

## SECTION 1.2 THE RECTANGULAR COORDINATE SYSTEM



René Descartes

COURTESY OF THE UNIVERSITY OF MICHIGAN LIBRARY OF THE ARTS

The book *The Closing of the American Mind* by Allan Bloom was published in 1987 and spent many weeks in the bestseller list. In the book, Mr. Bloom reveals being in a restaurant in France and overhearing a waiter call another waiter a “Cartesian.” He goes on to say that French people today define themselves in terms of the philosophy of either René Descartes (1595–1650) or Blaise Pascal (1623–1662). Followers of Descartes are sometimes referred to as *Cartesians*. As a philosopher, Descartes is responsible for the statement “I think, therefore I am.” In mathematics, Descartes is credited with, among other things, the invention of the rectangular coordinate system, which we sometimes call the *Cartesian coordinate system*. Until Descartes invented his coordinate system in 1637, algebra and geometry were treated as separate subjects. The rectangular coordinate system allows us to connect algebra and geometry by associating geometric shapes with algebraic equations. For example, every nonvertical straight line (a segment or a line) can be paired with an equation of the form  $y = mx + b$  (an algebraic concept), where  $m$  and  $b$  are real numbers, and  $x$  and  $y$  are variables that we associate with the axes of a coordinate system. In this section we will review some of the concepts developed around the rectangular coordinate system and graphing in two dimensions.

The rectangular (or Cartesian) coordinate system is shown in Figure 1. The axes divide the plane into four *quadrants* that are numbered through IV in a counterclockwise direction. Looking at Figure 1, we see that any point in quadrant I will have both coordinates positive, that is,  $(+, +)$ ; in quadrant II, the form is  $(-, +)$ ; in quadrant III, the form is  $(-, -)$ ; and in quadrant IV it is  $(+, -)$ . Also, any point on the  $x$ -axis will have

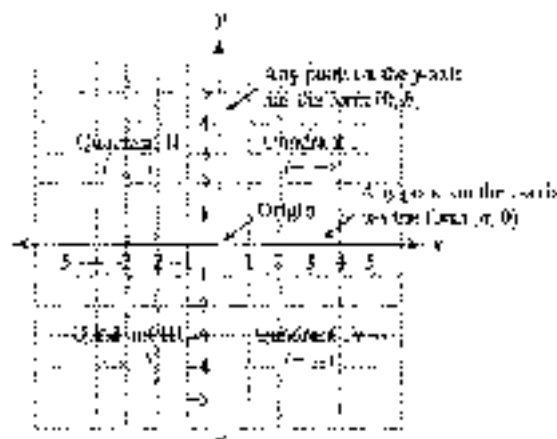


Figure 1



a  $y$ -coordinate of 0 (no vertical displacement), and any point on the  $y$ -axis will have an  $x$ -coordinate of 0 (no horizontal displacement).

## Graphing Lines

**EXAMPLE 1** Graph the line  $y = \frac{3}{2}x$ .

**NOTE** Figure 1 illustrates the connection between algebra and geometry that we mentioned in the opening box to this section. The rectangular coordinate system allows us to associate the equation

$$y = \frac{3}{2}x$$

an algebraic concept, with a specific straight line (a geometric concept). The study of the relationship between equations (algebra) and lines, rays, and geometric figures is called *analytic geometry*, and is based on the Cartesian coordinate system (after R. Descartes).

**SOLUTION** Because the equation of the line is written in slope-intercept form, we see that the slope of the line is  $\frac{3}{2} = 1.5$  and the  $y$ -intercept is 0. To graph the line, we begin at the origin and use the slope to locate a second point. For every unit we traverse to the right, the line will rise 1.5 units. If we traverse 2 units to the right, the line will rise 3 units, giving us the point (2, 3). Or, if we traverse 3 units to the right, the line will rise 4.5 units, yielding the point (3, 4.5). The graph of the line is shown in Figure 2.

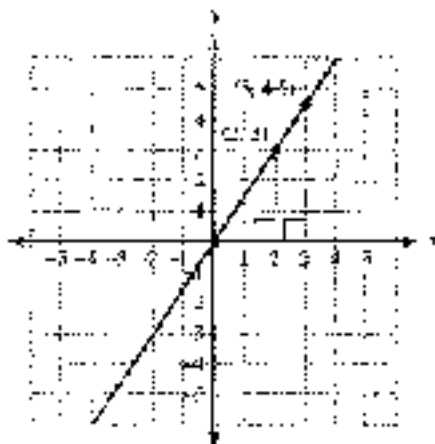


Figure 2

Note in Example 1 that the points (2, 3) and (3, 4.5) create two similar right triangles whose corresponding sides are in proportion. That is,

$$\frac{4.5}{3} = \frac{3}{2}$$

In general, for any point  $(x, y)$  on the line other than the origin, the ratio  $y/x$  will always be equal to the ratio  $\frac{3}{2}$ , which is the slope of the line.

### USING THE

#### GRAPHING CALCULATOR

We can use a graphing calculator to verify that for any point (other than the origin) on the graph of the line  $y = \frac{3}{2}x$ , the ratio of the  $y$ -coordinate to the  $x$ -coordinate will always be equivalent to the slope of  $\frac{3}{2}$ , or 1.5, as a decimal.

Define this function as  $Y1 = 3x/2$ . To match the graph shown in Figure 3, set the window variables so that  $-6 \leq x \leq 6$  and  $-6 \leq y \leq 6$ . (By this, we mean that Xmin = -6, Xmax = 6, Ymin = -6, and Ymax = 6. We will assume that the scales for both axes, Xscl and Yscl, are set to 1 unless noted otherwise.) Use the TRACE feature to move the cursor to any point on the line other than the origin itself



Figure 3



Figure 4

(Figure 3) The current coordinates are stored in the variables  $x$  and  $y$ . If we check the ratio  $y/x$ , the result should be the slope of 1.5 as shown in Figure 4. Try this for several different points to see that the ratio is always the same.

## Graphing Parabolas

Recall from your algebra classes that any parabola that opens up or down can be described by an equation of the form

$$y = a(x - h)^2 + k$$

Like wise, any equation of this form will have a graph that is a parabola. The highest or lowest point on the parabola is called the vertex. The coordinates of the vertex are  $(h, k)$ . The value of  $a$  determines how wide or narrow the parabola will be and whether it opens upward or downward.



**EXAMPLE 2** At the 1897 Washington County Fair in Oregon, David Smith, Jr., The Bullet, was shot from a cannon. As a human cannonball, he reached a height of 70 feet before landing in a net 160 feet from the cannon. Sketch the graph of his path, and then find the equation of the graph.

**SOLUTION** We assume that the path taken by the human cannonball is a parabola. If the origin of the coordinate system is at the opening of the cannon, then the net that catches him will be at 160 on the  $x$ -axis. Figure 5 shows a graph of this path.

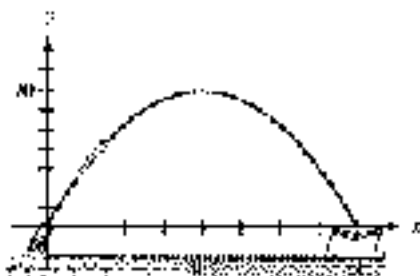


Figure 5

Because the curve is a parabola we know that the equation will have the form

$$y = a(x - h)^2 + k$$

**NOTE** Although quadratic functions are not pertinent to a study of trigonometry, this example introduces the Cartesian Coordinate system that runs throughout the text and lays the foundation for problems that will follow in later sections. Where this Cartesian coordinate are used.



Because the vertex of the parabola is at  $(80, 70)$ , we can fill in two of the three constants in our equation, giving us

$$y = a(x - 80)^2 + 70.$$

To find  $a$  we note that the landing point will be  $(160, 0)$ . Substituting the coordinates of this point into the equation, we solve for  $a$ .

$$0 = a(160 - 80)^2 + 70$$

$$0 = a(80)^2 + 70$$

$$0 = 6400a + 70$$

$$a = -\frac{70}{6400} = -\frac{7}{640}$$

The equation that describes the path of the human cannonball is

$$y = -\frac{7}{640}(x - 80)^2 + 70 \text{ for } 0 \leq x \leq 160 \quad \blacksquare$$

### USING THE CALCULATOR

To verify that the equation from Example 2 is correct, we can graph the parabola and check the vertex and the  $x$ -intercepts. Graph the equation, using the window settings shown below.

$$0 \leq x \leq 160, \text{ scale} = 20; 0 \leq y \leq 80, \text{ scale} = 10$$

Use the appropriate command on your calculator to find the maximum point on the graph (Figure 6), which is the vertex. Then evaluate the function at  $x = 0$  and again at  $x = 160$  to verify the  $x$ -intercepts (Figure 7).

**Note:** There are a variety of different models of graphing calculators, and each model has its own set of commands. For example, to perform the previous steps on a TI-84 we would press **2nd** **CALC** and use the **maximum** and **value** commands. On a TI-86, it is the **FMAX** and **EVAL** commands found in the **GRAPH** menu. Because we have no way of knowing which model of calculator you are working with, we will generally avoid providing specific key labels or command names throughout the remainder of this book. Check your calculator manual to find the appropriate command for your particular model.



Figure 6



Figure 7

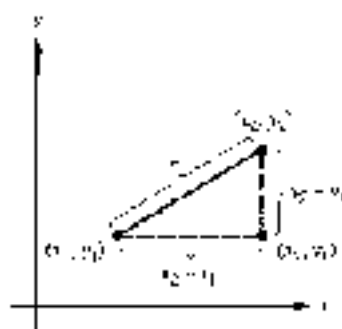
## The Distance Formula

Our next definition gives us a formula for finding the distance between any two points on the coordinate system.

### THE DISTANCE FORMULA

The distance between any two points  $(x_1, y_1)$  and  $(x_2, y_2)$  in a rectangular coordinate system is given by the formula

$$d = \sqrt{(x_2 - x_1)^2 + (y_2 - y_1)^2}$$



$$r^2 = (x_2 - x_1)^2 + (y_2 - y_1)^2$$

$$r = \sqrt{(x_2 - x_1)^2 + (y_2 - y_1)^2}$$

Figure 8

The distance formula can be derived by applying the Pythagorean Theorem to the right triangle in Figure 8. Because  $r$  is a distance,  $r \geq 0$ .

**EXAMPLE 3** Find the distance between the points  $(-1, 5)$  and  $(2, 1)$ .

**SOLUTION** It makes no difference which of the points we call  $(x_1, y_1)$  and which we call  $(x_2, y_2)$ , because this distance will be the same between the two points regardless (Figure 9).

$$\begin{aligned} r &= \sqrt{(2 - (-1))^2 + (1 - 5)^2} \\ &= \sqrt{9 + (-4)^2} \\ &= \sqrt{9 + 16} \\ &= \sqrt{25} \\ &= 5 \end{aligned}$$

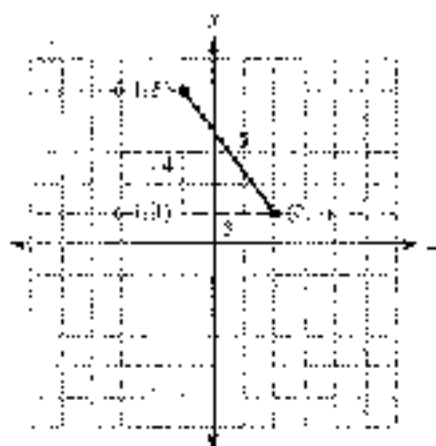


Figure 9

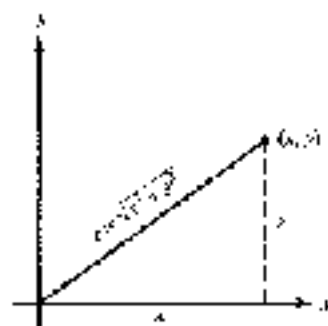


Figure 10

**EXAMPLE 4** Find the distance from the origin to the point  $(x, y)$ .

**SOLUTION** The coordinates of the origin are  $(0, 0)$ . As shown in Figure 10, applying the distance formula, we have

$$\begin{aligned} r &= \sqrt{(x - 0)^2 + (y - 0)^2} \\ &= \sqrt{x^2 + y^2} \end{aligned}$$

## Circles

Because of their perfect symmetry, circles have been used for thousands of years in many disciplines, including art, science, and religion. One example is Stonehenge, a 4,500-year-old site in England. The arrangement of the stones is based on a circular plan that is thought to have both religious and astronomical significance.

A circle is defined as the set of all points in the plane that are a fixed distance from a given fixed point. The fixed distance is the *radius* of the circle, and the fixed point is called the *center*. If we let  $r > 0$  be the radius,  $(h, k)$  the center, and  $(x, y)$  represent any point on the circle, then  $(x, y)$  is  $r$  units from  $(h, k)$  as Figure 11 illustrates. Applying the distance formula, we have

$$\sqrt{(x - h)^2 + (y - k)^2} = r$$

Squaring both sides of this equation gives the formula for a circle:

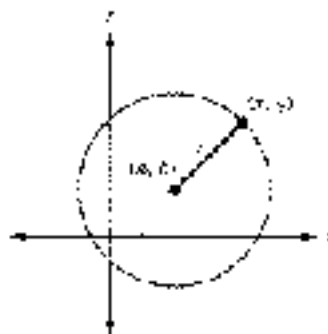


Figure 11



### EQUATION OF A CIRCLE

The equation of a circle with center  $(h, k)$  and radius  $r > 0$  is given by the formula

$$(x - h)^2 + (y - k)^2 = r^2$$

If the center is at the origin so that  $(h, k) = (0, 0)$ , this simplifies to

$$x^2 + y^2 = r^2$$

**EXAMPLE 5** Verify that the points  $\left(\frac{1}{\sqrt{2}}, \frac{1}{\sqrt{2}}\right)$  and  $\left(-\frac{\sqrt{3}}{2}, -\frac{1}{2}\right)$  both lie on a circle of radius 1 centered at the origin.

**SOLUTION** Because  $r = 1$ , the equation of the circle is  $x^2 + y^2 = 1$ . We check each point by showing that the coordinates satisfy the equation.

$$\text{If } x = \frac{1}{\sqrt{2}} \text{ and } y = \frac{1}{\sqrt{2}}$$

$$\text{If } x = -\frac{\sqrt{3}}{2} \text{ and } y = -\frac{1}{2}$$

$$\begin{aligned} \text{Then } x^2 + y^2 &= \left(\frac{1}{\sqrt{2}}\right)^2 + \left(\frac{1}{\sqrt{2}}\right)^2 \\ &= \frac{1}{2} + \frac{1}{2} \\ &= 1 \end{aligned}$$

$$\begin{aligned} \text{Then } x^2 + y^2 &= \left(-\frac{\sqrt{3}}{2}\right)^2 + \left(-\frac{1}{2}\right)^2 \\ &= \frac{3}{4} + \frac{1}{4} \\ &= 1 \end{aligned}$$

The graph of the circle and the two points are shown in Figure 12.

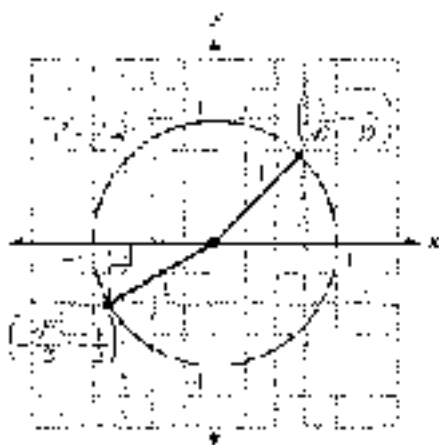


Figure 12

The circle  $x^2 + y^2 = 1$  from Example 5 is called the *unit circle* because its radius is 1. As you will see, it will be an important part of our study of trigonometry that we will give in Chapter 4.





Figure 13

**USING**

To graph the circle  $x^2 + y^2 = 1$  on a graphing calculator, we must first isolate  $y$ :

$$y^2 = 1 - x^2$$

$$y = \pm \sqrt{1 - x^2}$$

Because of the  $\pm$  sign, we see that a circle is really the union of two separate functions. The positive square root represents the top half of the circle and the negative square root represents the bottom half. Define these functions separately (Figure 14).

When you graph both functions, you will probably see a circle that is not quite round and has gaps near the  $x$ -axis (Figure 14). Getting rid of the gaps can be tricky, and it requires a good understanding of how your calculator works. However, we can easily make the circle appear round using the zoom-square command (Figure 15).



Figure 14



Figure 15

**Angles in Standard Position****DEFINITION**

An angle is said to be in *standard position* if its initial side is along the positive  $x$ -axis and its vertex is at the origin.

Copyright 2010 Cengage Learning. All Rights Reserved. May not be copied, scanned, or duplicated, in whole or in part. WCN 02-200-203

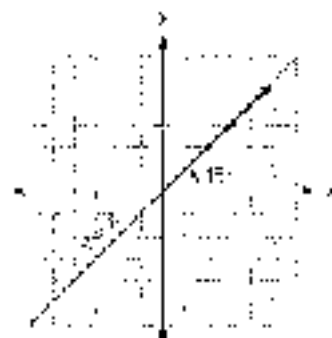


Figure 16

**EXAMPLE 6**

Draw an angle of  $45^\circ$  in standard position and find a point on the terminal side.

**SOLUTION** If we draw  $45^\circ$  in standard position, we see that the terminal side is along the line  $y = x$  in quadrant I (Figure 16). Because the terminal side of  $45^\circ$  lies along the line  $y = x$  in the first quadrant, any point on the terminal side will have positive coordinates that satisfy the equation  $y = x$ . Here are some of the points that do just that:

$$(1, 1) \quad (2, 2) \quad (3, 3) \quad (\sqrt{2}, \sqrt{2}) \quad \left(\frac{1}{2}, \frac{1}{2}\right) \quad \left(\frac{7}{8}, \frac{7}{8}\right) \quad \blacksquare$$



### VOCABULARY

If angle  $\theta$  is in standard position and the terminal side of  $\theta$  lies in quadrant I, then we say  $\theta$  lies in quadrant I and we abbreviate  $\theta$  like this:

$$\theta \in \text{QI}$$

Likewise,  $\theta \in \text{QII}$  means  $\theta$  is in standard position with its terminal side in quadrant II.

If the terminal side of an angle in standard position lies along one of the axes, then that angle is called a *quadrantal angle*. For example, an angle of  $90^\circ$  drawn in standard position would be a quadrantal angle, because the terminal side would lie along the positive  $y$  axis. Likewise,  $270^\circ$  in standard position is a quadrantal angle because the terminal side would lie along the negative  $y$  axis (Figure 17).

Two angles in standard position with the same terminal side are called *coterminal angles*. Figure 18 shows that  $60^\circ$  and  $-300^\circ$  are coterminal angles when they are in standard position. Notice that these two angles differ by  $360^\circ$ . That is,  $60^\circ - (-300^\circ) = 360^\circ$ . Coterminal angles always differ from each other by some multiple of  $360^\circ$ .

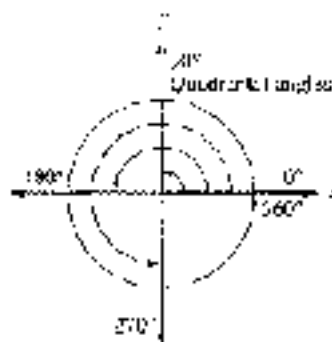


Figure 17

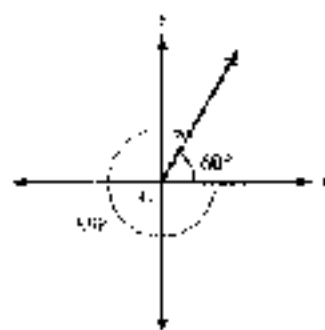


Figure 18

**EXAMPLE 6** Draw  $-90^\circ$  in standard position and find two positive angles and two negative angles that are coterminal with  $-90^\circ$ .

**SOLUTION** Figure 19 shows  $-90^\circ$  in standard position. To find a coterminal angle, we must traverse a full revolution in the positive direction or the negative direction.



Figure 19

One revolution in the positive direction:	$-90^\circ + 360^\circ = 270^\circ$
A second revolution in the positive direction:	$270^\circ + 360^\circ = 630^\circ$
One revolution in the negative direction:	$90^\circ - 360^\circ = -270^\circ$
A second revolution in the negative direction:	$-270^\circ - 360^\circ = -630^\circ$

Thus,  $370^\circ$  and  $650^\circ$  are two positive angles coterminal with  $-50^\circ$  and  $-450^\circ$  and  $-810^\circ$  are two negative angles coterminal with  $-90^\circ$ . Figures 20 and 21 show two of these angles.

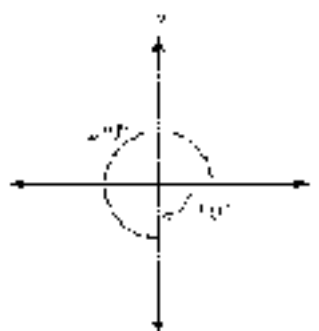


Figure 20

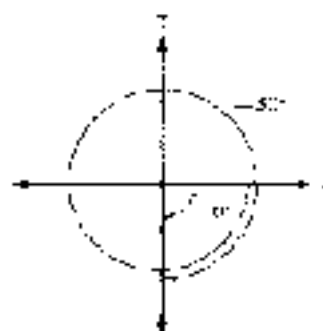


Figure 21

**Note:** There are actually an infinite number of angles that are coterminal with  $-90^\circ$ . We can find a coterminal angle by adding or subtracting  $360^\circ$  any number of times. If we let  $k$  be any integer, then the angle  $-90^\circ + 360^\circ k$  will be coterminal with  $-90^\circ$ . For example, if  $k = 2$ , then

$$-90^\circ + 360^\circ(2) = -90^\circ + 720^\circ = 630^\circ$$

is a coterminal angle as shown previously in Example 7.

**EXAMPLE 8** Find all angles that are coterminal with  $120^\circ$ .

**SOLUTION** For any integer  $k$ ,  $120^\circ + 360^\circ k$  will be coterminal with  $120^\circ$ .

The diagram in Figure 22 shows some of the more common positive angles. We will see these angles often. Each angle is in standard position. Next to the terminal side of each angle is the degree measure of the angle. To simplify the diagram, we have made each of the terminal sides one unit long by drawing them out to the unit circle only.

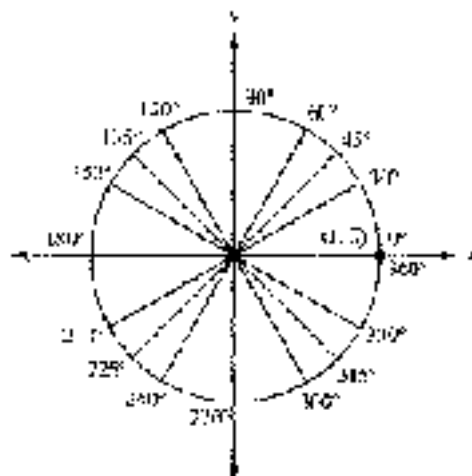


Figure 22



### GETTING READY FOR CLASS

After reading through the preceding section, respond in your own words and in complete sentences.

- What is the unit circle? What is the equation for it?
- Explain how the distance formula and the Pythagorean Theorem are related.
- What is meant by standard position for an angle?
- Given any angle, explain how to find another angle that is coterminal with it.

### PROBLEM SET 1.2

Determine which quadrant contains each of the following points.

- $(2, -4)$
- $(-2, -2)$
- $(1, \sqrt{2})$
- $(-\sqrt{3}, 1)$

Graph each of the following lines.

- $y = x$
- $y = -mx$
- $y = \frac{1}{2}x + 1$
- $y = -2x$

- In what two quadrants do all the points have negative  $x$ -coordinates?
- In what two quadrants do all the points have negative  $y$ -coordinates?
- For points  $(x, y)$  in quadrant I, the ratio  $x/y$  is always positive because  $x$  and  $y$  are always positive. In what other quadrant is the ratio  $x/y$  always positive?
- For points  $(x, y)$  in quadrant II, the ratio  $x/y$  is always negative because  $x$  is negative and  $y$  is positive in quadrant II. In what other quadrant is the ratio  $x/y$  always negative?

Graph each of the following parabolas.

- $y = x^2 - 4$
- $y = (x - 2)^2$
- $y = (x + 5)^2 - 4$
- $y = \frac{1}{4}(x + 2)^2 + 4$

- Use your graphing calculator to graph  $y = ax^2$  for  $a = \frac{1}{25}, \frac{1}{2}, 1, 5,$  and  $10$ . Copy all five graphs onto a single coordinate system and label each one. What happens to the shape of the parabola as the value of  $a$  gets close to zero? What happens to the shape of the parabola when the value of  $a$  gets "large"?
- Use your graphing calculator to graph  $y = ax^2$  for  $a = \frac{1}{4}, 1,$  and  $5$ , then again for  $a = -\frac{1}{4}, -1,$  and  $-5$ . Copy all six graphs onto a single coordinate system and label each one. Explain how a negative value of  $a$  affects the parabola.
- Use your graphing calculator to graph  $y = (x - h)^2$  for  $h = -2, 0,$  and  $3$ . Copy all three graphs onto a single coordinate system, and label each one. What happens to the position of the parabola when  $h < 0$ ? What if  $h > 0$ ?
- Use your graphing calculator to graph  $y = x^2 + k$  for  $k = -3, 0,$  and  $3$ . Copy all three graphs onto a single coordinate system, and label each one. What happens to the position of the parabola when  $k < 0$ ? What if  $k > 0$ ?

$x$  = Enter a variable or number

$\rightarrow$  = Enter a variable or line



21. **Human Cannonball** A human cannonball is shot from a cannon at the county fair. He reaches a height of 40 feet before landing in a net 160 feet from the cannon. Sketch the graph of his path, and then find the equation of the graph. Verify that your equation is correct using your graphing calculator.



22. **Human Cannonball** Referring to Problem 21, find the height reached by the human cannonball after he has traveled 40 feet horizontally, and after he has traveled 150 feet horizontally. Verify that your answers are correct using your graphing calculator.

Find the distance between the following points:

23.  $(3, 7), (6, 3)$

24.  $(4, 7), (8, 1)$

25.  $(1, 12), (5, 8)$

26.  $(-3, 0), (0, 4)$

27.  $(-1, -2), (-10, 5)$

28.  $(-3, 8), (-1, 6)$

29. Find the distance from the origin out to the point  $(3, -4)$ .

30. Find the distance from the origin out to the point  $(12, -5)$ .

31. Find  $x$  so the distance between  $(x, 2)$  and  $(1, 5)$  is  $\sqrt{13}$ .

32. Find  $y$  so the distance between  $(7, y)$  and  $(3, 2)$  is 5.

33. **Pythagorean Theorem** An airplane is approaching Los Angeles International Airport at an altitude of 2,640 feet. If the horizontal distance from the plane to the runway is 1.2 miles, use the Pythagorean Theorem to find the diagonal distance from the plane to the runway (Figure 23). (5,280 feet equals 1 mile.)




Figure 23



Figure 24



34. **Softball Diamond** In softball, the distance from home plate to first base is 60 feet, as is the distance from first base to second base. If the lines joining home plate to first base and first base to second base form a right angle, how far does a catcher standing on home plate have to throw the ball so that it reaches the shortstop standing on second base (Figure 24)?



35. **Softball and Rectangular Coordinates** If a coordinate system is superimposed on the softball diamond in Problem 34 with the  $x$ -axis along the line from home plate to first base and the  $y$ -axis on the line from home plate to third base, what would be the coordinates of home plate, first base, second base, and third base?



36. **Softball and Rectangular Coordinates** If a coordinate system is superimposed on the softball diamond in Problem 34 with the origin on home plate and the positive  $x$ -axis along the line joining home plate to second base, what would be the coordinates of first base and third base?



Verify that each point lies on the graph of the unit circle.

37.  $(0, -1)$

38.  $(-1, 0)$

▶ 39.  $\left(\frac{1}{2}, \frac{\sqrt{3}}{2}\right)$

40.  $\left(\frac{\sqrt{5}}{3}, \frac{2}{3}\right)$

Graph each of the following circles.

▶ 41.  $x^2 + y^2 = 25$

47.  $x^2 + y^2 = 36$

▶ Graph the circle  $x^2 + y^2 = 1$  with your graphing calculator. Use the feature on your calculator that allows you to evaluate a function from the graph to find the coordinates of all points on the circle that have the given  $x$ -coordinate. Write your answers as ordered pairs and round to four places past the decimal point when necessary.

43.  $x = \frac{1}{2}$

44.  $x = -\frac{1}{2}$

45.  $x = \frac{\sqrt{2}}{2}$

46.  $x = \frac{\sqrt{2}}{2}$

47.  $x = -\frac{\sqrt{2}}{2}$

48.  $x = \frac{\sqrt{3}}{2}$

49. Use the graph of Problem 41 to name the points at which the line  $x + y = 5$  will intersect the circle  $x^2 + y^2 = 25$ .

50. Use the graph of Problem 41 to name the points at which the line  $x + y = 6$  will intersect the circle  $x^2 + y^2 = 36$ .

51. At what points will the line  $y = x$  intersect the unit circle  $x^2 + y^2 = 1$ ?

52. At what points will the line  $y = -x$  intersect the unit circle  $x^2 + y^2 = 1$ ?

Use the diagram in Figure 22 to help find the complement of each of the following angles.

▶ 53.  $45^\circ$

54.  $30^\circ$

55.  $60^\circ$

56.  $0^\circ$

Use the diagram in Figure 22 to help find the supplement of each of the following angles.

57.  $120^\circ$

58.  $50^\circ$

59.  $91^\circ$

60.  $45^\circ$

Use the diagram in Figure 22 to help you name an angle between  $0^\circ$  and  $360^\circ$  that is coterminal with each of the following angles.

61.  $60^\circ$

62.  $-135^\circ$

63.  $210^\circ$

64.  $-30^\circ$

Draw each of the following angles in standard position, and find one positive angle and one negative angle that is coterminal with the given angle.

▶ 65.  $300^\circ$

66.  $225^\circ$

67.  $-150^\circ$

68.  $-300^\circ$

Draw each of the following angles in standard position and then do the following:

- Name a point on the terminal side of the angle.
- Find the distance from the origin to that point.
- Name another angle that is coterminal with the angle you have drawn.

▶ 69.  $135^\circ$

70.  $45^\circ$

71.  $225^\circ$

72.  $315^\circ$

73.  $90^\circ$

74.  $360^\circ$

75.  $-45^\circ$

76.  $-90^\circ$



- Find all angles that are coterminal with the given angle.
- |                  |                 |
|------------------|-----------------|
| 77. $30^\circ$   | 78. $150^\circ$ |
| 79. $-135^\circ$ | 80. $-45^\circ$ |
| 81. $90^\circ$   | 82. $270^\circ$ |
83. Draw  $30^\circ$  in standard position. Then find  $x$  if the point  $(x, 1)$  is on the terminal side of  $30^\circ$ .
84. Draw  $60^\circ$  in standard position. Then find  $b$  if the point  $(2, b)$  is on the terminal side of  $60^\circ$ .
85. Draw an angle in standard position whose terminal side contains the point  $(3, -2)$ . Find the distance from the origin to this point.
86. Draw an angle in standard position whose terminal side contains the point  $(2, -3)$ . Find the distance from the origin to this point.

For problems 87 and 88, use the converse of the Pythagorean Theorem, which states that if  $c^2 = a^2 + b^2$ , then the triangle must be a right triangle.

87. Plot the points  $(0, 0)$ ,  $(3, 0)$  and  $(3, 4)$  and show that, when connected, they are the vertices of a right triangle.
88. Plot the points  $(0, 2)$ ,  $(-3, 2)$ , and  $(-3, -2)$  and show that they form the vertices of a right triangle.

#### EXTENDING THE CONCEPT

89. **Descartes and Pascal** In the Introduction to this section we mentioned two French philosophers, Descartes and Pascal. Many people see the philosophies of the two men as being opposites. Why is this?
90. **Pascal's Triangle** Pascal has a triangular array of numbers named after him, Pascal's triangle. What part does Pascal's triangle play in the expansion of  $(a + b)^n$ , where  $n$  is a positive integer?

## SECTION 1.3

## DEFINITION: TRIGONOMETRIC FUNCTIONS



Figure 1.3.1: A page from an ancient manuscript, showing a table of trigonometric values.

In this section we begin our work with trigonometry. The formal study of trigonometry dates back to the Greeks, when it was used mainly in the design of clocks and calendars and in navigation. The trigonometry of that period was spherical in nature, as it was based on measurement of arcs and chords associated with spheres. Unlike the trigonometry of the Greeks, our introduction to trigonometry takes place on a rectangular coordinate system. It concerns itself with angles, line segments, and points in the plane.

The definition of the trigonometric functions that begins this section is one of three definitions we will use. For us, it is the most important definition in the book. What should you do with it? Memorize it. Remember, in mathematics, definitions are simply accepted. That is, unlike theorems, there is no proof associated with a definition; we simply accept them exactly as they are written, merely to them, and then use them. When you are finished with this section, be sure that you have memorized this best definition. It is the most valuable thing you can do for yourself at this point in your study of trigonometry.





## DEFINITION 1

If  $\theta$  is an angle in standard position, and the point  $(x, y)$  is any point on the terminal side of  $\theta$  other than the origin, then the six trigonometric functions of angle  $\theta$  are defined as follows:

Function	Abbreviation	Definition
The sine of $\theta$	$\sin \theta$	$\frac{y}{r}$
The cosine of $\theta$	$\cos \theta$	$\frac{x}{r}$
The tangent of $\theta$	$\tan \theta$	$\frac{y}{x} \ (x \neq 0)$
The cotangent of $\theta$	$\cot \theta$	$\frac{x}{y} \ (y \neq 0)$
The secant of $\theta$	$\sec \theta$	$\frac{r}{x} \ (x \neq 0)$
The cosecant of $\theta$	$\csc \theta$	$\frac{r}{y} \ (y \neq 0)$

where  $x^2 + y^2 = r^2$ , or  $r = \sqrt{x^2 + y^2}$ . That is,  $r$  is the distance from the origin to  $(x, y)$ .

FIGURE 1: The six trigonometric functions are defined in terms of the sides of a right triangle.

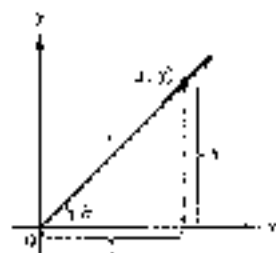


Figure 1

As you can see, the six trigonometric functions are simply names given to the six possible ratios that can be made from the numbers  $x$ ,  $y$ , and  $r$  as shown in Figure 1. In particular, notice that  $\tan \theta$  can be interpreted as the slope of the line corresponding to the terminal side of  $\theta$ . But,  $\tan \theta$  and  $\sec \theta$  will be undefined when  $x = 0$ , which will occur any time the terminal side of  $\theta$  coincides with the  $y$ -axis. Likewise, both  $\cot \theta$  and  $\csc \theta$  will be undefined when  $y = 0$ , which will occur any time the terminal side of  $\theta$  coincides with the  $x$ -axis.

**EXAMPLE 1** Find the six trigonometric functions of  $\theta$  if  $\theta$  is in standard position and the point  $(-2, 3)$  is on the terminal side of  $\theta$ .

**SOLUTION** We begin by making a diagram showing  $\theta$ ,  $(-2, 3)$ , and the distance  $r$  from the origin to  $(-2, 3)$ , as shown in Figure 2.

Applying the Definition for the six trigonometric functions using the values  $x = -2$ ,  $y = 3$ , and  $r = \sqrt{13}$ , we have

$$\sin \theta = \frac{y}{r} = \frac{3}{\sqrt{13}} \quad \csc \theta = \frac{r}{y} = \frac{\sqrt{13}}{3}$$

$$\cos \theta = \frac{x}{r} = -\frac{2}{\sqrt{13}} \quad \sec \theta = \frac{r}{x} = -\frac{\sqrt{13}}{2}$$

$$\tan \theta = \frac{y}{x} = -\frac{3}{2} \quad \cot \theta = \frac{x}{y} = -\frac{2}{3}$$

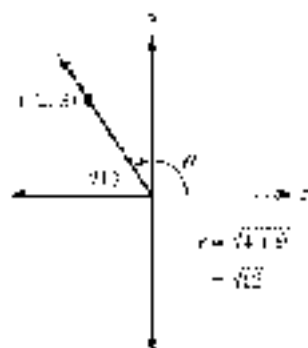


Figure 2

Notice that, in algebra, when we encounter a fraction with a radical in the denominator, we usually rationalize the denominator. In this case, by multiplying the numerator and the denominator by  $\sqrt{13}$ ,

$$\frac{1}{\sqrt{13}} = \frac{1}{\sqrt{13}} \cdot \frac{\sqrt{13}}{\sqrt{13}} = \frac{\sqrt{13}}{13}$$

In trigonometry, it is sometimes convenient to use  $2\sqrt{13}/13$ , and at other times it is easier to use  $2\sqrt{13}$ . For now let's agree not to rationalize any denominators unless we are told to do so.

**EXAMPLE 2** Find the sine and cosine of  $45^\circ$ .

**SOLUTION** According to the definition given earlier, we can find  $\sin 45^\circ$  and  $\cos 45^\circ$  if we know a point  $(x, y)$  on the terminal side of  $45^\circ$  when  $45^\circ$  is in standard position. Figure 3 is a diagram of  $45^\circ$  in standard position. Because the terminal side of  $45^\circ$  lies along the line  $y = x$ , any point on the terminal side will have equal coordinates. A convenient point to use is the point  $(1, 1)$ . (We say it is a convenient point because the coordinates are easy to work with.)

Because  $x = 1$  and  $y = 1$  and  $r = \sqrt{x^2 + y^2}$ , we have

$$\begin{aligned} r &= \sqrt{1^2 + 1^2} \\ &= \sqrt{2} \end{aligned}$$

Substituting these values for  $x$ ,  $y$ , and  $r$  into our definition for sine and cosine, we have

$$\sin 45^\circ = \frac{y}{r} = \frac{1}{\sqrt{2}} \quad \text{and} \quad \cos 45^\circ = \frac{x}{r} = \frac{1}{\sqrt{2}} \quad \blacksquare$$

**EXAMPLE 3** Find the six trigonometric functions of  $270^\circ$ .

**SOLUTION** Again we need a point on the terminal side of  $270^\circ$ . From Figure 4, we see that the terminal side of  $270^\circ$  lies along the negative  $y$ -axis.

A convenient point on the terminal side of  $270^\circ$  is  $(0, -1)$ . Therefore,

$$\begin{aligned} r &= \sqrt{x^2 + y^2} \\ &= \sqrt{0^2 + (-1)^2} \\ &= \sqrt{1} \\ &= 1 \end{aligned}$$

We have  $x = 0$ ,  $y = -1$ , and  $r = 1$ . Here are the six trigonometric ratios for  $\theta = 270^\circ$ .

$$\begin{aligned} \sin 270^\circ &= \frac{y}{r} = \frac{-1}{1} = -1 & \csc 270^\circ &= \frac{1}{y} = \frac{1}{-1} = -1 \\ \cos 270^\circ &= \frac{x}{r} = \frac{0}{1} = 0 & \sec 270^\circ &= \frac{r}{x} = \frac{1}{0} = \text{undefined} \\ \tan 270^\circ &= \frac{y}{x} = \frac{-1}{0} = \text{undefined} & \cot 270^\circ &= \frac{x}{y} = \frac{0}{-1} = 0 \end{aligned}$$

Note that  $\tan 270^\circ$  and  $\sec 270^\circ$  are undefined since division by 0 is undefined.  $\blacksquare$

We can use Figure 1 to get some ideas of how large or small each of the six trigonometric ratios might be based on the relative sizes of  $x$ ,  $y$ , and  $r$ , as illustrated in the next example.

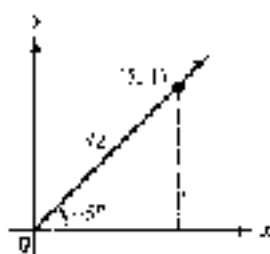


Figure 3

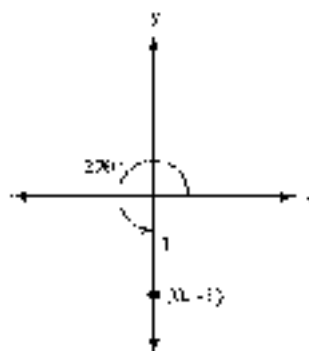


Figure 4



**EXAMPLE 4** Which will be greater,  $\tan 30^\circ$  or  $\tan 40^\circ$ ? How large could  $\tan \theta$  be?

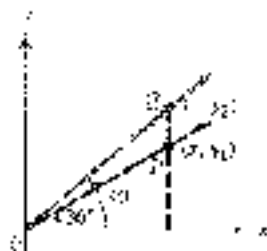


Figure 5

**SOLUTION** In Figure 5 we have chosen points  $P$  and  $Q$  on the terminal sides of  $30^\circ$  and  $40^\circ$  so that their  $x$ -coordinate is the same for both points. Because  $40^\circ > 30^\circ$ , we can see that  $y_2 > y$ . Therefore, the ratio  $y_2/x$  must be greater than the ratio  $y/x$ , and so  $\tan 40^\circ > \tan 30^\circ$ .

As  $\theta$  continues to increase, the terminal side of  $\theta$  will get steeper and steeper. Because  $\tan \theta$  can be interpreted as the slope of the terminal side of  $\theta$ ,  $\tan \theta$  will become larger and larger. As  $\theta$  nears  $90^\circ$ , the terminal side of  $\theta$  will be almost vertical, and its slope will become exceedingly large. Theoretically, there is no limit to how large  $\tan \theta$  can be. ■

## Algebraic Signs of Trigonometric Functions

The algebraic sign,  $+$  or  $-$ , of each of the six trigonometric functions will depend on the quadrant in which  $\theta$  terminates. For example, in quadrant I all six trigonometric functions are positive because  $x$ ,  $y$ , and  $r$  are all positive. In quadrant II, only  $\sin \theta$  and  $csc \theta$  are positive because  $y$  and  $r$  are positive and  $x$  is negative. Table 1 shows the signs of all the ratios in each of the four quadrants.

TABLE 1

For $\theta$ in	QI	QII	QIII	QIV
$\sin \theta = \frac{y}{r}$ and $csc \theta = \frac{r}{y}$	+	+	-	-
$\cos \theta = \frac{x}{r}$ and $sec \theta = \frac{r}{x}$	+	-	-	+
$\tan \theta = \frac{y}{x}$ and $cot \theta = \frac{x}{y}$	+	-	+	-

**EXAMPLE 5** If  $\sin \theta = -5/13$ , and  $\theta$  terminates in quadrant III, find  $\cos \theta$  and  $\tan \theta$ .

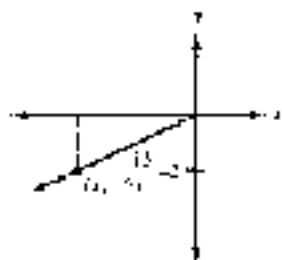


Figure 6

**SOLUTION** Because  $\sin \theta = -5/13$ , we know the ratio of  $y$  to  $r$ , or  $y/r$ , is  $-5/13$ . We can let  $y$  be  $-5$  and  $r$  be  $13$  and use these values of  $y$  and  $r$  to find  $x$ . Figure 6 shows a right triangle with the hypotenuse (the terminal side of  $\theta$ ) having a  $y$ -coordinate of  $-5$ .

**NOTE** We are not saying that if  $y/r = -5/13$ , that  $y$  must be  $-5$  and  $r$  must be  $13$ . We know from algebra that there are many pairs of numbers whose ratio is  $-5/13$ , not just  $-5$  and  $13$ . Our definition for  $\cos \theta$  and  $\tan \theta$ , however, indicates we can choose any point on the terminal side of  $\theta$  to find  $\sin \theta$  and  $\cos \theta$ . However, because  $r$  is always positive, we often assume a  $+$  or  $-$  sign with  $y$ .

$$\begin{aligned} \text{To find } x, \text{ we use the fact that } x^2 + y^2 &= r^2 \\ x^2 + (-5)^2 &= 13^2 \\ x^2 + 25 &= 169 \\ x^2 &= 144 \\ x &= \pm 12 \end{aligned}$$

Is  $x$  the number  $12$  or  $-12$ ?



Because  $\theta$  terminates in quadrant III, we know any point on its terminal side will have a negative  $x$ -coordinate; therefore,

$$x = -12$$

Using  $x = -12$ ,  $y = 5$ , and  $r = 13$  in our original definitions, we have

$$\cos \theta = \frac{x}{r} = \frac{-12}{13} = -\frac{12}{13}$$

and

$$\sec \theta = \frac{r}{x} = \frac{13}{-12} = -\frac{13}{12}$$

As a final note, we should emphasize that the trigonometric functions of a triangle are independent of the choice of the point  $(x, y)$  on the terminal side of the angle. Figure 7 shows an angle  $\theta$  in standard position.

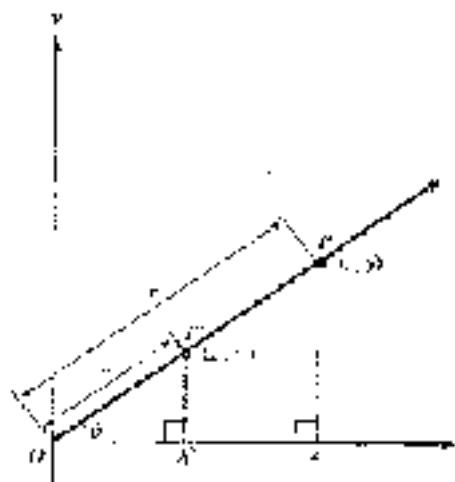


Figure 7

Points  $P(x, y)$  and  $P'(x', y')$  are both points on the terminal side of  $\theta$ . Because triangles  $P'OQ'$  and  $POQ$  are similar triangles, their corresponding sides are proportional. That is,

$$\sin \theta = \frac{y'}{r'} = \frac{y}{r} \quad \cos \theta = \frac{x'}{r'} = \frac{x}{r} \quad \tan \theta = \frac{y'}{x'} = \frac{y}{x}$$

### GETTING READY FOR CLASS

After reading through the preceding section, respond in your own words and in complete sentences.

- Find the six trigonometric functions of  $\theta$ , if  $\theta$  is an angle in standard position and the point  $(x, y)$  is a point on the terminal side of  $\theta$ .
- If  $r$  is the distance from the origin to the point  $(x, y)$ , state the six ratios, or definitions, corresponding to the six trigonometric functions above.
- Find the sine and cosine of  $45^\circ$ .
- Find the sine, cosine, and tangent of  $135^\circ$ .



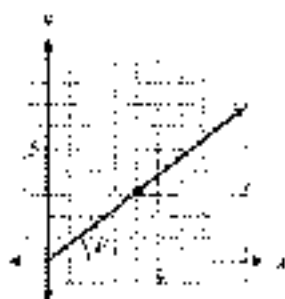
### PROBLEM SET 13

Find all six trigonometric functions of  $\theta$  if the given point is on the terminal side of  $\theta$ . (In Problem 12, assume that  $\alpha$  is a positive number.)

- |               |                           |                        |                            |
|---------------|---------------------------|------------------------|----------------------------|
| 1. $(3, 4)$   | 2. $(-3, -4)$             | 3. $(-5, 12)$          | 4. $(11, -5)$              |
| 5. $(-4, -7)$ | 6. $(\sqrt{2}, \sqrt{2})$ | 7. $(\sqrt{3}, -1)$    | 8. $(-1, \sqrt{3})$        |
| 9. $(-3, 10)$ | 10. $(0, -5)$             | 11. $(\alpha, \alpha)$ | 12. $(-\alpha, -12\alpha)$ |

In the diagrams below, angle  $\theta$  is in standard position. In each case, find  $\sin \theta$ ,  $\cos \theta$ , and  $\tan \theta$ .

13.



14.



15.



16.



17. Use your calculator to find  $\sin \theta$  and  $\cos \theta$  if the point  $(9.37, 7.02)$  is on the terminal side of  $\theta$ .

18. Use your calculator to find  $\sin \theta$  and  $\cos \theta$  if the point  $(0.36, 2.65)$  is on the terminal side of  $\theta$ .

Draw each of the following angles in standard position, find a point on the terminal side, and then find the sine, cosine, and tangent of each angle.

- |                 |                 |                |                  |
|-----------------|-----------------|----------------|------------------|
| 19. $135^\circ$ | 20. $225^\circ$ | 21. $90^\circ$ | 22. $180^\circ$  |
| 23. $-45^\circ$ | 24. $-90^\circ$ | 25. $0^\circ$  | 26. $-135^\circ$ |

Determine whether each statement is true or false.

- |                                     |                                     |
|-------------------------------------|-------------------------------------|
| 27. $\cos 35^\circ < \cos 45^\circ$ | 28. $\sin 35^\circ < \sin 45^\circ$ |
| 29. $\sec 60^\circ < \sec 75^\circ$ | 30. $\cot 60^\circ < \cot 75^\circ$ |

Use Definition 1 and Figure 1 to answer the following.

- Explain why there is no angle  $\theta$  such that  $\sin \theta = 2$ .
- Explain why there is no angle  $\theta$  such that  $\sec \theta = \frac{1}{2}$ .
- Why is  $|\cos \theta| \leq 1$  for any angle  $\theta$  in standard position?
- Why is  $|\cos \theta| \leq 1$  for any angle  $\theta$  in standard position?







72. Find  $\sin \theta$  and  $\tan \theta$  if the terminal side of  $\theta$  lies along the line  $y = -3x$  in quadrant IV.
73. Draw  $45^\circ$  and  $-45^\circ$  in standard position and then show that  $\cos(-45^\circ) = \cos 45^\circ$ .
74. Draw  $45^\circ$  and  $-45^\circ$  in standard position and then show that  $\sin(-45^\circ) = -\sin 45^\circ$ .
75. Find  $x$  if the point  $(x, -5)$  is on the terminal side of  $\theta$  and  $\sin \theta = -3/5$ .
76. Find  $y$  if the point  $(5, y)$  is on the terminal side of  $\theta$  and  $\cos \theta = 5/13$ .

## SECTION 1.4 INTRODUCTION TO IDENTITIES

**YOU MAY** recall from the work you have done in algebra that an expression such as  $\sqrt{x^2 + 9}$  cannot be simplified further because the square root of a sum is not equal to the sum of the square roots. (In other words, it would be a mistake to write  $\sqrt{x^2 + 9}$  as  $x + 3$ .) However, expressions such as  $\sqrt{x^2 + 9}$  occur frequently enough in mathematics that we would like to find expressions equivalent to them that do not occur in square roots. As it turns out, the relationships that we develop in this section and the next are the key to rewriting expressions such as  $\sqrt{x^2 + 9}$  in a more convenient form, which we will show in Section 1.7.

Before we begin our introduction to identities, we need to review some concepts from arithmetic and algebra.

In algebra, statements such as  $2x = x + 1$ ,  $x^2 = x + x$ , and  $\frac{1}{2} = \frac{1}{2}$  are called **identities**. They are identities because they are true for all replacements of the variable, or which they are defined.

**NOTE**  $\frac{1}{2}$  is not equal to  $\frac{1}{2}$  when  $x = 0$ . The statement  $\frac{y}{2x} = \frac{1}{2}$  is still an identity, however, since it is true for all values of  $y$  for which  $\frac{y}{2x}$  is defined.

The eight basic trigonometric identities we will work with in this section are all derived from our definition of the trigonometric functions. Because many trigonometric identities have more than one form, we will list the basic identity first and then give the most common equivalent forms of that identity.

### Reciprocal Identities

Our definition for the sine and cosecant functions indicates that they are reciprocals that is,

$$\csc \theta = \frac{1}{\sin \theta} \quad \text{because} \quad \frac{1}{\sin \theta} = \frac{1}{y/r} = \frac{r}{y} = \csc \theta$$

**NOTE** We can also write this same relationship between  $\sin \theta$  and  $\csc \theta$  in another form as

$$\sin \theta = \frac{1}{\csc \theta} \quad \text{because} \quad \frac{1}{\csc \theta} = \frac{1}{r/y} = \frac{y}{r} = \sin \theta$$

The first identity we wrote,  $\csc \theta = 1/\sin \theta$ , is the **basic identity**. The second one,  $\sin \theta = 1/\csc \theta$ , is an equivalent form of the first.



From the preceding discussion and from the definition of  $\csc \theta$ ,  $\sec \theta$ ,  $\tan \theta$ , and  $\cot \theta$ , it is apparent that  $\sec \theta$  is the reciprocal of  $\cos \theta$ , and  $\csc \theta$  is the reciprocal of  $\sin \theta$ . Table 1 lists three basic reciprocal identities and their common equivalent forms.

**TABLE 1** (Reciprocal)

Reciprocal Identities	Equivalent Form
$\csc \theta = \frac{1}{\sin \theta}$	$\sin \theta = \frac{1}{\csc \theta}$
$\sec \theta = \frac{1}{\cos \theta}$	$\cos \theta = \frac{1}{\sec \theta}$
$\cot \theta = \frac{1}{\tan \theta}$	$\tan \theta = \frac{1}{\cot \theta}$

The examples that follow show some of the ways in which we use these reciprocal identities.

**EXAMPLES**

1. If  $\sin \theta = \frac{3}{5}$ , then  $\csc \theta = \frac{5}{3}$  because

$$\csc \theta = \frac{1}{\sin \theta} = \frac{1}{\frac{3}{5}} = \frac{5}{3}$$

2. If  $\cos \theta = \frac{\sqrt{3}}{2}$ , then  $\sec \theta = \frac{2}{\sqrt{3}}$ .

(Remember: Reciprocals always have the same algebraic sign.)

3. If  $\tan \theta = 2$ , then  $\cot \theta = \frac{1}{2}$ .

4. If  $\csc \theta = a$  then  $\sin \theta = \frac{1}{a}$ .

5. If  $\sec \theta = 1$ , then  $\cos \theta = 1$  (1 is its own reciprocal).

6. If  $\cot \theta = -1$ , then  $\tan \theta = -1$ . ■

**Ratio Identities**

There are two ratio identities, one for  $\tan \theta$  and one for  $\cot \theta$  (see Table 2).

**TABLE 2** (Memorize)

Ratio Identities	
$\tan \theta = \frac{\sin \theta}{\cos \theta}$	because $\frac{\sin \theta}{\cos \theta} = \frac{y/r}{x/r} = \frac{y}{x} = \tan \theta$
$\cot \theta = \frac{\cos \theta}{\sin \theta}$	because $\frac{\cos \theta}{\sin \theta} = \frac{x/r}{y/r} = \frac{x}{y} = \cot \theta$



### EXAMPLE 7

If  $\sin \theta = -3/5$  and  $\cos \theta = 4/5$ , find  $\tan \theta$  and  $\cot \theta$ .

**SOLUTION** Using the ratio identities, we have

$$\tan \theta = \frac{\sin \theta}{\cos \theta} = \frac{-3/5}{4/5} = -\frac{3}{5} \cdot \frac{5}{4} = -\frac{3}{4}$$

$$\cot \theta = \frac{\cos \theta}{\sin \theta} = \frac{4/5}{-3/5} = \frac{4}{5} \cdot \left(-\frac{5}{3}\right) = -\frac{4}{3}$$

**NOTE** Once we found  $\sin \theta$ , we could have used a reciprocal identity to find  $\cot \theta$ .

$$\cot \theta = \frac{1}{\tan \theta} = \frac{1}{-3/4} = -\frac{4}{3}$$

### NOTATION

The notation  $\sin^2 \theta$  is a shorthand notation for  $(\sin \theta)^2$ . It indicates we are to square the number that is the sine of  $\theta$ .

### EXAMPLES

8. If  $\sin \theta = \frac{3}{5}$ , then  $\sin^2 \theta = \left(\frac{3}{5}\right)^2 = \frac{9}{25}$

9. If  $\cos \theta = \frac{1}{2}$ , then  $\cos^2 \theta = \left(\frac{1}{2}\right)^2 = \frac{1}{4}$

## Pythagorean Identities

To derive our first Pythagorean identity, we start with the relationship among  $x$ ,  $y$ , and  $r$  as given in the definition of  $\sin \theta$  and  $\cos \theta$ .

$$x^2 + y^2 = r^2$$

$$\frac{x^2}{r^2} + \frac{y^2}{r^2} = 1 \quad \text{Divide through by } r^2$$

$$\left(\frac{x}{r}\right)^2 + \left(\frac{y}{r}\right)^2 = 1 \quad \text{Property of exponents}$$

$$(\cos \theta)^2 + (\sin \theta)^2 = 1 \quad \text{Definition of } \sin \theta \text{ and } \cos \theta$$

$$\cos^2 \theta + \sin^2 \theta = 1 \quad \text{Notation}$$

This last line is our first Pythagorean identity. We will use it many times throughout the book. It states that, for any angle  $\theta$ , the sum of the squares of  $\sin \theta$  and  $\cos \theta$  is always 1.

There are two very useful equivalent forms of the first Pythagorean identity. One form occurs when we solve  $\cos^2 \theta + \sin^2 \theta = 1$  for  $\cos \theta$ , and the other form is the result of solving for  $\sin \theta$ .



Solving for  $\cos \theta$  we have

$$\begin{aligned}\cos^2 \theta + \sin^2 \theta &= 1 \\ \cos^2 \theta + 1 &= \sin^2 \theta && \text{Add } -\sin^2 \theta \text{ to both sides.} \\ \cos \theta &= \pm \sqrt{-\sin^2 \theta} && \text{Take the square root of both sides.}\end{aligned}$$

Similarly, solving for  $\sin \theta$  gives us

$$\begin{aligned}\sin^2 \theta + 1 &= \cos^2 \theta \\ \sin \theta &= \pm \sqrt{1 - \cos^2 \theta}\end{aligned}$$

Our new Pythagorean identity is derived from the first Pythagorean identity,  $\cos^2 \theta + \sin^2 \theta = 1$ , by dividing both sides by  $\cos^2 \theta$ . Here is that derivation.

$$\begin{aligned}\cos^2 \theta + \sin^2 \theta &= 1 && \text{First Pythagorean identity} \\ \frac{\cos^2 \theta + \sin^2 \theta}{\cos^2 \theta} &= \frac{1}{\cos^2 \theta} && \text{Divide each side by } \cos^2 \theta \\ \frac{\cos^2 \theta}{\cos^2 \theta} + \frac{\sin^2 \theta}{\cos^2 \theta} &= \frac{1}{\cos^2 \theta} && \text{Write the left side as two fractions} \\ \left(\frac{\cos \theta}{\cos \theta}\right)^2 + \left(\frac{\sin \theta}{\cos \theta}\right)^2 &= \left(\frac{1}{\cos \theta}\right)^2 && \text{Property of exponents} \\ 1 + \tan^2 \theta &= \sec^2 \theta && \text{Ratio and reciprocal identities}\end{aligned}$$

This last expression,  $1 + \tan^2 \theta = \sec^2 \theta$ , is our second Pythagorean identity. To derive a *new* third and last Pythagorean identity, we proceed as we have earlier, but instead of dividing each side by  $\cos^2 \theta$ , we divide by  $\sin^2 \theta$ . Without showing the work involved in doing so, the result is

$$1 + \cot^2 \theta = \csc^2 \theta$$

We summarize our derivations in Table 3.

Pythagorean Identities	Equivalent Forms
$\cos^2 \theta + \sin^2 \theta = 1$	$\cos \theta = \pm \sqrt{1 - \sin^2 \theta}$ $\sin \theta = \pm \sqrt{1 - \cos^2 \theta}$
$1 + \tan^2 \theta = \sec^2 \theta$	
$1 + \cot^2 \theta = \csc^2 \theta$	

Notice the  $\pm$  sign in the equivalent forms. It occurs as part of the process of taking the square root of both sides of the preceding equation. (Remember: We would obtain a similar result in algebra if we solved the equation  $x^2 = 9$  to get  $x = \pm 3$ .) In Example 3 we will see how to deal with the  $\pm$  sign.

**EXAMPLE 10** If  $\sin \theta = 3/5$  and  $\theta$  terminates in  $QI$ , find  $\cos \theta$  and  $\tan \theta$ .

**SOLUTION** We begin by using the identity  $\cos \theta = \pm \sqrt{1 - \sin^2 \theta}$ . First, we need to decide whether  $\cos \theta$  will be positive or negative (it can't be both). We are told



that  $\theta$  terminates in QII, so we know that  $\cos \theta$  must be negative. Therefore

$$\cos \theta = -\sqrt{1 - \sin^2 \theta}$$

Now we can substitute the given value of  $\sin \theta$ .

$$\begin{aligned} \text{If } \sin \theta &= \frac{3}{5} \\ \text{the identity } \cos \theta &= -\sqrt{1 - \sin^2 \theta} \\ \text{becomes } \cos \theta &= -\sqrt{1 - \left(\frac{3}{5}\right)^2} \\ &= -\sqrt{1 - \frac{9}{25}} \\ &= -\sqrt{\frac{16}{25}} \\ &= -\frac{4}{5} \end{aligned}$$

To find  $\tan \theta$ , we use a ratio identity.

$$\begin{aligned} \tan \theta &= \frac{\sin \theta}{\cos \theta} \\ &= \frac{3/5}{-4/5} \\ &= -\frac{3}{4} \end{aligned}$$

**EXAMPLE 5** If  $\cos \theta = \frac{1}{2}$  and  $\theta$  terminates in QIV, find the remaining trigonometric ratios for  $\theta$ .

**SOLUTION** The first and easiest ratio to find is  $\sec \theta$  because it is the reciprocal of  $\cos \theta$ .

$$\sec \theta = \frac{1}{\cos \theta} = \frac{1}{1/2} = 2$$

Next we find  $\sin \theta$ . Using one of the equivalent forms of our Pythagorean identity, we have

$$\sin \theta = \pm \sqrt{1 - \cos^2 \theta}$$

Because  $\theta$  terminates in QIV,  $\sin \theta$  will be negative. This gives us

$$\begin{aligned} \sin \theta &= -\sqrt{1 - \cos^2 \theta} && \text{Negative sign because } \theta \text{ is in QIV} \\ &= -\sqrt{1 - \left(\frac{1}{2}\right)^2} && \text{Substitute } \frac{1}{2} \text{ for } \cos \theta \\ &= -\sqrt{1 - \frac{1}{4}} && \text{Square } \frac{1}{2} \text{ to get } \frac{1}{4} \\ &= -\sqrt{\frac{3}{4}} && \text{Subtract} \\ &= -\frac{\sqrt{3}}{2} && \text{Use the square root of the numerator and denominator separately} \end{aligned}$$



Now that we have  $\sin \theta$  and  $\cos \theta$ , we can find  $\tan \theta$  by using a ratio identity.

$$\tan \theta = \frac{\sin \theta}{\cos \theta} = \frac{-\sqrt{3}/2}{1/2} = -\frac{\sqrt{3}}{2} \cdot \frac{2}{1} = -\sqrt{3}$$

$\cot \theta$  and  $\csc \theta$  are the reciprocals of  $\tan \theta$  and  $\sin \theta$ , respectively. Therefore,

$$\cot \theta = \frac{1}{\tan \theta} = -\frac{1}{\sqrt{3}}$$

$$\csc \theta = \frac{1}{\sin \theta} = \frac{2}{-\sqrt{3}}$$

Here are all six ratios together:

$$\sin \theta = \frac{\sqrt{3}}{2} \qquad \csc \theta = \frac{2}{\sqrt{3}}$$

$$\cos \theta = \frac{1}{2} \qquad \sec \theta = 2$$

$$\tan \theta = -\sqrt{3} \qquad \cot \theta = -\frac{1}{\sqrt{3}}$$

As a final note, we should mention that the eight basic identities we have derived here, along with their equivalent forms, are very important in the study of trigonometry. It is essential that you memorize them. It may be a good idea to practice writing them from memory until you can write each of the eight, and their equivalent forms, perfectly. As time goes by, we will increase our list of identities, so you will want to keep up with them as we go along.

### GETTING READY FOR CLASS

After reading through the preceding section, respond to your own work and in complete sentences.

- State the reciprocal identities for  $\csc \theta$ ,  $\sec \theta$ , and  $\cot \theta$ .
- State the equivalent forms of the reciprocal identities for  $\sin \theta$ ,  $\cos \theta$ , and  $\tan \theta$ .
- State the ratio identities for  $\tan \theta$  and  $\cot \theta$ .
- State the three Pythagorean identities.

### PROBLEM SET 1.4

Give the reciprocal of each number.

- |                  |                  |           |            |
|------------------|------------------|-----------|------------|
| 1. 7             | 2. 4             | 3. $-2/3$ | 4. $-5/13$ |
| 5. $-1/\sqrt{2}$ | 6. $-\sqrt{3}/2$ | 7. $x$    | 8. $1/x$   |

Use the reciprocal identities for the following problems.

- |   |   |
|---|---|
| 9. If $\sin \theta = 4/5$ , find $\csc \theta$ .              | 10. If $\cos \theta = \sqrt{3}/2$ , find $\sec \theta$ .      |
| 11. If $\sec \theta = -2$ , find $\cos \theta$ .              | 12. If $\csc \theta = -1/\sqrt{2}$ , find $\sin \theta$ .     |
| 13. If $\tan \theta = a$ ( $a \neq 0$ ), find $\cot \theta$ . | 14. If $\cot \theta = b$ ( $b \neq 0$ ), find $\tan \theta$ . |



Use a ratio identity to find  $\tan \theta$  if

15.  $\sin \theta = \frac{3}{5}$  and  $\cos \theta = \frac{4}{5}$       16.  $\sin \theta = \frac{2}{\sqrt{5}}$  and  $\cos \theta = \frac{1}{\sqrt{5}}$

Use a ratio identity to find  $\cos \theta$  if

17.  $\sin \theta = -\frac{3}{13}$  and  $\tan \theta = -\frac{12}{11}$       18.  $\sin \theta = \frac{2}{\sqrt{13}}$  and  $\sec \theta = \frac{3}{\sqrt{13}}$

For Problems 19 through 22, recall that  $\sin^2 \theta$  means  $(\sin \theta)^2$ .

19. If  $\sin \theta = 1/\sqrt{2}$ , find  $\sin^2 \theta$ .      20. If  $\cos \theta = 1/5$ , find  $\cos^2 \theta$ .  
 21. If  $\tan \theta = 2$ , find  $\tan^2 \theta$ .      22. If  $\sec \theta = -3$ , find  $\sec^2 \theta$ .

For Problems 23 through 26, let  $\sin \theta = -12/13$ , and  $\cos \theta = -5/13$ , and find

23.  $\tan \theta$       24.  $\csc \theta$       25.  $\sec \theta$       26.  $\cot \theta$

Use the equivalent forms of the first Pythagorean identity on Problems 27 through 36.

27. Find  $\sin \theta$  if  $\cos \theta = \frac{7}{8}$  and  $\theta$  terminates in QI.

28. Find  $\sin \theta$  if  $\cos \theta = \frac{5}{13}$  and  $\theta$  terminates in QI.

29. Find  $\cos \theta$  if  $\sin \theta = \frac{1}{5}$  and  $\theta$  terminates in QII.

30. Find  $\cos \theta$  if  $\sin \theta = \frac{\sqrt{3}}{2}$  and  $\theta$  terminates in QII.

31. If  $\tan \theta = -4/5$  and  $\theta$  terminates in QIII, find  $\cos \theta$ .

32. If  $\tan \theta = -4/5$  and  $\theta$  terminates in QIV, find  $\cos \theta$ .

33. If  $\cos \theta = \sqrt{2}/2$  and  $\theta$  terminates in QI, find  $\sin \theta$ .

34. If  $\cos \theta = -1/2$  and  $\theta$  terminates in QII, find  $\sin \theta$ .

35. If  $\sin \theta = \frac{1}{\sqrt{2}}$  and  $\theta \in \text{QI}$ , find  $\cos \theta$ .

36. If  $\cos \theta = \frac{1}{\sqrt{10}}$  and  $\theta \in \text{OBI}$ , find  $\sin \theta$ .

37. Find  $\tan \theta$  if  $\sin \theta = 1/3$  and  $\theta$  terminates in QI.

38. Find  $\cot \theta$  if  $\sin \theta = 2/3$  and  $\theta$  terminates in QI.

39. Find  $\sec \theta$  if  $\tan \theta = 8/15$  and  $\theta$  terminates in QII.

40. Find  $\csc \theta$  if  $\cot \theta = -5/4$  and  $\theta$  terminates in QIV.

41. Find  $\csc \theta$  if  $\cot \theta = -5/12$  and  $\sin \theta > 0$ .

42. Find  $\sec \theta$  if  $\tan \theta = 7/24$  and  $\cos \theta < 0$ .

Find the remaining trigonometric ratios of  $\theta$  if

43.  $\cos \theta = 12/13$  and  $\theta$  terminates in QI

44.  $\sin \theta = 12/13$  and  $\theta$  terminates in QI

45.  $\sin \theta = -1/2$  and  $\theta$  is not in QIII

46.  $\cos \theta = -1/3$  and  $\theta$  is not in QII

47.  $\sec \theta = 2$  and  $\sin \theta$  is positive

48.  $\csc \theta = 2$  and  $\cos \theta$  is negative

49.  $\cos \theta = \frac{1}{\sqrt{13}}$  and  $\theta \in \text{QIV}$

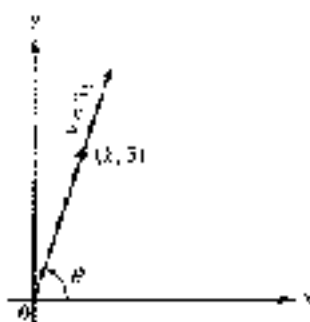


Figure 1

50.  $\sin \theta = \frac{3}{\sqrt{13}}$  and  $\theta \in \text{QI}$

51.  $\sec \theta = -3$  and  $\theta \in \text{QIII}$

52.  $\sec \theta = -4$  and  $\theta \in \text{QII}$

53.  $\csc \theta = 2$  and  $\theta$  terminates in QI

54.  $\sec \theta = 6$  and  $\theta$  terminates in QI

Using your calculator and rounding your answers to the nearest hundredth, find the remaining trigonometric ratios of  $\theta$  in

55.  $\sin \theta = 0.27$  and  $\theta \in \text{QI}$

56.  $\cos \theta = 0.51$  and  $\theta \in \text{QI}$

57.  $\sec \theta = -1.34$  and  $\theta \in \text{QII}$

58.  $\csc \theta = -2.15$  and  $\theta \in \text{QIII}$

Recall from algebra that the slope of the line through  $(x_1, y_1)$  and  $(x_2, y_2)$  is

$$\text{slope} = \frac{y_2 - y_1}{x_2 - x_1}$$

It is the change in the  $y$ -coordinate divided by the change in the  $x$ -coordinate.

59. The line  $y = 3x$  passes through the points  $(0, 0)$  and  $(3, 3)$ . Find its slope.

60. Suppose the angle formed by the line  $y = 3x$  and the positive  $x$ -axis is  $\theta$ . Find the tangent of  $\theta$  (Figure 1).

61. Find the slope of the line  $y = mx$ . [It passes through the origin and the point  $(1, m)$ .]

62. Find  $\tan \theta$  if  $\theta$  is the angle formed by the line  $y = mx$  and the positive  $x$ -axis (Figure 1).

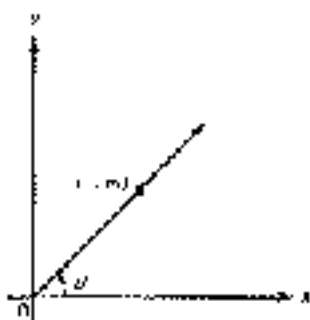


Figure 2

## SECTION 1.5 MORE ON IDENTITIES

The topics we will cover in this section are an extension of the work we did with identities in Section 1.4. We can use the eight basic identities we introduced in the previous section to rewrite or simplify certain expressions. It will be helpful at this point if you have already begun to memorize these identities.

The first topic involves writing any of the six trigonometric functions in terms of any of the others. Let's look at an example.

**EXAMPLE 1** Write  $\tan \theta$  in terms of  $\sin \theta$ .

**SOLUTION** When we say we write  $\tan \theta$  in terms of  $\sin \theta$ , we mean that we want to write an expression that is equivalent to  $\tan \theta$  but involves no trigonometric functions other than  $\sin \theta$ . Let's begin by using a ratio identity to write  $\tan \theta$  in terms of  $\sin \theta$  and  $\cos \theta$ :

$$\tan \theta = \frac{\sin \theta}{\cos \theta}$$





Now we need to replace  $\cos \theta$  with an expression involving only  $\sin \theta$ . Since  $\cos^2 \theta = 1 - \sin^2 \theta$

$$\begin{aligned}\tan \theta &= \frac{\sin \theta}{\cos \theta} \\ &= \frac{\sin \theta}{\sqrt{1 - \sin^2 \theta}} \\ &= \frac{\sin \theta}{\sqrt{1 - \sin^2 \theta}}\end{aligned}$$

This last expression is equivalent to  $\tan \theta$  and is written in terms of  $\sin \theta$  only. (In a problem like this, it is okay to include numbers and algebraic symbols with  $\sin \theta$ .)

Here is another example.

**EXAMPLE 3** Write  $\sec \theta \tan \theta$  in terms of  $\sin \theta$  and  $\cos \theta$ , and then simplify.

**SOLUTION** Since  $\sec \theta = 1/\cos \theta$  and  $\tan \theta = \sin \theta/\cos \theta$ , we have

$$\begin{aligned}\sec \theta \tan \theta &= \frac{1}{\cos \theta} \cdot \frac{\sin \theta}{\cos \theta} \\ &= \frac{\sin \theta}{\cos^2 \theta}\end{aligned}$$

The next examples show how we can manipulate trigonometric expressions using algebraic techniques.

**EXAMPLE 4** Add  $\frac{1}{\sin \theta} + \frac{1}{\cos \theta}$ .

**SOLUTION** We can add these two expressions in the same way we would add  $\frac{1}{2}$  and  $\frac{1}{4}$ —by first finding a least common denominator (LCD) and then writing each expression again with the LCD for its denominator.

$$\begin{aligned}\frac{1}{\sin \theta} + \frac{1}{\cos \theta} &= \frac{1}{\sin \theta} \cdot \frac{\cos \theta}{\cos \theta} + \frac{1}{\cos \theta} \cdot \frac{\sin \theta}{\sin \theta} && \text{The LCD is } \sin \theta \cos \theta \\ &= \frac{\cos \theta}{\sin \theta \cos \theta} + \frac{\sin \theta}{\cos \theta \sin \theta} \\ &= \frac{\cos \theta + \sin \theta}{\sin \theta \cos \theta}\end{aligned}$$

**EXAMPLE 5** Multiply  $(\sin \theta + 2)(\sin \theta - 5)$ .

**SOLUTION** We multiply these two expressions in the same way we would multiply  $(x + 2)(x - 5)$ . (In some algebra books, this kind of multiplication is accomplished using the FOIL method.)

$$\begin{aligned}(\sin \theta + 2)(\sin \theta - 5) &= \sin \theta \sin \theta - 5 \sin \theta + 2 \sin \theta - 10 \\ &= \sin^2 \theta - 3 \sin \theta - 10\end{aligned}$$



In the introduction to Section 1.4, we mentioned that trigonometric identities are the key to writing the expression  $\sqrt{x^2 + 9}$  without the square root symbol. Our next example shows how we do this using a trigonometric substitution.

**EXAMPLE 5** Simplify the expression  $\sqrt{x^2 + 9}$  as much as possible after substituting  $3 \tan \theta$  for  $x$ .

**SOLUTION** Our goal is to write the expression  $\sqrt{x^2 + 9}$  without a square root, by first making the substitution  $x = 3 \tan \theta$ .

$$\begin{aligned} \text{If} & \quad x = 3 \tan \theta \\ \text{then the expression} & \quad \sqrt{x^2 + 9} \\ \text{becomes} & \quad \sqrt{(3 \tan \theta)^2 + 9} = \sqrt{9 \tan^2 \theta + 9} \\ & \quad = \sqrt{9(\tan^2 \theta + 1)} \\ & \quad = \sqrt{9 \sec^2 \theta} \\ & \quad = 3 \sec \theta \end{aligned}$$

**NOTE 1** We must use the absolute value symbol here because we know that  $\sec \theta$  is positive. Remember, in algebra,  $\sqrt{a^2} = |a|$  when  $a$  is positive or zero. If it is possible that  $a$  is negative, then  $\sqrt{a^2} = -a$ . In Section 4.7, we will see how to simplify our answer even further by removing the absolute value symbol.

**NOTE 2** After reading through Example 5, you may be wondering if it is mathematically correct to make the substitution  $x = 3 \tan \theta$ . After all,  $x$  can be any real number because  $x^2 + 9$  will always be positive. (Remember, we want to avoid taking the square root of a negative number.) How do we know that any real number can be written as  $3 \tan \theta$ ? We will take care of this in Section 4.4 by showing that for any real number  $y$ , there is a value of  $\theta$  between  $-\pi/2$  and  $\pi/2$  for which  $y = 3 \tan \theta$ .

In the examples that follow, we want to use the eight basic identities we developed in Section 1.4, along with some techniques from algebra, to show that some more sophisticated identities are true.

**EXAMPLE 6** Show that the following statement is true by transforming the left side into the right side.

$$\cos \theta \tan \theta = \sin \theta$$

**SOLUTION** We begin by writing the left side in terms of  $\sin \theta$  and  $\cos \theta$ .

$$\begin{aligned} \cos \theta \tan \theta &= \cos \theta \cdot \frac{\sin \theta}{\cos \theta} \\ &= \frac{\cos \theta \sin \theta}{\cos \theta} \\ &= \sin \theta \end{aligned} \quad \begin{array}{l} \text{Divide out the } \cos \theta \text{ common to} \\ \text{the numerator and denominator.} \end{array}$$

Because we have succeeded in transforming the left side into the right side, we have shown that the statement  $\cos \theta \tan \theta = \sin \theta$  is an identity.  $\blacksquare$



**EXAMPLE 7** Prove the identity  $(\sin \theta + \cos \theta)^2 = 1 + 2 \sin \theta \cos \theta$ .

**SOLUTION** Let's agree to prove the identity as in this section, and the problem set for follows, by transforming the left side into the right side. In this case, we begin by expanding  $(\sin \theta + \cos \theta)^2$ . (Be careful with a sign:  $(a + b)^2 = a^2 + 2ab + b^2$ .)

$$\begin{aligned}(\sin \theta + \cos \theta)^2 &= \sin^2 \theta + 2 \sin \theta \cos \theta + \cos^2 \theta \\ &= (\sin^2 \theta + \cos^2 \theta) + 2 \sin \theta \cos \theta && \text{Rearrange terms.} \\ &= 1 + 2 \sin \theta \cos \theta && \text{Pythagorean identity.} \blacksquare\end{aligned}$$

We should mention that the ability to prove identities in trigonometry isn't always obtained immediately. It usually requires a lot of practice. The more you work at it, the better you will become at it. In the meantime, if you are having trouble, check first to see that you have memorized the eight basic identities—reciprocal, cofunction, Pythagorean, and their equivalent forms—as given in Section 1.4.

### GETTING READY FOR CLASS

After reading through the preceding section, respond in your own words and in complete sentences.

- What do we mean when we say  $\tan \theta$  written in terms of  $\sin \theta$ ?
- Write  $\tan \theta$  in terms of  $\sin \theta$ .
- What is the least common denominator for the expression  $\frac{1}{\sin \theta} - \frac{1}{\cos \theta}$ ?
- How would you prove the identity  $\cos \theta \tan \theta = \sin \theta$ ?

### PROBLEM SET 1.5

Write each of the following in terms of  $\sin \theta$  only:

- $\cos \theta$
- $\sec \theta$
- $\cot \theta$
- $\csc \theta$

Write each of the following in terms of  $\cos \theta$  only:

- $\sec \theta$
- $\sin \theta$
- $\tan \theta$
- $\csc \theta$

Write each of the following in terms of  $\sin \theta$  and  $\cos \theta$ ; then simplify if possible:

- $\cos \theta \cot \theta$
- $\sec \theta \cot \theta$
- $\csc \theta \tan \theta$
- $\sec \theta \tan \theta \csc \theta$
- $\frac{\sec \theta}{\csc \theta}$
- $\frac{\csc \theta}{\sec \theta}$
- $\frac{\sec \theta}{\tan \theta}$
- $\frac{\csc \theta}{\cot \theta}$
- $\frac{\tan \theta}{\cot \theta}$
- $\frac{\cot \theta}{\tan \theta}$
- $\frac{\sin \theta}{\csc \theta}$
- $\frac{\cos \theta}{\sec \theta}$
- $\tan \theta + \sec \theta$
- $\csc \theta - \csc \theta$
- $\sin \theta \cos \theta + \cos \theta$
- $\cos \theta (\tan \theta + \sin \theta)$
- $\sec \theta - \tan \theta \sin \theta$
- $\csc \theta - \cot \theta \cos \theta$



Add and subtract as indicated. Then simplify your answers if possible. Leave all answers in terms of  $\sin \theta$  and/or  $\cos \theta$ .

27.  $\frac{\sin \theta}{\cos \theta} - \frac{1}{\sin \theta}$

28.  $\frac{\cos \theta}{\sin \theta} + \frac{\sin \theta}{\cos \theta}$

29.  $\frac{1}{\sin \theta} - \frac{1}{\cos \theta}$

30.  $\frac{1}{\cos \theta} - \frac{1}{\sin \theta}$

▶ 31.  $\sin \theta + \frac{1}{\cos \theta}$

32.  $\cos \theta + \frac{1}{\sin \theta}$

33.  $\frac{1}{\sin \theta} + \sin \theta$

34.  $\frac{1}{\cos \theta} + \cos \theta$

Multiply.

35.  $(\sin \theta + 4)(\sin \theta - 3)$

36.  $(\cos \theta + 2)(\cos \theta - 5)$

37.  $(2 \cos \theta - 3)(4 \cos \theta - 5)$

38.  $(3 \sin \theta - 2)(5 \cos \theta - 4)$

39.  $(1 + \sin \theta)(1 + \sin \theta)$

40.  $(1 + \cos \theta)(1 + \cos \theta)$

41.  $(1 + \tan \theta)(1 + \tan \theta)$

42.  $(1 + \cot \theta)(1 + \cot \theta)$

43.  $(\sin \theta + \cos \theta)^2$

44.  $(\cos \theta + \sin \theta)^2$

45.  $(\sin \theta - 4)^2$

46.  $(\cos \theta - 3)^2$

47. Simplify the expression  $\sqrt{a^2 + 1}$  as much as possible after substituting  $2 \tan \theta$  for  $a$ .

48. Simplify the expression  $\sqrt{a^2 + 1}$  as much as possible after substituting  $\tan \theta$  for  $a$ .

49. Simplify the expression  $\sqrt{9 - a^2}$  as much as possible after substituting  $3 \sin \theta$  for  $a$ .

50. Simplify the expression  $\sqrt{25 - a^2}$  as much as possible after substituting  $5 \sin \theta$  for  $a$ .

51. Simplify the expression  $\sqrt{a^2 - 16}$  as much as possible after substituting  $5 \sec \theta$  for  $a$ .

52. Simplify the expression  $\sqrt{a^2 - 16}$  as much as possible after substituting  $4 \sec \theta$  for  $a$ .

53. Simplify the expression  $\sqrt{4a^2 + 16}$  as much as possible after substituting  $2 \tan \theta$  for  $a$ .

54. Simplify the expression  $\sqrt{4a^2 - 100}$  as much as possible after substituting  $5 \tan \theta$  for  $a$ .

55. Simplify the expression  $\sqrt{16 - 9a^2}$  as much as possible after substituting  $2 \sin \theta$  for  $a$ .

56. Simplify the expression  $\sqrt{14 - 4a^2}$  as much as possible after substituting  $4 \sin \theta$  for  $a$ .

57. Simplify the expression  $\sqrt{81 - a^2}$  as much as possible after substituting  $3 \sec \theta$  for  $a$ .

58. Simplify the expression  $\sqrt{4a^2 - 44}$  as much as possible after substituting  $6 \sec \theta$  for  $a$ .

Show that each of the following statements is an identity by transforming the left side of each one into the right side.

▶ 59.  $\cos \theta \tan \theta = \sin \theta$

60.  $\sin \theta \cot \theta = \cos \theta$

61.  $\sin \theta \sec \theta \cot \theta = 1$

62.  $\cos \theta \sec \theta \tan \theta = 1$



63.  $\frac{\sin \theta}{\csc \theta} = \sin^2 \theta$
64.  $\frac{\cos \theta}{\sec \theta} = \cos^2 \theta$
65.  $\frac{\tan \theta}{\cot \theta} = \tan^2 \theta$
66.  $\frac{\sec \theta}{\tan \theta} = \csc \theta$
67.  $\frac{\sec \theta}{\csc \theta} = \tan \theta$
68.  $\frac{\csc \theta}{\sec \theta} = \cot \theta$
69.  $\frac{\sec \theta \cot \theta}{\csc \theta} = 1$
70.  $\frac{\cos \theta \tan \theta}{\sec \theta} = 1$
71.  $\sin \theta (\tan \theta + \cot \theta) = \sec \theta$
72.  $\cos \theta (\cot \theta + \tan \theta) = \csc \theta$
73.  $\tan \theta + \cot \theta = \sec \theta \csc \theta$
74.  $\tan^2 \theta + 1 = \sec^2 \theta$
75.  $\csc \theta - \sin \theta = \frac{\cos^2 \theta}{\sin \theta}$
76.  $\sec \theta - \cos \theta = \frac{\sin^2 \theta}{\cos \theta}$
77.  $\csc \theta \tan \theta - \cos \theta = \frac{\sin^2 \theta}{\cos \theta}$
78.  $\sec \theta \cot \theta - \sin \theta = \frac{\cos^2 \theta}{\sin \theta}$
79.  $(1 + \csc \theta)(1 + \cos \theta) = \sin^2 \theta$
80.  $(1 + \sin \theta)(1 + \sin \theta) = \cos^2 \theta$
81.  $(\sin \theta - 1)(\sin \theta - 1) = -\cos^2 \theta$
82.  $(\cos \theta + 1)(\cos \theta - 1) = -\sin^2 \theta$
83.  $\frac{\cos \theta}{\sec \theta} + \frac{\sin \theta}{\csc \theta} = 1$
84.  $1 - \frac{\sin \theta}{\csc \theta} = \cos^2 \theta$
85.  $(\sin \theta + \cos \theta)^2 - 1 = 2 \sin \theta \cos \theta$
86.  $(\cos \theta - \sin \theta)^2 - 1 = 2 \sin \theta \cos \theta$
87.  $\sin \theta (\sec \theta - \csc \theta) = \tan \theta - 1$
88.  $\sec \theta (\sin \theta - \cos \theta) = \tan \theta - 1$
89.  $\sin \theta (\sec \theta - \cot \theta) = \tan \theta + 1 - \cos \theta$
90.  $\cos \theta (\csc \theta - \tan \theta) = \cot \theta + 1 - \sin \theta$
91.  $\sin \theta (\csc \theta - \sec \theta) = \tan \theta - 2 \cos^2 \theta$
92.  $\cos \theta (\sec \theta - \csc \theta) = \tan^2 \theta$

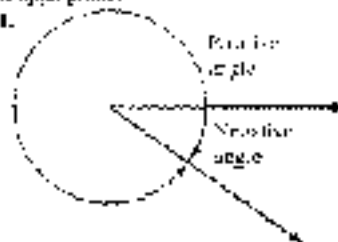
## CHAPTER

## SUMMARY

### EXAMPLES

We will use the angle in blue examples in the notes being removed, whenever it is appropriate.


1.



The number in brackets next to each heading indicates the section in which that topic is discussed.


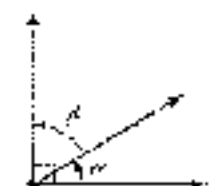
### Angles [1.1]

An angle is formed by two rays with a common end point. The common end point is called the **vertex**, and the rays are called **sides**, of the angle. If we think of an angle as being formed by rotating the initial side about the vertex to the terminal side, then a counterclockwise rotation gives a **positive angle**, and a clockwise rotation gives a **negative angle**.

**Degree Measure [1.1]**

There are  $360^\circ$  in a full rotation. This means that  $1^\circ$  is  $\frac{1}{360}$  of a full rotation.

An angle that measures  $90^\circ$  is a *right angle*. An angle that measures  $180^\circ$  is a *straight angle*. Angles that measure between  $0^\circ$  and  $90^\circ$  are called *acute angles*, and angles that measure between  $90^\circ$  and  $180^\circ$  are called *obtuse angles*. *Complementary angles* have a sum of  $90^\circ$ , and *supplementary angles* have a sum of  $180^\circ$ .




3. If  $\triangle ABC$  is a right triangle with  $\angle C = 90^\circ$ , and if  $a = 4$  and  $b = 5$ , then

$$\begin{aligned} c^2 &= a^2 + b^2 \\ 4^2 + 5^2 &= c^2 \\ c^2 &= 41 \\ c &= \sqrt{41} \end{aligned}$$

4. If the side opposite of a  $30^\circ$  angle in a right triangle is 5, then the hypotenuse is  $10$  (i.e.,  $10 = 2 \times 5$ ) and the side opposite of a  $60^\circ$  angle is  $5\sqrt{3}$ . If an angle of a  $45^\circ$ - $45^\circ$ - $90^\circ$  triangle is 5, then the other leg is also 5 and the hypotenuse is  $5\sqrt{2}$ .

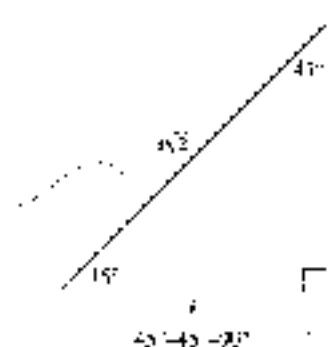
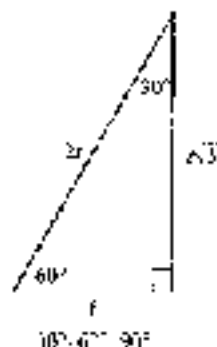
**Pythagorean Theorem [1.1]**

In any right triangle, the square of the length of the longest side (the *hypotenuse*) is equal to the sum of the squares of the lengths of the other two sides (*legs*).

**Special Triangles [1.1]**

In any right triangle in which the two acute angles are  $30^\circ$  and  $60^\circ$ , the longest side (the hypotenuse) is always twice the shortest side (the side opposite the  $30^\circ$  angle), and the side of medium length (the side opposite the  $60^\circ$  angle) is always  $\sqrt{3}$  times the shortest side.

If the two acute angles in a right triangle are both  $45^\circ$ , then the two shorter sides (the legs) are equal and the longest side (the hypotenuse) is  $\sqrt{2}$  times as long as the shorter sides.



5. The distance between  $(3, 2)$  and  $(-1, 4)$

$$\begin{aligned} r &= \sqrt{(3 - (-1))^2 + (2 - 4)^2} \\ &= \sqrt{4^2 + 2^2} \\ &= \sqrt{20} \\ &= 2\sqrt{5} \end{aligned}$$

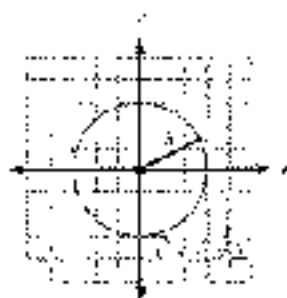
**Distance Formula [1.2]**

The distance  $r$  between the points  $(x_1, y_1)$  and  $(x_2, y_2)$  is given by the formula

$$r = \sqrt{(x_2 - x_1)^2 + (y_2 - y_1)^2}$$



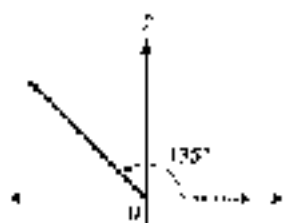
6.



### Circles [1.1]

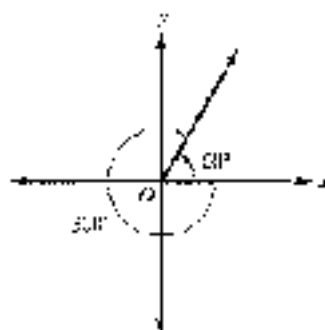
A **circle** is defined as the set of all points in the plane that are a fixed distance (the radius) from a given fixed point (the center). If we let  $r > 0$  be the radius and  $(h, k)$  the center, then the equation for a circle is given by the formula

$$(x - h)^2 + (y - k)^2 = r^2$$

7.  $135^\circ$  in standard position

### Standard Position for Angles [1.2]

An angle is said to be in **standard position** if its vertex is at the origin and its initial side is along the positive x-axis.

8.  $2\pi$  and  $-90^\circ$  are coterminal angles

### Coterminal Angles [1.2]

Two angles in standard position with the same terminal side are called **coterminal angles**. Coterminal angles always differ from each other by some multiple of  $360^\circ$ .

9.  $P(-3, 4)$  is on the terminal side of  $\theta$ , then

$$r = \sqrt{9 + 16} = 5$$

and

$$\sin \theta = \frac{4}{5} \quad \csc \theta = \frac{5}{4}$$

$$\cos \theta = -\frac{3}{5} \quad \sec \theta = -\frac{5}{3}$$

$$\tan \theta = -\frac{4}{3} \quad \cot \theta = -\frac{3}{4}$$

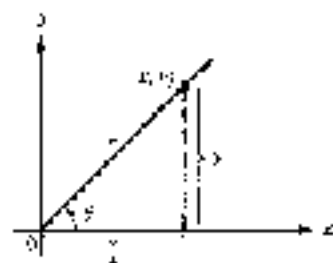
### Trigonometric Functions (Definition 1) [1.3]

If  $\theta$  is an angle in standard position and  $(x, y)$  is any point on the terminal side of  $\theta$  (other than the origin), then

$$\sin \theta = \frac{y}{r} \quad \csc \theta = \frac{r}{y}$$

$$\cos \theta = \frac{x}{r} \quad \sec \theta = \frac{r}{x}$$

$$\tan \theta = \frac{y}{x} \quad \cot \theta = \frac{x}{y}$$



where  $r^2 = x^2 + y^2$ , or  $r = \sqrt{x^2 + y^2}$ . (That is,  $r$  is the distance from the origin to  $(x, y)$ .)

10. When  $\theta > 0$ , and  $\cos \theta > 0$ , then  $\theta$  must terminate in QI.

If  $\sin \theta > 0$ , and  $\cos \theta < 0$ , then  $\theta$  must terminate in QII.

If  $\sin \theta < 0$ , and  $\cos \theta < 0$ , then  $\theta$  must terminate in QIII.

If  $\sin \theta < 0$ , and  $\cos \theta > 0$ , then  $\theta$  must terminate in QIV.

11. If  $\cos \theta = \frac{1}{2}$  with  $\theta$  in QI, then

$$\begin{aligned}\cos \theta &= \sqrt{1 - \sin^2 \theta} \\ &= \sqrt{1 - \frac{3}{4}} = \frac{\sqrt{1}}{2}\end{aligned}$$

$$\tan \theta = \frac{\sin \theta}{\cos \theta} = \frac{\frac{\sqrt{3}}{2}}{\frac{1}{2}} = \sqrt{3}$$

$$\cot \theta = \frac{1}{\tan \theta} = \frac{1}{\sqrt{3}}$$

$$\sec \theta = \frac{1}{\cos \theta} = \frac{2}{1} = 2$$

$$\csc \theta = \frac{1}{\sin \theta} = \frac{2}{\sqrt{3}}$$

## Signs of the Trigonometric Functions [1.3]

The algebraic signs, + or -, of the six trigonometric functions depend on the quadrant in which  $\theta$  terminates.

Two $\theta$ In	QI	QII	QIII	QIV
$\sin \theta$ and $\csc \theta$	+	-	-	-
$\cos \theta$ and $\sec \theta$	+	-	-	+
$\tan \theta$ and $\cot \theta$	+	-	+	-

## Basic Identities [1.4]

### Reciprocal

$$\csc \theta = \frac{1}{\sin \theta} \quad \sec \theta = \frac{1}{\cos \theta} \quad \cot \theta = \frac{1}{\tan \theta}$$

### Ratio

$$\tan \theta = \frac{\sin \theta}{\cos \theta} \quad \cot \theta = \frac{\cos \theta}{\sin \theta}$$

### Pythagorean

$$\begin{aligned}\cos^2 \theta + \sin^2 \theta &= 1 \\ 1 + \tan^2 \theta &= \sec^2 \theta \\ 1 + \cot^2 \theta &= \csc^2 \theta\end{aligned}$$

## CHAPTER 1 TEST

- Find the complement and the supplement of  $70^\circ$ .
- Solve for  $x$  in the right triangle shown in Figure 1.

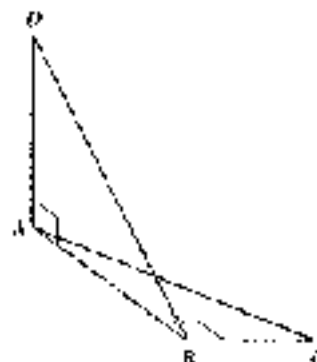


Figure 1




Figure 2



Figure 3

- Referring to Figure 2, find (in order)  $A$ ,  $x$ ,  $y$ , and  $z$  if  $c = 5\sqrt{3}$ . (Note:  $x$  is the distance from  $A$  to  $B$ , and  $y$  is the distance from  $B$  to  $C$ .)
- Figure 3 shows two right triangles drawn at  $90^\circ$  to one another. Find the length of  $BD$ ,  $DC$ ,  $z$ ,  $AD$ ,  $AC$ ,  $5$ , and  $BC$  if  $z = 1$ .





Figure 4

5. (11.1 mg) How many degrees does the hour hand of a clock move in 3 hours?
6. Find the remaining sides of a  $30^\circ-60^\circ-90^\circ$  triangle if the longest side is 5.
7. **Escalator** An escalator in a department store is to carry people a vertical distance of 15 feet between floors. How long is the escalator if it makes an angle of  $45^\circ$  with the ground?
8. **Geometry** Find the measure of one of the interior angles of a regular pentagon (Figure 4). (Try sliding the pentagon, like a pizza, into five congruent triangles.)
9. Find the distance between the points  $(4, -2)$  and  $(-1, 10)$ .
10. Find  $x$  so that the distance between  $(-2, 3)$  and  $(x, 1)$  is  $5\sqrt{13}$ .
11. Verify that  $\left(\frac{1}{2}, \frac{\sqrt{3}}{2}\right)$  is on the graph of the unit circle.
12. Find all angles that are coterminal with  $225^\circ$ .
13. **Human Cannonball** A human cannonball is shot from a cannon at the county fair. She reaches a height of 50 feet before landing in a net 110 feet from the cannon. Sketch the graph of her path, and then find the equation of the graph. (Use your graphing calculator to verify that your equation is correct.)

Find  $\sin \theta$ ,  $\cos \theta$ , and  $\tan \theta$  for each of the following values of  $\theta$ :

14.  $90^\circ$
15.  $45^\circ$
16. Indicate the two quadrants in which  $\theta$  terminates if  $\cos \theta = \frac{1}{2}$ .
17. In which quadrant will  $\theta$  lie if  $\sin \theta > 0$  and  $\cos \theta < 0$ ?
18. Find all six trigonometric functions for  $\theta$  if the point  $(-3, -4)$  lies on the terminal side of  $\theta$  in standard position.
19. Why is  $\sin \theta \leq 1$  for any angle  $\theta$  in standard position?
20. Find the remaining trigonometric functions of  $\theta$  if  $\sin \theta = \frac{1}{2}$  and  $\theta$  terminates in QII.
21. Find  $\sin \theta$  and  $\cos \theta$  if the terminal side of  $\theta$  lies along the line  $y = -2x$  in quadrant IV.
22. If  $\sin \theta = -\frac{1}{4}$ , find  $\cos \theta$ .
23. If  $\sin \theta = \frac{1}{5}$ , find  $\sin^2 \theta$ .
24. If  $\sec \theta = 1$  with  $\theta$  in QIV, find  $\cos \theta$ ,  $\sin \theta$ , and  $\tan \theta$ .
25. Expand and simplify  $\cos \theta = \sin \theta^2$ .
26. Show that  $\frac{1}{\sin \theta} = \csc \theta$ .
27. Simplify the expression  $\sqrt{1 - x^2}$  as much as possible after substituting  $3 \sin 5$  for  $x$ .

Show that each of the following statements is an identity by transforming the left side of each one into the right side.

28.  $\frac{\csc \theta}{\csc \theta} = \cos \theta$
29.  $\cos \theta = \tan \theta \cdot \csc \theta \sec \theta$
30.  $1 = \sin \theta \csc \theta + \sin \theta \sec \theta = \cos^2 \theta$

## CHAPTER 7 GROUP PROJECT

## THE PYTHAGOREAN THEOREM

*In a right-angled triangle, the area of the square on the hypotenuse is the sum of the areas of the squares on the other two sides.*

Theorem of Pythagoras

**Objective:** To prove the Pythagorean Theorem using several different geometric approaches.

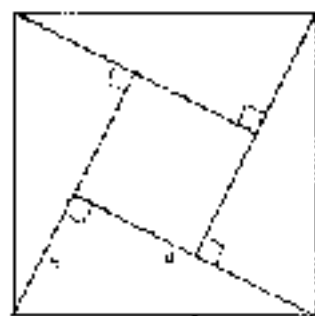
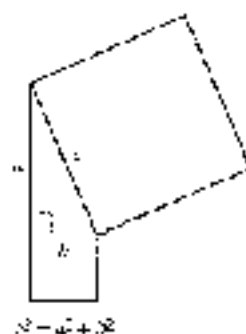


Figure 1

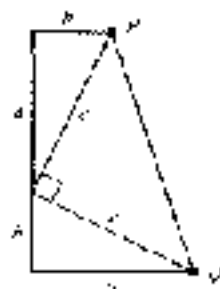


Figure 2

Although the Babylonians appear to have had an understanding of this relationship a thousand years before Pythagoras, his name is associated with the theorem because he was the first to provide a proof. In this project you will provide the details for several proofs of the theorem.

1. The diagram shown in Figure 1 was used by the Hindu mathematician Brahmagupta to prove the theorem in the 13th century. His proof consisted only of the diagram and the word "Behold!" Use this figure to derive the Pythagorean Theorem. The right triangle with sides  $a$ ,  $b$ , and  $c$  has been repeated three times. The area of the large square is equal to the sum of the areas of the four triangles and the area of the central square. The key to this derivation is in finding the length of a side of the small square. Once you have the equation, simplify the right side to obtain the theorem.
2. The second proof, credited to former president James Garfield, is based on the diagram shown in Figure 2. Use this figure to derive the Pythagorean Theorem. The right triangle with sides  $a$ ,  $b$ , and  $c$  has been repeated and a third triangle created by placing a line segment between points  $P$  and  $G$ . The area of the entire figure (a trapezoid) is equal to the sum of the areas of the three triangles. Once you have the equation, simplify both sides and then isolate  $c^2$  to obtain the theorem.
3. For the third "proof," consider the two squares shown in Figure 3. Both squares are of the same size, so their areas must be equal. Write a paragraph explaining how this diagram serves as a "visual proof" of the Pythagorean Theorem. The key to this argument is to measure up what the two squares have in common.

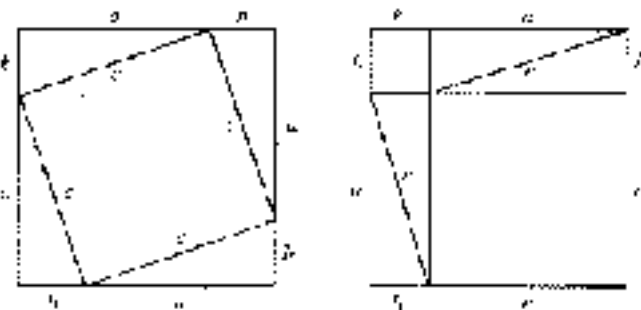


Figure 3



## CHAPTER 1 RESEARCH PROJECT



Pythagoras

### PYTHAGORAS AND SHAKESPEARE

Although Pythagoras preceded William Shakespeare by 2,340 years, the philosophy of the Pythagoreans is mentioned in Shakespeare's *The Merchant of Venice*. Here is a quote from his play:

*That almost maketh me swear in my faith,  
To hold opinion with Pythagoras,  
That some of us souls infect themselves  
In to the bodies of men.*

Research the Pythagoreans. What were the main beliefs held by their society? What part of the philosophy of the Pythagoreans was Shakespeare referring to specifically with this quote? What present-day religions share a similar belief? Write a paragraph or two about your findings.

## CHAPTER 2

# RIGHT TRIANGLE TRIGONOMETRY

*We are what we repeatedly do. Excellence, then, is not an act, but a habit.*

Aristotle

### Introduction

Most serious hikers are familiar with maps like the one shown in Figure 1. It is a *topographic map*. This particular map is of Bishop's Peak in San Luis Obispo, California.



**NOTE** Many of the circular contour lines in this map are of the form  $r = k$ , where  $r$  is the radius from the center of the map and  $k$  is a constant. For example, the innermost of the concentric circles in this map has a radius of 100 feet. You can see this by looking at the scale in Figure 1.



FIGURE 1

The curved lines on the map are called *contour lines*; they are used to show the changes in elevation of the land shown on the map. On this map, the change in elevation between any two adjacent lines is 100 feet, meaning that, if you were standing on one contour line and you were to rise to a position two contour lines away from your starting point, your elevation would change by 200 feet. In general, the closer the contour lines are together, the faster the land rises or falls. In this chapter, we use right triangle trigonometry to solve a variety of problems, some of which will involve topographic maps.

11 Examples and Problem Sets throughout the text. 4–1

▶ Tutorial available on video

▶ Tutorial available online



## STUDY SKILLS FOR CHAPTER 2

The quote at the beginning of this chapter reinforces the idea that success in mathematics comes from practice. We practice trigonometry by working problems. Working problems is probably the single most important thing you can do to achieve excellence in trigonometry.

If you have successfully completed Chapter 1, then you have made a good start at developing the study skills necessary to succeed in all math classes. Here is the list of study skills for this chapter. Some are a continuation of the skills from Chapter 1, while others are new to this chapter.

- 1 Continue to Set and Keep a Schedule** Sometimes we find students who do well in Chapter 1 and then become over-confident. They will spend less time with their homework. Don't do it. Keep on the same schedule.
- 2 Continue to Memorize Definitions and Important Facts** The important definitions in this chapter are those for trigonometric ratios in right triangles. We will point these out as we progress through the chapter.
- 3 List Difficult Problems** Begin to make lists of problems that give you the most difficulty. These are the problems that you are repeatedly making mistakes with. Try to spend a few minutes each day reworking some of the problems from your list. Once you are able to work these problems successfully, you will have much more confidence going into the next exam.
- 4 Begin to Develop Confidence with Word Problems** It seems that the main difference between people who are good at working word problems and those who are not, is confidence. People with confidence know that no matter how long it takes them, they will eventually be able to solve the problem they are working on. Those without confidence begin by saying to themselves, "I'll never be able to work this problem." If you are in the second category, then instead of telling yourself that you can't do word problems, that you don't like them, or that they're not good for anything anyway, decide to do whatever it takes to master them. As Aristotle said, it's practice that produces excellence. For us, practice means working problems, not of problems.

## SECTION 2.1

## DEFINITION II: RIGHT TRIANGLE TRIGONOMETRY

The word *trigonometry* is derived from two Greek words: *tri/gonon*, which translates as *triangle*, and *metron*, which means *measure*. Trigonometry, then, is *triangle measure*. In this section, we will give a second definition for the trigonometric functions that is, in fact, based on "triangle measure." We will define the trigonometric functions as the ratios of sides in right triangles. As you will see, this new definition does not conflict with the definition from Chapter 1 for the trigonometric functions.

## DEFINITION 1

If triangle  $ABC$  is a right triangle with  $C = 90^\circ$  (Figure 1), then the six trigonometric functions for  $A$  are defined as follows:

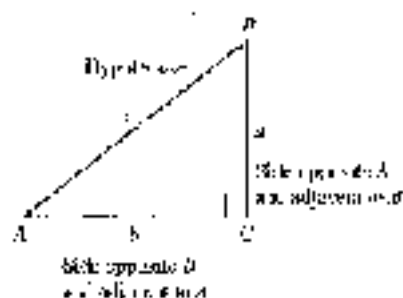


Figure 1

$$\begin{aligned} \sin A &= \frac{\text{side opposite } A}{\text{hypotenuse}} = \frac{a}{c} \\ \cos A &= \frac{\text{side adjacent to } A}{\text{hypotenuse}} = \frac{b}{c} \\ \tan A &= \frac{\text{side opposite } A}{\text{side adjacent to } A} = \frac{a}{b} \\ \cot A &= \frac{\text{side adjacent to } A}{\text{side opposite to } A} = \frac{b}{a} \\ \sec A &= \frac{\text{hypotenuse}}{\text{side adjacent to } A} = \frac{c}{b} \\ \csc A &= \frac{\text{hypotenuse}}{\text{side opposite to } A} = \frac{c}{a} \end{aligned}$$

For any angle  $\theta$ , we define the six trigonometric functions for  $\theta$  as follows:

**EXAMPLE 1** Triangle  $ABC$  is a right triangle with  $C = 90^\circ$ . If  $a = 6$  and  $c = 10$ , find the six trigonometric functions of  $A$ .

**SOLUTION** We begin by making a diagram of  $ABC$  (Figure 2), and then use the given information and the Pythagorean Theorem to solve for  $b$ .

$$\begin{aligned} b &= \sqrt{c^2 - a^2} \\ &= \sqrt{10^2 - 6^2} \\ &= \sqrt{64} \\ &= 8 \end{aligned}$$

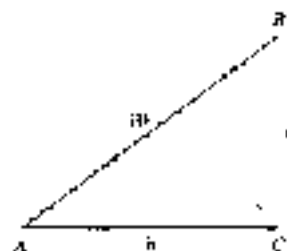


Figure 2

Now we write the six trigonometric functions of  $A$  using  $a = 6$ ,  $b = 8$ , and  $c = 10$ .

$$\begin{aligned} \sin A &= \frac{a}{c} = \frac{6}{10} = \frac{3}{5} & \csc A &= \frac{c}{a} = \frac{5}{3} \\ \cos A &= \frac{b}{c} = \frac{8}{10} = \frac{4}{5} & \sec A &= \frac{c}{b} = \frac{5}{4} \\ \tan A &= \frac{a}{b} = \frac{6}{8} = \frac{3}{4} & \cot A &= \frac{b}{a} = \frac{4}{3} \end{aligned}$$

**EXAMPLE 2** Use Definition 1 to explain why, for any acute angle  $\theta$ , it is impossible for  $\sin \theta = 2$ .

**SOLUTION** Since  $\theta$  is acute, we can imagine  $\theta$  as the interior angle of some right triangle. Then we would have

$$\sin \theta = \frac{\text{side opposite } \theta}{\text{hypotenuse}}$$



Because the hypotenuse is always the longest side of a right triangle, the denominator of this ratio is larger than the numerator, forcing the ratio to have a value less than 1. Therefore, it is not possible that this ratio could be equal to 2. ■

Now that we have done a couple of examples using our new definition, let's see how our new definition compares with Definition I from the previous chapter. We can place right triangle  $ABC$  on a rectangular coordinate system so that  $A$  is in standard position (Figure 3). We then note that a point on the terminal side of  $A$  is  $(a, b)$ .

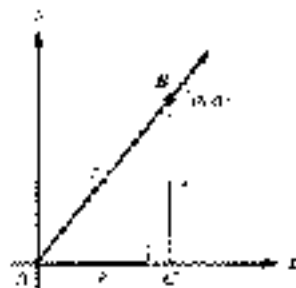


Figure 3

From Definition I in Chapter 1, we have

$$\sin A = \frac{b}{c}$$

$$\cos A = \frac{a}{c}$$

$$\tan A = \frac{b}{a}$$

From Definition II in this chapter, we have

$$\sin A = \frac{a}{c}$$

$$\cos A = \frac{b}{c}$$

$$\tan A = \frac{a}{b}$$

The two definitions agree as long as  $A$  is an acute angle. If  $A$  is not an acute angle, then Definition II does not apply, because in right triangle  $ABC$ ,  $A$  must be an acute angle.

Here is another definition that we will need before we can take Definition II any further.

#### DEFINITION

**Sine and cosine are cofunctions, as are tangent and cotangent, and secant and cosecant. We say sine is the cofunction of cosine, and cosine is the cofunction of sine.**

Now let's see what happens when we apply Definition II to  $B$  in right triangle  $ABC$ .

$$\sin B = \frac{\text{side opposite } B}{\text{hypotenuse}} = \frac{a}{c} = \cos A$$

$$\cos B = \frac{\text{side adjacent } B}{\text{hypotenuse}} = \frac{b}{c} = \sin A$$

$$\tan B = \frac{\text{side opposite } B}{\text{side adjacent } B} = \frac{b}{a} = \cot A$$

$$\cot B = \frac{\text{side adjacent } B}{\text{side opposite } B} = \frac{a}{b} = \tan A$$

$$\sec B = \frac{\text{hypotenuse}}{\text{side adjacent } B} = \frac{c}{b} = \csc A$$

$$\csc B = \frac{\text{hypotenuse}}{\text{side opposite } B} = \frac{c}{a} = \sec A$$

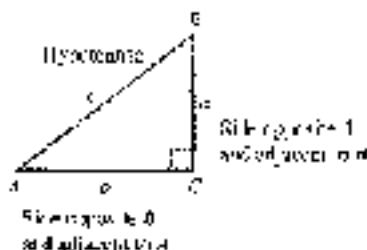


Figure 4

**NOTE** The trigonometric functions and their relationships were first defined in a systematic way around the year 1462, by German astronomer Regiomontanus, and were independently rediscovered by the Persian astronomer Jamshīd al-Kāshī in 1504. The trigonometric functions were further abbreviated as we know by John Napier in 1619.

As you can see in Figure 4, every trigonometric function of  $A$  is equal to the cofunction of  $B$ . That is,  $\sin A = \cos B$ ,  $\cos A = \sin B$ , and  $\tan A = \cot B$ , to name a few. Because  $A$  and  $B$  are the acute angles of a right triangle, they are always complementary angles, that is, their sum is always  $90^\circ$ . What we actually have here is



another property of trigonometric functions: The sine of an angle is the cosine of its complement, the secant of an angle is the cosecant of its complement, and the tangent of an angle is the cotangent of its complement. Or, in symbols,

$$\text{if } A + B = 90^\circ, \text{ then } \begin{cases} \sin A = \cos B \\ \sec A = \csc B \\ \tan A = \cot B \end{cases}$$

and so on.

We generalize this discussion with the following theorem.

#### DEFINITION: COFUNCTIONS

A trigonometric function of an angle is always equal to the cofunction of the complement of the angle.

To clarify this further, if two angles are complementary, such as  $40^\circ$  and  $50^\circ$ , then a trigonometric function of one is equal to the cofunction of the other. That is,  $\sin 40^\circ = \cos 50^\circ$ ,  $\sec 40^\circ = \csc 50^\circ$ , and  $\tan 40^\circ = \cot 50^\circ$ .

**EXAMPLE 3** Fill in the blanks so that each expression becomes a true statement.

a.  $\sin \underline{\hspace{2cm}} = \cos 50^\circ$       b.  $\tan y = \cot \underline{\hspace{2cm}}$       c.  $\sec 75^\circ = \csc \underline{\hspace{2cm}}$

**SOLUTION** Using the theorem on cofunctions of complementary angles, we fill in the blanks as follows:

- a.  $\sin \underline{40^\circ} = \cos 50^\circ$  because sine and cosine are cofunctions and  $40^\circ + 50^\circ = 90^\circ$   
 b.  $\tan y = \cot \underline{(90^\circ - y)}$  because tangent and cotangent are cofunctions and  $y + (90^\circ - y) = 90^\circ$   
 c.  $\sec 75^\circ = \csc \underline{15^\circ}$  because secant and cosecant are cofunctions and  $75^\circ + 15^\circ = 90^\circ$  ■

For our next application of Definition 11, we need to recall the two special triangles we introduced in Chapter 1. They are the  $30^\circ$ - $60^\circ$ - $90^\circ$  triangle and the  $45^\circ$ - $45^\circ$ - $90^\circ$  triangle. Figure 5 shows both of these triangles for the case in which the shortest side is 1 ( $a = 1$ ).

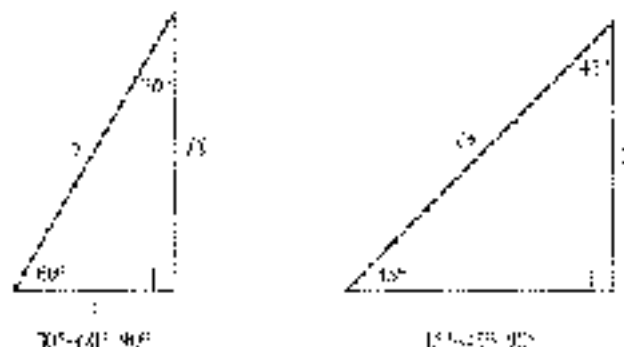


Figure 5





Using these two special triangles and Definition II, we can find the trigonometric functions of  $30^\circ$ ,  $45^\circ$ , and  $60^\circ$ . For example,

$$\sin 30^\circ = \frac{\text{side opposite } 30^\circ}{\text{hypotenuse}} = \frac{\sqrt{3}}{2}$$

$$\cos 45^\circ = \frac{\text{side adjacent } 45^\circ}{\text{hypotenuse}} = \frac{1}{\sqrt{2}}$$

If we were to continue finding the sine, cosine, and tangent for these special angles (Figure 5), we would obtain the results summarized in Table 1. Because we will be using these values so frequently, you should either memorize the special triangles in Figure 5 (previous page) or the information in Table 1.

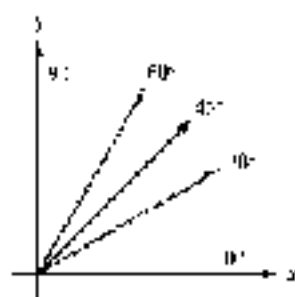


Figure 6

TABLE 1 Exact Values

$\theta$	$\sin \theta$	$\cos \theta$	$\tan \theta$
$30^\circ$	$\frac{1}{2}$	$\frac{\sqrt{3}}{2}$	$\frac{1}{\sqrt{3}} = \frac{\sqrt{3}}{3}$
$45^\circ$	$\frac{1}{\sqrt{2}} = \frac{\sqrt{2}}{2}$	$\frac{1}{\sqrt{2}} = \frac{\sqrt{2}}{2}$	1
$60^\circ$	$\frac{\sqrt{3}}{2}$	$\frac{1}{2}$	$\sqrt{3}$

Table 1 is called a table of exact values to distinguish it from a table of approximate values. Later in this chapter we will work with a calculator to obtain tables of approximate values.

**EXAMPLE 4** Use the exact values from either Figure 5 or Table 1 to show that the following are true.

a.  $\cos^2 30^\circ + \sin^2 30^\circ = 1$       b.  $\cos^2 45^\circ + \sin^2 45^\circ = 1$

**SOLUTION**

a.  $\cos^2 30^\circ + \sin^2 30^\circ = \left(\frac{\sqrt{3}}{2}\right)^2 + \left(\frac{1}{2}\right)^2 = \frac{3}{4} + \frac{1}{4} = 1$

b.  $\cos^2 45^\circ + \sin^2 45^\circ = \left(\frac{1}{\sqrt{2}}\right)^2 + \left(\frac{1}{\sqrt{2}}\right)^2 = \frac{1}{2} + \frac{1}{2} = 1$  ■

**EXAMPLE 5** Let  $x = 30^\circ$  and  $y = 45^\circ$  in each of the expressions that follow, and then simplify each expression as much as possible.

a.  $2 \sin x$       b.  $\sin 2y$       c.  $2 \sin (3x + 90^\circ)$

**SOLUTION**

a.  $2 \sin x = 2 \sin 30^\circ = 2\left(\frac{1}{2}\right) = 1$

b.  $\sin 2y = \sin 2(45^\circ) = \sin 90^\circ = 1$

c.  $4 \sin (3x + 90^\circ) = 4 \sin [3(30^\circ) + 90^\circ] = 4 \sin 180^\circ = 4(0) = 0$  ■

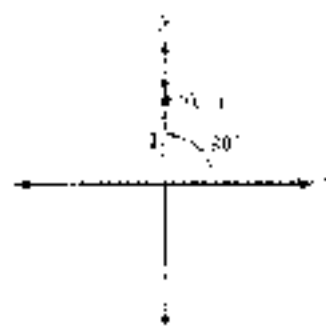


Figure 7

As you will see as we progress through the book, there are times when it is appropriate to use Definition II for the trigonometric functions and times when it is more appropriate to use Definition I. To illustrate, suppose we wanted to find  $\sin \theta$ ,  $\cos \theta$ , and  $\tan \theta$  for  $\theta = 90^\circ$ . We would not be able to use Definition II because we can't draw a right triangle in which one of the acute angles is  $90^\circ$ . Instead, we would draw  $90^\circ$  in standard position, locate a point on the terminal side, and use Definition I to find  $\sin 90^\circ$ ,  $\cos 90^\circ$ , and  $\tan 90^\circ$ . Figure 7 illustrates this.

A point on the terminal side of  $90^\circ$  is  $(0, 1)$ . The distance from the origin to  $(0, 1)$  is 1. Therefore,  $x = 0$ ,  $y = 1$ , and  $r = 1$ . From Definition I we have

$$\sin 90^\circ = \frac{y}{r} = \frac{1}{1} = 1$$

$$\cos 90^\circ = \frac{x}{r} = \frac{0}{1} = 0$$

$$\tan 90^\circ = \frac{y}{x} = \frac{1}{0}, \text{ which is undefined.}$$

In a similar manner, using the point  $(1, 0)$  we can show that  $\sin 0^\circ = 0$ ,  $\cos 0^\circ = 1$ , and  $\tan 0^\circ = 0$ .

To conclude this section, we take the information just obtained for  $0^\circ$  and  $90^\circ$ , along with the exact values in Table 1, and summarize them in Table 2. To make the information in Table 2 a little easier to memorize, we have written some of the exact values differently than we usually do. For example, in Table 2 we have written  $\frac{1}{2}$  as  $\frac{\sqrt{4}}{2}$ ,  $0$  as  $\frac{\sqrt{0}}{2}$ , and  $1$  as  $\frac{\sqrt{4}}{2}$ .

$\theta$	$0^\circ$	$30^\circ$	$45^\circ$	$60^\circ$	$90^\circ$
$\sin \theta$	$\frac{\sqrt{0}}{2}$	$\frac{\sqrt{1}}{2}$	$\frac{\sqrt{2}}{2}$	$\frac{\sqrt{3}}{2}$	$\frac{\sqrt{4}}{2}$
$\cos \theta$	$\frac{\sqrt{4}}{2}$	$\frac{\sqrt{3}}{2}$	$\frac{\sqrt{2}}{2}$	$\frac{\sqrt{1}}{2}$	$\frac{\sqrt{0}}{2}$
$\tan \theta$	$0$	$\frac{\sqrt{1}}{3}$	$1$	$\sqrt{3}$	undefined

### GETTING READY FOR CLASS

After reading through the preceding section, respond in your own words and in complete sentences.

- In a right triangle, which side is opposite the right angle?
- If  $A$  is an acute angle in a right triangle, how do you define  $\sin A$ ,  $\cos A$ , and  $\tan A$ ?
- State the Cofunction Theorem.
- How are  $\sin 30^\circ$  and  $\cos 60^\circ$  related?



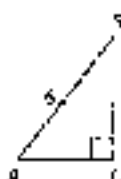
## PROBLEM SET 2.1

Problems 1 through 6 refer to right triangle  $ABC$  with  $C = 90^\circ$ . In each case, use the given information to find the six trigonometric functions of  $A$ .

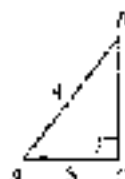
- |                          |                          |
|--------------------------|--------------------------|
| 1. $b = 3, c = 5$        | 2. $b = 5, c = 13$       |
| 3. $a = 2, b = 1$        | 4. $a = 3, b = 2$        |
| 5. $a = 2, b = \sqrt{3}$ | 6. $a = 3, b = \sqrt{7}$ |

In each right triangle below, find  $\sin A$ ,  $\cos A$ ,  $\tan A$ , and  $\sin B$ ,  $\cos B$ ,  $\tan B$ .

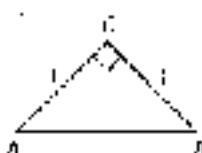
7.




8.



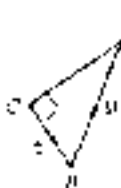
9.



10.




11.



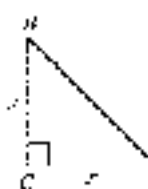
12.



13.

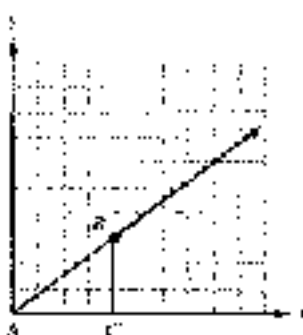


14.

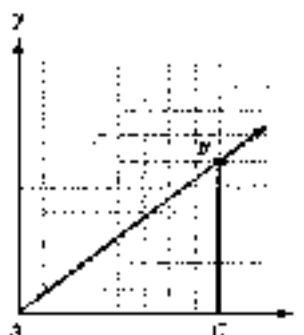


In each diagram below, angle  $A$  is in standard position. In each case, find the coordinates of point  $B$  and then find  $\sin A$ ,  $\cos A$ , and  $\tan A$ .

15.



16.



17. Use Definition II to explain why, for any acute angle  $\theta$ , it is impossible for  $\cos \theta = 3$ .

18. Use Definition 11 to explain why, for any acute angle  $\theta$ , it is impossible for  $\sec \theta = \frac{1}{2}$ .
19. Use Definition 11 to explain why it is possible to find an angle  $\theta$  that will make  $\tan \theta$  as large as we wish.
20. Use Definition 11 to explain why it is possible to find an angle  $\theta$  that will make  $\csc \theta$  as large as we wish.

Use the Cotangent Function to fill in the blanks so that each expression becomes a true statement.

21.  $\sin 10^\circ = \cos$  \_\_\_\_\_      22.  $\cos 40^\circ = \sin$  \_\_\_\_\_  
 23.  $\tan 8^\circ = \cot$  \_\_\_\_\_      24.  $\cot 12^\circ = \tan$  \_\_\_\_\_  
 25.  $\sin x = \cos$  \_\_\_\_\_      26.  $\sin y = \cos$  \_\_\_\_\_  
 27.  $\tan (90^\circ - x) = \cot$  \_\_\_\_\_      28.  $\tan (90^\circ - y) = \cot$  \_\_\_\_\_

Complete the following tables using exact values. Do not rationalize any denominators.

29.	$x$	$\sin x$	$\csc x$	30.	$x$	$\cos x$	$\sec x$
	$0^\circ$	0			$0^\circ$	$\frac{1}{\sqrt{3}}$	
	$30^\circ$	$\frac{1}{2}$			$30^\circ$	$\frac{1}{2}$	
	$45^\circ$	$\frac{1}{\sqrt{2}}$			$45^\circ$	$\frac{1}{\sqrt{2}}$	
	$60^\circ$	$\frac{\sqrt{3}}{2}$			$60^\circ$	$\frac{1}{2}$	
	$90^\circ$	1			$90^\circ$	0	

Simplify each expression by first substituting values from the table of exact values and then simplifying the resulting expression.

31.  $4 \sin 12^\circ$   
 32.  $3 \sin^2 4^\circ$   
 33.  $\frac{1}{2} \cos 30^\circ$   
 34.  $\sin^2 30^\circ$   
 35.  $(\sin 10^\circ + 1 \cos 60^\circ)^2$   
 36.  $\sin^2 40^\circ + 1 \cos^2 6^\circ$   
 37.  $\sin^2 45^\circ + 2 \sin 45^\circ \cos 45^\circ + 1 \cos^2 45^\circ$   
 38.  $(\sin 45^\circ - \cos 45^\circ)^2$   
 39.  $(\tan 45^\circ + \tan 50^\circ)^2$   
 40.  $\tan^2 45^\circ + 1 \tan^2 60^\circ$

For each expression that follows, replace  $x$  with  $30^\circ$ ,  $y$  with  $45^\circ$ , and  $z$  with  $60^\circ$ , and then simplify as much as possible.

41.  $2 \sin x$       42.  $4 \cos y$   
 43.  $4 \cos(x + 30^\circ)$       44.  $2 \sin(y + 45^\circ)$   
 45.  $3 \sin 2z$       46.  $2 \sin 2y$   
 47.  $2 \cos(3z + 45^\circ)$       48.  $2 \sin(90^\circ - z)$

Find exact values for each of the following:

49.  $\sec 30^\circ$       50.  $\csc 30^\circ$       51.  $\sec 50^\circ$       52.  $\sec 60^\circ$   
 53.  $\csc 45^\circ$       54.  $\cot 30^\circ$       55.  $\sec 45^\circ$       56.  $\csc 45^\circ$

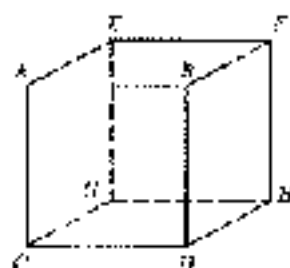


Figure 8

Problems 57 through 60 refer to right triangle  $ABC$  with  $C = 90^\circ$ . In each case, use a calculator to find  $\sin A$ ,  $\cos A$ ,  $\sin B$ , and  $\cos B$ . Round your answers to the nearest hundredth.

57.  $a = 3.42$ ,  $c = 5.70$

58.  $b = 8.85$ ,  $c = 9.62$

59.  $a = 17.44$ ,  $b = 7.67$

60.  $a = 11.28$ ,  $b = 6.46$

61. Suppose each edge of the cube shown in Figure 8 is 5 inches long. Find the sine and cosine of the angle formed by diagonals  $CE$  and  $DF$ .
62. Suppose each edge of the cube shown in Figure 8 is 7 inches long. Find the sine and cosine of the angle formed by diagonals  $CE$  and  $DF$ .
63. Suppose each edge of the cube shown in Figure 8 is  $x$  inches long. Find the sine and cosine of the angle formed by diagonals  $CE$  and  $DF$ .
64. Suppose each edge of the cube shown in Figure 8 is  $y$  inches long. Find the sine and cosine of the angle formed by diagonals  $CE$  and  $DF$ .

### REVIEW PROBLEMS

Turn now to each Problem Set and end with a series of review problems. In mathematics, it is very important to review. The more you review, the better you will understand the topics we cover and the longer you will remember them. Also, there will be times when matters that seemed confusing earlier will be less confusing the second time around.

The problems that follow review material we covered in Section 1.2.

Find the distance between each pair of points.

65.  $(5, 1)$ ,  $(2, 5)$

66.  $(3, -2)$ ,  $(-1, -4)$

67. Find  $x$  so that the distance between  $(x, 7)$  and  $(1, 5)$  is  $\sqrt{13}$ .

Draw each angle in standard position on and name a point on the terminal side.

68.  $135^\circ$

69.  $45^\circ$

For each angle below, name a coterminal angle between  $0^\circ$  and  $360^\circ$ .

70.  $-90^\circ$

71.  $-135^\circ$

72.  $-210^\circ$

73.  $-300^\circ$

## SECTION 2.2

## CALCULATORS AND TRIGONOMETRIC FUNCTIONS OF AN ACUTE ANGLE

In this section, we will see how calculators can be used to find approximations for trigonometric functions of angles between  $0^\circ$  and  $90^\circ$ . Before we begin our work with calculators, we need to look at degree measure in more detail.

We previously defined 1 degree ( $1^\circ$ ) to be  $\frac{1}{360}$  of a full rotation. A degree itself can be broken down further. If we divide  $1^\circ$  into 60 equal parts, each one of the parts is called a minute, denoted  $'$ . This minute is  $\frac{1}{60}$  of a degree; in other words, there are 60 minutes in every degree. The next smaller unit of angle measure is a second. One second,  $''$ , is  $\frac{1}{60}$  of a minute. There are 60 seconds in every minute.

$$1^\circ = 60' \quad \text{or} \quad 1' = \left(\frac{1}{60}\right)^\circ$$

$$1' = 60'' \quad \text{or} \quad 1'' = \left(\frac{1}{60}\right)'$$



Table 1 shows how to read angles written in degree measure.

The Expression	The Read
$52^{\circ} 10'$	52 degrees, 10 minutes
$5^{\circ} 27' 30''$	5 degrees, 27 minutes, 30 seconds
$13^{\circ} 24' 15''$	13 degrees, 24 minutes, 15 seconds



Photo courtesy of NASA  
Space Agency

The ability to measure angles to the nearest second provides enough accuracy for many circumstances, although in some applications, such as surveying and astronomy, even finer measurements may be used. For example, Gravity Probe B, a relativity gyroscope experiment being carried out by the National Aeronautic and Space Administration and Stanford University, will attempt to verify Einstein's general theory of relativity by measuring how space and time are warped by the presence of the Earth. To do so will require measuring a rotation of 0.0000000000000001 milliradian ( $1/10,000,000,000,000$  radian), which is equivalent to the width of a human hair as seen from 10 miles away!

**EXAMPLE 1** Add  $48^{\circ} 49'$  and  $12^{\circ} 26'$ .

**SOLUTION** We can add columns with degrees in the first column and minutes in the second column.

$$\begin{array}{r} 48^{\circ} 49' \\ + 12^{\circ} 26' \\ \hline 60^{\circ} 75' \end{array}$$

Because 60 minutes is equal to 1 degree, we can carry 1 degree from the minutes column to the degrees column.

$$1^{\circ} 07' 25' = 1^{\circ} 15'$$

**EXAMPLE 2** Subtract  $24^{\circ} 14'$  from  $90^{\circ}$ .

**SOLUTION** To subtract  $24^{\circ} 14'$  from  $90^{\circ}$ , we will have to “borrow” 1° and write that ° as 60'.

$$\begin{array}{r} 90^{\circ} \quad = \quad 89^{\circ} 60' \quad (\text{SILE } 90^{\circ}) \\ - 24^{\circ} 14' \quad = 24^{\circ} 14' \\ \hline 65^{\circ} 46' \end{array}$$

## Decimal Degree

An alternative to using minutes and seconds to break down degrees into smaller units is decimal degree. For example,  $30.5^{\circ}$ ,  $01.75^{\circ}$ , and  $63.831^{\circ}$  are measures of angles written in decimal degrees.

To convert from decimal degrees to degrees and minutes, we simply multiply the fractional part of the angle (the part to the right of the decimal point) by 60 to convert it to minutes.



**EXAMPLE 3** Change  $27.25^\circ$  to degrees and minutes.

**SOLUTION** Multiplying 0.25 by 60, we have the number of minutes equivalent to  $0.25^\circ$ .

$$\begin{aligned} 27.25^\circ &= 27^\circ + 0.25^\circ \\ &= 27^\circ + 0.25(60') \\ &= 27^\circ + 15' \\ &= 27^\circ 15' \end{aligned}$$

Of course in actual practice, we would not show all of these steps. They are shown here simply to indicate why we multiply only the decimal part of the decimal degree by 60 to change to degrees and minutes. ■



Figure 3

**Calculator Note** Most scientific and graphing calculators have keys that let you enter angles in degrees, minutes, and seconds format (DMS) or in decimal degrees (DD). You may also have keys or commands that let you convert from one format to the other. Figure 3 shows how Examples 1 through 3 might look when solved on a TI-84 graphing calculator. Consult your calculator's manual to see how this is done with your particular model.

**EXAMPLE 4** Change  $10^\circ 15'$  to decimal degrees.

**SOLUTION** We have to reverse the process we used in Example 3, to change  $15'$  to a decimal, we multiply by 60.

$$\begin{aligned} 10^\circ 15' &= 10^\circ + 45'' \\ &= 10^\circ + \left(\frac{45}{60}\right)^\circ \\ &= 10^\circ + 0.75^\circ \\ &= 10.75^\circ \end{aligned}$$

The process of converting back and forth between decimal degrees and degrees and minutes can become more complicated when we use decimal numbers with more digits. Or worse, we convert to degrees, minutes, and seconds. In this book, most of the angles written in decimal degrees will be written to the nearest tenth or, at most, the nearest hundredth. The angles written in degrees, minutes, and seconds will rarely go beyond the minutes column.

Table 2 lists the most common conversions between decimal degrees and minutes.

TABLE 2

Decimal Degree	Minutes
0.1°	6'
0.2°	12'
0.3°	18'
0.4°	24'
0.5°	30'
0.6°	36'
0.7°	42'
0.8°	48'
0.9°	54'
1.0°	60'

## Trigonometric Functions and Acute Angles

Thus far, we have been able to determine trigonometric functions only for angles for which we could find a pair of perpendicular sides or angles that were part of special triangles. We can find decimal approximations for trigonometric functions of any acute angle by using a calculator with keys for sine, cosine, and tangent.

First, there are a few things you should know. Just as distance can be measured in feet and also in meters, angles can be measured in degrees and also in radians. We will cover radian measure in Chapter 9. For now, you simply need to be sure that your calculator is set to work in degrees. We will refer to this setting as the *deg* (1)



*degree mode.* The most common mistake students make when finding values of trigonometric functions on a calculator is working in the wrong mode. As a rule, you should *always* check the mode settings on your calculator before evaluating a trigonometric function.

**EXAMPLE 5** Use a calculator to find  $\cos 37.8^\circ$ .

**SOLUTION** First, be sure your calculator is set in degree mode. Then, depending on the type of calculator you have, press the indicated keys.

Scientific Calculator

$$37.8 \text{ cos}$$

Graphing Calculator

$$\cos \left( \left[ \right] 37.8 \left[ \right] \right) \text{ [ENTER]}$$

Your calculator will display a number that rounds to 0.7902. The number 0.7902 is just an approximation of  $\cos 37.8^\circ$ , which is actually an irrational number, as are the trigonometric functions of most angles. ■

**Mode** We will give answers accurate to four places past the decimal point. You can set your calculator to four-place fixed-point mode, and it will show you the same results without having to round your answers mentally.

**Calculator Note** As we mentioned in Section 1.1, some graphing calculators use parentheses with certain function keys. For example, the TI-84 will automatically insert a left parenthesis when the  $\cos$  key is pushed, so TI-84 users can skip the  $\left[ \right]$  key. Other models do not include them at all. For the sake of clarity, we will often include parentheses throughout this book. You may be able to omit some of the parentheses with your model. Just be sure that you are able to obtain the same results shown for each example. ■

**EXAMPLE 6** Find  $\tan 58.75^\circ$ .

**SOLUTION** This time we use the  $\tan$  key.

Scientific Calculator

$$58.75 \text{ tan}$$

Graphing Calculator

$$\tan \left( \left[ \right] 58.75 \left[ \right] \right) \text{ [ENTER]}$$

Rounding to four places past the decimal point, we have

$$\tan 58.75^\circ \approx 1.6472$$

**EXAMPLE 7** Find  $\sin^2 14^\circ$ .

**SOLUTION** Because  $\sin^2 14^\circ = (\sin 14^\circ)^2$ , the calculator sequence is

Scientific Calculator

$$14 \text{ sin } \left[ \right] \left[ \right]$$

Graphing Calculator

$$\left( \left[ \right] \text{ sin } \left[ \right] 14 \left[ \right] \right) \left[ \right] \left[ \right] \text{ [ENTER]}$$

Rounding to four digits past the decimal point, we have

$$\sin^2 14^\circ \approx 0.0585$$

Most calculators do not have additional keys for the secant, cosecant, or cotangent functions. To find a value for one of these functions, we will use the appropriate reciprocal identity.





### EXAMPLE 3 Find $\sec 78^\circ$ .

**SOLUTION** Because  $\sec 78^\circ = \frac{1}{\cos 78^\circ}$ , the calculator sequence is



Figure 2

Scientific Calculator

$\frac{1}{\cos}$  | 78 |  $\cos$  |  $\frac{1}{\square}$

or

$\frac{1}{\square}$  | 78 |  $\cos$  |  $\frac{1}{\square}$

Graphing Calculator (Figure 3)

|cos| | 78 | ) | 1/R | ) | ENTER

or

|1/R| |cos| | 78 | ) | ) | ENTER

Rounding to four digits past the decimal point, we have

$$\sec 78^\circ = 4.8097$$

**EXAMPLE 4** To further justify the Cofunction Theorem introduced in the previous section, use a calculator to find  $\sin 24.3^\circ$  and  $\cos 65.7^\circ$ .

**SOLUTION** Note that the sum of  $24.3^\circ$  and  $65.7^\circ$  is  $24.3^\circ + 65.7^\circ = 90^\circ$ , so two angles are complementary. Using a calculator, and rounding our answers as we have above, we find that the sine of  $24.3^\circ$  is the cosine of its complement  $65.7^\circ$ :

$$\sin 24.3^\circ = 0.4115 \quad \text{and} \quad \cos 65.7^\circ = 0.4115$$

### USING A CALCULATOR

**APPROXIMATE VALUES**

Most graphing calculators have the ability to display several values of one or more functions simultaneously in a table format. We can use this ability to display approximate values for the sine and cosine functions. Then we can easily compare the displayed trigonometric function values for a given angle, or compare values of a single trigonometric function for different angles.

Create a table for the two functions  $Y_1 = \sin x$  and  $Y_2 = \cos x$  (Figure 3). Be sure your calculator is set to degree mode. Set up your table so that you can input the values of  $x$  yourself. On some calculators, this is done by setting the independent variable to Ask (Figure 4). Display the table, and input the following values for  $x$ :

$$x = 0, 30, 45, 60, 90$$

Once you have entered all five  $x$ -values, your table should look something like the one shown in Figure 5. Compare the approximate values from your calculator with the exact values we found in Section 2.1, shown here in Table 3.



Figure 3



Figure 4



Figure 5

TABLE 3 Exact Values

$x$	$\sin x$	$\cos x$
$0^\circ$	0	1
$30^\circ$	$\frac{1}{2}$	$\frac{\sqrt{3}}{2}$
$45^\circ$	$\frac{1}{\sqrt{2}}$	$\frac{1}{\sqrt{2}}$
$60^\circ$	$\frac{\sqrt{3}}{2}$	$\frac{1}{2}$
$90^\circ$	1	0

The  $\boxed{\sin^{-1}}$ ,  $\boxed{\cos^{-1}}$ , and  $\boxed{\tan^{-1}}$  keys allow us to find the value of a trigonometric function when we know the measure of the angle. *Heads up!* We can think of this value as being the ratio of the lengths of two sides of a right triangle. There are some problems, however, where we may be in the opposite situation and need to do the reverse. That is, we may know the value of the trigonometric function and need to find the angle. The calculator has an entire set of keys for this purpose. They are the  $\boxed{\sin^{-1}}$ ,  $\boxed{\cos^{-1}}$ , and  $\boxed{\tan^{-1}}$  keys. At first glance, the notation on these keys may lead you to believe that they will give us the reciprocals of the trigonometric functions. Instead, this notation is used to denote an inverse function, something we will cover in more detail in Chapter 4. For the time being, just remember that these keys are used to find the angle given the value of one of the trigonometric functions of the angle.

**Caution** Note! Some calculators do not have a key labeled as  $\boxed{\sin^{-1}}$ . You may need to press a combination of keys, such as  $\boxed{INV}$   $\boxed{\sin}$ ,  $\boxed{ARC}$   $\boxed{\sin}$ , or  $\boxed{2ND}$   $\boxed{\sin}$ . If you are not sure which key to press, look in the manual of your calculator manual under inverse trigonometric functions.

**EXAMPLE 10** Find the acute angle  $\theta$  for which  $\tan \theta = 3.152$ . Round your answer to the nearest tenth of a degree.

**SOLUTION** We are looking for the angle whose tangent is 3.152. We must use the  $\boxed{\tan^{-1}}$  key. First, be sure your calculator is set to degree mode. Then, press the indicated keys.

Scientific Calculator

$$3.152 \boxed{\tan^{-1}}$$

Graphing Calculator

$$\boxed{\tan^{-1}} \boxed{3.152} \boxed{=}$$

To the nearest tenth of a degree the answer is  $72.4^\circ$ . That is,  $\tan 72.4^\circ = 3.152$ .  $\theta = 72.4^\circ$ . ■

**EXAMPLE 11** Find the acute angle  $A$  for which  $\sin A = 0.3733$ . Round your answer to the nearest tenth of a degree.

**SOLUTION** The sequences are

Scientific Calculator

$$0.3733 \boxed{\sin^{-1}}$$

Graphing Calculator

$$\boxed{\sin^{-1}} \boxed{0.3733} \boxed{=}$$

The result is  $A = 21.9^\circ$ . ■

**EXAMPLE 12** To the nearest hundredth of a degree, find the acute angle  $B$  for which  $\sec B = 1.0758$ .

**SOLUTION** We do not have a second key on the calculator, so we must first use a reciprocal to convert this problem into a problem involving  $\cos B$  (as in Example 8).

$$\text{If} \quad \sec B = 1.0758$$

$$\text{then} \quad \frac{1}{\cos B} = \frac{1}{1.0758}$$

Take the reciprocal of each side.

$$\cos B = \frac{1}{1.0758}$$

Because the cosine is the reciprocal of the secant.



Figure 4

From this last line we see that the keys to press are

Scientific Calculator

0.0768  $\boxed{1/x}$   $\boxed{\cos}$

Graphing Calculator

$\boxed{\cos^{-1}}$   $\boxed{0.0768}$   $\boxed{x^{\square}}$   $\boxed{\circ}$   $\boxed{\text{ENTER}}$

See Figure 6.

To the nearest hundredth of a degree our answer is  $B = 21.77^\circ$ . ■

**EXAMPLE 13** Find the acute angle  $C$  for which  $\cot C = 0.0975$ . Round to the nearest degree.

**SOLUTION** First we rewrite the problem in terms of an  $x$ .

$$\text{If } \cot C = 0.0975$$

$$\text{then } \frac{1}{\cot C} = \frac{1}{0.0975} \quad \text{Take the reciprocal of each side.}$$

$$\tan C = \frac{1}{0.0975} \quad \text{Because the tangent is the reciprocal of the cotangent.}$$

From this last line we see that the keys to press are

Scientific Calculator

0.0975  $\boxed{1/x}$   $\boxed{\tan}$

Graphing Calculator

$\boxed{\tan^{-1}}$   $\boxed{0.0975}$   $\boxed{x^{\square}}$   $\boxed{\circ}$   $\boxed{\text{ENTER}}$

To the nearest degree our answer is  $C = 84^\circ$ . ■

### GETTING READY FOR CLASS

After reading through the preceding section, respond in your own words and in complete sentences.

- What is a unit of angle measure?
- How do you convert from centesimal degrees to degrees and minutes?
- How do you find  $\sin 58.75^\circ$  on your calculator?
- If  $\tan \theta = 3.152$ , how do you use a calculator to find  $\theta$ ?

## PROBLEM SET 2.2

Add or subtract as indicated.

- $(57^\circ 45') - (26^\circ 24')$
- $(41^\circ 20') + (32^\circ 10')$
- $(81^\circ 35') - (37^\circ 45')$
- $(62^\circ 38') + (24^\circ 52')$
- $(61^\circ 39') - (45^\circ 16')$
- $(77^\circ 21') + (23^\circ 10')$
- $50^\circ - (34^\circ 12')$
- $90^\circ - (62^\circ 25')$
- $180^\circ - (120^\circ 17')$
- $180^\circ - (112^\circ 19')$
- $(76^\circ 24') - (22^\circ 54')$
- $(85^\circ 38') - (28^\circ 35')$
- $(70^\circ 40') - (30^\circ 50')$
- $(80^\circ 50') - (30^\circ 36')$

Convert each of the following to degrees and minutes.

- $35.4^\circ$
- $69.2^\circ$
- $17.1625^\circ$
- $18.75^\circ$
- $22.53^\circ$
- $34.43^\circ$
- $19.9^\circ$
- $18.8^\circ$

Change each of the following to decimal degrees. If rounding is necessary, round to the nearest hundredth of a degree.

23.  $45^{\circ} 12'$       24.  $74^{\circ} 14'$       25.  $62^{\circ} 39'$       26.  $21^{\circ} 48'$   
 27.  $17^{\circ} 30'$       28.  $29^{\circ} 40'$       29.  $48^{\circ} 25'$       30.  $76^{\circ} 21'$

Use a calculator to find each of the following. Round all answers to four places past the decimal point.

31.  $\sin 27.2^{\circ}$       32.  $\cos 82.9^{\circ}$       33.  $\cos 18^{\circ}$       34.  $\sin 42^{\circ}$   
 35.  $\tan 67.32^{\circ}$       36.  $\tan 81.43^{\circ}$       37.  $\cos 51^{\circ}$       38.  $\sin 74^{\circ}$   
 39.  $\sin 48.7^{\circ}$       40.  $\sec 7^{\circ} 5^{\circ}$       41.  $\csc 14.15^{\circ}$       42.  $\csc 13.21^{\circ}$

Use a calculator to find each of the following. Round all answers to four places past the decimal point.

43.  $\cos 24^{\circ} 11'$       44.  $\sin 5^{\circ} 10'$       45.  $\tan 42^{\circ} 15'$       46.  $\tan 19^{\circ} 45'$   
 47.  $\sin 56^{\circ} 40'$       48.  $\cos 56^{\circ} 40'$       49.  $\sec 45^{\circ} 54'$       50.  $\sin 34^{\circ} 25'$

Use a calculator to complete the following tables. (Be sure your calculator is in degree mode.) Round all answers to four digits past the decimal point. If you have a graphing calculator with table-building capabilities, use it to construct the tables.

51.

$x$	$\sin x$	$\cos x$
$0^{\circ}$		
$30^{\circ}$		
$45^{\circ}$		
$60^{\circ}$		
$90^{\circ}$		

52.

$x$	$\cos x$	$\sin x$
$0^{\circ}$		
$30^{\circ}$		
$45^{\circ}$		
$60^{\circ}$		
$90^{\circ}$		

Use a calculator to complete the following tables. (Be sure your calculator is in degree mode.) Round all answers to four digits past the decimal point. If you have a graphing calculator with table-building capabilities, use it to construct the tables.

53.

$x$	$\sin x$	$\cos x$	$\tan x$
$0^{\circ}$			
$15^{\circ}$			
$20^{\circ}$			
$45^{\circ}$			
$60^{\circ}$			
$75^{\circ}$			
$90^{\circ}$			

54.

$x$	$\csc x$	$\sec x$	$\cot x$
$0^{\circ}$			
$15^{\circ}$			
$30^{\circ}$			
$45^{\circ}$			
$60^{\circ}$			
$75^{\circ}$			
$90^{\circ}$			

Hint:  $0^{\circ} < \theta$  is between  $0^{\circ}$  and  $90^{\circ}$ . Round your answers to the nearest tenth of a degree.

55.  $\csc \theta = 0.9770$       56.  $\sin \theta = 0.3971$   
 57.  $\tan \theta = 0.5873$       58.  $\cos \theta = 0.5496$   
 59.  $\sin \theta = 0.0813$       60.  $\tan \theta = 0.6373$   
 61.  $\sec \theta = 1.0459$       62.  $\sec \theta = 1.0801$   
 63.  $\csc \theta = 1.821^{\circ}$       64.  $\csc \theta = 1.1293$   
 65.  $\cot \theta = 0.5873$       66.  $\cot \theta = 0.4327$



Use a calculator to find a value of  $\theta$  between  $0^\circ$  and  $90^\circ$  that satisfies each statement below. Write your answer in degrees and minutes rounded to the nearest minute.

67.  $\sin \theta = 0.7028$

68.  $\csc \theta = 0.9153$

69.  $\cos \theta = 0.4112$

70.  $\sin \theta = 0.9954$

71.  $\cot \theta = 5.5764$

72.  $\csc \theta = 4.0282$

73.  $\sec \theta = 1.0129$

74.  $\csc \theta = 7.0683$

To further justify the Co-Function Theorem, use your calculator to find a value for each pair of trigonometric functions below. In each case, the trigonometric functions are definitions of one another, and the angles are complementary angles. Round your answers to four places past the decimal point.

75.  $\sin 23^\circ, \cos 67^\circ$

76.  $\sin 53^\circ, \cos 37^\circ$

77.  $\sec 34.5^\circ, \csc 55.5^\circ$

78.  $\sec 56.7^\circ, \csc 33.3^\circ$

79.  $\tan^{-1} 30^\circ, \cot 65^\circ 30'$

80.  $\tan^{-1} 30^\circ, \cot 79^\circ 30'$

Work each of the following problems on your calculator. Do not write down or round off any intermediate answers. Each answer should be 1.

81.  $\cos^2 37^\circ + \sin^2 37^\circ$

82.  $\cos^2 85^\circ + \sin^2 85^\circ$

83.  $\sin^2 10^\circ + \cos^2 10^\circ$

84.  $\sin^2 8^\circ + \cos^2 8^\circ$

85. What happens when you try to find  $\theta$  for  $\sin \theta = 1.234$  on your calculator? Why does it happen?

86. What happens when you try to find  $\theta$  for  $\sin \theta = 4.321$  on your calculator? Why does this happen?

87. What happens when you try to find  $\tan \theta$  on your calculator? Why does it happen?

88. What happens when you try to find  $\cot \theta$  on your calculator? Why does this happen?

Complete each of the following tables. Round all answers to the nearest tenth.

89. a.

$x$	$\tan x$
$47^\circ$	
$87.5^\circ$	
$88^\circ$	
$48.9^\circ$	
$89^\circ$	
$89.5^\circ$	
$89^\circ$	

b.

$x$	$\cot x$
$75.2^\circ$	
$85.5^\circ$	
$85.6^\circ$	
$75.7^\circ$	
$85.8^\circ$	
$85.9^\circ$	
$90^\circ$	

90. a.

$x$	$\cot x$
$3^\circ$	
$2.5^\circ$	
$2^\circ$	
$1.5^\circ$	
$1^\circ$	
$0.5^\circ$	
$0^\circ$	

b.

$x$	$\cot x$
$0.8^\circ$	
$0.9^\circ$	
$0.4^\circ$	
$0.3^\circ$	
$0.2^\circ$	
$0.1^\circ$	
$0^\circ$	

**Sundials** The Mauthner sundial is designed so that the shadow of the gnomon (the vertical triangular piece) is constant at each hour for one day to the next. It allows the hours to be marked on the sundial using a single scale that is not affected by the changes in the Sun's path during the year. If the sundial is positioned so that the gnomon's edge lies along a longitudinal line from north to south, then at exactly noon the gnomon will cast a shadow due north.



Figure 7

As the Sun moves, the shadow will sweep out an angle toward the east, labeled  $\theta$  in Figure 7, called the *shadow angle*. This angle can be calculated using the formula

$$\tan \theta = \sin \alpha \tan h \quad (5)$$

where  $\alpha$  is the latitude of the position of the sundial and  $h$  is a number of hours from noon.

91. The latitude of San Luis Obispo, California, is  $35.282^\circ$ . Find the shadow angle for a sundial in San Luis Obispo at 2:00 p.m. Round to the nearest tenth of a degree.
92. The latitude of Fargo, North Dakota, is  $46.877^\circ$ . Find the shadow angle for a sundial in Fargo at 3:00 p.m. Round to the nearest tenth of a degree.

#### REVIEW PROBLEMS

The problems that follow review material we covered in Section 1.3. Find  $\sin \theta$ ,  $\cos \theta$ , and  $\tan \theta$  if the given point is on the terminal side of  $\theta$ .

93.  $(3, -2)$

94.  $(-\sqrt{3}, 1)$

Find  $\sin \theta$ ,  $\cos \theta$ , and  $\tan \theta$  for each value of  $\theta$ . (Do not use calculators.)

95.  $90^\circ$

96.  $135^\circ$

Find the remaining trigonometric functions of  $\theta$  if

97.  $\cos \theta = -5/13$  and  $\theta$  terminates in QII

98.  $\tan \theta = -3/4$  and  $\theta$  terminates in QII

In which quadrant must the terminal side of  $\theta$  lie if

99.  $\sin \theta > 0$  and  $\cos \theta < 0$

100.  $\tan \theta > 0$  and  $\sec \theta < 0$

## SECTION 2.3 SOLVING RIGHT TRIANGLES

The first Ferris wheel was designed and built by American engineer George W. G. Ferris in 1893. The diameter of this wheel was 250 feet. It had 36 cars, each of which held 40 passengers. The top of the wheel was 214 feet above the ground. It took



20 minutes to complete one revolution. As you will see as we progress through the book, trigonometric functions can be used to model the motion of a rider on a Ferris wheel. The model can be used to give information about the position of the rider at any time during a ride. For instance, in the last example of this section, we will use Definition II for the trigonometric functions to find the height a rider is above the ground at certain positions on a Ferris wheel.

In this section, we will use Definition II for trigonometric functions of an acute angle, along with our calculators, to find the missing parts to some right triangles. Before we begin, however, we need to talk about significant digits.

#### DEFINITION

The number of *significant digits* (or *figures*) in a number is found by counting all the digits from left to right beginning with the first nonzero digit on the left. When no decimal point is present, trailing zeros are not considered significant.

According to this definition,

- 0.042 has two significant digits
- 0.705 has one significant digit
- 20.5 has three significant digits
- 6.700 has four significant digits
- 9.200 has four significant digits
- 700 has one significant digit

Note: In actual practice it is not always possible to tell how many significant digits an integer like 700 has. For instance, if exactly 700 people signed up to take history at your school, then 700 has three significant digits. On the other hand, if 750 is the result of a calculation in which the answer, 700, has been rounded to the nearest one, then it has two significant digits. There are ways to write integers like 700 so that the number of significant digits can be determined exactly. One way is with scientific notation. However, to simplify things, in this book we will assume that measurements (other than angles) written without decimal points have the *largest* possible number of significant digits. In the case of 700, that number is one. For angles, we will assume that all angle measures written as integers are accurate to the nearest degree.

The relationship between the accuracy of the sides of a triangle and the accuracy of the angles in the same triangle is shown in Table 1.

**TABLE 1** Accuracy of Sides and Angles

Accuracy of Sides	Accuracy of Angles
Two significant digits	Nearest degree
Three significant digits	Nearest 10 minutes or tenth of a degree
Four significant digits	Nearest minute or hundredth of a degree

We are now ready to use Definition II to solve right triangles. We solve a right triangle by using the information given about it to find all of the missing sides and angles. In all of the examples and in the Problem Set that follows, we will assume that  $C$  is the right angle in all of our right triangles, unless otherwise noted.

Unless stated otherwise, we round our answers so that the number of significant digits in our answers matches the number of significant digits in the least significant number given in the original problem. Also, we round our answers only and not any of the numbers in the intermediate steps. Finally, we are rounding the values of the trigonometric functions to four significant digits simply to avoid cluttering the page with long decimal numbers. This does not mean that you should stop halfway through a problem and round the values of trigonometric functions to four significant digits before continuing.

**EXAMPLE 1** In right triangle  $ABC$ ,  $A = 40^\circ$  and  $c = 12$  centimeters. Find  $a$ ,  $b$ , and  $B$ .

**SOLUTION** We begin by making a diagram of the situation (Figure 1). The diagram is very important because it lets us visualize the relationship between the given information and the information we are asked to find.

To find  $B$ , we use the fact that the sum of the two acute angles in any right triangle is  $90^\circ$ :

$$\begin{aligned} B &= 90^\circ - A \\ &= 90^\circ - 40^\circ \\ B &= 50^\circ \end{aligned}$$

To find  $a$ , we can use the formula for  $\sin A$ :

$$\sin A = \frac{a}{c}$$

Multiplying both sides of this formula by  $c$  and then substituting in our given values of  $c$  and  $A$  we have

$$\begin{aligned} a &= c \sin A \\ &= 12 \sin 40^\circ \\ &= 12(0.6428) \quad \sin 40^\circ = 0.6428 \\ a &= 7.7 \text{ cm} \quad \text{Answer rounded to two significant digits} \end{aligned}$$

There is more than one way to find  $a$ .

Using  $\cos A = \frac{b}{c}$ , we have

$$\begin{aligned} b &= c \cos A \\ &= 12 \cos 40^\circ \\ &= 12(0.7660) \\ b &= 9.2 \text{ cm} \end{aligned}$$

Using the Pythagorean Theorem, we have

$$\begin{aligned} c^2 &= a^2 + b^2 \\ b &= \sqrt{c^2 - a^2} \\ &= \sqrt{12^2 - 7.7^2} \\ &= \sqrt{144 - 59.29} \\ &= \sqrt{84.71} \\ b &= 9.2 \end{aligned}$$

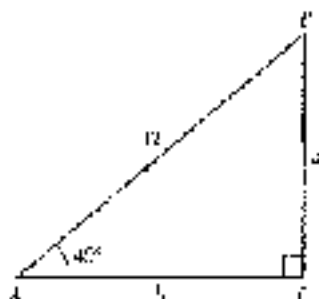


Figure 1





In Example 3, we are given two sides and asked to find the remaining parts of a right triangle.

**EXAMPLE 3** In right triangle  $ABC$ ,  $a = 2.73$  and  $b = 3.41$ . Find the remaining side and angles.

**SOLUTION** Figure 2 is a diagram of the triangle. We can find  $A$  by using the formula for  $\tan A$ .

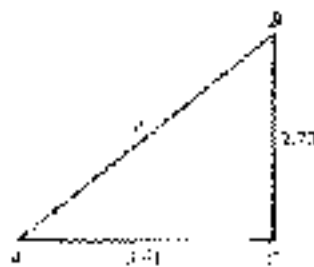


Figure 2

$$\begin{aligned}\tan A &= \frac{a}{b} \\ &= \frac{2.73}{3.41} \\ \tan A &= 0.8006\end{aligned}$$

Now to find  $A$ , we use a calculator.

$$A = \tan^{-1}(0.8006) = 38.7^\circ$$

Next we find  $B$ .

$$\begin{aligned}B &= 90.0^\circ - A \\ &= 90.0^\circ - 38.7^\circ \\ B &= 51.3^\circ\end{aligned}$$

Notice we are rounding each angle to the nearest tenth of a degree since the sides we were originally given have three significant digits.

We can find  $c$  using the Pythagorean Theorem or one of our trigonometric functions. Let's start with a trigonometric function.

$$\begin{aligned}\text{If } \sin A &= \frac{a}{c} \\ \text{Then } c &= \frac{a}{\sin A} && \text{Multiply each side by } c, \text{ then divide} \\ &= \frac{2.73}{\sin 38.7^\circ} && \text{each side by } \sin A \\ &= \frac{2.73}{0.6257} \\ &= 4.36 && \text{to three significant digits}\end{aligned}$$

Using the Pythagorean Theorem, we obtain the same result.

$$\begin{aligned}\text{If } c^2 &= a^2 + b^2 \\ \text{then } c &= \sqrt{a^2 + b^2} \\ &= \sqrt{(2.73)^2 + (3.41)^2} \\ &= \sqrt{13.061} \\ &= 4.36\end{aligned}$$

■

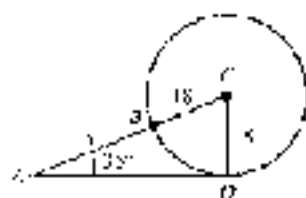


Figure 3

**EXAMPLE 3** The circle in Figure 3 has its center at  $C$  and a radius of 18 inches. If triangle  $ABC$  is a right triangle and  $A$  is  $35^\circ$ , find  $x$ , the distance from  $A$  to  $B$ .

**SOLUTION** In triangle  $ABC$ , the side opposite  $A$  is 18 and the hypotenuse is  $x + 18$ . We can use  $\sin A$  to write an equation that will allow us to solve for  $x$ .

$$\sin 35^\circ = \frac{18}{x + 18}$$

$$(x + 18) \sin 35^\circ = 18 \quad \text{Multiply each side by } x + 18$$

$$x + 18 = \frac{18}{\sin 35^\circ} \quad \text{Divide each side by } \sin 35^\circ$$

$$x + 18 = \frac{18}{0.5736} \quad \text{Subtract 18 from each side}$$

$$x + 18 = 31.38$$

$$x = 13 \text{ inches} \quad \text{To two significant digits}$$

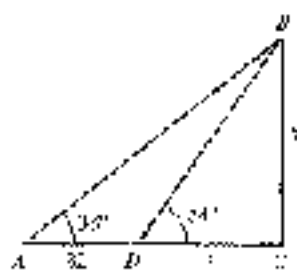


Figure 4

**EXAMPLE 4** In Figure 4, the distance from  $A$  to  $D$  is 32 feet. Use the information in Figure 4 to solve for  $x$ , the distance between  $D$  and  $C$ .

**SOLUTION** To find  $x$  we write two equations, each of which contains the variables  $x$  and  $h$ . Then we solve each equation for  $h$  and set the two expressions for  $h$  equal to each other.

Two equations involving both $x$ and $h$	$\begin{cases} \tan 35^\circ = \frac{h}{x} & \Rightarrow h = x \tan 35^\circ \\ \tan 54^\circ = \frac{h}{x + 32} & \Rightarrow h = (x + 32) \tan 54^\circ \end{cases}$	Solve each equation for $h$
--	--	-----------------------------

Setting the two expressions for  $h$  equal to each other gives us an equation that involves only  $x$ .

$$h = h$$

Therefore

$$x \tan 35^\circ = (x + 32) \tan 54^\circ$$

$$x \tan 35^\circ = x \tan 54^\circ + 32 \tan 54^\circ \quad \text{Distributive property}$$

$$x \tan 35^\circ - x \tan 54^\circ = 32 \tan 54^\circ \quad \text{Subtract } x \tan 54^\circ \text{ from each side}$$

$$x(\tan 35^\circ - \tan 54^\circ) = 32 \tan 54^\circ \quad \text{Factor } x \text{ from each term on the left side}$$

$$x = \frac{32 \tan 54^\circ}{\tan 35^\circ - \tan 54^\circ} \quad \text{Divide each side by the coefficient of } x$$

$$x = \frac{32(0.7513)}{-0.7513}$$

$$x \approx 1.3754 = 0.7513$$

$$x = 47 \text{ ft} \quad \text{To two significant digits}$$



STANLEY COURT



**EXAMPLE 5** In the introduction to this section, we gave some of the facts associated with the first Ferris wheel, Figure 5 is a simplified model of that Ferris wheel. If  $\theta$  is the central angle formed as a rider moves from position  $P_1$  to position  $P_2$ , find the rider's height above the ground  $h$  when  $\theta$  is  $45^\circ$ .

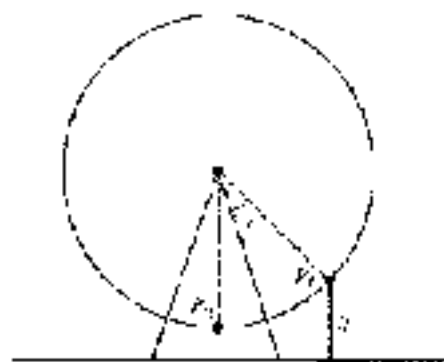


Figure 5

**SOLUTION** We know from the introduction to this section that the diameter of the first Ferris wheel was 250 feet, which means the radius was 125 feet. Because the top of the wheel was 254 feet above the ground, the distance from the ground to the bottom of the wheel was 14 feet (the distance to the top minus the diameter of the wheel). To form a right triangle, we draw a horizontal line from  $P_2$  to the vertical line connecting the center of the wheel  $O$  with  $P_1$ . This information is shown in Figure 6.

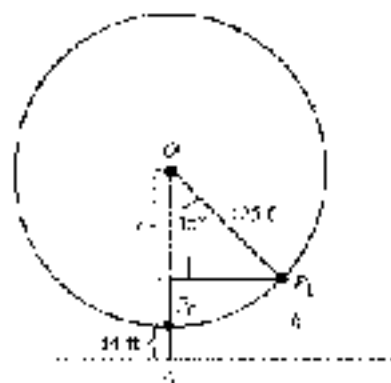


Figure 6

The key to solving this problem is recognizing that  $x$  is the difference between 125 (the distance from the center of the wheel to the ground) and  $h$ . Because 14 is 139 feet (the radius of the wheel plus the distance between the bottom of the wheel and the ground:  $125 + 14 = 139$ ), we have

$$x = 139 - h$$

We use the cosine ratio to write an equation that contains  $h$ .

$$\begin{aligned} \cos 45^\circ &= \frac{x}{125} \\ &= \frac{139 - h}{125} \end{aligned}$$

Solving for  $h$  we have

$$\begin{aligned} 125 \cos 45^\circ &= 139 - h \\ h &= 139 - 125 \cos 45^\circ \\ &= 139 - 125(0.7071) \\ &= 139 - 88.4 \\ &\approx 51 \text{ ft} \end{aligned} \quad \begin{array}{l} \text{Two significant digits} \end{array}$$

If  $\theta = 45^\circ$ , a rider at position  $P$  is  $\frac{1}{2}$  of the way around the wheel. At that point, the rider is approximately 51 feet above the ground.  $\blacksquare$

### GETTING READY FOR CLASS

After reading through the preceding section, respond in your own words and in complete sentences.

- How do you determine the number of significant digits in a number?
- Explain the relationship between the accuracy of the sides and the accuracy of the angles in a triangle.
- In right triangle  $ABC$ , angle  $A$  is  $70^\circ$ . How do you find the measure of angle  $B$ ?
- In right triangle  $ABC$ , angle  $A$  is  $41^\circ$  and side  $c$  is 12 centimeters. How do you find the length of side  $a$ ?

### PROBLEM SET 2.3

Problems 1 through 14 refer to right triangle  $ABC$  with  $C = 90^\circ$ . Begin each problem by drawing a picture of the triangle with both the given and asked-for information labeled appropriately. Ask, write your answers for angles in decimal degrees.

- $\angle A = 42^\circ$  and  $c = 15$  ft, find  $a$ .
- $\angle A = 42^\circ$  and  $c = 85$  cm, find  $b$ .
- $\angle A = 54^\circ$  and  $a = 25$  m, find  $c$ .
- $\angle A = 54^\circ$  and  $b = 55$  m, find  $c$ .
- $\angle B = 24.5^\circ$  and  $c = 2.54$  ft, find  $a$ .
- $\angle B = 10.9^\circ$  and  $c = 7.55$  cm, find  $b$ .
- $\angle B = 53.32^\circ$  and  $b = 12.34$  yd, find  $a$ .
- $\angle B = 72.60^\circ$  and  $a = 43.2$  inches, find  $b$ .
- $\angle a = 16$  cm and  $b = 26$  cm, find  $A$ .
- $\angle a = 42.2$  inches and  $b = 32.4$  inches, find  $B$ .
- $\angle b = 6.7$  m and  $c = 7.2$  m, find  $A$ .
- $\angle b = 9.8$  mm and  $c = 12$  mm, find  $B$ .
- $\angle c = 45.54$  ft and  $a = 25.32$  ft, find  $A$ .
- $\angle c = 5.578$  ft and  $a = 4.561$  ft, find  $A$ .

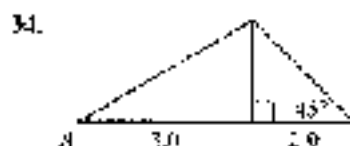
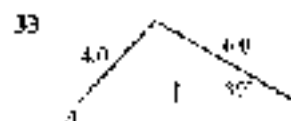
Problems 15 through 22 refer to right triangle  $ABC$ , with  $C = 90^\circ$ . In each case, solve for all the missing parts using the given information. (For Problems 22 through 29, write your angles in decimal degrees.)

- |  |  |
|--|--|
| 15. $A = 27^\circ$ , $c = 24$ m          | 16. $A = 41^\circ$ , $c = 56$ m          |
| 17. $A = 37.6^\circ$ , $a = 43.4$ inches | 18. $A = 48.3^\circ$ , $a = 3.45$ inches |



19.  $A = 107.42^\circ$ ,  $b = 5.952$  cm  
 21.  $B = 76^\circ$ ,  $c = 5.8$  ft  
 23.  $B = 36^\circ 30'$ ,  $b = 321$  mm  
 25.  $B = 33^\circ 5'$ ,  $a = 5.132$  mi  
 27.  $a = 37$  ft,  $b = 87$  ft  
 29.  $a = 2.75$  cm,  $c = 4.05$  cm  
 31.  $b = 12.27$  inches,  $c = 25.52$  inches  
 20.  $A = 66^\circ 51'$ ,  $b = 28.28$  cm  
 22.  $B = 2.7^\circ$ ,  $c = 4.2$  ft  
 24.  $B = 53^\circ 30'$ ,  $b = 725$  mm  
 26.  $B = 44.44^\circ$ ,  $a = 5.555$  mi  
 28.  $a = 91$  ft,  $b = 85$  ft  
 30.  $a = 62.3$  cm,  $c = 73.6$  cm  
 32.  $b = 377.3$  inches,  $c = 598.5$  inches

In Problems 33 and 34, use the information given in the diagram to find  $A$  to the nearest degree.



The circle in Figure 7 has a radius of  $r$  and center  $O$ . The distance from  $A$  to  $O$  is  $x$ . Use Problems 35 through 38, redraw Figure 7, label it as indicated in each problem, and then solve the problem.

35. If  $A = 41^\circ$  and  $r = 12$ , find  $x$ .  
 36. If  $A = 26^\circ$  and  $r = 19$ , find  $x$ .  
 37. If  $A = 45^\circ$  and  $r = 15$ , find  $x$ .  
 38. If  $C = 65^\circ$  and  $r = 20$ , find  $x$ .

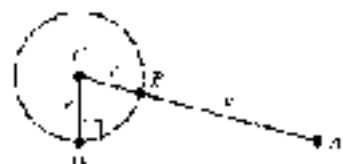


Figure 7




Figure 8



Figure 9

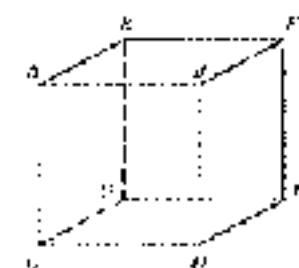


Figure 10

Figure 8 shows two right triangles drawn at  $90^\circ$  to each other. For Problems 39 through 42, redraw Figure 8, label it as the problem indicates, and then solve the problem.

39. If  $\angle ABD = 27^\circ$ ,  $C = 62^\circ$ , and  $BC = 42$ , find  $x$  and then find  $B$ .  
 40. If  $\angle ABD = 53^\circ$ ,  $C = 48^\circ$ , and  $BC = 42$ , find  $x$  and then find  $B$ .  
 41. If  $AC = 32$ ,  $b = 19$ , and  $C = 41^\circ$ , find  $\angle ABD$ .  
 42. If  $AC = 19$ ,  $b = 52$ , and  $C = 49^\circ$ , find  $\angle ABD$ .

In Figure 9, the distance from  $A$  to  $D$  is  $y$ , the distance from  $D$  to  $C$  is  $x$ , and the distance from  $C$  to  $B$  is  $k$ . Use Figure 9 to solve Problems 43 through 48.

43. If  $A = 41^\circ$ ,  $\angle BDC = 58^\circ$ ,  $AD = 18$ , and  $DB = 14$ , find  $x$ , then  $y$ .  
 44. If  $A = 22^\circ$ ,  $\angle BDC = 78^\circ$ ,  $AD = 17$ , and  $DB = 12$ , find  $x$ , then  $y$ .  
 45. If  $A = 41^\circ$ ,  $\angle BDC = 58^\circ$ , and  $AB = 26$ , find  $A$ , then  $x$ .  
 46. If  $A = 32^\circ$ ,  $\angle BDC = 18^\circ$ , and  $AB = 56$ , find  $A$ , then  $x$ .  
 47. If  $A = 43^\circ$ ,  $\angle BDC = 57^\circ$ , and  $y = 11$ , find  $x$ .  
 48. If  $A = 22^\circ$ ,  $\angle BDC = 11^\circ$ , and  $y = 14$ , find  $x$ .

49. Suppose each edge of the cube shown in Figure 10 is 5.00 inches long. Find the measure of the angle formed by diagonals  $CF$  and  $CH$ . Round your answer to the nearest tenth of a degree.

50. Suppose each edge of the cube shown in Figure 10 is 3.50 inches long. Find the measure of the angle formed by diagonals  $BE$  and  $DG$ . Round your answer to the nearest tenth of a degree.

51. Suppose each edge of the cube shown in Figure 10 is 1.1 inches long. Find the measure of the angle formed by diagonals  $CF$  and  $CH$  in Figure 10. Round your answer to the nearest tenth of a degree.



**Soccer** A regulation soccer field has a rectangular penalty area that measures 18 feet by 34 feet. The goal is 24 feet wide and centered along the back of the penalty area, with the goalkeeper 6 feet from either side of their position for a total coverage of 12 feet. (Source: *Fédération Internationale de Football Association*.)

52. A penalty kick is taken from a corner of the penalty area at position  $A$  (see Figure 11). The goalkeeper stands 6 feet from the goalpost nearest the shooter and can't block a shot anywhere except the middle of the goal and the nearest goalpost (segment  $CD$ ). To score, the shooter must kick the ball within the angle  $CAE$ . Find the measure of this angle to the nearest tenth of a degree.

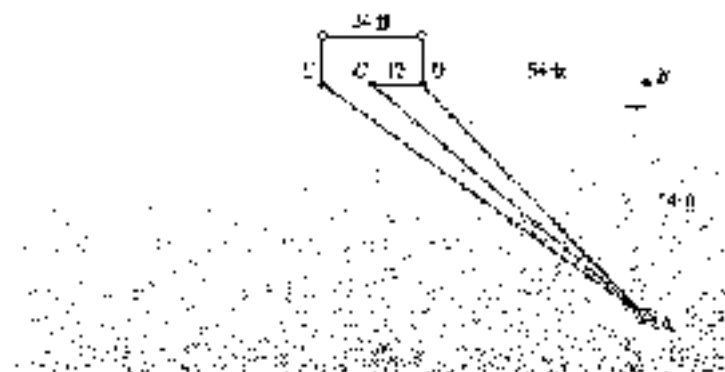


Figure 11

53. A penalty kick is taken from a corner of the penalty area at position  $A$  (see Figure 12). The goalkeeper stands in the center of the goal and can't block a shot anywhere along segment  $CD$ . To score, the shooter must kick the ball within the angle  $CAE$  or angle  $DAE$ . Find the sum of these two angles to the nearest tenth of a degree.

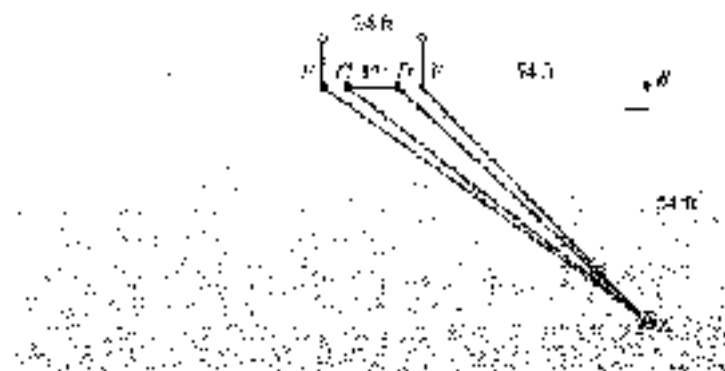


Figure 12

54. A penalty kick is taken from the center of the penalty area at position  $A$  (see Figure 13). The goalkeeper stands in the center of the goal and can't block a shot anywhere along segment  $CD$ . To score, the shooter must kick the ball within the angle  $CAE$  or angle  $DAE$ . Find the sum of these two angles to the nearest tenth of a degree.

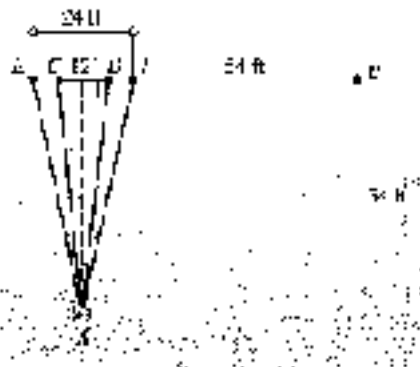


Figure 13

55. Based on your answers to Problems 52 and 53, should the goalkeeper stand to the side or at the center of the goal? Why?
56. Based on your answers to Problems 52 and 54, should the shooter kick from the corner or the center of the penalty area? Why?

Repeat Example 5 from this section for the following values of  $\theta$ .

57.  $\theta = 30^\circ$   
 58.  $\theta = 60^\circ$   
 59.  $\theta = 120^\circ$   
 60.  $\theta = 135^\circ$



© 1998 by Glencoe/McGraw-Hill, a division of The McGraw-Hill Companies, Inc.



61. **Ferris Wheel** In 1897, a Ferris wheel was built in Vermont that still stands today. It is named the Rosemaid, which translates to the *Green Wheel*. The diameter of the Rosemaid is 177 feet. The top of the wheel stands 209 feet above the ground. Figure 14 is a model of the Rosemaid with angle  $\theta$  the central angle but is formed as a rider moves from the initial position  $P_0$  to position  $P_1$ . The rider is  $w$  feet above the ground in position  $P_1$ .
- a. Find  $w$  if  $\theta$  is  $120.0^\circ$ .  
 b. Find  $w$  if  $\theta$  is  $210.0^\circ$ .  
 c. Find  $w$  if  $\theta$  is  $315.0^\circ$ .

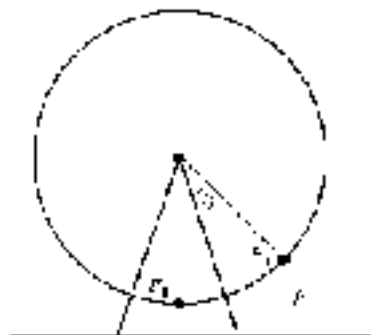


Figure 14



62. **Ferris Wheel** A Ferris wheel with a diameter of 165 feet was built in St. Louis in 1986. It is called Colossus. The top of the wheel stands 174 feet above the ground. Use the diagram in Figure 14 as a model of Colossus.
- a. Find  $w$  if  $\theta$  is  $50.0^\circ$ .  
 b. Find  $w$  if  $\theta$  is  $240.0^\circ$ .  
 c. Find  $w$  if  $\theta$  is  $315.0^\circ$ .



## REVIEW PROBLEM 66A

The following problems review material that we discussed in Section 1.4.

63. If  $\sin \theta = \frac{1}{2}$ , find  $\cos^2 \theta$ .
64. If  $\cos \theta = \frac{1}{3}$ , find  $\sin^2 \theta$ .
65. If  $\sin \theta = \frac{1}{3}$  and  $\theta$  terminates in QII, find  $\cos \theta$ .
66. If  $\cos \theta = -\frac{2}{3}$  and  $\theta$  terminates in QIII, find  $\sin \theta$ .
67. If  $\cos A = \frac{2}{5}$  with  $A$  in QIV, find  $\sin A$ .
68. If  $\sin A = \frac{1}{3}$  with  $A$  in QII, find  $\cos A$ .

Find the remaining trigonometric ratios for  $\theta$ ,  $\theta$ .

69.  $\sin \theta = \sqrt{3}/2$  with  $\theta$  in QI
70.  $\cos \theta = 1/\sqrt{5}$  with  $\theta$  in QIV
71.  $\sec \theta = -2$  with  $\theta$  in QIII
72.  $\csc \theta = -2$  with  $\theta$  in QIII

## EXTENDING THE CONCEPTS



73. **Human Cannonball** In Example 7 of Section 1.2, we found the equation of the path of the human cannonball. At the 1997 Washington County Fair in Oregon, David Smith, Jr., The Bullet, was shot from a cannon. As a human cannonball, he reached a height of 70 feet before landing in a net 160 feet from the cannon. In that example, we found the equation that describes his path is

$$y = -\frac{1}{640}x^2 + (x - 80)^2 + 70 \text{ for } 0 \leq x \leq 160$$

Graph this equation using the window

$$0 \leq x \leq 180, \text{ scale } = 20, 0 \leq y \leq 80, \text{ scale } = 10$$

Then zoom in on the curve near the origin until the graph has the appearance of a straight line. Use **TRACE** to find the coordinates of any point on the graph. This point defines an approximate right triangle (Figure 15). Use the triangle to find the angle between the cannon and the horizontal.

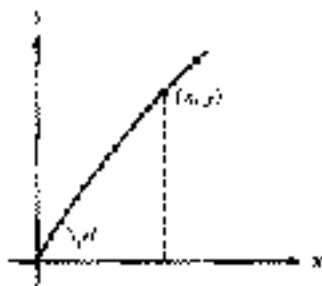


Figure 15



Figure 16



74. **Human Cannonball** To get a better estimate of the angle described in Problem 73, we can use the table feature of your calculator. From Figure 15, we see that for any point  $(a, b)$  on the curve,  $\theta = \tan^{-1}(b/a)$ . Define functions  $Y_1$  and  $Y_2$  as shown in Figure 16. Then set up your table so that you can input the following values of  $x$ :

$$x = 0.5, 1, 0.5, 0.1, 0.01$$

Based on the results, what is the angle between the cannon and the horizontal?





## SECTION 2.4 APPLICATIONS

As mentioned in the introduction to this chapter, we can use right triangle trigonometry to solve a variety of problems, such as problems involving topographic maps. In this section, we will see how this is done by looking at a number of applications of right triangle trigonometry.

**EXAMPLE** The two equal sides of an isosceles triangle are each 24 centimeters. If each of the two equal angles measures  $52^\circ$ , find the length of the base and the altitude.

**SOLUTION** An isosceles triangle is a triangle with two equal sides. The angles opposite the two equal sides are called the base angles, and they are always equal. Figure 1 shows a picture of our isosceles triangle.

We have labeled the altitude  $x$ . We can solve for  $x$  using a sine ratio.

$$\begin{aligned} \text{If } \sin 52^\circ &= \frac{x}{24} \\ \text{then } x &= 24 \sin 52^\circ \\ &= 24(0.7880) \\ &= 18.91 \end{aligned}$$

Round to 2 significant digits.

We have labeled half the base with  $y$ . To solve for  $y$ , we can use a cosine ratio.

$$\begin{aligned} \text{If } \cos 52^\circ &= \frac{y}{24} \\ \text{then } y &= 24 \cos 52^\circ \\ &= 24(0.6157) \\ &= 14.78 \end{aligned}$$

To two significant digits

The base is  $2y = 2(15) = 30$  cm.

For our next applications, we need the following definition.

### DEFINITION

An angle measured from the horizontal up is called an *angle of elevation*. An angle measured from the horizontal down is called an *angle of depression* (Figure 2).

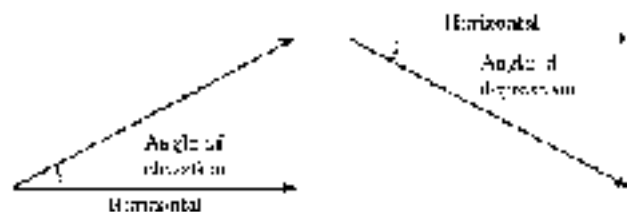


Figure 2

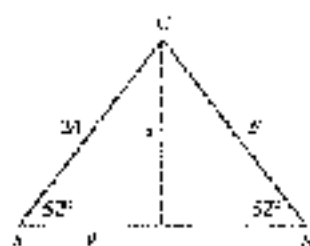


Figure 1

These angles of elevation and depression are always considered positive angles. Also, if an observer positioned at the vertex of the angle views an object in the direction of the nonhorizontal side of the angle, then this side is sometimes called the *line of sight* of the observer.

**EXAMPLE 2** If a 75-ft-tall Egyptian casts a shadow 41 ft long to the nearest 10 minutes, what is the angle of elevation of the sun from the tip of the shadow?

**SOLUTION** We begin by making a diagram of the situation (Figure 3).



Figure 3

If we let  $\theta$  = the angle of elevation of the sun, then

$$\begin{aligned}\tan \theta &= \frac{75.0}{41.0} \\ \tan \theta &\approx 1.7442\end{aligned}$$

which means  $\theta = \tan^{-1}(1.7442) \approx 60^{\circ} 10'$  to the nearest 10 minutes. ■

**EXAMPLE 3** A man climbs 213 meters up the side of a pyramid and finds that the angle of depression to his starting point is  $52.6^{\circ}$ . How high above the ground is he?

**SOLUTION** Again, we begin by making a diagram of the situation (Figure 4). If  $x$  is the height above the ground, we can solve for  $x$  using a side ratio.

$$\begin{aligned}\text{If } \sin 52.6^{\circ} &= \frac{x}{213} \\ \text{then } x &= 213 \sin 52.6^{\circ} \\ &\approx 213(0.7944) \\ &\approx 169 \text{ m} \quad \text{To 3 significant digits}\end{aligned}$$

The man is 169 meters above the ground. ■




Figure 4



**EXAMPLE 3** Figure 5 shows the topographic map we mentioned in the Introduction to this chapter. Suppose Stacy and Amy are climbing Bishop's Peak. Stacy is at position  $S$ , and Amy is at position  $A$ . Find the angle of elevation from Amy to Stacy.

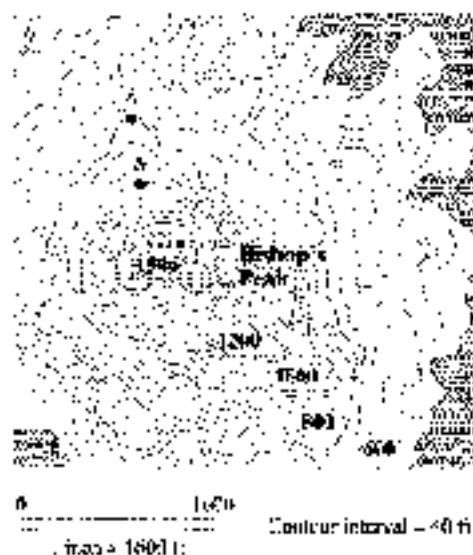


Figure 5

**NOTE** Our map, all digits shown are considered to be significant. That is, 1600 means 1600., which conveys 4 significant figures.

**SOLUTION** To solve this problem, we have to use two pieces of information from the legend on the map. First, we need to find the horizontal distance between the two people. The legend indicates that 1 inch on the map corresponds to an actual horizontal distance of 1,600 feet. If we measure the distance from Amy to Stacy with a ruler, we find it is  $\frac{1}{8}$  inch. Multiplying this by 1,600, we have

$$\frac{1}{8} \cdot 1,600 = 600 \text{ ft}$$

which is the actual horizontal distance from Amy to Stacy.

Next, we need the vertical distance. Stacy is above Amy. We find this by counting the number of contour intervals between them. There are three. From the legend on the map we know that the elevation changes by 40 feet between any two contour lines. Therefore, Stacy is 120 feet above Amy. Figure 6 shows a triangle that includes the information we have so far.

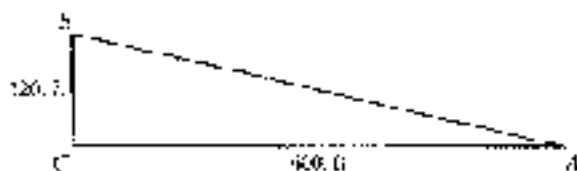


Figure 6

The angle of elevation from Amy to Stacy is angle  $A$ . To find  $A$ , we use the tangent ratio.

$$\tan A = \frac{120}{600} = 0.2$$

$$A = \tan^{-1}(0.2) = 11.3^\circ$$

Amy must look up at  $11.3^\circ$  from straight ahead to see Stacy. ■

Our next applications are concerned with what is called the *bearing of a line*. It is used in navigation and surveying.

### DEFINITION

The *bearing of a line* is the acute angle formed by the north-south line and the line  $l$ . The notation used to designate the bearing of a line begins with N or S (for north or south), followed by the number of degrees in the angle, and ends with E or W (for east or west).

For example, the bearing of a line is  $N 40^\circ E$  if the line is in the first quadrant of the N-S-E-W system.

Figure 7 shows some examples.

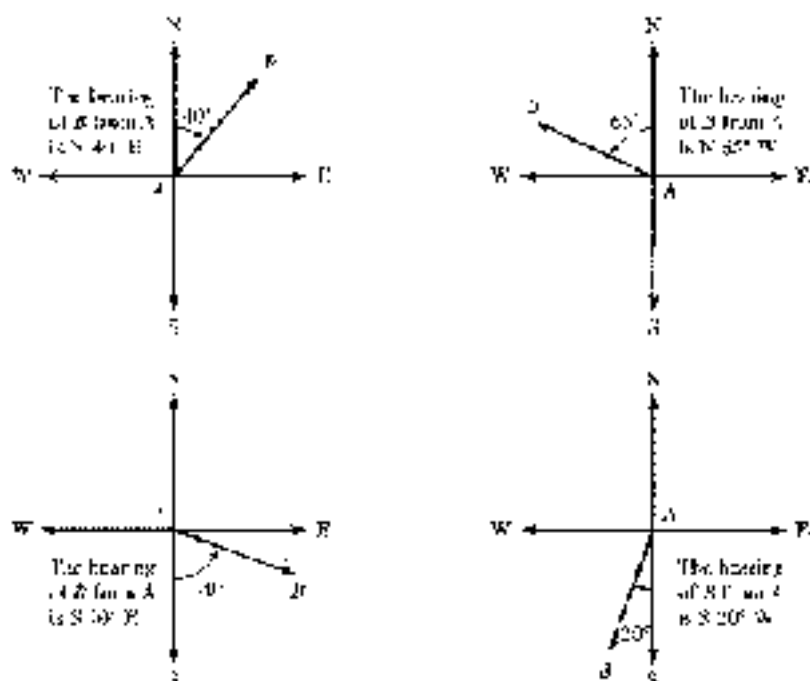


Figure 7



**EXAMPLE 15** San Luis Obispo, California, is 12 miles due north of Grover Beach. If Arroyo Grande is 4.0 miles due east of Grover Beach, what is the bearing of San Luis Obispo from Arroyo Grande?

**SOLUTION** We are looking for the bearing of San Luis Obispo from Arroyo Grande, so we will put our N-S-E-W system on Arroyo Grande (Figure 8). Recall from geometry that, when two parallel lines are crossed by a transversal, alternate interior angles are equal.

Now we can solve for  $\theta$  using the tangent ratio.

$$\tan \theta = \frac{4.0}{12}$$

$$\tan \theta = 0.3333$$

$$\theta = \tan^{-1}(0.3333) = 21^\circ \quad \text{To the nearest degree}$$

The bearing of San Luis Obispo from Arroyo Grande is  $N 21^\circ W$ . ■

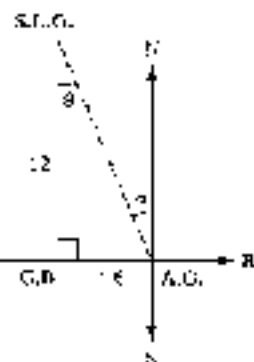


Figure 8



### EXAMPLE 6

A boat travels on a course of bearing  $N 52^\circ 40' E$  for a distance of 235 miles. How many miles north and how many miles east has the boat traveled?

**SOLUTION** In the diagram of the situation, we put our  $N-S-E-W$  system at the boat's starting point (Figure 9).

Solving for  $x$  with a sine ratio and  $y$  with a cosine ratio and rounding out answers to three significant digits, we have

$$\sin 52^\circ 40' = \frac{x}{235}$$

$$\text{then } x = 235(\sin 52^\circ 40') \\ = 189 \text{ mi}$$

$$\cos 52^\circ 40' = \frac{y}{235}$$

$$\text{then } y = 235(\cos 52^\circ 40') \\ = 144 \text{ mi}$$

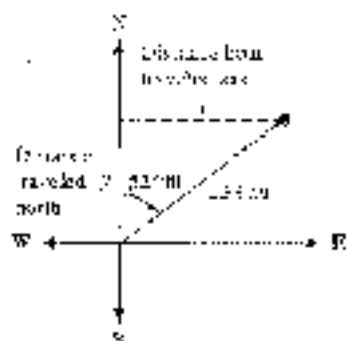


Figure 9

Traveling 235 miles on a line with bearing  $N 52^\circ 40' E$  will get you to the same place as traveling 144 miles north and then 189 miles east. ■

### EXAMPLE 7

Figure 10 is a diagram that shows how Dore estimates the height of a flagpole. She can't measure the distance between herself and the flagpole directly because there's a fence in the way. So she starts at point  $A$ , along the pole and looks for angle of elevation from point  $A$  to the top of the pole to be  $51.2^\circ$ . Then she turns  $93^\circ$  and walks 25.0 feet to point  $B$ , where she measures the angle between her path and a line from  $B$  to the base of the pole. She finds that angle is  $54.5^\circ$ . Use this information to find the height of the pole.




Figure 10

**SOLUTION** First we find  $A$  in right triangle  $ABC$  with a tangent ratio.

$$\tan 54.5^\circ = \frac{x}{25.0}$$

$$x = 25.0 \tan 54.5^\circ \\ = 25.0(1.4019) \\ = 35.0487 \text{ ft}$$

Without measuring  $x$ , we use it to find  $h$  in right triangle  $ACD$  using another tangent ratio.

$$\begin{aligned}\tan 61.7^\circ &= \frac{h}{15.0487} \\ h &= 25.0487(1.8^\circ 72) \\ &= 45.1 \text{ ft} \quad \text{To 3 significant digits}\end{aligned}$$

Note that if it weren't for the fence, she could measure  $x$  directly and use just one triangle to find the height of the flagpole. ■



**EXAMPLE 3** A helicopter is hovering over the desert when it develops mechanical problems and is forced to land. After landing, the pilot radios his position to a pair of radio stations located 25 miles apart along a straight road running north and south. The bearing of the helicopter from one station is  $N 13^\circ E$ , and from the other it is  $S 19^\circ E$ . After doing a few trigonometric calculations, one of the radio boys instructs the pilot to walk one mile west for 3.5 miles to reach the road. Is this information correct?

**SOLUTION** Figure 11 is a three-dimensional diagram of the situation. The helicopter is hovering at point  $D$  and lands at point  $C$ . The radio stations are at  $A$  and  $B$  respectively. Because the road runs north and south, the shortest distance from  $C$  to the road is due west of  $C$  toward point  $E$ . To see if the pilot has the correct information, we must find  $y$ , the distance from  $C$  to  $E$ .



Figure 11

The radio stations are 25 miles apart, so  $AB = 25$ . If we let  $AE = x$ , then  $EB = 25 - x$ . If we use cotangent ratios in triangles  $AFC$  and  $BFC$ , we will save ourselves some work.

$$\begin{aligned}\text{In triangle AFC} & \quad \cot 13^\circ = \frac{y}{x} \\ \text{so} & \quad x = \frac{y}{\cot 13^\circ} \\ \text{In triangle BFC} & \quad \cot 19^\circ = \frac{25 - x}{y} \\ \text{so} & \quad 25 - x = y \cot 19^\circ\end{aligned}$$



Solving this equation for  $x$  we have

$$x - 25 = y \cot 19^\circ \quad \text{Add } 25 \text{ to each side}$$

$$x - 25 = y \cot 19^\circ \quad \text{Multiply each side by } -1$$

Next, we set our two equations equal to each other:

$$x = y$$

$$y \cot 13^\circ - 25 = y \cot 19^\circ$$

$$y \cot 13^\circ + y \cot 19^\circ = 25$$

$$y(\cot 13^\circ + \cot 19^\circ) = 25$$

Add  $y \cot 19^\circ$  to each side

Factor  $y$  from each term

Divide by the coefficient of  $y$

$$y = \frac{25}{\cot 13^\circ + \cot 19^\circ}$$

$$= \frac{25}{4.3315 + 2.9042}$$

$$= \frac{25}{7.2357}$$

$$= 3.4561$$

To 2 significant digits

The information given to the pilot is correct. ■

### GETTING READY FOR CLASS

After reading through the preceding section, respond in your own words and in complete sentences.

- What is an angle of elevation?
- What is an angle of depression?
- How do you define the bearing of line  $l$ ?
- Draw a diagram that shows that point  $B$  is  $N 40^\circ E$  from point  $A$ .

### PROBLEM SET 2.4

Solve each of the following problems. In each case, be sure to make a diagram of the situation with all the given information labeled.

- Geometry** The two equal sides of an isosceles triangle are each 42 centimeters. If the base measures 32 centimeters, find the height and the measure of the two equal angles.
- Geometry** An equilateral triangle (one with all sides the same length) has an altitude of 4.3 inches. Find the length of the sides.
- Geometry** The height of a right circular cone is 25.3 centimeters. If the diameter of the base is 10.4 centimeters, what angle does this side of the cone make with the base (Figure 12)?
- Geometry** The diagonal of a rectangle is 48 millimeters, while the longer side is 2.6 millimeters. Find the shorter side of the rectangle and the angles the diagonal makes with the sides.

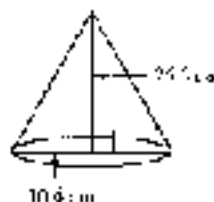


Figure 12

5. **Length of an Escalator** How long should an escalator be if it is to make an angle of  $52^\circ$  with the floor and carry people a vertical distance of 21 feet between floors?
6. **Height of a Hill** A road up a hill makes an angle of  $5.1^\circ$  with the horizontal. If the road from the bottom of the hill to the top of the hill is 2.5 miles long, how high is the hill?
7. **Length of a Rope** A 71.5-foot rope from the top of a circus tent pole is anchored to the ground 45.2 feet from the bottom of the pole. What angle does the rope make with the pole? (Assume the pole is perpendicular to the ground.)
8. **Angle of a Ladder** A ladder is leaning against the top of a 7.0-foot wall. If the bottom of the ladder is 1.5 feet from the wall, what is the angle between the ladder and the wall?
9. **Angle of Elevation** If a 73.0-foot flagpole casts a shadow 51.0 feet long, what is the angle of elevation of the sun to the nearest tenth of a degree?
10. **Angle of Elevation** If the angle of elevation of the sun is  $63.4^\circ$  when a building casts a shadow of 37.5 feet, what is the height of the building?
11. **Angle of Depression** A person standing 150 centimeters from a mirror notices that the angle of depression from his eyes to the bottom of the mirror is  $10^\circ$ , while the angle of elevation to the top of the mirror is  $11^\circ$ . Find the vertical dimension of the mirror (Figure 12).



Figure 12

12. **Width of a Sand Pile** A person standing on top of a 18-foot high sand pile wishes to estimate the width of the pile. He visually locates two rocks on the ground below at the base of the sand pile. The rocks are on opposite sides of the sand pile, and he and the two rocks are in the same vertical plane. If the angles of depression from the top of the sand pile to each of the rocks are  $27^\circ$  and  $34^\circ$ , how far apart are the rocks?

Figure 14 shows the topographic map we used in Example 4 of this section. Recall that Stacy is at position A and Amy is at position B. In Figure 14, Travis, a third hiker, is at position C.



13. **Topographic Map Reading** If the distance between A and C on the map in Figure 14 is 0.10 inch, find each of the following:
  - a. the horizontal distance between Amy and Travis
  - b. the difference in elevation between Amy and Travis
  - c. the angle of elevation from Travis to Amy



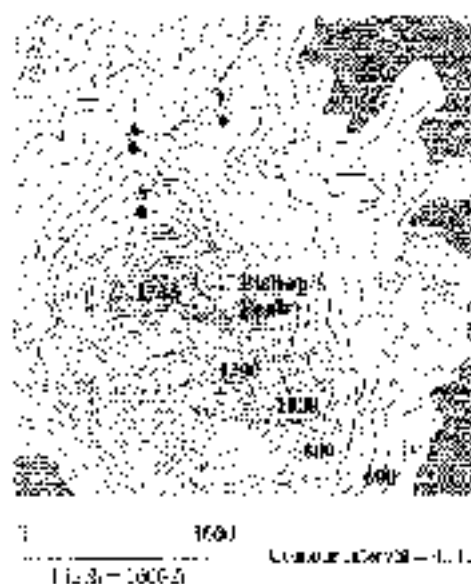


Figure 14

14. **Topographic Map Reading** If the distance between S and T on the map in Figure 14 is  $\frac{1}{2}$  inch, find each of the following:
- the horizontal distance between Stacy and Travis
  - the difference in elevation between Stacy and Travis
  - the angle of elevation from Travis to Stacy
15. **Height of a Dome** From a point on the floor the angle of elevation to the top of a door is  $4^\circ$ , while the angle of elevation to the ceiling above the door is  $59^\circ$ . If the ceiling is 9.8 feet above the floor, what is the vertical dimension of the door (Figure 15)?

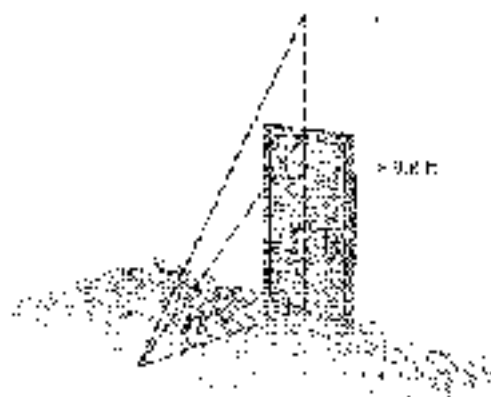




Figure 15

16. **Height of a Building** A man standing on the roof of a building 60 feet high looks down for the building next door. He finds the angle of depression to the roof of that building from the roof of his building to be  $45^\circ$ , while the angle of depression from the peak of his building to the bottom of the building next door is  $63.2^\circ$ . How tall is the building next door?

-  **Distance and Bearing Problems** Problems 17 through 22 involve directions in the form of bearing, which we defined in this section. Remember that bearing is always measured from a north-south line.

17. A boat leaves the harbor entrance and travels 2.5 miles in the direction  $N 42^\circ E$ . The captain then turns the boat  $90^\circ$  and travels another 1.8 miles in the direction  $S 48^\circ E$ . At that time, how far is the boat from the harbor entrance, and what is the bearing of the boat from the harbor entrance (Figure 16)?

18. A man wandering in the desert walks 3.5 miles in the direction  $S 71^\circ W$ . He then turns  $90^\circ$  and walks 3.5 miles in the direction  $N 59^\circ W$ . At that time, how far is he from his starting point, and what is his bearing from his starting point?

 19. Los Angeles, California, is 48 miles due south of Phoenix, Arizona, California, is due east of Los Angeles and  $S 60^\circ E$  from Phoenix. How far is Los Angeles from Phoenix?

20. A tree on one side of a creek is due west of a rock on the other side of the creek. From a stake 21.0 yards north of the rock, the bearing of the tree is  $S 16.2^\circ W$ . How far is it from the rock to the tree?

21. A boat travels on a course of bearing  $N 77^\circ 43' W$  for 24.5 miles. How many miles north and how many miles west has the boat traveled?

22. A boat travels on a course of bearing  $N 83^\circ 58' E$  for 11.0 miles. How many miles south and how many miles east has the boat traveled?

23. Distance In Figure 17, a person standing at point  $A$  notices that the angle of elevation to the top of the antenna is  $47^\circ 20'$ . A second person standing 70.0 feet farther from the antenna than the person at  $A$  finds the angle of elevation to the top of the antenna to be  $42^\circ 10'$ . How far is the person at  $A$  from the base of the antenna?

24. Height of an Obelisk Two people decide to find the height of an obelisk. They position themselves 25 feet apart in line with one on the same side of the obelisk. If they find that the angles of elevation from the ground where they are standing to the top of the obelisk are  $65^\circ$  and  $44^\circ$ , how tall is the obelisk?




Figure 16





Figure 17



Figure 18

-  25. **Height of a Tree** An ecologist wishes to find the height of a redwood tree that is on the other side of a creek, as shown in Figure 18. From point  $A$  he finds that the angle of elevation to the top of the tree is  $13^\circ 7'$ . He then walks 24.6 feet at a right angle from point  $A$  to point  $B$ . There he finds that the angle between  $AB$  and a line extending from  $B$  to the top of the tree is  $86^\circ 6'$ . What is the height of the tree?



26. **Rescue** A helicopter makes a forced landing at sea. The bearing of a radio signal received at station  $C$  gives the bearing of the helicopter from  $C$  as  $N 57.5^\circ E$  at an altitude of 426 feet. An observer at  $C$  sights the helicopter and gives  $\angle DCB$  as  $15.3^\circ$ . How far will a rescue boat at  $A$  have to travel to reach any survivors at  $B$ ? (Figure 19)

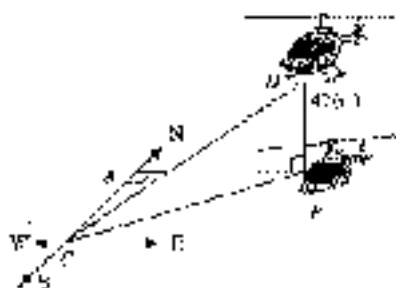


Figure 19



Figure 20



Figure 21

27. **Height of a Flagpole** Two people decide to estimate the height of a flagpole. One person positions himself due north of the pole and the other person stands due east of the pole. If the two people are the same distance from the pole and 25 feet from each other, find the height of the pole if the angle of elevation from the ground to the top of the pole at each person's position is  $56^\circ$  (Figure 20).
28. **Height of a Tree** To estimate the height of a tree, one person positions himself due south of the tree, while another person stands due east of the tree. If the two people are the same distance from the tree and 35 feet from each other, what is the height of the tree if the angle of elevation from the ground at each person's position to the top of the tree is  $48^\circ$ ?
29. **Radius of the Earth** A satellite is orbiting 43 miles above the earth, as shown in Figure 21. When the satellite is directly above point  $A$ , angle  $A$  is found to be  $76.6^\circ$ . Use this information to find the radius of the earth.
30. **Distance** Suppose Figure 21 is a true geometric diagram of a plane flying above the earth. If the plane is 43 miles above the earth and the radius of the earth is 3,600 miles, how far is it from the plane to the horizon? What is the measure of angle  $A$ ?
31. **Distance** A ship is anchored at a long straight shoreline that runs north and south. From two observation points,  $A$  miles apart on shore, the bearings of the ship are  $N 41^\circ E$  and  $S 33^\circ E$ . What is the shortest distance from the ship to the shore?
32. **Distance** Pat and Tom position themselves 2.5 miles apart to watch a missile launch from Vandenberg Air Force Base. When the missile is launched, Pat estimates its bearing from him to be  $S 33^\circ W$ , while Tom estimates the bearing of the missile from his position to be  $N 65^\circ W$ . If Tom is due south of Pat, how far is Tom from the missile when it is launched?

**Spiral of Roots** Figure 22 shows the Spiral of Roots as mentioned in the previous chapter. Notice that we have labeled the angles at the center of the spiral with  $\theta_1$ ,  $\theta_2$ ,  $\theta_3$ , and so on.

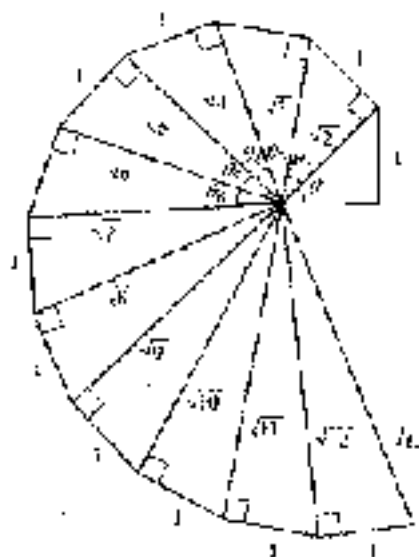


Figure 22

33. Find the values of  $\theta_1$ ,  $\theta_2$ , and  $\theta_3$ , accurate to the nearest hundredth of a degree.
34. If  $\theta_n$  stands for the  $n^{\text{th}}$  angle formed at the center of the Spiral of Roots, find a formula for  $\theta_n$ .

#### REVIEW PROBLEMS

The following problems review material we covered in Section 1.5.

35. Expand and simplify:  $(\sin \theta + \cos \theta)^2$

36. Subtract:  $\frac{1}{\csc \theta} - \cos \theta$

Show that each of the following statements is true by transforming the left side of each one into the right side.

37.  $\sin \theta \cot \theta = \cos \theta$

38.  $\cos \theta \sec \theta \tan \theta = \tan \theta$

39.  $\frac{\sec \theta}{\tan \theta} = \csc \theta$

40.  $(1 + \cos \theta)(1 + \cos \theta) = \sin^2 \theta$

41.  $\sec \theta - \cos \theta = \frac{\sin^2 \theta}{\cos \theta}$

42.  $1 - \frac{\cos \theta}{\sec \theta} = \sin^2 \theta$

#### EXTENDING THE CONCEPTS

43. One of the terms we discussed in this section was topographic maps. The process of making one of these maps is an interesting one. It involves aerial photography and different colored projections of the resulting photographs. Research the process used to draw the contour lines on a topographic map, and then give a detailed explanation of this process.



Figure 23

44. Albert lives in New Orleans. At noon on a summer day, the angle of elevation of the sun is  $84^\circ$ . The window in Albert's room is 4.0 feet high and 6.5 feet wide. (See Figure 23.)
- Calculate the area of the floor surface in Albert's room that is illuminated by the sun when the angle of elevation of the sun is  $84^\circ$ .
  - One winter day, the angle of elevation of the sun outside Albert's window is  $37^\circ$ . Will the illuminated area of the floor in Albert's room be greater on the summer day, or on the winter day?

## SECTION 2.5 VECTORS: A GEOMETRIC APPROACH



William Rowan Hamilton

By most accounts, the study of vectors is based on the work of Irish mathematician Sir William Hamilton (1805–1865). Hamilton was actually studying complex numbers (a topic we will cover in Chapter 8) when he made the discoveries that led to what we now call vectors.

Today, vectors are treated both algebraically and geometrically. In this section, we will focus our attention on the geometric representation of vectors. We will cover the algebraic approach later in the book in Section 7.5. We begin with a discussion of vector quantities and scalar quantities.

Many of the quantities that describe the world around us have both magnitude and direction, while others have only magnitude. Quantities that have magnitude and direction are called *vector quantities*, while quantities with magnitude only are called *scalar*. Some examples of vector quantities are force, velocity, and acceleration. For example, a car traveling 50 miles per hour due south has a different velocity from another car traveling due north at 50 miles per hour, while a third car traveling at 25 miles per hour due north has a velocity that is different from both of the first two.

One way to represent vector quantities geometrically is with arrows. The direction of the arrow represents the direction of the vector quantity, and the length of the arrow corresponds to the magnitude. For example, the velocities of the three cars we mentioned above could be represented as in Figure 1:

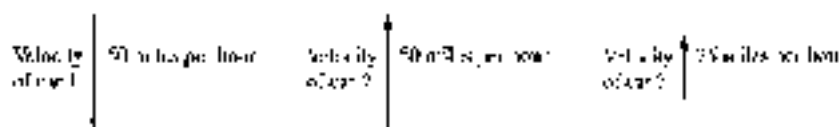


Figure 1

### NOTATION

To distinguish between vectors and scalars, we will write the letters used to represent vectors with boldface type, such as  $\mathbf{U}$  or  $\mathbf{V}$ . (When you write them on paper, put an arrow above them like this:  $\vec{U}$  or  $\vec{V}$ .) The magnitude of a vector is represented with absolute value symbols. For example, the magnitude of  $\mathbf{V}$  is written  $|\mathbf{V}|$ . Table 1 illustrates further.

Notation	The quantity $\mathbf{a}$
$\mathbf{V}$	a vector
$\vec{V}$	a vector
$\Delta \mathbf{S}$	a vector
$\pm$	a scalar
$ \mathbf{V} $	the magnitude of vector $\mathbf{V}$ , a scalar

## Zero Vector

A vector having a magnitude of zero is called a *zero vector* and is denoted by  $\mathbf{0}$ . A zero vector has no defined direction.

## Equality for Vectors

The position of a vector in space is unimportant. Two vectors are equivalent if they have the same magnitude and direction.

In Figure 2,  $\mathbf{V}_1 = \mathbf{V}_2 \neq \mathbf{V}_3$ . The vectors  $\mathbf{V}_1$  and  $\mathbf{V}_2$  are equivalent because they have the same magnitude and the same direction. Notice also that  $\mathbf{V}_3$  and  $\mathbf{V}_4$  have the same magnitude but opposite directions. This means that  $\mathbf{V}_4$  is the opposite of  $\mathbf{V}_3$ , or  $\mathbf{V}_4 = -\mathbf{V}_3$ .




Figure 2

## Addition and Subtraction of Vectors

The sum of the vectors  $\mathbf{U}$  and  $\mathbf{V}$ , written  $\mathbf{U} + \mathbf{V}$ , is called the *resultant vector*. It is the vector that extends from the tail of  $\mathbf{U}$  to the tip of  $\mathbf{V}$  when the tail of  $\mathbf{V}$  is placed at the tip of  $\mathbf{U}$ , as illustrated in Figure 3. Note that this diagram shows the resultant vector to be a diagonal in the parallelogram that has  $\mathbf{U}$  and  $\mathbf{V}$  as adjacent sides. Thus, being the case, we could also add the vectors by putting the tails of  $\mathbf{U}$  and  $\mathbf{V}$  together to form adjacent sides of their same parallelogram, as shown in Figure 4. In either case, the resultant vector is the diagonal that starts at the tail of  $\mathbf{U}$ .




Figure 3



Figure 4

To subtract one vector from another, we can add its opposite. That is,

$$\mathbf{U} - \mathbf{V} = \mathbf{U} + (-\mathbf{V})$$

If  $\mathbf{U}$  and  $\mathbf{V}$  are the vectors shown in Figure 3, then their difference,  $\mathbf{U} - \mathbf{V}$ , is shown in Figure 5. Another way to find  $\mathbf{U} - \mathbf{V}$  is to put the tails of  $\mathbf{U}$  and  $\mathbf{V}$  together and then draw a vector from the tip of  $\mathbf{V}$  to the tip of  $\mathbf{U}$ , completing a triangle as shown in Figure 6.

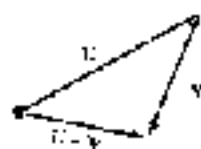


Figure 5

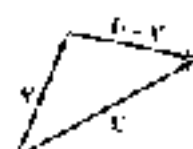


Figure 6



**EXAMPLE 1** A boat is crossing a river that runs due north. The boat is pointed due east and is moving through the water at 12 miles per hour. If the current of the river is a constant 5.1 miles per hour, find the actual course of the boat through the water, to two significant digits.

**SOLUTION** Problems like this are a little difficult to solve the first time they are encountered. Even though the boat is “headed” due east, as it travels through the water the water itself is moving southward, so it is actually on a course that will take it east and a little south.

It may help to imagine the first hour of the journey as a sequence of separate events. First, the boat travels 12 miles directly across the river while the river remains still. We can represent this part of the trip by a vector pointing due east with magnitude 12. Then the boat turns off its engine, and we allow the river to flow while the boat remains at rest (although the boat will be carried by the river). We use a vector pointing due north with magnitude 5.1 to represent this second part of the journey. The end result is that each hour the boat travels both east and north (Figure 7).

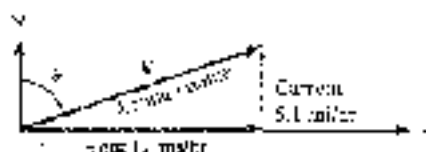


Figure 7

We have  $\theta$  being a tangent value:

$$\begin{aligned}\tan \theta &= \frac{12}{5.1} \\ \tan \theta &= 2.3529\end{aligned}$$

$$\theta = \tan^{-1}(2.3529) = 67^\circ \quad \text{(to the nearest degree)}$$

If we let  $V$  represent the actual course of the boat, then we can find the magnitude of  $V$  using the Pythagorean Theorem or a trigonometric ratio. Using the Pythagorean Theorem, we have

$$\begin{aligned}|V| &= \sqrt{12^2 + 5.1^2} \\ &= 13 \quad \text{to 2 significant digits}\end{aligned}$$

The actual course of the boat is 13 miles per hour at  $N 67^\circ E$ . That is, the vector  $V$ , which represents the motion of the boat with respect to the banks of the river, has a magnitude of 13 miles per hour and a direction of  $N 67^\circ E$ . ■

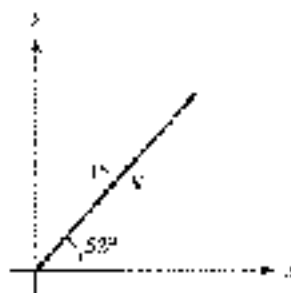


Figure 8

## Horizontal and Vertical Vector Components

In Example 1, we saw that  $V$  was the sum of a vector pointing east (in a horizontal direction) and a second vector pointing north (in a vertical direction). Many times it is convenient to express a vector as the sum of a horizontal and vertical vector. To do so, we first set up a coordinate system on the vector in question so that the tail of the vector is at the origin. We call this *standard position* for a vector. Figure 8 shows a vector with magnitude 15 making an angle of  $52^\circ$  with the horizontal.

Two horizontal and vertical vectors whose sum is  $V$  are shown in Figure 9. Note that in Figure 9 we labeled the horizontal vector as  $V_x$  and the vertical as  $V_y$ . We call  $V_x$  the *horizontal vector component* of  $V$  and  $V_y$  the *vertical vector component* of  $V$ . We can find the magnitudes of these vectors by using sine and cosine ratios.

$$\begin{aligned} V_x &= |V| \cos 52^\circ \\ &= 15(0.6157) \\ &= 9.2 \text{ to two significant digits} \\ V_y &= |V| \sin 52^\circ \\ &= 15(0.7890) \\ &= 12 \text{ to two significant digits} \end{aligned}$$



Figure 9



**EXAMPLE 2** The brass cannonball is shot from a cannon with an initial velocity of 55 miles per hour at an angle of  $40^\circ$  from the horizontal. Find the magnitudes of the horizontal and vertical vector components of the velocity vector.

**SOLUTION** Figure 10 is a diagram of the situation.

The magnitudes of  $V_x$  and  $V_y$  (to two significant digits) are as follows:

$$\begin{aligned} V_y &= |V| \sin 40^\circ \\ &= 27 \text{ mi/hr} \\ V_x &= |V| \cos 40^\circ \\ &= 46 \text{ mi/hr} \end{aligned}$$

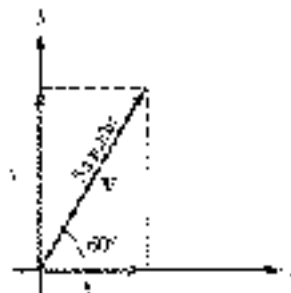


Figure 10

The brass cannonball has a horizontal velocity of 27 miles per hour and an initial vertical velocity of 46 miles per hour. ■




Figure 11

The magnitude of a vector can be written in terms of the magnitude of its horizontal and vertical vector components (Figure 11).

By the Pythagorean Theorem, we have

$$|V| = \sqrt{V_x^2 + V_y^2}$$





**EXAMPLE 3** An arrow is shot into the air so that its horizontal velocity is 25 feet per second and its vertical velocity is 15 feet per second. Find the velocity of the arrow.

**SOLUTION** Figure 12 shows the velocity vector along with the angle of elevation of the velocity vector.

The magnitude of the velocity is given by

$$\begin{aligned} |V| &= \sqrt{25^2 + 15^2} \\ &= 29 \text{ feet/sec} \end{aligned} \quad \text{To the nearest whole number}$$

We can find the angle of elevation using a tangent ratio.

$$\begin{aligned} \tan \theta &= \frac{|V_y|}{|V_x|} = \frac{15}{25} = 0.6 \\ \theta &= \tan^{-1}(0.6) = 31^\circ \quad \text{To the nearest degree} \end{aligned}$$

The arrow was shot into the air at 29 feet per second at an angle of elevation of  $31^\circ$ . ■

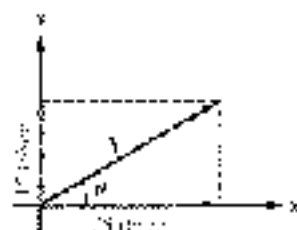


Figure 12

### USING TI-84

#### USING THE ANGLE COMMAND

Most scientific calculators have commands that can be used to find the magnitude, angle, or components of a vector. Figure 13 shows how the  $P \rightarrow R_x$  and  $P \rightarrow R_y$  commands from the ANGLE menu are used on the TI-84 to find the horizontal and vertical vector components for the vector from Example 3. Make sure the calculator is set to degree mode.

In Figure 14 we found the magnitude and direction for the vector from Example 3 using the  $R \rightarrow P_r$  and  $R \rightarrow P_\theta$  commands. Depending on the calculator, you may have a single command that allows you to find both values at once.



Figure 13



Figure 14



**EXAMPLE 4** A boat travels 22 miles on a course of bearing  $N 20^\circ E$ , and then changes its course to travel 22 miles at  $N 55^\circ E$ . How far north and how far east has the boat traveled on this 44-mile trip?

**SOLUTION** We can solve this problem by representing each part of the trip with a vector and then writing each vector in terms of its horizontal and vertical vector components. Figure 15 shows the vectors that represent the two parts of the trip. As Figure 15 indicates, the total distance traveled east is given by the sum of the

horizontal components, while the total distance traveled north is given by the sum of the vertical components.

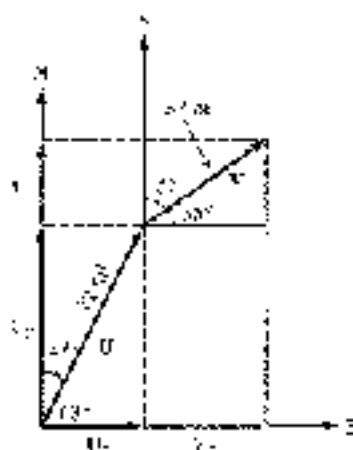


Figure 15

$$\begin{aligned}\text{Total distance traveled east} &= |U_x| + |V_x| \\ &= 72 \cos 63^\circ + 37 \cos 35^\circ \\ &\approx 63 \text{ mi}\end{aligned}$$

$$\begin{aligned}\text{Total distance traveled north} &= |U_y| + |V_y| \\ &= 72 \sin 63^\circ + 37 \sin 35^\circ \\ &\approx 63 \text{ mi}\end{aligned}$$

## Force

Another important vector quantity is *force*. We can loosely define force as a push or a pull. The most intuitive force in our lives is the force of gravity that pulls us towards the center of the earth. The magnitude of this force is our weight; the direction of this force is always straight down toward the center of the earth.

Imagine a 10-pound bronze sculpture sitting on a coffee table. The force of gravity pulls the sculpture downward with a force of magnitude 10 pounds. At the same time, the table pushes the sculpture upward with a force of magnitude 10 pounds. The net result is that the sculpture remains motionless; the two forces, represented by vectors, add to the zero vector (Figure 16).

Although there may be many forces acting on an object at the same time, if the object is stationary, the sum of the forces must be  $\mathbf{0}$ . This leads us to our next definition.

### DEFINITION: STATIC EQUILIBRIUM

When an object is stationary (at rest) we say it is in a state of *static equilibrium*. When an object is in this state, the sum of the forces acting on the object must be equal to the zero vector  $\mathbf{0}$ .

© 2010 Cengage Learning. All Rights Reserved. May not be copied, scanned, or duplicated, in whole or in part. WCN 02-200-203



Figure 16

© 2010 Cengage Learning



**EXAMPLE 6** Danny is 5 years old and weighs 42.0 pounds. He is sitting on a swing when his sister Stacy pulls him and the swing back horizontally through an angle of  $30.0^\circ$  and then stops. Find the tension in the ropes of the swing and the magnitude of the force exerted by Stacy. (Figure 17 is a diagram of the situation.)



Figure 17

**SOLUTION** As you can see from Figure 17, there are three forces acting on Danny (and the swing), which we have labeled  $\mathbf{W}$ ,  $\mathbf{H}$ , and  $\mathbf{T}$ . The vector  $\mathbf{W}$  is due to the force of gravity, pulling him toward the center of the earth. Its magnitude is  $|\mathbf{W}| = 42.0$  pounds, and its direction is straight down. The vector  $\mathbf{H}$  represents the force with which Stacy is pulling Danny horizontally, and  $\mathbf{T}$  is the force acting on Danny in the direction of the ropes. We call this force the *tension* in the ropes.

If we rearrange the vectors from the diagram in Figure 17, we can get a better picture of the situation. Since Stacy is holding Danny in the position shown in Figure 17, he is in a state of static equilibrium. Therefore, the sum of the forces acting on him is  $\mathbf{0}$ . We add the three vectors  $\mathbf{W}$ ,  $\mathbf{H}$ , and  $\mathbf{T}$  using the tip-to-tail rule as described on page 94. The resultant vector, extending from the tail of  $\mathbf{W}$  to the tip of  $\mathbf{T}$ , must have a length of 0. This means that the tip of  $\mathbf{T}$  has to coincide with the tail of  $\mathbf{W}$ , forming a right triangle, as shown in Figure 18.

The lengths of the sides of the right triangle shown in Figure 18 are given by the magnitudes of the vectors. We use right triangle trigonometry to find the magnitude of  $\mathbf{T}$ .

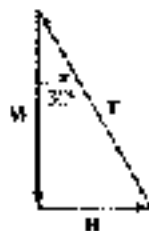


Figure 18

$$\begin{aligned} \cos 30.0^\circ &= \frac{|\mathbf{W}|}{|\mathbf{T}|} && \text{Definition of cosine} \\ |\mathbf{T}| &= \frac{|\mathbf{W}|}{\cos 30.0^\circ} && \text{Solve for } |\mathbf{T}| \\ &= \frac{42.0}{0.8660} && \text{The magnitude of } \mathbf{W} \text{ is } 42.0 \\ &= 48.5 \text{ lb} && \text{To three significant digits} \end{aligned}$$

Next, let's find the magnitude of the force with which Stacy pulls on Danny to keep him in static equilibrium.

$$\tan 30.0^\circ = \frac{|H|}{|W|} \quad \text{Definition of tangent}$$

$$|H| = |W| \tan 30.0^\circ \quad \text{Solve for } |H|$$

$$= 42.0(0.5774)$$

$$= 24.2 \text{ lb} \quad \text{To three significant digits}$$

Stacy must pull horizontally with a force of magnitude 24.2 pounds to hold Danny at an angle of  $30.0^\circ$  from vertical. ■

## Work

One application of vectors that is related to the concept of force is *work*. Intuitively, work is a measure of the “effort” expended when moving an object by applying a force to it. For example, if you have ever had to push a stalled automobile or lift a heavy object, then you have experienced work. Work is calculated as the product of the magnitude of the force and the distance the object is moved. A common unit of measure for work is the foot-pound (ft·lb).

### DEFINITION WORK

If a constant force  $F$  is applied to an object and moves the object in a straight line a distance  $d$  in the direction of the force, then the work  $W$  performed by the force is  $W = |F| \cdot d$ .

It is important to understand that the definition of work requires that the object move in the direction of the force. If this is not the case, then only part of the force may count when calculating the work. Our next example illustrates this situation.

**EXAMPLE 6** A shipping clerk pushes a heavy package across the floor. He applies a force of 64 pounds in a downward direction, making an angle of  $35^\circ$  with the horizontal. If the package is moved 25 feet, how much work is done by the clerk?

**SOLUTION** A diagram of the problem is shown in Figure 19.

Since the package moves in a horizontal direction, and not in the direction of the force, we must first find the amount of force that is directed horizontally. This will be the magnitude of the horizontal vector component of  $F$ .

$$|F_x| = |F| \cos 35^\circ = 64 \cos 35^\circ \text{ lb}$$

To find the work, we multiply this value by the distance the package moves.

$$\text{Work} = (64 \cos 35^\circ)(25)$$

$$= 1,300 \text{ ft}\cdot\text{lb} \quad \text{To 2 significant digits}$$

1,300 foot-pounds of work are performed by the shipping clerk in moving the package. ■



Figure 19



### GETTING READY FOR CLASS

After reading through the preceding section, respond to your own words and complete sentences.

- What is a vector?
- How are a vector and a scalar different?
- How do you add two vectors geometrically?
- To plan what is meant by a static equilibrium.

### PROBLEM SET 2.5

Draw vectors representing the following velocities:

- 30 mi/hr due north
- 40 mi/hr due south
- 30 mi/hr due east
- 40 mi/hr due west
- 50 mi/sec  $N 30^\circ W$
- 50 mi/sec  $N 30^\circ E$
- 20 ft/min  $S 60^\circ E$
- 20 ft/min  $S 60^\circ W$



9. **Bearing and Distance** A person is riding in a hot air balloon. For the first hour the wind current is a constant 3.50 miles per hour in the direction  $N 57.5^\circ E$ . Then the wind current changes to 8.00 miles per hour and heads the balloon in the direction  $S 52.5^\circ E$ . If this continues for another 1.5 hours, how far is the balloon from its starting point? What is the bearing of the balloon from its starting point (Figure 20)?



Figure 20



10. **Bearing and Distance** Two planes take off at the same time from a point on the ground. The first plane is flying at 255 miles per hour on a bearing of  $S 45.0^\circ E$ . The second plane is flying in the direction  $S 45.0^\circ W$  at 275 miles per hour. If there are no wind currents blowing, how far apart are they after 2 hours? What is the bearing of the second plane from the first after 2 hours?

Each problem below refers to a vector  $\mathbf{V}$  with magnitude  $|\mathbf{V}|$  that forms an angle  $\theta$  with the positive  $x$ -axis. In each case, give the magnitudes of the horizontal and vertical vector components of  $\mathbf{V}$ , namely  $V_x$  and  $V_y$ , respectively.

- $|\mathbf{V}| = 28.8$ ,  $\theta = 24.2^\circ$
- $|\mathbf{V}| = 17.6$ ,  $\theta = 67.2^\circ$
- $|\mathbf{V}| = 125$ ,  $\theta = 36^\circ 10'$
- $|\mathbf{V}| = 383$ ,  $\theta = 16^\circ 40'$
- $|\mathbf{V}| = 64$ ,  $\theta = 0^\circ$
- $|\mathbf{V}| = 48$ ,  $\theta = 90^\circ$



For each problem below, the magnitudes of the horizontal and vertical vector components,  $V_x$  and  $V_y$ , of vector  $V$  are given. In each case find the magnitude of  $V$ .

17.  $|V_x| = 25.0$ ,  $|V_y| = 26.0$       18.  $|V_x| = 45.0$ ,  $|V_y| = 15.0$   
 19.  $|V_x| = 0.5$ ,  $|V_y| = 3.8$       20.  $|V_x| = 2.2$ ,  $|V_y| = 5.8$



21. **Navigation** If a navigation error puts a plane  $5.0^\circ$  off course, how far off course is the plane after flying 135 miles?



22. **Navigation** A ship is  $2.8^\circ$  off course. If the ship is traveling at 14.0 miles per hour, how far off course will it be after 2 hours?



23. **Velocity of a Bullet** A bullet is fired into the air with an initial velocity of 1,200 feet per second at an angle of  $45^\circ$  from the horizontal. Find the magnitude of the horizontal and vertical vector components of the velocity vector.

24. **Velocity of a Bullet** A bullet is fired into the air with an initial velocity of 1,800 feet per second at an angle of  $50^\circ$  from the horizontal. Find the magnitudes of the horizontal and vertical vector components of the velocity vector.

25. **Distance Traveled by a Bullet** Use the results of Problem 23 to find the horizontal distance traveled by the bullet in 5 seconds. (Neglect the resistance of air on the bullet.)

26. **Distance Traveled by a Bullet** Use the results of Problem 24 to find the horizontal distance traveled by the bullet in 2 seconds.



27. **Distance** A ship travels 130 kilometers on a bearing of  $S 42^\circ W$ . How far east and how far south has it traveled?



28. **Distance** A plane flies for 3 hours at 230 kilometers per hour in the direction  $S 25^\circ W$ . How far west and how far south does it travel in the 3 hours?

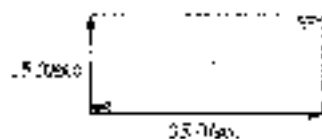


Figure 21

29. **Velocity of an Arrow** An arrow is shot into the air so that its horizontal velocity is 45.0 feet per second and its vertical velocity is 15.0 feet per second (Figure 21). Find the velocity of the arrow.

30. **Velocity of an Arrow** The horizontal and vertical components of the velocity of an arrow shot into the air are 30 feet per second and 25 feet per second, respectively. Find the velocity of the arrow.



31. **Distance** A plane travels 100 miles on a bearing of  $N 10^\circ E$  and then changes its course to  $N 40^\circ E$  and travels another 120 miles. Find the total distance traveled north and the total distance traveled east.



32. **Distance** A ship travels in the direction  $S 10^\circ E$  for 60 miles and then changes its course to  $S 40^\circ E$  and travels another 110 miles. Find the total distance south and the total distance east that the ship traveled.

33. **Static Equilibrium** Repeat the swing problem shown in Example 5 if Stacey pulls Danny through an angle of  $45^\circ$  and then holds him at static equilibrium. Find the magnitudes of both  $H$  and  $T$ .

34. **Static Equilibrium** The diagram in Figure 18 of this section would change if Stacey were to push Danny forward through an angle of  $30^\circ$  and then hold him in that position. Draw the diagram that corresponds to this new situation.

35. **Force** An 8-lb pendulum weight is lying on a slat bench at the gym. If the bench is inclined at an angle of  $15^\circ$ , there are three forces acting on the weight, as shown in Figure 22.  $W$  is called the normal force and it acts in the direction perpendicular to the bench.  $F$  is the force exerted by the slat that holds the weight on the bench. If the weight does not move, then the sum of these three forces is  $\mathbf{0}$ . Find the magnitude of  $N$  and the magnitude of  $F$ .



Figure 22



36. **Force** Repeat Problem 35 for a 25.0-pound weight, and a bench inclined at  $10.0^\circ$ .
37. **Force** Danny and Stacey love going from the swim (Example 5) to the slide at the park. The slide is inclined at an angle of  $52.0^\circ$ . Danny weighs 120 pounds. He is sitting in a cardboard box with a piece of wax paper on the bottom. Stacey is at the top of the slide holding on to the cardboard box (Figure 23). Find the magnitude of the force Stacey must pull with, in order to keep Danny from sliding down the slide. (We are assuming that the wax paper makes the slide into a frictionless surface, so that the only force keeping Danny from sliding is the force with which Stacey pulls.)



Figure 23



Figure 24



Figure 25

38. **Force** Repeat Problem 37 for a slide inclined at an angle of  $45.0^\circ$ .
39. **Work** A package is pushed across a floor a distance of 75 feet by exerting a force of 41 pounds downward at an angle of  $20^\circ$  with the line of motion. How much work is done?
40. **Work** A package is pushed across a floor a distance of 52 feet by exerting a force of 18 pounds downward at an angle of  $75^\circ$  with the horizontal. How much work is done?
41. **Work** An automobile is pushed down a level road by exerting a force of 88 pounds at an angle of  $15^\circ$  with the horizontal (Figure 24). How much work is done in pushing the car 100 feet?
42. **Work** Mark pulls Allison and Maria in a wagon by exerting a force of 75 pounds on the handle at an angle of  $30^\circ$  with the horizontal (Figure 25). How much work is done by Mark in pulling the wagon 150 feet?

#### REVIEW PROBLEMS

The problems that follow review material we covered in Section 7.3.

43. Draw  $135^\circ$  in standard position, locate a convenient point on the terminal side, and then find  $\sin 135^\circ$ ,  $\cos 135^\circ$ , and  $\tan 135^\circ$ .
44. Draw  $-270^\circ$  in standard position, locate a convenient point on the terminal side, and then find  $\sin$ ,  $\cos$ , and  $\tan$  of  $\theta = -270^\circ$ .
45. Find  $\sin \theta$  and  $\cos \theta$  if the terminal side of  $\theta$  lies along the line  $y = 2x$  in quadrant I.
46. Find  $\sin \theta$  and  $\cos \theta$  if the terminal side of  $\theta$  lies along the line  $y = -x$  in quadrant II.
47. Find  $x$  if the point  $(x, -2)$  is on the terminal side of  $\theta$  and  $\sin \theta = \frac{1}{5}$ .
48. Find  $y$  if the point  $(-4, y)$  is on the terminal side of  $\theta$  and  $\cos \theta = \frac{3}{5}$ .

## CHAPTER 2 SUMMARY

## EXAMPLES

1.



$$\sin A = \frac{3}{5} \quad \cos B$$

$$\cos A = \frac{4}{5} \quad \sin B$$

$$\tan A = \frac{3}{4} \quad \cot B$$

$$\sec A = \frac{5}{4} \quad \csc B$$

$$\csc A = \frac{5}{3} \quad \sec B$$

$$\cot A = \frac{4}{3} \quad \tan B$$

2.  $\sin T = \cos 50^\circ$

$\cos 17^\circ = \sin 83^\circ$

$\tan 3^\circ = \cot 97^\circ$

$\csc A = \sec 97^\circ$  4.

$\sec 3^\circ = \csc 97^\circ$

$\sin 17^\circ = \cos 83^\circ$

3. The values given in the table are called exact values because they are not decimal approximations as you would find on a calculator.

4. 
$$\frac{67^\circ 30' + 23^\circ 30'}{70^\circ 00'} = 70^\circ 00'$$

## Trigonometric Functions (Definition II) [2.1]

If triangle  $ABC$  is a right triangle with  $C = 90^\circ$ , then the six trigonometric functions for angle  $A$  are

$$\sin A = \frac{\text{side opposite } A}{\text{hypotenuse}} = \frac{a}{c}$$

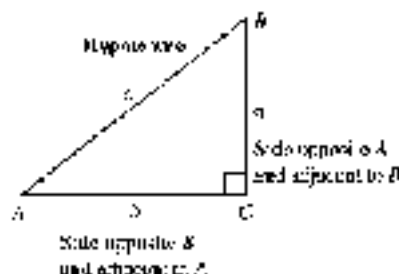
$$\cos A = \frac{\text{side adjacent } A}{\text{hypotenuse}} = \frac{b}{c}$$

$$\tan A = \frac{\text{side opposite } A}{\text{side adjacent } A} = \frac{a}{b}$$

$$\cot A = \frac{\text{side adjacent } A}{\text{side opposite } A} = \frac{b}{a}$$

$$\sec A = \frac{\text{hypotenuse}}{\text{side adjacent } A} = \frac{c}{b}$$

$$\csc A = \frac{\text{hypotenuse}}{\text{side opposite } A} = \frac{c}{a}$$



## Cofunction Theorem [2.1]

A trigonometric function of an angle is always equal to the cofunction of its complement. In symbols, since the complement of  $x$  is  $90^\circ - x$ , we have

$$\sin x = \cos (90^\circ - x)$$

$$\sec x = \csc (90^\circ - x)$$

$$\tan x = \cot (90^\circ - x)$$

## Trigonometric Functions of Special Angles [2.1]

$\theta$	$0^\circ$	$30^\circ$	$45^\circ$	$60^\circ$	$90^\circ$
$\sin \theta$	0	$\frac{1}{2}$	$\frac{1}{\sqrt{2}}$ or $\frac{\sqrt{2}}{2}$	$\frac{\sqrt{3}}{2}$	1
$\cos \theta$	1	$\frac{\sqrt{3}}{2}$	$\frac{1}{\sqrt{2}}$ or $\frac{\sqrt{2}}{2}$	$\frac{1}{2}$	0
$\tan \theta$	0	$\frac{1}{\sqrt{3}}$ or $\frac{\sqrt{3}}{3}$	1	$\sqrt{3}$	undefined

## Degrees, Minutes, and Seconds [2.1]

There are  $360^\circ$  (degrees) in one complete rotation,  $60'$  (minutes) in one degree, and  $60''$  (seconds) in one minute. This is equivalent to saying 1 minute is  $\frac{1}{60}$  of a degree, and 1 second is  $\frac{1}{60}$  of a minute.

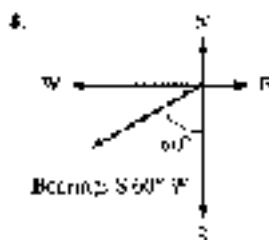
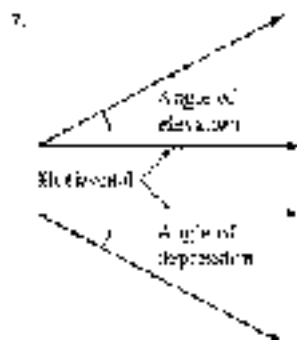




$$\begin{aligned}
 5. \quad 74.37^\circ - 31^\circ &= 43.37^\circ \\
 &= 43^\circ + 0.37(60') \\
 &= 43^\circ + 22' \\
 &= 43^\circ 22' \\
 27.48^\circ - 42^\circ &= \left(\frac{48}{60}\right)^\circ \\
 &= 42^\circ - 14' \\
 &= 42.8^\circ
 \end{aligned}$$

6. These angles and sides correspond in the triangle.

$$\begin{aligned}
 a &= 21 & A &= 39^\circ \\
 b &= 5.8 & B &= 45^\circ \\
 c &= 67.3 & C &= 51.1^\circ \\
 u &= 0.428 & U &= 2.9^\circ \\
 v &= 2.77 & V &= 27.1^\circ \\
 w &= 44.87 & W &= 63.18^\circ \\
 x &= 69.52 & X &= 24.52^\circ
 \end{aligned}$$



9. If a car is traveling at 50 miles per hour due north, then its velocity can be represented with a vector.

$$\begin{array}{l}
 \text{Velocity} \\
 \text{of the car} \\
 \downarrow \\
 \text{Magnitude}
 \end{array}$$

### Converting to and from Decimal Degrees [2.2]

To convert from decimal degrees to degrees and minutes, multiply the fractional part of the angle (that which follows the decimal point) by 60 to get minutes.

To convert from degrees and minutes to decimal degrees, divide minutes by 60 to get the fractional part of the angle.

### Significant Digits [2.3]

The number of *significant digits* (or figures) in a number is found by counting the number of digits from left to right, beginning with the first nonzero digit on the left.

The relationship between the accuracy of the sides in a triangle and the accuracy of the angles in the same triangle is given below.

Accuracy of Sides	Accuracy of Angles
Two significant digits	Nearest degree
Three significant digits	Nearest 10 minutes or tenth of a degree
Four significant digits	Nearest minute or hundredth of a degree

### Angle of Elevation and Angle of Depression [2.4]

An angle measured from the horizontal up is called an *angle of elevation*. An angle measured from the horizontal down is called an *angle of depression*. If an observer positioned at the vertex of the angle views an object to the direction of the nonhorizontal side of the angle, then this side is sometimes called the *line of sight* of the observer.


### Direction [2.4]

One way to specify the direction of a line or vector is called *bearing*. The notation used to designate bearing begins with N or S, followed by the number of degrees in the angle, and ends with E or W, as in  $S 60^\circ W$ .

### Vectors [2.5]

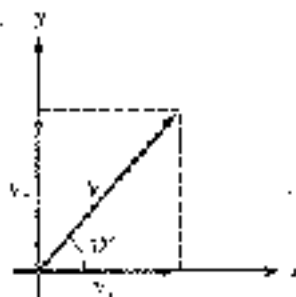
Quantities that have both magnitude and direction are called *vector quantities*, while quantities that have only magnitude are called *scalar quantities*. We represent vectors graphically by using arrows. The length of the arrow corresponds to the magnitude of the vector, and the direction of the arrow corresponds to the direction of the vector. In symbols, we denote the magnitude of vector  $\mathbf{V}$  with  $|\mathbf{V}|$ .

10.

**Addition of Vectors [2.5]**

The sum of the vectors  $U$  and  $V$ , written  $U + V$ , is the vector that extends from the tail of  $U$  to the tip of  $V$  when the tail of  $V$  coincides with the tip of  $U$ . The sum of  $U$  and  $V$  is called the *resultant vector*.

11.

**Horizontal and Vertical Vector Components [2.5]**

The horizontal and vertical vector components of vector  $V$  are the horizontal and vertical vectors whose sum is  $V$ . The horizontal vector component is denoted by  $V_x$ , and the vertical vector component is denoted by  $V_y$ .

**CHAPTER 2****TEST**

Find  $\sin A$ ,  $\cos A$ ,  $\tan A$ , and  $\sin B$ ,  $\cos B$ , and  $\tan B$  in right triangle  $ABC$ , with  $C = 90^\circ$ :

- $a = 1$  and  $b = 2$ .
- $b = 3$  and  $c = 5$ .
- $a = 3$  and  $c = 5$ .
- Use Definition II to explain why, for any acute angle  $\theta$ , it is impossible for  $\sin \theta = 2$ .
- Fill in the blank to make the statement true:  $\sin^{-1} 4^\circ = \cos$  \_\_\_\_\_.

Simplify each expression, as much as possible:

- $\sin^2 45^\circ + \cos^2 30^\circ$
- $\tan 45^\circ - \cot 45^\circ$
- $\sin^2 60^\circ - \cos^2 30^\circ$
- $\frac{1}{\csc 30^\circ}$
- Add  $48^\circ 18'$  and  $24^\circ 52'$ .
- Convert  $73.2^\circ$  to degrees and minutes.
- Convert  $2^\circ 48'$  to decimal degrees.

Use a calculator to find the following:

- $\sin 24^\circ 20'$
- $\cos 57.3^\circ$
- $\cot 71^\circ 20'$

Use a calculator to find  $\theta$  to the nearest tenth of a degree if  $\theta$  is an acute angle and

- $\sin \theta = 0.9465$
- $\sec \theta = 1.923$



The following problems refer to right triangle  $ABC$  with  $C = 90^\circ$ . In each case, find all the missing parts.


18.  $a = 68.0$  and  $b = 104$                       19.  $a = 24.3$  and  $c = 48.1$   
 20.  $b = 915$  and  $B = 14.0^\circ$                 21.  $c = 0.462$  and  $A = 57^\circ 51'$
22. **Geometry** If the altitude of an isosceles triangle is 25 centimeters and each of the two equal angles measures  $17^\circ$ , how long are the two equal sides?
23. **Angle of Elevation** If the angle of elevation of the sun is  $25^\circ 30'$ , how tall is a post that casts a shadow 1.5 feet long?
24. **Distance** Two guy wires from the top of a 15-foot tall pole are anchored to the ground below by two stakes. If the angle is perpendicular to the ground and between the two stakes, if the angles of depression from the top of the pole to each of the stakes are  $40^\circ$  and  $47^\circ$ , how far apart are the stakes?
25. **Vector Angle** Vector  $V$  has a horizontal vector component with magnitude 14 and a vertical vector component with magnitude 3. What is the acute angle formed by  $V$  and the positive  $x$ -axis?
26. **Velocity** A bullet is fired into the air with an initial velocity of 180 feet per second at an angle of  $62^\circ$  from the horizontal. Find the magnitudes of the horizontal and vertical vector components of the velocity vector.
-  27. **Distance and Bearing** A ship travels 120 miles on a bearing of  $S 66^\circ E$ . How far east and how far north has the ship traveled?
28. **Force** Tyler and his cousin Kelly have attached a rope to the branch of a tree and tied a board to the other end to form a swing. Tyler sits on the board while his cousin pushes him through an angle of  $25.5^\circ$  and holds him there. If Tyler weighs 45 pounds, find the magnitude of the force Kelly must push with horizontally to keep Tyler in static equilibrium. See Figure 1.



Figure 1



Figure 2

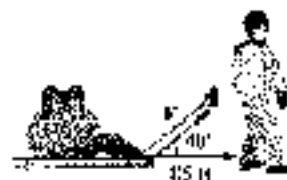


Figure 3

29. **Force** Tyler and Kelly decide to rollerkone. They come to a hill that is inclined at  $8.5^\circ$ . Tyler pushes Kelly halfway up the hill and then holds her there (Figure 2). If Kelly weighs 58.6 pounds, find the magnitude of the force Tyler must push with to keep Kelly from rolling down the hill. (Assume that the only force keeping Kelly from rolling backwards is the force Tyler is pushing with.)
30. **Work** William pulls his outstretched hand Sarah on a sled by exerting a force of 35 pounds on a rope at an angle of elevation of  $40^\circ$  (Figure 3). How much work is done by William in pulling the sled 85 feet?

## CHAPTER 2 GROUP PROJECT

THE  $15^\circ$ - $75^\circ$ - $90^\circ$  TRIANGLE

**Objective:** To find exact values of the six trigonometric functions for  $15^\circ$  and  $75^\circ$  angles.

In Section 2.1 we saw how to obtain exact values for the trigonometric functions using two special triangles, the  $30^\circ$ - $60^\circ$ - $90^\circ$  triangle and the  $45^\circ$ - $45^\circ$ - $90^\circ$  triangle. In this project you will use both of these triangles to create a  $15^\circ$ - $75^\circ$ - $90^\circ$  triangle. Once your triangle is complete, you will be able to use it to find additional exact values of the trigonometric functions.

The diagram shown in Figure 1 is called an Ailles rectangle. It is named after a high school teacher, Doug Ailles, who first discovered it. Notice that the rectangle is constructed from four triangles. The triangle in the middle is a  $30^\circ$ - $60^\circ$ - $90^\circ$  triangle, and the triangle above it in the upper right corner is a  $45^\circ$ - $45^\circ$ - $90^\circ$  triangle.

1. Find the measures of the remaining four angles labeled  $A$ ,  $B$ ,  $C$ , and  $D$ .
2. Use your knowledge of a  $30^\circ$ - $60^\circ$ - $90^\circ$  triangle to find sides  $r$  and  $h$ .
3. Now use your knowledge of a  $45^\circ$ - $45^\circ$ - $90^\circ$  triangle to find sides  $s$  and  $t$ .
4. Find  $r$  and  $s$ , and then find sides  $a$  and  $b$  using your values for sides  $c$ ,  $d$ ,  $e$ , and  $f$ .
5. Now that the diagram is complete, you should have a  $15^\circ$ - $75^\circ$ - $90^\circ$  triangle with all three sides labeled. Use this triangle to fill in the table below with exact values for each trigonometric function.

$\theta$	$\sin \theta$	$\cos \theta$	$\tan \theta$	$\csc \theta$	$\sec \theta$	$\cot \theta$
$15^\circ$						
$75^\circ$						

6. Use your calculator to check each of the values in your table. For example, find  $\sin 15^\circ$  on your calculator and make sure it agrees with the value in your table. (You will need to approximate the value in your table with your calculator also.)



Figure 1

## CHAPTER 2 RESEARCH PROJECT

## SHADOWY ORIGINS

The origins of the sine function are found in the tables of chords for a circle constructed by the Greek astronomers/chronometers Hipparchus and Ptolemy. However, the origins of the tangent and cotangent functions lie primarily with Arabic and Islamic astronomers. Called the *sine versis* and *sinus versus*, their connection was not to the chord of a circle but to the gnomon of a sundial.

Research the origins of the tangent and cotangent functions. What was the connection to sundials? What other contributions did Arabic astronomers make to trigonometry? Write a paragraph or two about your findings.



Sundials: The Key to Better Calendar Control

## RADIAN MEASURE

*The great book of nature can be read only by those who know the language in which it is written. And this language is mathematics.*  
—Galileo



© Alamy Images

### HYPOTHESIS

The first cable car was built in San Francisco, California, by Andrew Smith Hallidie. It was completed on August 2, 1873. Today, three cable car lines remain in operation in San Francisco. The cars are propelled by thin, steel cables. Inside the powerhouse, these cables are driven by large 14-foot drive wheels, called *sheaves*, that turn at a rate of 19 revolutions per minute (Figure 1).

In this chapter we introduce a second type of angle measure that allows us to define rotation in terms of an arc along the circumference of a circle. With radian measure, we can solve problems that involve angular speeds such as revolutions per minute. For example, we will be able to use this information to determine the linear speed at which the cable car travels.



© Alamy Images

Figure 1

### STUDY SKILLS FOR CHAPTER 3

The study skills for this chapter focus on getting ready to take an exam.

- 1 Getting Ready to Take an Exam** Try to arrange your daily study habits so that you have very little studying to do the night before your next exam. The next two goals will help you achieve goal number 1.
- 2 Review with the Exam in Mind** Review material that will be covered on the next exam every day. Your review should consist of working problems. Preferably, the problems you work should be problems from the list of difficult problems you have been recording.
- 3 Continue to List Difficult Problems** This study skill was started in the previous chapter. You should continue to list and rework the problems that give you the most difficulty. Use this list to study for the next exam. Your goal is to go into the next exam knowing that you can successfully work any problem from your list of hard problems.

In Examples and Problems 5 and 6 throughout the chapter.

📺 — Tutorial available on video

📖 — Tutorial available on CD

**4 Pay Attention to Instructions** Taking a test is different from doing homework. When you take a test, the problems will be mixed up. When you do your homework, you usually work a number of similar problems. Sometimes students do very well on their homework, but become confused when they see the same problems on a test because they have not paid attention to the instructions on their homework.

Copyright 2010 Cengage Learning. All Rights Reserved. May not be copied, scanned, or duplicated, in whole or in part. WCN 02-200-203

## SECTION 3.1 REFERENCE ANGLE

In the previous chapter, we found exact values for trigonometric functions of certain angles (between  $0^\circ$  and  $90^\circ$ ). By using what are called *reference angles*, we can find exact values for trigonometric functions of angles outside the interval  $0^\circ$  to  $90^\circ$ .

### DEFINITION

The *reference angle* (sometimes called *related angle*) for any angle  $\theta$  in standard position is the positive acute angle between the terminal side of  $\theta$  and the  $x$ -axis. In this book, we will denote the reference angle for  $\theta$  by  $\theta'$ .

Copyright 2010 Cengage Learning. All Rights Reserved. May not be copied, scanned, or duplicated, in whole or in part. WCN 02-200-203

**Note:** For this definition,  $\theta'$  is always positive and always between  $0^\circ$  and  $90^\circ$ . That is, a reference angle is always an acute angle.

**EXAMPLE 1** Name the reference angle for each of the following angles.

- a.  $30^\circ$     b.  $135^\circ$     c.  $240^\circ$     d.  $350^\circ$     e.  $-210^\circ$     f.  $-140^\circ$

**SOLUTION** We draw each angle in standard position. The reference angle is the positive acute angle formed by the terminal side of the angle in question and the  $x$ -axis (Figure 1).

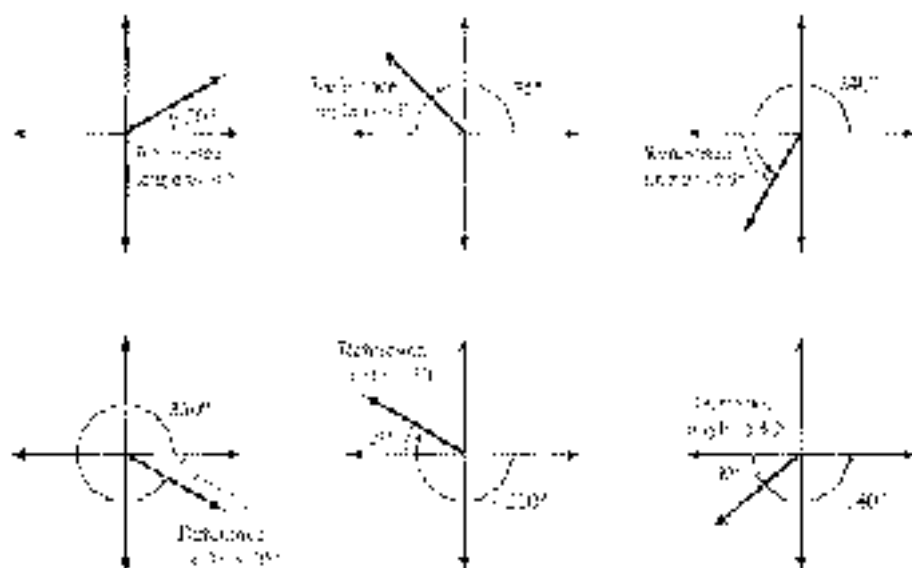


Figure 1



We can generalize the result in Example 1 as follows: If  $\theta$  is a positive angle between  $0^\circ$  and  $360^\circ$ , and

$$\begin{aligned} \text{if } \theta \in \text{QI,} & \quad \text{then } \hat{\theta} = \theta \\ \text{if } \theta \in \text{QII,} & \quad \text{then } \hat{\theta} = 360^\circ - \theta \\ \text{if } \theta \in \text{QIII,} & \quad \text{then } \hat{\theta} = \theta - 180^\circ \\ \text{if } \theta \in \text{QIV,} & \quad \text{then } \hat{\theta} = 360^\circ - \theta \end{aligned}$$

We can use our information on reference angles and the signs of the trigonometric functions to write the following theorem.

#### REFERENCE ANGLE THEOREM

A trigonometric function of an angle and its reference angle are the same, except, perhaps, for a difference in sign.

We will not give a detailed proof of this theorem, but rather justify it by example. Let's look at the sines of all the angles between  $0^\circ$  and  $360^\circ$  that have a reference angle of  $30^\circ$ . These angles are  $30^\circ$ ,  $150^\circ$ ,  $210^\circ$ , and  $330^\circ$  (Figure 2).

$$\begin{aligned} \sin 150^\circ &= \sin 30^\circ = \frac{1}{2} \\ \sin 210^\circ &= \sin 330^\circ = -\frac{1}{2} \end{aligned} \quad \begin{array}{l} \swarrow \\ \searrow \end{array} \quad \begin{array}{l} \text{they differ in sign only} \end{array}$$

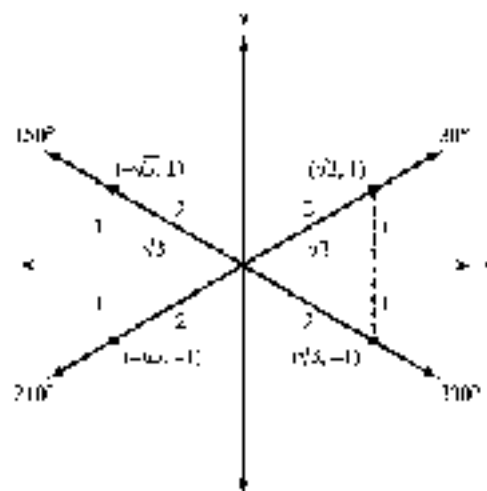


Figure 2

As you can see, any angle with a reference angle of  $30^\circ$  will have a sine of  $\frac{1}{2}$  or  $-\frac{1}{2}$ . The sign,  $+$  or  $-$ , will depend on the quadrant in which the angle terminates. Using this discussion as its foundation, we write the following steps to find trigonometric functions of angles between  $0^\circ$  and  $360^\circ$ .

**Step 1.** Find  $\hat{\theta}$ , the reference angle.

**Step 2.** Determine the sign of the trigonometric function based on the quadrant in which  $\theta$  terminates.

**Step 3.** Write the original trigonometric function of  $\theta$  in terms of the same trigonometric function of  $\hat{\theta}$ .

**Step 4.** Find the trigonometric function of  $\hat{\theta}$ .

### EXAMPLE 2

Find the exact value of  $\sin 240^\circ$ .

**SOLUTION** For this example, we will list the steps just given as we use them. Figure 3 is a diagram of the situation.

**Step 1.** We find  $\hat{\theta}$  by subtracting  $180^\circ$  from  $\theta$ .

$$\hat{\theta} = 240^\circ - 180^\circ = 60^\circ$$

**Step 2.** Since  $\theta$  terminates in quadrant III, and the sine function is negative in quadrant III, our answer will be negative. That is,  $\sin \theta = -\sin \hat{\theta}$ .

**Step 3.** Using the results of Steps 1 and 2, we write

$$\sin 240^\circ = -\sin 60^\circ$$

**Step 4.** We finish by finding  $\sin 60^\circ$ .

$$\begin{aligned} \sin 240^\circ &= -\sin 60^\circ && \text{Sine is negative in QIII} \\ &= -\left(\frac{\sqrt{3}}{2}\right) && \sin 60^\circ = \frac{\sqrt{3}}{2} \\ &= -\frac{\sqrt{3}}{2} \end{aligned}$$

### EXAMPLE 3

Find the exact value of  $\tan 315^\circ$ .

**SOLUTION** The reference angle is  $360^\circ - 315^\circ = 45^\circ$ . Since  $315^\circ$  terminates in quadrant IV, its tangent will be negative (Figure 4).

$$\tan 315^\circ = -\tan 45^\circ \quad \text{Because tangent is negative in QIV}$$

$$= -1$$

### EXAMPLE 4

Find the exact value of  $\csc 300^\circ$ .

**SOLUTION** The reference angle is  $360^\circ - 300^\circ = 60^\circ$  (Figure 5). To find the exact value of  $\csc 60^\circ$ , we use the fact that cosecant and sine are reciprocals.

$$\begin{aligned} \csc 300^\circ &= -\csc 60^\circ && \text{Because cosecant is negative in QIV} \\ &= -\frac{1}{\sin 60^\circ} && \text{Reciprocal identity} \\ &= -\frac{1}{\sqrt{3}/2} && \sin 60^\circ = \frac{\sqrt{3}}{2} \\ &= -\frac{2}{\sqrt{3}} \end{aligned}$$

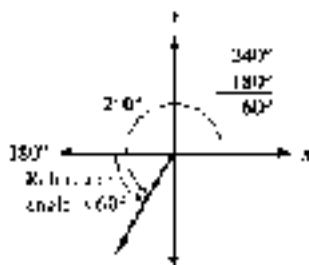


Figure 3

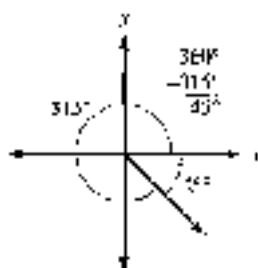


Figure 4

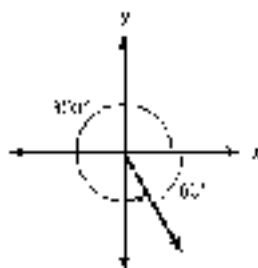


Figure 5





Recall from Section 1.3 that coterminal angles always differ from each other by multiples of  $360^\circ$ . For example,  $-45^\circ$  and  $315^\circ$  are coterminal, as are  $10^\circ$  and  $370^\circ$  (Figure 6).

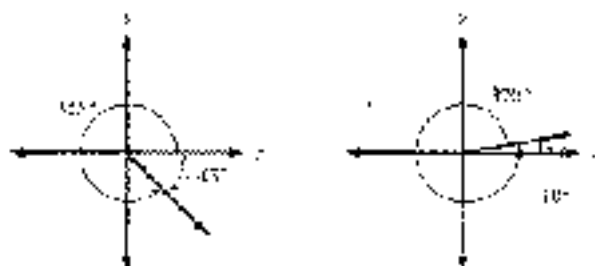


Figure 6

The trigonometric functions of an angle and any angle coterminal to it are always equal. For sine and cosine, we can write this in symbols as follows:

In any integer  $k$ ,

$$\sin(\theta + 360^\circ k) = \sin \theta \quad \text{and} \quad \cos(\theta + 360^\circ k) = \cos \theta$$

To find values of trigonometric functions for an angle larger than  $360^\circ$  or smaller than  $0^\circ$ , we simply find an angle between  $0^\circ$  and  $360^\circ$  that is coterminal to it and then use the steps outlined in Examples 2 through 4.

**EXAMPLE 5** Find the exact value of  $\cos 495^\circ$ .

**SOLUTION** By subtracting  $360^\circ$  from  $495^\circ$ , we obtain  $135^\circ$ , which is coterminal to  $495^\circ$ . The reference angle for  $135^\circ$  is  $45^\circ$ . Because  $495^\circ$  terminates in quadrant II, its cosine is negative (Figure 7).




Figure 7

$$\begin{aligned} \cos 495^\circ &= \cos 135^\circ && 495^\circ \text{ and } 135^\circ \text{ are coterminal} \\ &= -\cos 45^\circ && \text{In QII } \cos \theta = -\cos \theta \\ &= -\frac{1}{\sqrt{2}} && \text{Exact value} \end{aligned}$$

## Approximations

To find trigonometric functions of angles that do not lend themselves to exact values, we use a calculator. To find an approximation for  $\sin \theta$ ,  $\cos \theta$ , or  $\tan \theta$ , we simply enter the angle and press the appropriate key on the calculator. Check to see that you can obtain the following values for sine, cosine, and tangent of  $25.0^\circ$  and  $-16.0^\circ$  on your calculator. (These answers are rounded to the nearest ten-thousandth.) Make sure your calculator is set to degree mode.

$$\begin{aligned} \sin 25.0 &\approx 0.4226 & \sin(-16.0) &\approx -0.2746 \\ \cos 25.0 &\approx 0.9063 & \cos(-16.0) &\approx 0.9594 \\ \tan 25.0 &\approx 0.4663 & \tan(-16.0) &\approx -0.2856 \end{aligned}$$

To find  $\csc 250^\circ$ ,  $\sec 250^\circ$ , and  $\cot 250^\circ$ , we must use the reciprocals of  $\sin 250^\circ$ ,  $\cos 250^\circ$ , and  $\tan 250^\circ$ .

	Scientific Calculator	Graphing Calculator
$\csc 250^\circ = \frac{1}{\sin 250^\circ}$ $= -1.0643$	$250 \quad \boxed{\sin} \quad \boxed{1/x}$	$1 \quad \boxed{\sin} \quad \boxed{250} \quad \boxed{1} \quad \boxed{\text{ENTER}}$
$\sec 250^\circ = \frac{1}{\cos 250^\circ}$ $= -2.9236$	$250 \quad \boxed{\cos} \quad \boxed{1/x}$	$1 \quad \boxed{\cos} \quad \boxed{250} \quad \boxed{1} \quad \boxed{\text{ENTER}}$
$\cot 250^\circ = \frac{1}{\tan 250^\circ}$ $= 0.3740$	$250 \quad \boxed{\tan} \quad \boxed{1/x}$	$1 \quad \boxed{\tan} \quad \boxed{250} \quad \boxed{1} \quad \boxed{\text{ENTER}}$

Next we use a calculator to find an approximation for  $\theta$ , given one of the trigonometric functions of  $\theta$  and the quadrant in which  $\theta$  terminates. To do this we will need to use the  $\boxed{\sin^{-1}}$ ,  $\boxed{\cos^{-1}}$ , and  $\boxed{\tan^{-1}}$  keys, which we introduced earlier in Section 7.2. In using one of these keys to find a reference angle, always enter a positive value for the trigonometric function. (Remember: A reference angle is between  $0^\circ$  and  $90^\circ$ , so all six trigonometric functions of that angle will be positive.)

**Calculator Note:** Some calculators do not have a key labeled  $\boxed{\sin^{-1}}$ . You may need to press a combination of keys, such as  $\boxed{\text{inv}}$ ,  $\boxed{\sin}$ ,  $\boxed{\text{inv}}$ ,  $\boxed{\text{inv}}$ , or  $\boxed{2nd}$ ,  $\boxed{\sin}$ .

**EXAMPLE 6** Find  $\theta$  if  $\sin \theta = -0.5592$  and  $\theta$  terminates in QIII with  $0^\circ < \theta < 360^\circ$ .

**SOLUTION** First, we find the reference angle using the  $\boxed{\sin^{-1}}$  key with the positive value 0.5592. From this, we get  $\hat{\theta} = 34^\circ$ . As shown in Figure 8, the desired angle in QIII whose reference angle is  $34^\circ$  is

$$\begin{aligned}\theta &= 180^\circ + \hat{\theta} \\ &= 180^\circ + 34^\circ \\ &= 214^\circ\end{aligned}$$

If we wanted to list all the angles that terminate in QIII and have a sine of  $-0.5592$ , we would write

$$\theta = 214^\circ + 360^\circ k \quad \text{where } k \text{ is any integer}$$

This gives us all angles coterminal with  $214^\circ$ . ■

**Calculator Note:** There is a big difference between the  $\boxed{\sin^{-1}}$  key and the  $\boxed{\sin}$  key. The  $\boxed{\sin}$  key can be used to find the value of the sine function for any angle. However, the reverse is not true with the  $\boxed{\sin^{-1}}$  key. For example, if you were to try Example 6 by entering  $-0.5592$  and using the  $\boxed{\sin^{-1}}$  key, you would not obtain the angle  $214^\circ$ . To see why this happens you will have to wait until we cover inverse trigonometric functions in Chapter 4. In the meantime, to use a calculator on this kind of problem, use it to find the reference angle and then proceed as we did in Example 6.

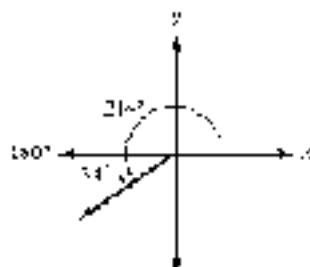


Figure 8



**EXAMPLE 7** Find  $\theta$  to the nearest tenth of a degree if  $\tan \theta = -0.8541$  and  $\theta$  terminates in QIV with  $0^\circ < \theta < 360^\circ$ .

**SOLUTION** Using the  $\boxed{\tan^{-1}}$  key with the positive value 0.8541 gives the reference angle  $\hat{\theta} = 40.5^\circ$ . The desired angle in QIV with a reference angle of  $40.5^\circ$  is

$$\theta = 360^\circ - 40.5^\circ = 319.5^\circ$$

Again, if we want to list *all* angles in QIV with a tangent of  $-0.8541$ , we write

$$\theta = 319.5^\circ + 360^\circ k \quad \text{where } k \text{ is a real integer}$$

to include not only  $319.5^\circ$  but all angles coterminal with it.  $\blacksquare$

**EXAMPLE 8** Find  $\theta$  if  $\cot \theta = \frac{1}{2}$  and  $\theta$  terminates in QIII with  $180^\circ < \theta < 360^\circ$ .

**SOLUTION** Using a calculator, we find the reference angle to be  $40^\circ$ . The desired angle in QIII with a reference angle of  $40^\circ$  is  $180^\circ + 40^\circ = 220^\circ$ .  $\blacksquare$

**EXAMPLE 9** Find  $\theta$  to the nearest degree if  $\sec \theta = 3.8637$  and  $\theta$  terminates in QIV with  $0^\circ < \theta < 360^\circ$ .

**SOLUTION** To find the reference angle on a calculator, we must use the fact that  $\sec \theta$  is the reciprocal of  $\cos \theta$ . That is,

$$\text{If } \sec \theta = 3.8637 \quad \text{then } \cos \theta = \frac{1}{3.8637}$$

From this last line we see that the key  $\boxed{\cos^{-1}}$  to press is

Scientific Calculator	Graphing Calculator
$3.8637 \boxed{1/x} \boxed{\cos^{-1}}$	$\boxed{\cos^{-1}} \boxed{1} \boxed{3.8637} \boxed{1/x} \boxed{)} \boxed{ENTER}$

To the nearest degree, the reference angle is  $\hat{\theta} = 75^\circ$ . Because we want  $\theta$  to terminate in QIV, we subtract  $75^\circ$  from  $360^\circ$  to get

$$\theta = 360^\circ - 75^\circ = 285^\circ$$

We can check our result on a calculator by entering  $285^\circ$ , finding its cosine, and then finding the reciprocal of the result.

Scientific Calculator	Graphing Calculator
$285 \boxed{\cos} \boxed{1/x}$	$\boxed{1} \boxed{1} \boxed{\cos} \boxed{285} \boxed{)} \boxed{ENTER}$

The calculator gives a result of 3.8637.  $\blacksquare$

**EXAMPLE 10** Find  $\theta$  to the nearest degree if  $\cot \theta = -1.6003$  and  $\theta$  terminates in QII, with  $0^\circ < \theta < 360^\circ$ .

**SOLUTION** To find the reference angle on a calculator, we ignore the negative sign in  $-1.6003$  and use the fact that  $\cot \theta$  is the reciprocal of  $\tan \theta$ .

$$\text{If } \cot \theta = -1.6003 \quad \text{then } \tan \theta = \frac{1}{1.6003}$$

From this last line we see that the legs in question

Scientific Calculator

$$1.6003 \text{ (2)} \left[ \tan^{-1} \right]$$

Graphing Calculator

$$\left[ \tan^{-1} \right] \left( 1.6003 \right) \left[ \circ \right] \text{ ENTER}$$

To the nearest degree, the reference angle is  $\theta \approx 39^\circ$ . Because we want  $\theta$  to terminate in QII, we subtract  $39^\circ$  from  $180^\circ$  to get  $\theta \approx 141^\circ$ .

Again, we can check our result on a calculator by entering  $141^\circ$ , finding its tangent, and then finding the reciprocal of the result.

Scientific Calculator

$$43 \left[ \tan \right] \left[ \circ \right]$$

Graphing Calculator

$$\left[ \tan \right] \left( 43 \right) \left[ \circ \right] \left[ 1/x \right] \text{ ENTER}$$

The calculator gives a result of  $\approx 1.6003$ . ■

### GETTING READY FOR CLASS

After reading through the preceding section, respond in your own words and in complete sentences.

- Define reference angle.
- State the reference angle theorem.
- What is the first step in finding the exact value of  $\cos^{-1}(0.95)$ ?
- Explain how to find  $\theta$  to the nearest tenth of a degree, if  $\tan \theta = -0.5541$  and  $\theta$  terminates in QIV with  $0^\circ < \theta < 360^\circ$ .

### PROBLEM SET 8.1

Draw each of the following angles in standard position and then name the reference angle.

- |                  |                 |                   |                   |
|------------------|-----------------|-------------------|-------------------|
| 1. $20^\circ$    | 2. $80^\circ$   | 3. $134^\circ$    | 4. $293.6^\circ$  |
| 5. $311.7^\circ$ | 6. $95.9^\circ$ | 7. $95^\circ 10'$ | 8. $11^\circ 40'$ |
| 9. $388^\circ$   | 10. $130^\circ$ | 11. $120^\circ$   | 12. $150^\circ$   |

Find the exact value of each of the following.

- |                      |                      |                      |                      |
|----------------------|----------------------|----------------------|----------------------|
| 13. $\cos 225^\circ$ | 14. $\cos 115^\circ$ | 15. $\sin 120^\circ$ | 16. $\sin 210^\circ$ |
| 17. $\tan 115^\circ$ | 18. $\tan 315^\circ$ | 19. $\cos 240^\circ$ | 20. $\cos 150^\circ$ |
| 21. $\csc 330^\circ$ | 22. $\sec 750^\circ$ | 23. $\sec 300^\circ$ | 24. $\csc 300^\circ$ |
| 25. $\csc 135^\circ$ | 26. $\csc 420^\circ$ | 27. $\csc 450^\circ$ | 28. $\csc 510^\circ$ |

Use a calculator to find the following.

- |                             |                          |                         |                           |
|-----------------------------|--------------------------|-------------------------|---------------------------|
| 29. $\cos 347^\circ$        | 30. $\cos 295^\circ$     | 31. $\sec 101.8^\circ$  | 32. $\csc 156.7^\circ$    |
| 33. $\tan 143.4^\circ$      | 34. $\tan 25.18^\circ$   | 35. $\sec 311.7^\circ$  | 36. $\csc 91.2^\circ$     |
| 37. $\csc 340^\circ$        | 38. $\csc 420^\circ$     | 39. $\csc 575.4^\circ$  | 40. $\sec 580.9^\circ$    |
| 41. $\cos (-3.5^\circ)$     | 42. $\sin (-225^\circ)$  | 43. $\tan 15.9^\circ$   | 44. $\tan 17^\circ 40'$   |
| 45. $\sec 3^\circ 45' 40''$ | 46. $\csc 670^\circ 30'$ | 47. $\csc (-120^\circ)$ | 48. $\cos (-1^\circ 50')$ |



Use a calculator to find  $\theta$  to the nearest tenth of a degree, if  $0^\circ < \theta < 360^\circ$  and

- |   |   |
|---|---|
| ▶ 49. $\sin \theta = -0.3390$ with $\theta$ in QIII | 50. $\sin \theta = -0.2090$ with $\theta$ in QIV  |
| 51. $\cos \theta = -0.7660$ with $\theta$ in QII    | 52. $\cos \theta = -0.7650$ with $\theta$ in QIII |
| 53. $\tan \theta = 0.5890$ with $\theta$ in QIII    | 54. $\tan \theta = 0.5890$ with $\theta$ in QI    |
| 55. $\cos \theta = 0.3641$ with $\theta$ in QI      | 56. $\cos \theta = 0.2674$ with $\theta$ in QIV   |
| 57. $\sin \theta = 0.9652$ with $\theta$ in QII     | 58. $\sin \theta = 0.9652$ with $\theta$ in QI    |
| ▶ 59. $\sec \theta = 1.1325$ with $\theta$ in QIV   | 60. $\sec \theta = 1.4335$ with $\theta$ in QII   |
| 61. $\csc \theta = 2.1957$ with $\theta$ in QI      | 62. $\csc \theta = -3.4159$ with $\theta$ in QII  |
| 63. $\cot \theta = -0.7356$ with $\theta$ in QII    | 64. $\cot \theta = -0.1234$ with $\theta$ in QIV  |
| 65. $\sec \theta = -1.7876$ with $\theta$ in QIII   | 66. $\csc \theta = -1.7876$ with $\theta$ in QIII |

Find  $\theta$ , if  $0^\circ < \theta < 360^\circ$  and

- |  |  |
|--|--|
| ▶ 67. $\sin \theta = -\frac{\sqrt{3}}{2}$ and $\theta$ in QIII | 68. $\sin \theta = \frac{1}{\sqrt{2}}$ and $\theta$ in QII   |
| 69. $\cos \theta = \frac{1}{\sqrt{2}}$ and $\theta$ in QII     | 70. $\cos \theta = -\frac{\sqrt{3}}{2}$ and $\theta$ in QIII |
| ▶ 71. $\sin \theta = -\frac{\sqrt{3}}{2}$ and $\theta$ in QIV  | 72. $\sin \theta = \frac{1}{\sqrt{2}}$ and $\theta$ in QII   |
| 73. $\tan \theta = \sqrt{3}$ and $\theta$ in QIII              | 74. $\tan \theta = \frac{1}{\sqrt{3}}$ and $\theta$ in QII   |
| 75. $\sec \theta = -2$ with $\theta$ in QI                     | 76. $\csc \theta = 2$ with $\theta$ in QI                    |
| 77. $\csc \theta = \sqrt{2}$ with $\theta$ in QII              | 78. $\sec \theta = \sqrt{2}$ with $\theta$ in QIV            |
| 79. $\cot \theta = -1$ with $\theta$ in QIV                    | 80. $\cot \theta = \sqrt{3}$ with $\theta$ in QII            |

#### REVIEW PROBLEMS

The problems that follow review material we covered in Sections 1.1 and 2.1. Give the complement and supplement of each angle.

81.  $70^\circ$                       82.  $120^\circ$                       83.  $x$                       84.  $90^\circ - y$
85. If the longest side in a  $30^\circ$ - $50^\circ$ - $90^\circ$  triangle is 10, find the length of the other two sides.
86. If the two shorter sides of a  $45^\circ$ - $45^\circ$ - $90^\circ$  triangle are both  $\frac{2}{4}$ , find the length of the hypotenuse.

Simplify each expression by substituting values from the table of exact values and then simplifying the resulting expression.

87.  $\sin 30^\circ \cos 60^\circ$                       88.  $4 \sin 60^\circ - 2 \cos 30^\circ$
89.  $\sin^2 45^\circ + \cos^2 45^\circ$                       90.  $(\sin 45^\circ + \cos 45^\circ)^2$

## SECTION 3.2 RADIANS AND DEGREES

If you think back to the work you have done with functions of the form  $y = f(x)$  in your algebra class, you will see that the variables  $x$  and  $y$  were always real numbers. The trigonometric functions we have worked with so far have had the form  $y = f(\theta)$ , where  $\theta$  is measured in degrees. To apply the knowledge we



**NOTE** The angle  $1$  radian is credited with the first printed use of the term *radian*; it is believed that the concept of radian measure was originally proposed by Roger Cotes (1682–1726), who was also the first to calculate  $\pi$  to 30 decimal figures.

have about functions from algebra to our trigonometric functions, we need to write our angles as real numbers, not degrees. The key to doing this is called *radian measure*.

Radian measure is a relatively new concept in the history of mathematics. The term *radian* was first introduced by physicist James T. Thomson in examination questions in 1873. The introduction of radian measure will allow us to do a number of useful things. For instance, in Chapter 4 we will graph the function  $y = \sin x$  on a rectangular coordinate system, where the units on the  $x$  and  $y$  axes are given by real numbers, just as they would be if we were graphing  $y = 2x + 3$  or  $y = x^2$ .

To understand the definition for radian measure, we have to recall first a general property of a central angle in a circle: it is an angle with its vertex at the center of the circle. Here is the definition for an angle with a measure of 1 radian.

#### DEFINITION

In a circle, a central angle that cuts off an arc equal in length to the radius of the circle has a measure of 1 radian (rad). Figure 1 illustrates this.

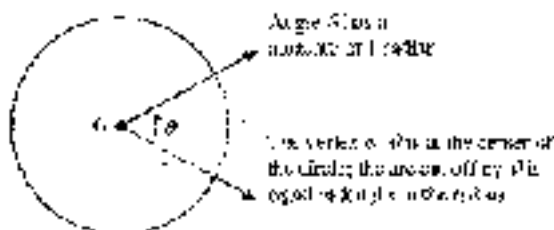


Figure 1

Copyright 2010 Cengage Learning. All Rights Reserved. May not be copied, scanned, or duplicated, in whole or in part. WCN 02-200-203

To find the radian measure of any central angle, we must find how many radii are in the arc it cuts off. To do so, we divide the arc length by the radius. If the radius is 2 centimeters and the arc cut off by central angle  $\theta$  is 6 centimeters, then the radian measure of  $\theta$  is  $\frac{6}{2} = 3$  rad. Here is the formal definition:

#### DEFINITION RADIAN MEASURE

If a central angle  $\theta$ , in a circle of radius  $r$ , cuts off an arc of length  $s$ , then the measure of  $\theta$  in radians, is given by  $\frac{s}{r}$  (Figure 2).

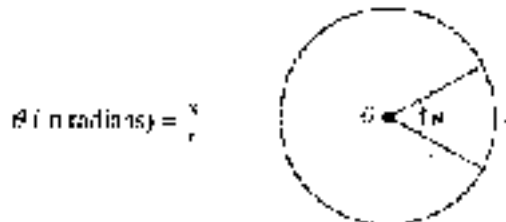


Figure 2

Copyright 2010 Cengage Learning. All Rights Reserved. May not be copied, scanned, or duplicated, in whole or in part. WCN 02-200-203

As you will see later in this section, one radian is equal to approximately 57.3°.



**EXAMPLE 3** A central angle  $\theta$  in a circle of radius 3 centimeters cuts off an arc of length 6 centimeters. What is the radian measure of  $\theta$ ?

**SOLUTION** We have  $r = 3$  cm and  $s = 6$  cm (Figure 3); therefore,

$$\begin{aligned}\theta \text{ (in radians)} &= \frac{s}{r} \\ &= \frac{6 \text{ cm}}{3 \text{ cm}} \\ &= 2\end{aligned}$$

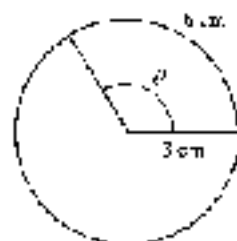


Figure 3

We say the radian measure of  $\theta$  is 2, or  $\theta = 2$  rad.

**NOTE** Because radian measure is defined as a ratio of two lengths, *s/r*, radian measure is a unitless measure. That is, radians are just real numbers. To see why, look again at Example 3. Notice how the units of centimeters divide out, leaving the number 2 without any units. For this reason, it is common practice to omit the word *radian* when using radian measure. (To avoid confusion, we will sometimes use the term *rad* in this book as if it were a unit.) If no units are showing, an angle is understood to be measured in radians, with degree measure, the degree symbol  $^\circ$  must be written.

$\theta = 2$  means the measure of  $\theta$  is 2 radians.

$\theta = 2^\circ$  means the measure of  $\theta$  is 2 degrees.

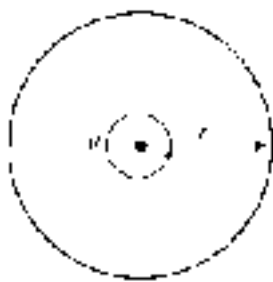


Figure 4

To see the relationship between degrees and radians, we can compare the number of degrees and the number of radians in one full rotation (Figure 4).

The angle formed by one full rotation about the center of a circle of radius  $r$  will cut off an arc equal to the circumference of the circle. Since the circumference of a circle of radius  $r$  is  $2\pi r$ , we have

$$\begin{array}{l} \theta \text{ measures one} \\ \text{full rotation} \end{array} \quad \theta = \frac{2\pi r}{r} = 2\pi \quad \begin{array}{l} \text{The measure of } \theta \\ \text{in radians is } 2\pi \end{array}$$

Because one full rotation in degrees is  $360^\circ$ , we have the following relationship between radians and degrees.

$$360^\circ = 2\pi \text{ rad}$$

Dividing both sides by 2, we have

$$180^\circ = \pi \text{ rad}$$

**NOTE** We could also find this conversion factor using the definition of  $\pi$ , which is the ratio of the circumference to the diameter for any circle. Because

$$\pi = \frac{C}{2r} = \frac{\pi C}{r}$$

by our definition of radian measure,  $\pi$  is the angle in radians corresponding to an arc length of half the circumference of the circle. Therefore,  $\pi$  rad =  $180^\circ$ .

To obtain conversion factors that will allow us to change back and forth between degrees and radians, we derive both sides of this basic equation alternately by 180 and by  $\pi$ .

$$\begin{array}{l} 180^\circ = \pi \text{ rad} \\ \text{Divide both} \\ \text{sides by 180} \end{array} \quad \begin{array}{l} 180^\circ = \pi \text{ rad} \\ \text{Divide both} \\ \text{sides by } \pi \end{array}$$

$$1^\circ = \frac{\pi}{180} \text{ rad} \qquad \left(\frac{180^\circ}{\pi}\right) = \text{rad}$$

To gain some insight into the relationship between degrees and radians, we can approximate  $\pi$  with 3.14 to obtain the approximate number of degrees in 1 radian.

$$\begin{aligned} 1 \text{ rad} &= 1 \left( \frac{180^\circ}{\pi} \right) \\ &\approx 1 \left( \frac{60^\circ}{3.14} \right) \\ &\approx 57.3^\circ \quad \text{To the nearest tenth.} \end{aligned}$$

We see that 1 radian is approximately  $57^\circ$ . A radian is much larger than a degree. Figure 5 illustrates the relationship between  $20^\circ$  and 20 radians.

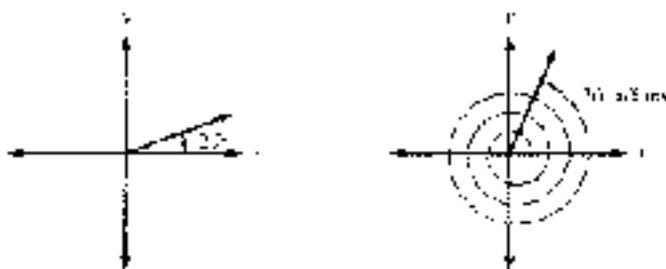


FIGURE 5

Here are some further conventions between degrees and radians.

## Converting from Degrees to Radians

**EXAMPLE 2** Convert  $45^\circ$  to radians.

**SOLUTION** Because  $1^\circ = \frac{\pi}{180}$  radians, and  $45^\circ$  is the same as  $45(1^\circ)$ , we have

$$45^\circ = 45 \left( \frac{\pi}{180} \right) \text{ rad} = \frac{\pi}{4} \text{ rad}$$

as illustrated in Figure 6. When we have our answer in terms of  $\pi$ , as in 6.34, we are writing an exact value. If we wanted a decimal approximation, we would substitute 3.14 for  $\pi$ .

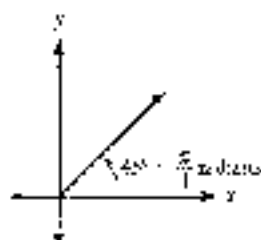


FIGURE 6

$$\text{Exact value} \qquad \frac{\pi}{4} \approx \frac{3.14}{4} \approx 0.785 \qquad \text{Approximate value}$$





**EXAMPLE 3** Convert  $450^\circ$  to radians.

**SOLUTION** As illustrated in Figure 7, multiplying by  $\pi/180$  we have

$$\begin{aligned} 450^\circ &= 450 \left( \frac{\pi}{180} \right) \text{ rad} \\ &= \frac{5\pi}{2} \text{ rad} \\ &\approx 7.85 \end{aligned}$$

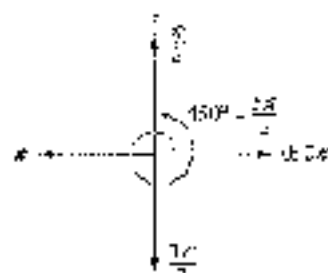


Figure 7

**EXAMPLE 4** Convert  $-78.4^\circ$  to radians. Round to the nearest hundredth.

**SOLUTION** We multiply by  $\pi/180$  and then approximate using a calculator.

$$-78.4^\circ = -78.4 \left( \frac{\pi}{180} \right) \text{ rad} \approx -1.37 \text{ rad}$$



Figure 8

**Calculator Note** Some calculators have the ability to convert angles from degree measure to radian measure, and vice versa. For example, Figure 8 shows how Examples 3 and 4 could be done on a graphing calculator that is set to radian mode. Consult your calculator manual to see if your model is able to perform angle conversions.

## Converting from Radians to Degrees

**EXAMPLE 5** Convert  $\pi/6$  to degrees.

**SOLUTION** To convert from radians to degrees, we multiply by  $180/\pi$ .

$$\begin{aligned} \frac{\pi}{6} \text{ (rad)} &= \frac{\pi}{6} \left( \frac{180}{\pi} \right) \\ &= 30^\circ \end{aligned}$$

Note that  $60^\circ$  is twice  $30^\circ$ , so  $2(\pi/6) = \pi/3$  must be the radian equivalent of  $60^\circ$ . Figure 9 illustrates.

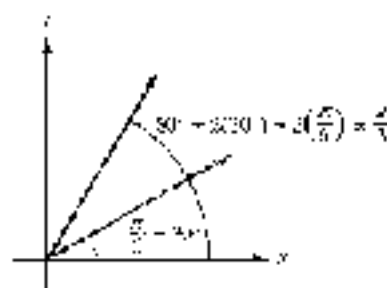


Figure 9

**EXAMPLE 6** Convert  $4\pi/3$  to degrees.**SOLUTION** Multiplying by  $180/\pi$  we have

$$\frac{4\pi}{3} \text{ (rad)} = \frac{4\pi}{1} \left( \frac{180}{\pi} \right)^\circ = 240^\circ$$

Or, knowing that  $\pi \text{ rad} = 180^\circ$ , we could write

$$\frac{4\pi}{3} = 4 \cdot \frac{\pi}{3} = 4(60^\circ) = 240^\circ \quad \blacksquare$$

Note that the reference angle for the angle shown in Figure 10 can be given in either degrees or radians.

$$\begin{aligned} \text{In degrees: } \theta &= 240^\circ - 180^\circ \\ &= 60^\circ \end{aligned}$$

$$\begin{aligned} \text{In radians: } \theta &= \frac{4\pi}{3} - \pi \\ &= \frac{4\pi}{3} - \frac{3\pi}{3} \\ &= \frac{\pi}{3} \end{aligned}$$

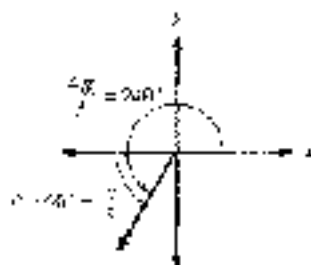


Figure 10

**EXAMPLE 7** Convert  $4.5$  to degrees, rounded to the nearest tenth of a degree.**SOLUTION** Remember that  $1$  no units are showing, an angle is understood to be measured in radians. We multiply by  $180/\pi$  and then approximate using a calculator.

$$4.5 = 4.5 \left( \frac{180}{\pi} \right)^\circ \approx 257.8^\circ \quad \blacksquare$$

**Calculator Note** Figure 11 shows how Examples 6 and 7 could be done on a graphing calculator that is set to degree mode. If your model is able to perform angle conversions, try these examples and make sure you can get the same values.

As is apparent from the preceding examples, changing from degrees to radians and radians to degrees is simply a matter of multiplying by the appropriate conversion factors.

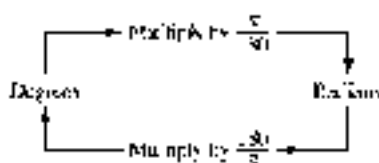


Figure 11





Table 1 displays the conversions between degrees and radians for the special angles and also summarizes the exact values of the sine, cosine, and tangent of these angles for your convenience. In Figure 12 we show each of the special angles in both degrees and radians for all four quadrants.

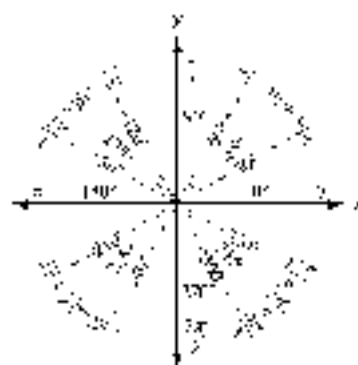


Figure 12

TABLE 1

Degrees	Radians	Value of Trigonometric Function		
		$\sin \theta$	$\cos \theta$	$\tan \theta$
$0^\circ$	0	0	1	0
$30^\circ$	$\frac{\pi}{6}$	$\frac{1}{2}$	$\frac{\sqrt{3}}{2}$	$\frac{1}{\sqrt{3}}$
$45^\circ$	$\frac{\pi}{4}$	$\frac{1}{\sqrt{2}}$	$\frac{1}{\sqrt{2}}$	1
$60^\circ$	$\frac{\pi}{3}$	$\frac{\sqrt{3}}{2}$	$\frac{1}{2}$	$\sqrt{3}$
$90^\circ$	$\frac{\pi}{2}$	1	0	undefined
$180^\circ$	$\pi$	0	-1	0
$270^\circ$	$\frac{3\pi}{2}$	-1	0	undefined
$360^\circ$	$2\pi$	0	1	0

**EXAMPLE 8** Find  $\sin \frac{\pi}{6}$ .

**SOLUTION** Because  $\pi/6$  and  $30^\circ$  are equivalent, so are their sines:

$$\sin \frac{\pi}{6} = \sin 30^\circ = \frac{1}{2}$$

**Calculator Note** To work this problem on a calculator, we must first set the calculator to radian mode. (Consult the manual that came with your calculator to see how to do this.) If your calculator does not have a key labeled  $\pi$ , use 3.1416. Here is the sequence to key in your calculator to work the problem given in Example 8.

Scientific Calculator

$$3.1416 \div 6 = \sin$$

Graphing Calculator

$$[\sin] [( \pi )] [\div] [6] [=] \text{ENTER}$$

**EXAMPLE 9** Find  $\sin \frac{7\pi}{6}$ .

**SOLUTION** Because  $7\pi/6$  is just slightly larger than  $\pi = 6\pi/6$ , we know that  $7\pi/6$  terminates in QIII and therefore its sine will be negative (Figure 13). The reference angle is

$$\frac{7\pi}{6} - \pi = \frac{7\pi}{6} - \frac{6\pi}{6} = \frac{\pi}{6}$$

The  $\pi$

$$1 \cdot \sin \frac{\pi}{6} = - \left( \sin \frac{\pi}{6} \right) = - \left( \frac{1}{2} \right) = -\frac{1}{2}$$

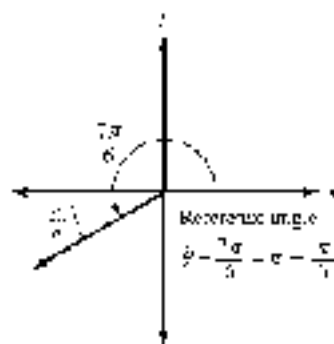


Figure 13

**EXAMPLE 10** Evaluate  $4 \sin\left(\frac{\pi}{6} + \pi\right)$  when  $\pi = 3.1416$ .**SOLUTION** Substituting  $3.1416$  for  $\pi$  and simplifying, we have

$$\begin{aligned} 4 \sin\left(2 \cdot \frac{\pi}{6} + \pi\right) &= 4 \sin\left(\frac{\pi}{3} + \pi\right) \\ &= 4 \sin \frac{4\pi}{3} \\ &= 4 \left(-\sin \frac{\pi}{3}\right) \\ &= 4 \left(-\frac{\sqrt{3}}{2}\right) \\ &= -2\sqrt{3} \end{aligned}$$



**EXAMPLE 11** In navigation, distance is not usually measured along a straight line, but along a great circle because the Earth is round (Figure 14). The formula to determine the great circle distance between two points  $P_1(L_1, L_2)$  and  $P_2(L_3, L_4)$  whose coordinates are given as latitudes and longitudes is the expression

$$\sin(L_2) \sin(L_4) + \cos(L_1) \cos(L_3) \cos(L_2 - L_4)$$

To use this formula, the latitudes and longitudes must be entered as angles in radians. However, most GPS (global positioning system) units give the coordinates in degrees and minutes. To use this formula this requires converting from degrees to radians.

Use this expression for the pair of coordinates  $P_1(N 32^\circ 22' 108''$ ,  $W 4^\circ 41' 17''$ ) and  $P_2(N 13^\circ 04' 896''$ ,  $W 59^\circ 29' 36''$ ) corresponding to Honolulu and Harbin, respectively.

**SOLUTION** First, we must convert each angle to radians:

$$\begin{aligned} L_1 &= 32^\circ 22.108' = 32^\circ + \left(\frac{22.108}{60}\right)^\circ \\ &\approx 32.3685^\circ \\ &= 32.3685 \left(\frac{\pi}{180}\right) \text{ rad} \\ &\approx 0.565 \text{ rad} \end{aligned}$$

Using similar steps for the other three angles, we have

$$L_2 = 64^\circ 41.78' \approx 1.13 \text{ rad}$$

$$L_3 = 13^\circ 04.896' \approx 0.228 \text{ rad}$$

$$L_4 = 59^\circ 29.263' \approx 1.04 \text{ rad}$$



Figure 14



Substituting the angles into the expression and using a calculator to evaluate each trigonometric function, we obtain

$$\begin{aligned} \sin(LI_1)\sin(LI_2) + \cos(LI_1)\cos(LI_2)\cos(LN_1 - LN_2) \\ &= \sin(0.565)\sin(0.228) + \cos(0.565)\cos(0.228)\cos(1.13 - 1.04) \\ &\approx (0.5354)(0.2260) + (0.8446)(0.9741)(0.9960) \\ &\approx 0.9404 \end{aligned}$$

### GETTING READY FOR CLASS

After reading through the preceding section, respond in your own words and in complete sentences.

- What is a radian?
- How is radian measure different from degree measure?
- Explain how to convert an angle from radians to degrees.
- Explain how to convert an angle from degrees to radians.

### PROBLEM SET 3.2

Find the radian measure of angle  $\theta$ , if  $\theta$  is a central angle in a circle of radius  $r$ , and  $s$  is its arc or arc of length  $s$ .

- $r = 3$  cm,  $s = 9$  cm
- $r = 10$  inches,  $s = 5$  inches
- $r = 4$  inches,  $s = 12\pi$  inches
- $r = 12$  inches,  $s = 3\pi$  inches
- $r = \frac{1}{4}$  cm,  $s = \frac{1}{17}$  cm
- $r = \frac{1}{2}$  cm,  $s = \frac{1}{5}$  cm

7. **Angle Between Cities** Los Angeles and San Francisco are approximately 450 miles apart on the surface of the earth. Assuming that the radius of the earth is 4000 miles, find the radian measure of the central angle with its vertex at the center of the earth that has Los Angeles on one side and San Francisco on the other side (Figure 15).

8. **Angle Between Cities** Los Angeles and New York City are approximately 2500 miles apart on the surface of the earth. Assuming that the radius of the earth is 4000 miles, find the radian measure of the central angle with its vertex at the center of the earth that has Los Angeles on one side and New York City on the other side.

For each angle below

- Draw the angle in standard position.
- Convert to radian measure using exact values.
- Name the reference angle in both degrees and radians.

- $30^\circ$
- $135^\circ$
- $260^\circ$
- $320^\circ$
- $-150^\circ$
- $-120^\circ$
- $430^\circ$
- $390^\circ$

For Problems 17–20, use 3.1416 for  $\pi$  unless your calculator has a key marked  $\pi$ .

17. Use a calculator to convert  $120^\circ 47'$  to radians. Round your answer to the nearest hundredth. (First convert to decimal degrees, then multiply by the appropriate conversion factor to convert to radians.)

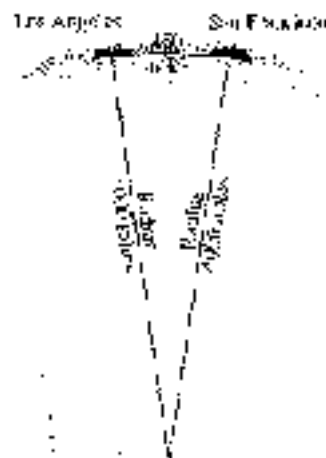


Figure 15

18. Use a calculator to convert  $256^\circ 30'$  to radians to the nearest hundredth of a radian.
19. Use a calculator to convert  $1^\circ 41'$  (minutes) to radians to three significant digits.
20. Use a calculator to convert  $1^\circ$  to radians to three significant digits.

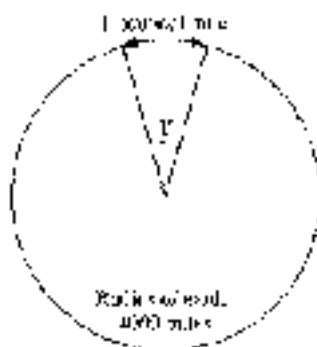


Figure 16

- Nautical Miles** If a central angle with its vertex at the center of the earth has a measure of  $1^\circ$ , then the arc on the surface of the earth that is cut off by this angle (known as the *great circle distance*) has a measure of 1 nautical mile (Figure 16).
21. Find the number of regular (statute) miles in 1 nautical mile to the nearest hundredth of a mile. (Use 4000 miles for the radius of the earth.)
22. If two ships are 20 nautical miles apart on the ocean, how many statute miles apart are they? (Use the result of Problem 21 to do the calculations.)
23. If two ships are 70 nautical miles apart on the ocean, what is the great circle distance between them in radians?
24. If the great circle distance between two ships on the ocean is 0.4 radians, what is this distance in nautical miles?
25. **Clock** Through how many radians does the minute hand of a clock turn during a 5-minute period?
26. **Clock** Through how many radians does the minute hand of a clock turn during a 30-minute period?

Simplify each expression.

27.  $\pi - \frac{\pi}{3}$

28.  $\pi + \frac{\pi}{6}$

29.  $2\pi - \frac{\pi}{4}$

30.  $2\pi - \frac{\pi}{2}$

31.  $\frac{\pi}{5} + \frac{\pi}{2}$

32.  $\frac{\pi}{6} - \frac{\pi}{3}$

33.  $\frac{5\pi}{4} - \frac{\pi}{2}$

34.  $\frac{3\pi}{4} - \frac{\pi}{2}$

Write each angle as a sum or difference involving  $\pi$ . For example,  $2\pi - 6 = \pi + \pi - 6$ .

35.  $\frac{2\pi}{3}$

36.  $\frac{4\pi}{3}$

37.  $\frac{7\pi}{6}$

38.  $\frac{3\pi}{4}$

Write each angle as a difference involving  $2\pi$ . For example,  $5\pi/3 = 2\pi - \pi/3$ .

39.  $\frac{7\pi}{4}$

40.  $\frac{11\pi}{6}$

For each angle below:

- Draw the angle in standard position.
- Convert to degree measure.
- Label the reference angle in both degrees and radians.

41.  $\frac{\pi}{2}$

42.  $\frac{5\pi}{4}$

43.  $\frac{4\pi}{3}$

44.  $\frac{1}{6}\pi$

45.  $\frac{-7\pi}{6}$

46.  $\frac{5\pi}{4}$

47.  $\frac{11\pi}{4}$

48.  $\frac{7\pi}{3}$

Use a calculator to convert each of the following to degree measure to the nearest tenth of a degree.

49. 1

50. 2.4

51. 0.25

52. 5



Give the exact value of each of the following:

52.  $\sin \frac{4\pi}{3}$

54.  $\cos \frac{5\pi}{3}$

55.  $\tan \frac{\pi}{5}$

56.  $\cot \frac{\pi}{3}$

57.  $\sec \frac{3\pi}{2}$

58.  $\csc \frac{3\pi}{2}$

59.  $\csc \frac{5\pi}{3}$

60.  $\cot \frac{5\pi}{6}$

61.  $-\sin \frac{\pi}{4}$

62.  $-\cos \frac{\pi}{2}$

63.  $2 \cos \frac{\pi}{6}$

64.  $2 \sin \frac{\pi}{6}$

65.  $4 \sin \left( -\frac{3\pi}{2} \right)$

66.  $4 \cos \left( -\frac{\pi}{4} \right)$

Evaluate each of the following expressions when  $x$  is  $\pi/6$ . In each case, use exact values.

67.  $\sin 2x$

68.  $\cos 3x$

69.  $\frac{1}{2} \cos 2x$

70.  $2 \sin 3x$

71.  $3 - \sin x$

72.  $2 + \cos x$

73.  $\sin \left( x + \frac{\pi}{2} \right)$

74.  $\sin \left( x - \frac{\pi}{2} \right)$

75.  $4 \cos \left( 2x + \frac{\pi}{3} \right)$

76.  $4 \sin \left( 4x + \frac{\pi}{6} \right)$

77.  $4 - \frac{3}{2} \sin \left( x - \pi \right)$

78.  $1 + \frac{3}{4} \cos \left( 2x - \frac{\pi}{2} \right)$

For the following expressions, find the value of  $y$  that corresponds to each value of  $x$ , then write your results as ordered pairs  $(x, y)$ .

79.  $y = \sin x$  for  $x = 0, \frac{\pi}{4}, \frac{\pi}{2}, \frac{3\pi}{4}, \pi$

80.  $y = \cos x$  for  $x = 0, \frac{\pi}{4}, \frac{\pi}{2}, \frac{3\pi}{4}, \pi$

81.  $y = \cos x$  for  $x = 0, \frac{\pi}{2}, \pi, \frac{3\pi}{2}, 2\pi$

82.  $y = -\sin x$  for  $x = 0, \frac{\pi}{2}, \pi, \frac{3\pi}{2}, 2\pi$

83.  $y = 2 \sin x$  for  $x = 0, \frac{\pi}{2}, \pi, \frac{3\pi}{2}, 2\pi$

84.  $y = \frac{1}{2} \cos x$  for  $x = 0, \frac{\pi}{2}, \pi, \frac{3\pi}{2}, 2\pi$

85.  $y = \sin 2x$  for  $x = 0, \frac{\pi}{4}, \frac{\pi}{2}, \frac{3\pi}{4}, \pi$

86.  $y = \cos 3x$  for  $x = 0, \frac{\pi}{6}, \frac{\pi}{3}, \frac{\pi}{2}, \frac{2\pi}{3}, \pi$

87.  $y = \sin \left[ x - \frac{\pi}{2} \right]$  for  $x = \frac{\pi}{2}, \pi, \frac{3\pi}{2}, 2\pi, \frac{5\pi}{2}$



88.  $y = \cos\left(x - \frac{\pi}{6}\right)$  for  $x = \frac{\pi}{6}, \frac{\pi}{3}, \frac{2\pi}{3}, \pi, \frac{7\pi}{6}$

89.  $y = 2 + \cos x$  for  $x = 0, \frac{\pi}{2}, \pi, \frac{3\pi}{2}, 2\pi$

90.  $y = -1 + \sin x$  for  $x = 0, \frac{\pi}{2}, \pi, \frac{3\pi}{2}, 2\pi$

91.  $y = -3 \sin\left(2x + \frac{\pi}{2}\right)$  for  $x = \frac{\pi}{4}, \frac{\pi}{2}, \frac{3\pi}{4}, \frac{5\pi}{4}$

92.  $y = 5 \cos\left(2x - \frac{\pi}{3}\right)$  for  $x = \frac{\pi}{6}, \frac{\pi}{3}, \frac{2\pi}{3}, \pi, \frac{7\pi}{6}$

93.  $y = 3 - 5 \sin\left(\pi x + \frac{\pi}{4}\right)$  for  $x = \frac{1}{4}, \frac{1}{2}, \frac{3}{4}, 1, \frac{5}{4}$

94.  $y = -1 + \frac{1}{4} \cos\left(2x + \frac{\pi}{4}\right)$  for  $x = \frac{\pi}{4}, \frac{\pi}{2}, \frac{3\pi}{4}, \pi, \frac{5\pi}{4}$



95. **Cycling** The Campagnolo Hyperon carbon wheel has 22 spokes evenly distributed around the rim of the wheel. What is the measure, in radians, of the central angle formed by adjacent pairs of spokes (Figure 17)?

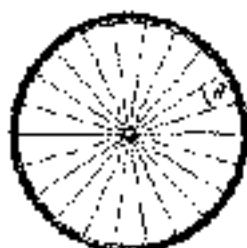


Figure 17

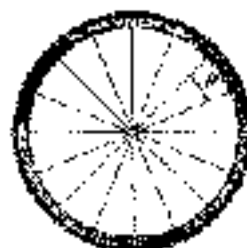


Figure 18



96. **Cycling** The Reynolds Stratus DV carbon wheel has 16 spokes evenly distributed around the rim of the wheel. What is the measure, in radians, of the central angle formed by adjacent spokes (Figure 18)?



- Navigation** The formula to determine the great circle distance between two points  $P_1(L_1, L_2)$ ,  $P_2(L_1, L_2)$  whose coordinates are given as latitude and longitude involves the expression

$$\sin(L_1) \sin(L_2) + \cos(L_1) \cos(L_2) \cos(LN - LN')$$

To use this formula, the latitudes and longitudes must be entered as angles in radians (see Example 11). Find the value of this expression for each given pair of coordinates.

97.  $P_1(N 21^\circ 53.896', W 159^\circ 46.36')$  Katak, and  
 $P_2(N 19^\circ 43.719', W 155^\circ 29.90')$  Hava  
 98.  $P_1(N 35^\circ 14.49', E 148^\circ 21.653')$  Malak, and  
 $P_2(N 36^\circ 24.15', E 150^\circ 28.06')$  Naitorn





## REVIEW PROBLEMS

The problems that follow review material we covered in Section 1.3.

Find all six trigonometric functions of  $\theta$ , if the given point is on the terminal side of  $\theta$ .

99.  $(1, -3)$

100.  $(-4, 3)$

101. Find the remaining trigonometric functions of  $\theta$ , if  $\sin \theta = \frac{1}{2}$  and  $\theta$  terminates in QII.

102. Find the remaining trigonometric functions of  $\theta$ , if  $\cos \theta = -\frac{1}{\sqrt{2}}$  and  $\theta$  terminates in QII.

103. Find the six trigonometric functions of  $\theta$ , if the terminal side of  $\theta$  lies along the line  $y = 2x$  in QI.

104. Find the six trigonometric functions of  $\theta$ , if the terminal side of  $\theta$  lies along the line  $y = 2x$  in QIII.

## SECTION 3.3 DEFINITION II: CIRCULAR FUNCTIONS



Hipparchus

The origins of the trigonometric functions are actually found in astronomy and the need to find the length of the chord subtended by the central angle of a circle. The Greek mathematician Hipparchus is believed to have been the first to produce a table of chords in 140 B.C., making him the founder of trigonometry in the eyes of many. This table is essentially a table of values of the sine function, because the sine of a central angle on the unit circle is half the chord of twice the angle (Figure 1). In modern notation,

$$\text{chord}(\theta) = AC = 2AB = 2 \sin\left(\frac{\theta}{2}\right)$$

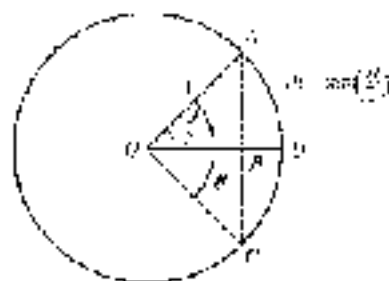


FIGURE 1

The first explicit use of the sine as a function of an angle occurs in a table of half-chords by the Hindu mathematician and astronomer Aryabhata around the year 510 A.D. in his work the *Āryabhaṭa Sūtra*. The word *ardha-jya* was used for the half-chord, which was eventually shortened to simply *jya* or *jiva*. When the Arabs translated the *Āryabhaṭa Sūtra*, they replaced *jya* with the term *jiba*, a meaningless word that sounded like *jiva*. The word *jiba* evolved into *jubb*, meaning *bulb*, *bosom*, or *bag*. This was then later translated into Latin as *sinus*, which later became *sine* in English.



In this section, we will give a third and final definition for the trigonometric functions. Rather than give the new definition first and then show that it does not conflict with our previous definitions, we will do the reverse and show that either of our first two definitions leads to conclusions that imply a third definition.

To begin, recall that the unit circle (Figure 2) is the circle with center at the origin and radius 1. The equation of the unit circle is  $x^2 + y^2 = 1$ .

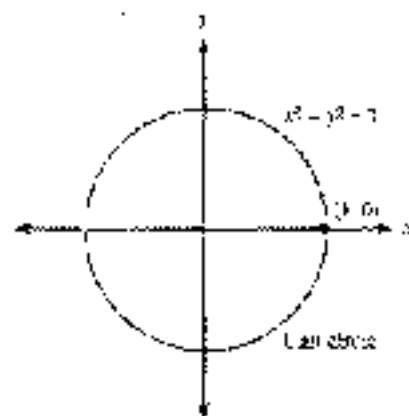


Figure 2

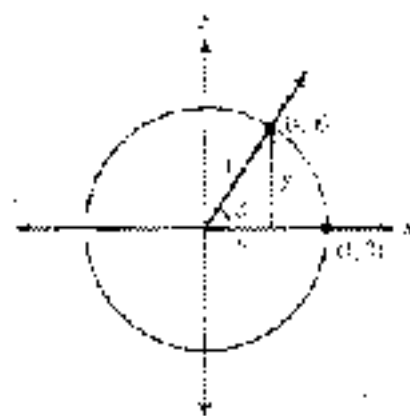


Figure 3

Suppose the terminal side of angle  $\theta$ , in standard position, intersects the unit circle at point  $(x, y)$  as shown in Figure 3. Because the radius of the unit circle is 1, the distance from the origin to the point  $(x, y)$  is 1. We can use our first definition for the trigonometric functions from Section 6.3 to write

$$\cos \theta = \frac{x}{r} = \frac{x}{1} = x \quad \text{and} \quad \sin \theta = \frac{y}{r} = \frac{y}{1} = y$$

In other words, the ordered pair  $(x, y)$  shown in Figure 3 can also be written as  $(\cos \theta, \sin \theta)$ . We can arrive at this same result by applying our second definition for the trigonometric functions (from Section 2.1). Because  $\theta$  is an acute angle in a right triangle, by Definition 11 we have

$$\begin{aligned} \cos \theta &= \frac{\text{side adjacent } \theta}{\text{hypotenuse}} = \frac{x}{1} = x \\ \sin \theta &= \frac{\text{side opposite } \theta}{\text{hypotenuse}} = \frac{y}{1} = y \end{aligned}$$

As you can see, both of our first two definitions lead to the conclusion that the point  $(x, y)$  shown in Figure 3 can be written as  $(\cos \theta, \sin \theta)$ .

Next, consider the length of the arc from  $(1, 0)$  to  $(x, y)$ , which we have labeled  $s$  in Figure 3. If  $\theta$  is measured in radians, then by definition

$$\theta = \frac{s}{r} = \frac{s}{1} = s$$

The length of the arc from  $(1, 0)$  to  $(x, y)$  is exactly the same as the radian measure of angle  $\theta$ . Therefore, we can write

$$\cos \theta = \cos t = x \quad \text{and} \quad \sin \theta = \sin t = y$$

These results give rise to a third definition for the trigonometric functions.



### DEFINITION (B) CIRCULAR FUNCTIONS

If  $(x, y)$  is any point on the unit circle, and  $t$  is the distance from  $(1, 0)$  to  $(x, y)$  along the circumference of the unit circle (Figure 4), then

$$\cos t = x$$

$$\sin t = y$$

$$\tan t = \frac{y}{x} \quad (x \neq 0)$$

$$\csc t = \frac{x}{y} \quad (y \neq 0)$$

$$\sec t = \frac{1}{x} \quad (x \neq 0)$$

$$\cot t = \frac{y}{x} \quad (x \neq 0)$$

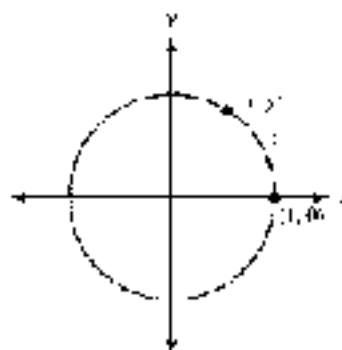


Figure 4

Now we can define the trigonometric functions for any real number  $t$ .

As we travel around the unit circle starting at  $(1, 0)$ , the points we come across all have coordinates  $(\cos t, \sin t)$ , where  $t$  is the distance we have traveled. (Note that  $t$  will be positive if we travel in the counterclockwise direction, but negative if we travel in the clockwise direction.) When we define the trigonometric functions this way, we call their *arc-length formulas* because of their relationship to the unit circle.

Figure 5 shows an enlarged version of the unit circle with multiples of  $\pi/6$  and  $\pi/4$  marked on it. Each angle is given in both degrees and radians. The radian measure of each angle is the same as the distance from  $(1, 0)$  to the point on the terminal side of the angle, as measured along the circumference of the circle in a counterclockwise direction. The  $x$ - and  $y$ -coordinates of each point shown are the cosine and sine, respectively, of the associated angle or distance.

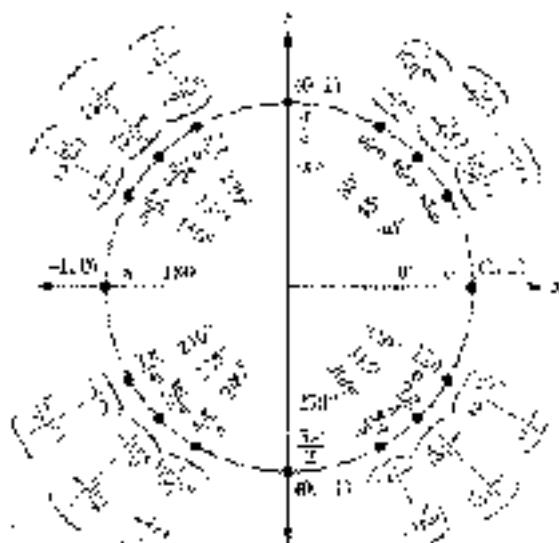


Figure 5

Figure 5 is helpful in visualizing the relationships among the angles shown and the trigonometric functions of those angles. You may want to make a larger copy of this diagram yourself. In the process of doing so you will become more familiar with the relationship between degrees and radians, and the exact values of the angles in the diagram. Keep in mind, though, that you do not need to memorize this entire figure. By using reference angles, it is really only necessary to know the values of the circular functions for the quadrant angles and angles that terminate in  $Q1$ .

**EXAMPLE 1** Use Figure 5 to find the six trigonometric functions of  $5\pi/6$ .

**SOLUTION** We obtain cosine and sine directly from Figure 5. The other trigonometric functions of  $5\pi/6$  are found by using the ratio and reciprocal identities, rather than the new definition.

$$\sin \frac{5\pi}{6} = y = \frac{1}{2}$$

$$\cos \frac{5\pi}{6} = x = -\frac{\sqrt{3}}{2}$$

$$\tan \frac{5\pi}{6} = \frac{\sin(5\pi/6)}{\cos(5\pi/6)} = \frac{1/2}{-\sqrt{3}/2} = -\frac{1}{\sqrt{3}}$$

$$\cot \frac{5\pi}{6} = \frac{1}{\tan(5\pi/6)} = \frac{1}{-1/\sqrt{3}} = -\sqrt{3}$$

$$\sec \frac{5\pi}{6} = \frac{1}{\cos(5\pi/6)} = \frac{1}{-\sqrt{3}/2} = -\frac{2}{\sqrt{3}}$$

$$\csc \frac{5\pi}{6} = \frac{1}{\sin(5\pi/6)} = \frac{1}{1/2} = 2$$

**EXAMPLE 2** Use the unit circle to find all values of  $t$  between 0 and  $2\pi$  for which  $\cos t = \frac{1}{2}$ .

**SOLUTION** We look for all ordered pairs on the unit circle with an x-coordinate of  $\frac{1}{2}$ . The angles, or distances, associated with these points are the angles for which  $\cos t = \frac{1}{2}$ . They are  $t = \pi/3$  or  $60^\circ$  and  $t = 5\pi/3$  or  $300^\circ$ . ■

## USING

### PARAMETRIC EQUATIONS OF THE UNIT CIRCLE

We can use Definition III to graph the unit circle with a set of parametric equations. We will cover parametric equations in more detail in Section 6.4. First, set your graphing calculator to parametric mode and to radian mode. Then define the following pair of functions (Figure 6).

$$X(t) = \cos t$$

$$Y(t) = \sin t$$



Figure 6



Set the window variables so that

$$0 \leq x \leq 2\pi, \text{ scale } = \pi/3; \quad -1 \leq y \leq 1.5; \quad X \text{ axis } = 1.5$$

Graph the equations using the zoom-square command. This will make the circle appear round and not like an ellipse. Now you can trace the circle in increments of  $\pi/3$ . For example, to find the sine and cosine of  $\pi/3$  radians, we would trace through four increments (Figure 7).

$$\begin{aligned} 4\left(\frac{\pi}{3}\right) &= \frac{4\pi}{3} \\ &= \frac{\pi}{3} \\ &\approx 1.0472 \end{aligned}$$



Figure 7

We see that  $\cos(\pi/3) = 0.5$  and  $\sin(\pi/3) = 0.8660$  to the nearest ten-thousandth.

Because it is easier for a calculator to display angles exactly in degrees rather than in radians, it is sometimes helpful to graph the unit circle using degrees. Set your graphing calculator to degree mode. Change the window settings so that  $0^\circ \leq x \leq 360^\circ$  with scale  $= 5^\circ$ . Graph the circle once again. Now when you trace the graph, each increment represents  $5^\circ$ .

We can use this graph to verify our results in Example 2. Trace around the unit circle until the x-coordinate is 0.5. The calculator shows us the angle two such points, at  $t = 60^\circ$  and  $t = 300^\circ$  (Figure 8).



Figure 8

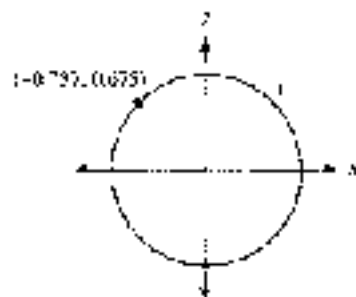


Figure 9

**EXAMPLE 3** Find  $\tan^{-1} t$  if  $t$  corresponds to the point  $(-0.737, 0.675)$  on the unit circle (Figure 9).

**SOLUTION** Using Definition 11, we have

$$\begin{aligned} \tan^{-1} t &= \frac{y}{x} \\ &= \frac{0.675}{-0.737} \\ &= -0.916 \end{aligned}$$

**NOTE** Our use of  $x$  and  $y$  here follows the traditional use of these variables with functions, where  $x$  represents the input value and  $y$  the output value. (By contrast, in a function like  $f(x) = \sin x$ , the  $x$  and  $y$  of  $(x, y)$  on the circle is now  $t$  and  $s$ , respectively, as shown in Figure 4.)

Remember that a function is a rule that pairs each element of the domain with exactly one element from the range. When we see the statement  $y = \sin x$ , it is identical to the notation  $y = f(x)$ , but if we wanted to be precise, we would write  $y = \sin(x)$ . In visual terms, we can picture the sine function as a machine that assigns a single output value to every input value (Figure 10).



Figure 10

The input is a real number, which can be interpreted as a distance along the circumference of the unit circle or an angle in radians. The input is usually referred to as the *argument* of the function.

**EXAMPLE 4** Evaluate  $\sin \frac{9\pi}{4}$ . Identify the function, the argument of the function, and the value of the function.

**SOLUTION** Because

$$\frac{9\pi}{4} = \pi + \frac{5\pi}{4} = \frac{\pi}{4} + 2\pi$$

the point on the unit circle corresponding to  $9\pi/4$  will be the same as the point corresponding to  $\pi/4$  (Figure 11), therefore,

$$\sin \frac{9\pi}{4} = \sin \frac{\pi}{4} = \frac{\sqrt{2}}{2}$$

In terms of angles, we know this is true because  $9\pi/4$  and  $\pi/4$  are coterminal.

The function is the sine function,  $9\pi/4$  is the argument, and  $\sqrt{2}/2$  is the value of the function. ■

For angles other than the special angles shown in Figure 5, we can use a calculator to evaluate the circular functions. It is important to remember that the circular functions are functions of *real numbers*, so we must always have our calculator in *radian mode* when evaluating these functions.

**EXAMPLE 5** Evaluate  $\cot 2.37$ .

**SOLUTION** Make sure your calculator is set to radian mode. Rounding to four decimal places, we have

$$\begin{aligned} \cot 2.37 &= \frac{1}{\tan 2.37} \\ &\approx -1.0280 \end{aligned}$$

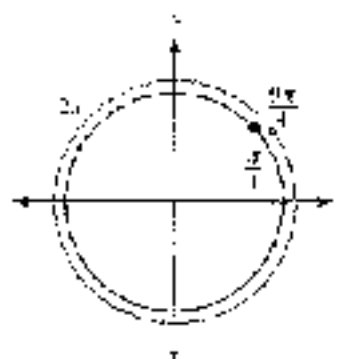


Figure 11



## Domain and Range

Using Definition III, we can find the domain for each of the circular functions. Because any value  $t$  determines a point  $(x, y)$  on the unit circle, the sine and cosine functions are always defined and therefore have a domain of all real numbers.

Because  $\tan t = y/x$  and  $\sec t = 1/\cos t$ , the tangent and secant functions will be undefined when  $x = 0$ , which will occur at the points  $(0, 1)$  and  $(0, -1)$ . Looking back at Figure 5, we see these points correspond to  $t = \pi/2$  and  $t = 3\pi/2$ . However, if we travel around the unit circle multiple times, in either a clockwise or counter-clockwise direction, we will encounter these points again and again, such as when  $t = 5\pi/2$  and  $t = 7\pi/2$ , or  $t = -\pi/2$  and  $t = -3\pi/2$ . All of these values differ from each other by some multiple of  $\pi$  because  $(0, 1)$  and  $(0, -1)$  are on opposite sides of the unit circle a half-revolution apart. Therefore, the tangent and secant functions are defined for all real numbers  $t$  except  $t = \pi/2 + k\pi$ , where  $k$  is any integer.

In a similar manner, the cotangent and cosecant functions will be undefined when  $y = 0$ , corresponding to the points  $(1, 0)$  or  $(-1, 0)$ . To avoid either of these two positions, we must avoid the values  $t = k\pi$  for any integer  $k$ . We summarize these results here:

### DOMAINS OF THE CIRCULAR FUNCTIONS

- $\sin t, \cos t$  All real numbers, or  $(-\infty, \infty)$
- $\tan t, \sec t$  All real numbers except  $t = \pi/2 + k\pi$  for any integer  $k$
- $\cot t, \csc t$  All real numbers except  $t = k\pi$  for any integer  $k$

In Chapter 4, we will examine the ranges of the circular functions in detail. For now, it will suffice to simply state the ranges so that we may begin becoming familiar with them.

### RANGES OF THE CIRCULAR FUNCTIONS

- $\sin t, \cos t$   $[-1, 1]$
- $\tan t, \cot t$  All real numbers, or  $(-\infty, \infty)$
- $\sec t, \csc t$   $(-\infty, -1] \cup [1, \infty)$

**EXAMPLE 6** Determine which statements are possible for some real number  $\theta$ .

- a.  $\cos \theta = 2$       b.  $\csc \theta = \pi$       c.  $\tan \theta = 1000$

#### SOLUTION

- a. This statement is not possible because 2 is not within the range of the cosine function. The largest value  $\cos \theta$  can assume is 1.
- b. This statement is also not possible because  $\csc \theta$  is undefined and therefore not equal to any real number.
- c. This statement is possible because the range of the tangent function is all real numbers, which certainly includes 1,000. ■

## Geometric Representations

Based on the circular definitions, we can represent the values of the six trigonometric functions geometrically as indicated in Figure 12. The diagram shows a point  $P(x, y)$  that is  $r$  units from the point  $(1, 0)$  on the circumference of the unit circle. Therefore,  $\cos t = x$  and  $\sin t = y$ . Because triangle  $BRP$  is similar to triangle  $AOQ$ , we have

$$\frac{BR}{OB} = \frac{AP}{OA} = \frac{\sin t}{\cos t} = \tan t$$

because  $OB = 1$ ,  $BR$  is equal to  $\tan t$ . Notice that this will be the slope of  $OP$ . Using a similar argument, it can be shown that  $OQ = \cot t$ ,  $AQ = \csc t$ , and  $OP = \sec t$ .

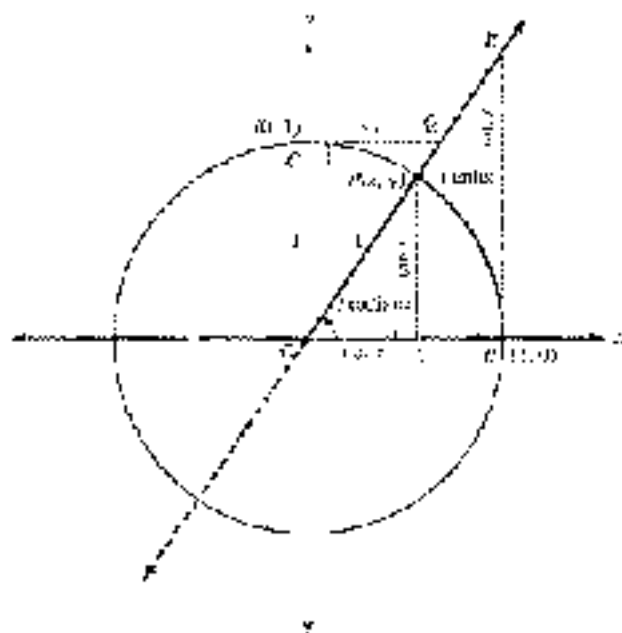


Figure 12

There are many concepts that can be visualized from Figure 12. One of the more important is the variations that occur in  $\sin t$ ,  $\cos t$ , and  $\tan t$  as  $P$  travels around the unit circle. To illustrate, imagine  $P$  traveling from  $(1, 0)$  to  $(0, 1)$  so that  $t$  increases from  $0$  to  $\pi/2$ . While this happens,  $\sin t$  will increase from 0 to 1,  $\cos t$  will decrease from 1 down to 0, and  $\tan t$  will continue to grow larger and larger until finally, when  $t = \pi/2$ , it will no longer be defined because  $OP$  will be vertical.

**EXAMPLE 7** Describe how  $\sec t$  varies as  $t$  increases from 0 to  $\pi/2$ .

**SOLUTION** When  $t = 0$ ,  $\cos t = 1$  so that  $\sec t$  will begin at a value of 1. As  $t$  increases,  $\cos t$  grows larger and larger (eventually, when  $t = \pi/2$ ,  $OP$  will be vertical so  $\sec t = 1/\cos t$  will no longer be defined).





### GETTING READY FOR CLASS

After reading through the preceding section, respond in your own words and in complete sentences.

- If  $(x, y)$  is any point on the unit circle, and  $r$  is the distance from  $(1, 0)$  to  $(x, y)$  along the circumference of the unit circle, what are the six trigonometric functions of  $r$ ?
- What is the first step in finding all values of  $\theta$  between  $0$  and  $2\pi$  on the unit circle for which  $\cos \theta = \frac{1}{2}$ ?
- When we evaluate  $\sin 2$ , how do we know whether to set the calculator to degree or radian mode?
- Why are the sine and cosine functions defined for all real numbers?

### PROBLEM SET 3.3

Use the unit circle to evaluate each function.

- 1.  $\sin 30^\circ$       2.  $\cos 225^\circ$       3.  $\cot 80^\circ$       4.  $\tan 300^\circ$   
 5.  $\sec 120^\circ$       6.  $\csc 210^\circ$       7.  $\cos \frac{\pi}{3}$       8.  $\sin \frac{\pi}{2}$   
 9.  $\tan \frac{5\pi}{6}$       10.  $\sec \pi$       11.  $\csc \frac{7\pi}{4}$       12.  $\cot \frac{4\pi}{3}$

Use the unit circle to find the six trigonometric functions of each angle.

13.  $150^\circ$       14.  $135^\circ$       15.  $11\pi/6$       16.  $3\pi/3$   
 17.  $130^\circ$       18.  $270^\circ$       19.  $3\pi/4$       20.  $3\pi/4$

Use the unit circle to find all values of  $\theta$  between  $0$  and  $2\pi$  for which

21.  $\sin \theta = 1/2$       22.  $\sin \theta = -1/2$   
 23.  $\cos \theta = -\sqrt{3}/2$       24.  $\cos \theta = 0$   
 25.  $\tan \theta = -\sqrt{3}$       26.  $\cot \theta = \sqrt{3}$

► Graph the unit circle using parametric equations with your calculator set to radian mode. Use a scale of  $\pi/12$ . Trace the circle to find the sine and cosine of each angle to the nearest ten-thousandth.

27.  $\frac{\pi}{2}$       28.  $\frac{4\pi}{3}$       29.  $\frac{7\pi}{5}$       30.  $\frac{5\pi}{12}$

► Graph the unit circle using parametric equations with your calculator set to radian mode. Use a scale of  $\pi/3$ . Trace the circle to find all values of  $\theta$  between  $0$  and  $3\pi$  satisfying each of the following statements. Round your answers to the nearest ten-thousandth.

31.  $\sin \theta = \frac{1}{2}$       32.  $\cos \theta = -\frac{1}{2}$       33.  $\cot \theta = 1$       34.  $\sin \theta = 1$

► Graph the unit circle using parametric equations with your calculator set to degree mode. Use a scale of  $5^\circ$ . Trace the circle to find the sine and cosine of each angle to the nearest ten-thousandth.

35.  $130^\circ$       36.  $175^\circ$       37.  $75^\circ$       38.  $315^\circ$

- Graph the unit circle using parametric equations with your calculator set in degree mode. Use a series of 5° arcs (the circle to find all values of  $t$  between 0° and 360° satisfying each of the following statements:

39.  $\sin t = -\frac{1}{2}$       40.  $\cos t = 0$       41.  $\sin t = \cos t$       42.  $\sin t = \cos t$

43. If angle  $\theta$  is in standard position and the terminal side of  $\theta$  intersects the unit circle at the point  $(1/\sqrt{5}, -2/\sqrt{5})$ , find  $\sin \theta$ ,  $\cos \theta$ , and  $\tan \theta$ .
44. If angle  $\theta$  is in standard position and the terminal side of  $\theta$  intersects the unit circle at the point  $(-1/\sqrt{10}, -3/\sqrt{10})$ , find  $\sin \theta$ ,  $\cos \theta$ , and  $\tan \theta$ .
45. If angle  $\theta$  is in standard position and the terminal side of  $\theta$  intersects the unit circle at the point  $(1/\sqrt{5}, -2/\sqrt{5})$ , find  $\csc \theta$ ,  $\sec \theta$ , and  $\cot \theta$ .
46. If angle  $\theta$  is in standard position and the terminal side of  $\theta$  intersects the unit circle at the point  $(-1/\sqrt{10}, -3/\sqrt{10})$ , find  $\csc \theta$ ,  $\sec \theta$ , and  $\cot \theta$ .
47. If  $s$  is the distance from  $(1, 0)$  to  $(0.8415, 0.8415)$  along the circumference of the unit circle, find  $\sin t$ ,  $\cos t$ , and  $\tan t$ .
48. If  $s$  is the distance from  $(1, 0)$  to  $(-0.9222, 0.3857)$  along the circumference of the unit circle, find  $\sin t$ ,  $\cos t$ , and  $\tan t$ .
49. If  $s$  is the distance from  $(1, 0)$  to  $(0.5403, 0.8415)$  along the circumference of the unit circle, find  $\csc t$ ,  $\sec t$ , and  $\cot t$ .
50. If  $s$  is the distance from  $(1, 0)$  to  $(-0.9222, 0.3857)$  along the circumference of the unit circle, find  $\csc t$ ,  $\sec t$ , and  $\cot t$ .

Identify the argument of each function.

51.  $\sin \pi$       52.  $\sin 5$       53.  $\cos \theta$       54.  $\sin 2A$

55.  $\cos(4 - \theta)$       56.  $\sin\left(x + \frac{\pi}{2}\right)$

57.  $\tan\left(\frac{t}{2} - \frac{\pi}{8}\right)$       58.  $\cos\left(2x - \frac{3\pi}{2}\right)$

59. Evaluate  $\cos\left(\frac{2\pi}{3}\right)$ . Identify the function, the argument of the function, and the function value.

60. Evaluate  $\sin\left(\frac{13\pi}{6}\right)$ . Identify the function, the argument of the function, and the function value.

Use a calculator to approximate each value to four decimal places.

61.  $\sin 4$       62.  $\cos(-1.5)$       63.  $\tan(-4.5)$       64.  $\csc 30$

65.  $\sec 0.3$       66.  $\csc \frac{3}{2}$

If we start at the point  $(1, 0)$  and travel once around the unit circle, we travel a distance of  $2\pi$  units and arrive back where we started. If we continue around the unit circle a second time, we will repeat all the values of  $x$  and  $y$  that occurred during our first trip around. Use this discussion to evaluate the following expressions:

67.  $\sin\left(2\pi + \frac{\pi}{2}\right)$       68.  $\cos\left(2\pi + \frac{\pi}{2}\right)$

69.  $\sin\left(2\pi + \frac{\pi}{6}\right)$       70.  $\cos\left(2\pi + \frac{\pi}{6}\right)$



71. Which of the six trigonometric functions are not defined at  $0/7$ ?
72. Which of the six trigonometric functions are not defined at  $\pi/2$ ?

For Problems 73–84, determine if the statement is possible for some real number  $z$ .

73.  $\sec \frac{\pi}{2} = z$       74.  $\csc 0 = z$       75.  $\cos \pi = z$       76.  $\sin 0 = z$
77.  $\tan \frac{\pi}{2} = z$       78.  $\tan \pi = z$       79.  $\sin z = 1.2$       80.  $\cos z = 1$
81.  $\tan z = \frac{2\pi}{z}$       82.  $\cot z = 0$       83.  $\sec z = \frac{1}{z}$       84.  $\csc z = 0$

Use the diagram shown in Figure 12 for the following exercises.

85. Describe how  $\csc t$  varies as  $t$  increases from 0 to  $\pi/2$ .
86. Describe how  $\cot t$  varies as  $t$  increases from 0 to  $\pi/2$ .
87. Describe how  $\sin t$  varies as  $t$  increases from  $\pi/2$  to  $\pi$ .
88. Describe how  $\cos t$  varies as  $t$  increases from  $\pi/2$  to  $\pi$ .

The diagram of the unit circle shown in Figure 13 can be found on the Internet encyclopedia Wikipedia. Note that triangles  $PAO$  and  $OCA$  are similar; triangle  $OAE$ . Use the diagram to answer Problems 89–95.

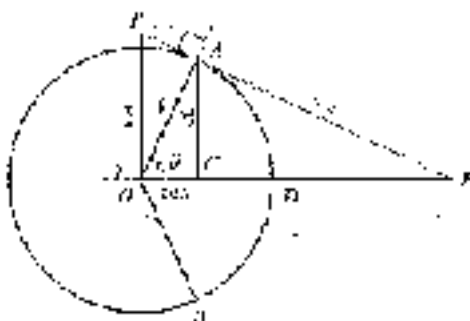


Figure 13

89. Show why  $AP = \tan \theta$ .      90. Show why  $OE = \csc \theta$ .
91. If  $\theta$  is close to 0, determine whether the value of each trigonometric function is close to 0, close to 1, or becoming infinitely large.
- |                  |                  |                  |
|------------------|------------------|------------------|
| a. $\sin \theta$ | b. $\csc \theta$ | c. $\tan \theta$ |
| d. $\sec \theta$ | e. $\cos \theta$ | f. $\cot \theta$ |
92. If  $\theta$  is close to  $\pi/2$ , determine whether the value of each trigonometric function is close to 0, close to 1, or becoming infinitely large.
- |                  |                  |                  |
|------------------|------------------|------------------|
| a. $\sin \theta$ | b. $\cos \theta$ | c. $\tan \theta$ |
| d. $\sec \theta$ | e. $\csc \theta$ | f. $\cot \theta$ |
93. Why is  $\sec \theta \geq 1$ ?
94. Why is  $\tan \theta \leq 1$ ?
95. Determine whether the value of each trigonometric function is greater when  $\theta = \pi/6$  or  $\theta = \pi/3$ .
- |                  |                  |                  |
|------------------|------------------|------------------|
| a. $\sin \theta$ | b. $\csc \theta$ | c. $\tan \theta$ |
| d. $\sec \theta$ | e. $\cot \theta$ | f. $\cos \theta$ |

96. Explain how the value of each trigonometric function varies as  $\theta$  increases from 0 to  $\pi/2$ .
- |                  |                  |                  |
|------------------|------------------|------------------|
| a. $\sin \theta$ | b. $\cos \theta$ | c. $\tan \theta$ |
| d. $\csc \theta$ | e. $\sec \theta$ | f. $\cot \theta$ |

#### REVIEW PROBLEMS

The problems that follow review material we covered in Section 2.3.

Problems 97–104 refer to right triangle  $ABC$ , in which  $C = 90^\circ$ . Solve each triangle.

- |                                |                                 |
|--------------------------------|---------------------------------|
| 97. $A = 43^\circ$ , $c = 36$  | 98. $A = 38^\circ$ , $c = 17$   |
| 99. $B = 22^\circ$ , $b = 320$ | 100. $B = 48^\circ$ , $b = 270$ |
| 101. $a = 20.5$ , $b = 31.4$   | 102. $a = 16.3$ , $b = 20.8$    |
| 103. $a = 4.37$ , $c = 6.21$   | 104. $a = 7.12$ , $c = 8.44$    |

## SECTION 3.4 ARC LENGTH AND AREA OF A SECTOR

In Chapter 2, we discussed some of the aspects of the first Ferris wheel, which was built by George Ferris in 1893. The first aspect we will cover in this section is *arc length*. Our study of arc length will allow us to find the distance traveled by a rider on a Ferris wheel, at any point during the ride.

In Section 3.2, we found that if a central angle  $\theta$ , measured in radians, in a circle of radius  $r$  cuts off an arc of length  $s$ , then the relationship between  $s$ ,  $r$ , and  $\theta$  can be written as  $\theta = \frac{s}{r}$ . Figure 1 illustrates this.

If we multiply both sides of this equation by  $r$ , we will obtain the equation that gives arc length  $s$  in terms of  $r$  and  $\theta$ .

$$\theta = \frac{s}{r} \quad \text{Definition of radian measure}$$

$$r \cdot \theta = r \cdot \frac{s}{r} \quad \text{Multiply both sides by } r$$

$$s = r\theta$$

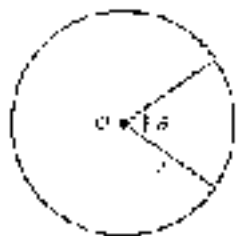


Figure 1

### ARC LENGTH

If  $\theta$  (in radians) is a central angle in a circle with radius  $r$ , then the length of the arc cut off by  $\theta$  is given by

$$s = r\theta \quad (\theta \text{ in radians})$$

Because  $r$  would be constant for a given circle, this formula tells us that the arc length is proportional to the central angle. An angle twice as large would cut off an arc twice as long.



Figure 2

**EXAMPLE 1** Give the length of the arc cut off by a central angle of 2 radians in a circle of radius 4.3 inches.

**SOLUTION** We have  $\theta = 2$  and  $r = 4.3$  inches. Applying the formula  $s = r\theta$  gives us

$$\begin{aligned} s &= r\theta \\ &= 4.3(2) \\ &= 8.6 \text{ inches} \end{aligned}$$

Figure 2 illustrates this example. ■



**EXAMPLE 2** Figure 3 is a model of George Ferris's Ferris wheel. Recall that the diameter of the wheel is 250 feet, and  $\theta$  is the central angle formed as a rider travels from his or her initial position  $P_1$  to position  $P_2$ . Find the distance traveled by a rider if  $\theta = 45^\circ$  and if  $\theta = 105^\circ$ .

**SOLUTION** The formula for arc length,  $s = r\theta$ , requires  $\theta$  to be given in radians. Since  $\theta$  is given in degrees, we must multiply  $\theta$  by  $\pi/180$  to convert to radians. Also, since the diameter of the wheel is 250 feet, the radius is 125 feet.

For  $\theta = 45^\circ$ :

$$\begin{aligned} s &= r\theta \\ &= 125(45)\left(\frac{\pi}{180}\right) \\ &= 125\pi \\ &\approx 393 \text{ ft} \end{aligned}$$

For  $\theta = 105^\circ$ :

$$\begin{aligned} s &= r\theta \\ &= 125(105)\left(\frac{\pi}{180}\right) \\ &= 375\pi \\ &\approx 1178 \text{ ft} \end{aligned}$$

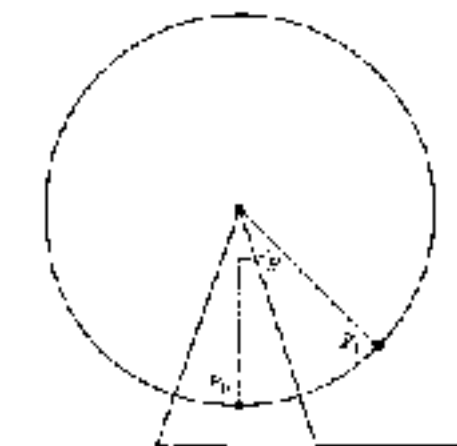


Figure 3

**EXAMPLE 3** The minute hand of a clock is 1.2 centimeters long. To two significant digits, how far does the tip of the minute hand move in 20 minutes?

**SOLUTION** We have  $r = 1.2$  centimeters. Since we are looking for  $s$ , we need to find  $\theta$ . We can use a proportion to find  $\theta$ . One complete rotation is 60 minutes and  $2\pi$  radians, so we say  $\theta$  is to  $2\pi$  as 20 minutes is to 60 minutes, or

$$\text{If } \frac{\theta}{2\pi} = \frac{20}{60} \text{ then } \theta = \frac{2\pi}{3}$$

Now we can find  $s$ :

$$\begin{aligned} s &= r\theta \\ &= 1.5 \left( \frac{2\pi}{3} \right) \\ &= \frac{2.4\pi}{1} \\ &\approx 2.5 \text{ cm} \end{aligned}$$

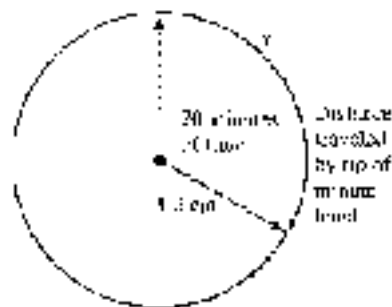


Figure 4

Figure 4 illustrates this example.

The tip of the minute hand will travel approximately 2.5 centimeters every 20 minutes. ■

If we are working with relatively small central angles in circles with large radii, we can use the length of the intercepted arc to approximate the length of the associated chord. For example, Figure 5 shows a central angle of  $0.1^\circ$  in a circle of radius 1,000 feet along with the arc and chord cut off by it. (Figure 5 is not drawn to scale.)

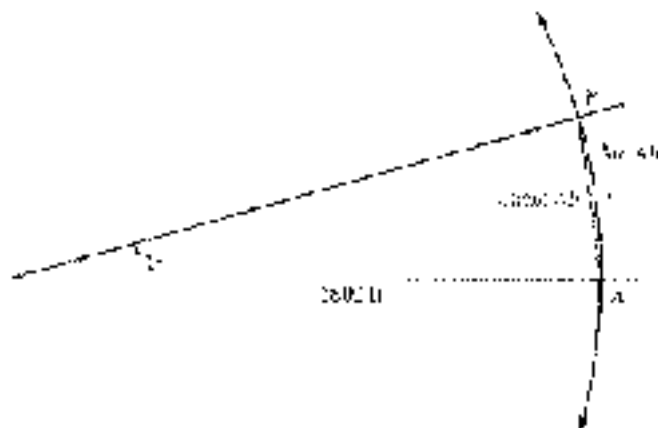


Figure 5

To find the length of arc  $AB$ , we convert  $0.1^\circ$  to radians by multiplying by  $\pi/180$ . Then we apply the formula  $s = r\theta$ .

$$s = r\theta = 1,000 \left( \frac{0.1}{180} \right) = 0.5556 \text{ ft}$$

If we had rounded out the calculation of arc  $AB$  to six significant digits, we would have obtained  $s \approx 0.55556$ . The length of the chord  $AB$  is 0.55556 to six significant digits (found by using the law of sines, which we will cover in Chapter 7). As you can see, the first five digits to each number are the same. It seems reasonable then to approximate the length of chord  $AB$  with the length of arc  $AB$ .

As our next example illustrates, we can also use the procedure just outlined in the reverse order to find the radius of a circle by approximating arc length with the length of the associated chord.



**EXAMPLE 4** A person standing on the earth notices that a 747 jumbo jet flying overhead subtends an angle of  $0.45^\circ$ . If the length of the jet is 230 feet, find its altitude to the nearest thousand feet.

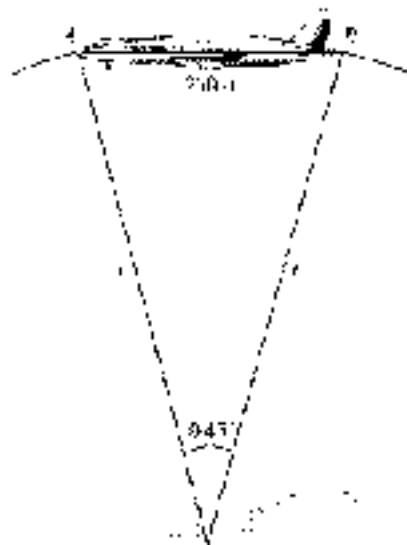


Figure 6

**SOLUTION** Figure 6 is a diagram of the situation. Because we are working with a relatively small angle in a circle with a large radius, we use the length of the wire plane (chord  $AB$  in Figure 6) as an approximation of the length of the arc  $AB$ , and  $r$  as an approximation for the altitude of the plane.

$$\text{Because } s = r\theta$$

$$\text{then } r = \frac{s}{\theta}$$

$$= \frac{230}{(0.45)(\pi/180)} \quad \text{We multiply } 0.45^\circ \text{ by } \pi/180$$

to change to radian measure.

$$= \frac{230(180)}{(0.45)(\pi)}$$

$$= 29,500 \text{ ft}$$

To the nearest thousand feet. ■

## Area of a Sector

Next we want to derive the formula for the area of the sector formed by a central angle  $\theta$  (Figure 7).

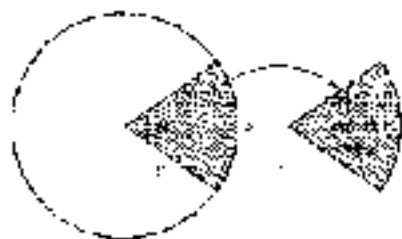


Figure 7

If we let  $A$  represent the area of the sector formed by central angle  $\theta$ , we can find  $A$  by setting up a proportion as follows: We say the area  $A$  of the sector is to the area of the circle as  $\theta$  is to one full rotation. That is,

$$\begin{array}{l} \text{Area of sector} \longrightarrow A \\ \text{area of circle} \longrightarrow \pi r^2 \end{array} \sim \frac{\theta}{2\pi} \longleftarrow \begin{array}{l} \text{Central angle } \theta \\ \text{One full rotation} \end{array}$$

We solve for  $A$  by multiplying both sides of the proportion by  $\pi r^2$ :

$$\begin{aligned} A \pi r^2 &= \frac{\theta}{2\pi} \cdot \pi r^2 \\ A &= \frac{1}{2} r^2 \theta. \end{aligned}$$

#### AREA OF A SECTOR

If  $\theta$  (in radians) is a central angle in a circle with radius  $r$ , then the area of the sector (Figure 8) formed by angle  $\theta$  is given by

$$A = \frac{1}{2} r^2 \theta \quad (\theta \text{ in radians})$$



Figure 8

**EXAMPLE 5** Find the area of the sector formed by a central angle of 1.4 radians in a circle of radius 2.1 meters.

**SOLUTION** We have  $r = 2.1$  meters and  $\theta = 1.4$ . Applying the formula for  $A$  gives us

$$\begin{aligned} A &= \frac{1}{2} r^2 \theta \\ &= \frac{1}{2} (2.1)^2 (1.4) \\ &\approx 3.1 \text{ m}^2 \quad \text{To the nearest cm}^2 \end{aligned}$$

**Remember** Area is measured in square units. When  $r = 2.1$  m,  $r^2 = (2.1 \text{ m})^2 = 4.41 \text{ m}^2$ .

**EXAMPLE 6** If the sector formed by a central angle of  $15^\circ$  has an area of  $\pi^2$  square centimeters, find the radius of the circle.

**SOLUTION** We first convert  $15^\circ$  to radians.

$$\theta = 15^\circ \left( \frac{\pi}{180^\circ} \right) = \frac{\pi}{12}$$





Then we substitute  $\theta = \pi/2$  and  $A = \pi/3$  into the formula for  $A$  and solve for  $r$ .

$$A = \frac{1}{2} r^2 \theta$$

$$\frac{\pi}{3} = \frac{1}{2} r^2 \frac{\pi}{2}$$

$$\frac{\pi}{3} = \frac{\pi}{4} r^2$$

$$r^2 = \frac{4}{3} = \frac{24}{9}$$

$$r^2 = 8$$

$$r = 2\sqrt{2} \text{ cm}$$

Note that we need only use the positive square root of 8, since we know our radius must be measured with positive units. ■

**EXAMPLE 7** A lawn sprinkler located at the corner of a yard is set to rotate through  $90^\circ$  and project water out 30.0 feet. To three significant digits, what area of lawn is watered by the sprinkler?

**SOLUTION** We have  $\theta = 90^\circ = \frac{\pi}{2} = 1.57$  radians and  $r = 30.0$  feet. Figure 9 illustrates this example.



Figure 9

$$A = \frac{1}{2} r^2 \theta$$

$$\rightarrow \frac{1}{2} (30.0)^2 (1.57)$$

$$= 707 \text{ ft}^2$$

■

### GETTING READY FOR CLASS

After reading through the preceding section, respond in your own words and in complete sentences.

- What is the definition and formula for arc length?
- What is longer, the chord  $AB$  or the corresponding arc  $AB$ ?
- What is a sector?
- What is the definition and formula for the area of a sector?

### PROBLEM SET 3.4

Unless otherwise stated, all answers in this Problem Set should be rounded to three significant digits.

For each problem below,  $\theta$  is a central angle in a circle of radius  $r$ . In each case, find the length of the arc cut off by  $\theta$ .

1.  $\theta = 2$ ,  $r = 3$  inches

2.  $\theta = 3$ ,  $r = 2$  inches

3.  $\theta = 1.5$ ,  $r = 1.5$  ft  
 4.  $\theta = 2.4$ ,  $r = 1.5$  ft  
 5.  $\theta = \pi/6$ ,  $r = 12$  cm  
 6.  $\theta = \pi/3$ ,  $r = 12$  cm  
 ▶ 7.  $\theta = 60^\circ$ ,  $r = 4$  mm  
 8.  $\theta = 30^\circ$ ,  $r = 4$  mm  
 9.  $\theta = 240^\circ$ ,  $r = 10$  inches  
 10.  $\theta = 315^\circ$ ,  $r = 5$  inches
- ▶ 11. **Arc Length** The minute hand of a clock is 5.4 centimeters long. How far does the tip of the minute hand travel in 20 minutes?
12. **Arc Length** The minute hand of a clock is 1.2 centimeters long. How far does the tip of the minute hand travel in 10 minutes?
13. **Arc Length** A space shuttle 200 miles above the earth is orbiting the earth once every 2 hours. How far does the shuttle travel in 1 hour? (Assume the radius of the earth is 4,000 miles.) Give your answer as both an exact value and an approximation to three significant digits (Figure 10).

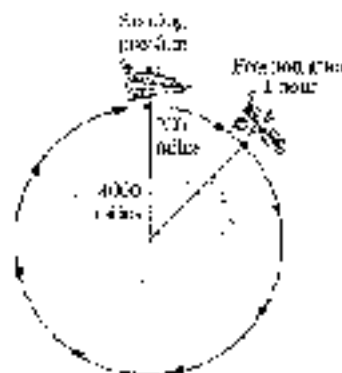


Figure 10

14. **Arc Length** How long, in hours, does it take the space shuttle in Problem 13 to travel 3,400 miles? Give both the exact value and an approximate value for your answer.
15. **Arc Length** The pendulum on a grandfather clock swings from side to side once every second. If the length of the pendulum is 4 feet and the angle through which it swings is  $20^\circ$ , how far does the tip of the pendulum travel in 1 second?
16. **Arc Length** Find the total distance traveled in 1 minute by the tip of the pendulum on the grandfather clock in Problem 15.
- ▶ 17. **Cable Car Drive System** The current San Francisco cable railway is driven by two large 14-foot-diameter drive wheels, called sheaves. Because of the flange-drive system used, the cable subtends a central angle of  $270^\circ$  on each sheave. Find the length of cable riding on one of the drive sheaves at any given time (Figure 11).

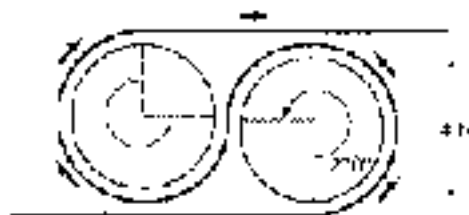


Figure 11




-  **18. Cable Car Drive System** The first cable railway to make use of the figure-eight drive system was the Sumner Street Railway in San Francisco in 1855 (Figure 12). Each drive sheave was 12 feet in diameter. Find the length of cable sliding on one of the drive sheaves. (See Problem 17.)



Figure 12



Figure 4.5

- 19. Drum Brakes** The Toyota NPR 250 light truck with manual transmission has a circular brake drum with a diameter of 320 millimeters. Each brake pad, which presses against the drum, is 307 millimeters long. What central angle is subtended by one of the brake pads? Write your answer in both radians and degrees (Figure 13).
- 20. Drum Brakes** The Toyota NPR 250 truck with automatic transmission has a circular brake drum with a diameter of 320 millimeters. Each brake pad, which presses against the drum, is 335 millimeters long. What central angle is subtended by one of the brake pads? Write your answer in both radians and degrees.
- 21. Diameter of the Moon** From the earth, the moon subtends an angle of approximately  $0.5^\circ$ . If the distance to the moon is approximately 240,000 miles, find an approximation for the diameter of the moon accurate to the nearest hundred miles. (See Example 4 and the discussion that precedes it.)
- 22. Diameter of the Sun** If the distance to the sun is approximately 93 million miles, and, from the earth, the sun subtends an angle of approximately  $0.5^\circ$ , estimate the diameter of the sun to the nearest 10,000 miles.

Repeat Example 4 from this section for the following values of  $\theta$ .

23.  $\theta = 30^\circ$

24.  $\theta = 60^\circ$

25.  $\theta = 720^\circ$

26.  $\theta = 115^\circ$



- 27. Ferris Wheel** In Problem Set 2.3, we mentioned a Ferris wheel built in Vienna in 1497, known as the Great Wheel. The diameter of this wheel is 197 feet. Use Figure 14 as a model of the Great Wheel, and find the distance traveled by a rider going from initial position  $P_1$  to position  $P_2$  if

- a.  $\theta$  is  $60^\circ$   
 b.  $\theta$  is  $720^\circ$   
 c.  $\theta$  is  $285^\circ$



- 28. Ferris Wheel** A Ferris Wheel called Colossus that we mentioned in Problem Set 2.3 has a diameter of 115 feet. Using Figure 14 as a model, find the distance traveled by someone starting at initial position  $P_1$  and moving to position  $P_2$  if
- a.  $\theta$  is  $50^\circ$   
 b.  $\theta$  is  $240^\circ$   
 c.  $\theta$  is  $345^\circ$

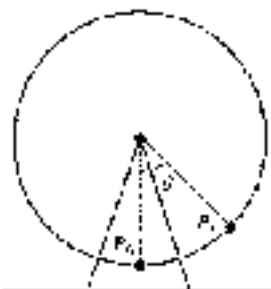


Figure 14

In each problem below,  $\theta$  is a central angle that cuts off an arc of length  $s$ . In each case, find the radius of the circle.

- |   |  |
|---|--|
| 29. $\theta = 5^\circ$ , $s = 3$ ft     | 30. $\theta = 1$ , $s = 2$ ft            |
| 34. $\theta = 4.4$ , $s = 4.2$ inches   | 32. $\theta = 5.1$ , $s = 17.2$ inches   |
| 33. $\theta = \pi/4$ , $s = \pi$ cm     | 34. $\theta = 3\pi/4$ , $s = \pi$ cm     |
| 35. $\theta = 90^\circ$ , $s = \pi/2$ m | 36. $\theta = 180^\circ$ , $s = \pi/2$ m |
| 37. $\theta = 225^\circ$ , $s = 4$ km   | 38. $\theta = 150^\circ$ , $s = 5$ km    |

Find the area of the sector formed by central angle  $\theta$  in a circle of radius  $r$  ft.

- |                                     |                                      |
|-------------------------------------|--------------------------------------|
| 39. $\theta = 2$ , $r = 5$ cm       | 40. $\theta = 3$ , $r = 2$ cm        |
| 41. $\theta = 2.4$ , $r = 4$ inches | 42. $\theta = 1.2$ , $r = 2$ inches  |
| 43. $\theta = \pi/5$ , $r = 3$ m    | 44. $\theta = 2\pi/5$ , $r = 3$ m    |
| 45. $\theta = 15^\circ$ , $r = 5$ m | 46. $\theta = 15^\circ$ , $r = 10$ m |

47. **Area of a Sector** A central angle of 2 radians cuts off an arc of length 4 inches. Find the area of the sector formed.

48. **Area of a Sector** An arc of length 3 feet is cut off by a central angle of  $\pi/6$  radians. Find the area of the sector formed.

49. **Radius of a Circle** If the sector formed by a central angle of  $30^\circ$  has an area of  $\pi/3$  square centimeters, find the radius of the circle.

50. **Arc Length** What is the length of the arc cut off by angle  $\theta$  in Problems 49?

51. **Radius of a Circle** A sector of area  $2\pi/3$  square inches is formed by a central angle of  $45^\circ$ . What is the radius of the circle?

52. **Radius of a Circle** A sector of area 25 square inches is formed by a central angle of 4 radians. Find the radius of the circle.

53. **Lawn Sprinkler** A lawn sprinkler is located at the corner of a yard. The sprinkler's sector rotates through  $90^\circ$  and projects water out 60 feet. What is the area of the yard watered by the sprinkler?

54. **Windshield Wiper** An automobile windshield wiper 10 inches long rotates through an angle of  $60^\circ$ . If the rubber part of the blade covers only the last 9 inches of the wiper, find the area of the windshield cleaned by the windshield wiper.

55. **Cycling** The Campagnolo Hypersonic carbon wheel, which has a diameter of 700 millimeters, has 22 spokes evenly distributed around the rim of the wheel. What is the length of the rim subtended by adjacent pairs of spokes (Figure 15)?

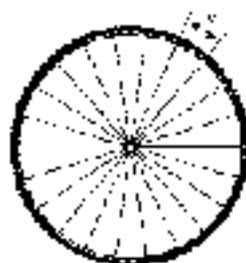


Figure 15

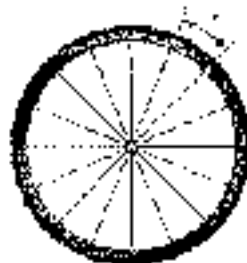


Figure 16

56. **Cycling** The Reynolds Surplus DV carbon wheel, which has a diameter of 700 millimeters, has 10 spokes evenly distributed around the rim of the wheel. What is the length of the rim subtended by adjacent pairs of spokes (Figure 16)?



## REVIEW PROBLEMS

The problems that follow review material we covered in Section 2.1.

57. **Angle of Elevation** If a 75-foot capsule casts a shadow 43 feet long, what is the angle of elevation of the sun from the tip of the shadow?
58. **Height of a Hill** A road up a hill makes an angle of  $5^\circ$  with the horizontal. If the road from the bottom of the hill to the top of the hill is 2.5 miles long, how high is the hill?
59. **Angle of Depression** A person standing 5.3 feet from a mirror notices that the angle of depression from his eyes to the bottom of the mirror is  $15^\circ$ , while the angle of elevation to the top of the mirror is  $12^\circ$ . Find the vertical dimension of the mirror.
60. **Distance and Bearing** A boat travels on a course of bearing  $S 63^\circ 30' E$  for 11.4 miles. How many miles south and how many miles east has the boat traveled?
61. **Geometry** The height of a right circular cone is 35.5 centimeters. If the diameter of the base is 29.5 centimeters, what angle does the side of the cone make with the base?
62. **Distance and Bearing** A ship leaves the harbor entrance and travels 25 miles in the direction  $N 7^\circ E$ . The captain then turns the ship  $90^\circ$  and travels another 20 miles in the direction  $S 45^\circ E$ . At that time, how far is the ship from the harbor entrance, and what is the bearing of the ship from the harbor entrance?
63. **Angle of Depression** A man standing on the roof of a building 56.0 feet above the ground looks down to the building next door. He finds the angle of depression to the roof of that building from the roof of his building to be  $14.5^\circ$ , while the angle of depression from the roof of his building to the bottom of the building next door is  $3.2^\circ$ . How tall is the building next door?
64. **Height of a Tree** Two people decide to find the height of a tree. They position themselves 37 feet apart in a line and on the same side of the tree. If they find the angles of elevation from the ground where they are standing to the top of the tree are  $65^\circ$  and  $41^\circ$ , how tall is the tree?

## EXTENDING THE CONCEPTS

## Apparent Diameter

As we mentioned in this section, for small central angles in circles with large radii, the intercepted arc and the chord are approximately the same length. Figure 17 shows a diagram of a person looking at the moon. The arc and the chord are essentially the same length and are both good approximations to the diameter.



Figure 17

In astronomy, the angle  $\theta$  at which an object is seen by the eye is called the *apparent diameter* of the object. Apparent diameter depends on the size of the object and its distance from the observer. For three significant figures, the diameter of the moon is 3,476 kilometers and its average distance to the earth is 384,000 kilometers. The diameter of the sun is 1,392,000 kilometers and its mean distance to the earth is 149,598,000 kilometers.

65. Calculate the apparent diameter of the moon as seen from the earth. Give your answer in both radians and degrees. Round each to the nearest thousandth.
66. Suppose you have a friend who is 6 feet tall. At what distance must your friend stand so that he or she has the same apparent diameter as the moon?
67. The moon and the sun are, at first sight, about equal in size. How can you explain this apparent similarity in size even though the diameter of the sun is about 400 times greater than the diameter of the moon?
68. The distance between the earth and the moon varies as the moon travels its orbit around the earth. Accordingly, the apparent diameter of the moon must also vary. The smallest distance between the earth and the moon is 356,340 kilometers, while the greatest distance is 406,530 kilometers. Find the largest and smallest apparent diameter of the moon. Round your answers to the nearest hundredth.

## SECTION 3.5 VELOCITIES

The specifications for the first Ferris wheel indicate that one trip around the wheel took 20 minutes. How fast was a rider traveling around the wheel? There are a number of ways to answer this question. The most intuitive measure of the rate at which the rider is traveling around the wheel is what we call *linear velocity*. The units of linear velocity are miles per hour, feet per second, and so forth.

Another way to specify how fast the rider is traveling around the wheel is with what we call *angular velocity*. Angular velocity is given as the amount of central angle through which the rider travels over a given amount of time. The central angle swept out by a rider traveling once around the wheel is  $2\pi$  radians. If one trip around the wheel takes 20 minutes, then the angular velocity of a rider is

$$\frac{2\pi \text{ rad}}{20 \text{ min}} = \frac{\pi}{10} \text{ rad/min}$$

In this section, we will learn more about angular velocity and linear velocity and the relationship between them. Let's begin with the formal definition for the linear velocity of a point moving on the circumference of a circle.

### DEFINITION

If  $P$  is a point on a circle of radius  $r$ , and  $P$  moves a distance  $s$  on the circumference of the circle in an amount of time  $t$ , then the *linear velocity*  $v$  of  $P$  is given by the formula

$$v = \frac{s}{t}$$

EXAMPLE 1 A Ferris wheel has a radius of 100 feet. How fast is a rider traveling if one trip around the wheel takes 20 minutes?

**SOLUTION** The radius of the Ferris wheel is 100 feet. The circumference of the wheel is

$C = 2\pi r = 2\pi(100) = 200\pi$  feet. The rider travels a distance of  $200\pi$  feet in 20 minutes.

Let  $v$  be the linear velocity of the rider. Then  $v = \frac{s}{t} = \frac{200\pi}{20} = 10\pi$  feet per minute.

Therefore, a rider on the Ferris wheel is traveling at a linear velocity of  $10\pi$  feet per minute.



To calculate the linear velocity we simply divide distance traveled by time. It does not matter whether the object moves on a curve or in a straight line.

**EXAMPLE 1** A point on a circle travels 5 centimeters in 2 seconds. Find the linear velocity of the point.

**SOLUTION** Substituting  $s = 5$  and  $t = 2$  into the equation  $v = \frac{s}{t}$  gives us

$$\begin{aligned} v &= \frac{5 \text{ cm}}{2 \text{ sec}} \\ &= 2.5 \text{ cm/sec} \end{aligned}$$

**Note** In all the examples and problems in this section, we are assuming that the point on the circle moves with uniform circular motion. That is, the velocity of the point is constant.

#### DEFINITION

If  $P$  is a point moving with uniform circular motion on a circle of radius  $r$  and the line from the center of the circle through  $P$  sweeps out a central angle  $\theta$  in an amount of time  $t$ , then the *angular velocity* (or *angular speed*) of  $P$  is given by the formula

$$\omega = \frac{\theta}{t} \quad \text{where } \theta \text{ is measured in radians}$$

**EXAMPLE 2** A point on a circle rotates through  $3\pi/4$  radians in 3 seconds. Give the angular velocity of  $P$ .

**SOLUTION** Substituting  $\theta = 3\pi/4$  and  $t = 3$  into the equation  $\omega = \frac{\theta}{t}$  gives us

$$\begin{aligned} \omega &= \frac{3\pi/4 \text{ rad}}{3 \text{ sec}} \\ &= \frac{\pi}{4} \text{ rad/sec} \end{aligned}$$

**Note** There are a number of equivalent ways to express the units of velocity. For example, the answer to Example 2 can be expressed in each of the following ways; they are all equivalent.

$$\frac{\pi}{4} \text{ radians per second} = \frac{\pi}{4} \text{ rad/sec} = \frac{\pi \text{ radians}}{4 \text{ seconds}} = \frac{\pi \text{ rad}}{4 \text{ sec}}$$

Likewise, you can express the answer to Example 1 in any of the following ways:

$$2.5 \text{ centimeters per second} = 2.5 \text{ cm/sec} = \frac{2.5 \text{ cm}}{1 \text{ sec}}$$



**EXAMPLE 3** A bicycle wheel with a radius of 13.0 inches turns with an angular velocity of 3 radians per second. Find the distance traveled by a point on the tire in 1 minute.

**SOLUTION** We have  $\omega = 3$  radians per second,  $r = 13.0$  inches, and  $t = 60$  seconds. First we find  $\theta$  using  $\omega = \theta/t$ :

$$\begin{aligned} \text{If } \omega &= \frac{\theta}{t} \\ \text{then } \theta &= \omega t \\ &= (3 \text{ rad/sec})(60 \text{ sec}) \\ &= 180 \text{ rad} \end{aligned}$$

To find the distance traveled by the point in 60 seconds, we use the formula  $s = r\theta$  from Section 11.4, with  $r = 13.0$  inches and  $\theta = 180$ :

$$\begin{aligned} s &= 13.0(180) \\ &= 2340 \text{ inches} \end{aligned}$$

If we want this result expressed in feet, we divide by 12:

$$\begin{aligned} s &= \frac{2340}{12} \\ &= 195 \text{ ft} \end{aligned}$$

A point on the tire of the bicycle will travel 195 feet in 1 minute. If the bicycle were being ridden under these conditions, the rider would travel 195 feet in 1 minute. ■

**EXAMPLE 4** Figure 1 shows a fire truck parked on the shoulder of a freeway next to a solid black wall. The red light on the top of the truck is 10 feet from the wall and rotates through one complete revolution every 2 seconds. Find the equation that gives the lengths  $d$  and  $l$  in terms of time  $t$ .



Figure 1





**SOLUTION** The angular velocity of the rotating red light is

$$\omega = \frac{\theta}{t} = \frac{2\pi \text{ rad}}{2 \text{ sec}} = \pi \text{ rad/sec}$$

From right triangle  $ABC$ , we have the following relationships:

$$\begin{aligned} \tan \theta &= \frac{d}{10} & \text{and} & & \sec \theta &= \frac{t}{10} \\ d &= 10 \tan \theta & & & t &= 10 \sec \theta \end{aligned}$$

Now, these equations give us  $d$  and  $t$  in terms of  $\theta$ . To write  $d$  and  $t$  in terms of  $s$ , we solve  $s = r\theta$  for  $\theta$  to obtain  $\theta = s/r = s/\pi$ . Substituting this for  $\theta$  in each equation, we have  $d$  and  $t$  expressed in terms of  $s$ .

$$d = 10 \tan \pi s \quad \text{and} \quad t = 10 \sec \pi s \quad \blacksquare$$

## The Relationship Between the Two Velocities

To find the relationship between the two kinds of velocities we have developed so far, we can take the equation that relates arc length and central angle measure,  $s = r\theta$ , and divide both sides by time,  $t$ .

$$\begin{aligned} \text{If} \quad s &= r\theta \\ \text{then} \quad \frac{s}{t} &= \frac{r\theta}{t} \\ \frac{s}{t} &= r \frac{\theta}{t} \\ v &= r\omega \end{aligned}$$

Linear velocity is the product of the radius and the angular velocity.

### LINEAR AND ANGULAR VELOCITY

If a point is moving with uniform circular motion on a circle of radius  $r$ , then the linear velocity  $v$  and angular velocity  $\omega$  of the point are related by the formula

$$v = r\omega$$

As suggested by William McClure of Orange Coast Community College, a helpful analogy to visualize the relationship between linear and angular velocity is to imagine a group of ice skaters lined up on the ice in a straight line, with half the skaters facing in one direction and the other half facing in the opposite direction. As the line of skaters rotates in a circular motion, every skater is moving, with the same angular velocity. However, in terms of linear velocity, the skaters near the center of the line are barely moving while the skaters near the ends of the line are moving very rapidly because they have to skate a much larger circle in the same amount of time.

**NOTE** When using this formula to relate linear velocity to angular velocity, keep in mind that the angular velocity  $\omega$  must be expressed in radians per unit of time.



**EXAMPLE 5** A photograph record is turning at 45 revolutions per minute (rpm). If the distance from the center of the record to a point on the edge of the record is 3 inches, find the angular velocity and the linear velocity of the point in feet per minute.

**SOLUTION** The quantity 45 revolutions per minute is another way of expressing the rate at which the point on the record is moving. We can obtain the angular velocity from it by remembering that one complete revolution is equivalent to  $2\pi$  radians. Therefore,

$$\begin{aligned}\omega &= 45 \text{ rpm} = \frac{45 \text{ rev}}{\text{min}} \cdot \frac{2\pi \text{ rad}}{1 \text{ rev}} \\ &= 90\pi \text{ rad/min}\end{aligned}$$

Because one revolution is equivalent to  $2\pi$  radians, the fraction

$$\frac{2\pi \text{ rad}}{2\pi}$$

is just another form of the number 1. We call this kind of fraction a *conversion factor*. Notice how the units of revolutions divide out, in much the same way that common factors divide out when we reduce fractions to lowest terms. The conversion factor allows us to convert from revolutions to radians by dividing out revolutions.

To find the linear velocity, we multiply  $\omega$  by the radius.

$$\begin{aligned}v &= r\omega \\ &= (3 \text{ in.})(90\pi \text{ rad/min}) \\ &= 270\pi \text{ in./min} && \text{Exact value} \\ &\approx 2(84.514) && \text{Approximate value} \\ &= 848.10 \text{ in/min} && \text{Rounded to nearest eighth}\end{aligned}$$

To convert 848 inches per minute to feet per minute, we use another conversion factor relating feet to inches. Here is our work:

$$848 \text{ in./min} = \frac{848 \text{ in.}}{1 \text{ min}} \cdot \frac{1 \text{ ft}}{12 \text{ in.}} = \frac{848}{12} \text{ ft/min} \approx 70.7 \text{ ft/min} \quad \blacksquare$$

**NOTE** In light of our previous discussion about units, you may be wondering how we went from fractions (radians/minute) to just inches/minute in Example 5. Remember that radians are just real numbers and technically have no units. We sometimes write them as if they did for our own convenience, but one of the advantages of radial measure is that it does not introduce a new unit into calculations.



**EXAMPLE 6** The Ferris wheel shown in Figure 2 is a model of the one we mentioned in the introduction to this section. If the diameter of the wheel is 250 feet, the distance from the ground to the bottom of the wheel is 14 feet, and one complete revolution takes 20 minutes, find

- The linear velocity, in miles per hour, of a person riding on the wheel.
- The height of the tide  $t$  in terms of  $\theta$  in radians, where  $\theta$  is measured in radians.

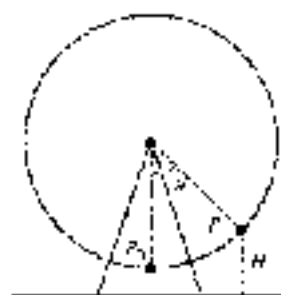


Figure 2

**SOLUTION**

a. We found the angular velocity in the introduction to this section. It is

$$\omega = \frac{\pi}{10} \text{ rad/min}$$

Next, we use the formula  $v = r\omega$  to find the linear velocity. That is, we multiply the angular velocity by the radius to find the linear velocity:

$$\begin{aligned} v &= r\omega \\ &= (125 \text{ ft})\left(\frac{\pi}{10} \text{ rad/min}\right) \\ &\approx 39.27 \text{ ft/min} \quad (\text{intermediate answer}) \end{aligned}$$

To convert to miles per hour, we use the facts that there are 60 minutes in 1 hour and 5,280 feet in 1 mile:

$$\begin{aligned} 39.27 \text{ ft/min} &= \frac{39.27 \text{ ft}}{\text{min}} \cdot \frac{60 \text{ min}}{1 \text{ hr}} \cdot \frac{1 \text{ mi}}{5,280 \text{ ft}} \\ &= \frac{(39.27)(60) \text{ min}}{5,280 \text{ hr}} \\ &\approx 0.45 \text{ mi/hr} \end{aligned}$$

b. Suppose the person riding on the wheel is at position  $P$ , as shown in Figure 2. Based on our work in Example 5 of Section 2.3, the height,  $H$ , of the rider can be found from the central angle  $\theta$  using the equation

$$H = 139 + 125 \cos \theta$$

Because the angular velocity of the wheel is  $\omega = \pi/10$  radians per minute, then assuming  $\theta$  is measured in radians we have

$$\omega = \frac{d\theta}{dt} \quad \text{Definition of angular velocity}$$

$$\theta = \omega t \quad \text{Multiply both sides by } t$$

$$\theta = \frac{\pi}{10} t \quad \text{Substitute } \omega = \pi/10$$

So

$$H = 139 + 125 \cos \left( \frac{\pi}{10} t \right)$$

This equation gives us the height of the rider at any time  $t$ , where  $t$  is measured in minutes from the beginning of the ride. Later, in Section 4.5, we will find how to obtain this same equation using a graphical approach. ■

To gain a more intuitive understanding of the relationship between the radius of a circle and the linear velocity of a point on the circle, imagine that a bird is sitting on one of the wires that connects the center of the Ferris wheel (in Example 6) to the wheel itself. Imagine further that the bird is sitting exactly halfway between the center of the wheel and a rider on the wheel. How does the linear velocity of the bird compare with the linear velocity of the rider? The angular velocity of the bird and the

radii are equal, both sweep out the same amount of central angle in a given amount of time), and linear velocity is the product of the radius and the angular velocity, so we can simply multiply the linear velocity of the rider by  $\frac{1}{2}$  to find the linear velocity of the bird. Therefore, the bird is traveling at

$$\frac{1}{2} \cdot 0.45 \text{ mi/hr} = 0.225 \text{ mi/hr}$$

In one revolution around the wheel, the rider will travel a greater distance than the bird in the same amount of time, so the rider's velocity is greater than that of the bird. It is as great, to be exact.

### GETTING READY FOR CLASS

After reading through the preceding sections, respond in your own words and in complete sentences.

- Define linear velocity and give its formula.
- Define angular velocity and give its formula.
- What is the relationship between linear and angular velocity?
- Explain the difference in linear velocities between a rider on a Ferris wheel and a bird positioned between the rider and the center of the wheel. Why is their angular velocity the same?

© 2009 Cengage Learning. All Rights Reserved. May not be copied, scanned, or duplicated, in whole or in part. WCN 02-200-203

### PROBLEM SET 3.6

In the Problem Set, find answers as necessary to three significant digits.

Find the linear velocity of a point moving with uniform circular motion if the point covers a distance  $s$  in an amount of time  $t$ , where

- |                                |                                |
|--------------------------------|--------------------------------|
| 1. $s = 30$ ft and $t = 2$ min | 2. $s = 10$ ft and $t = 2$ min |
| 3. $s = 12$ cm and $t = 4$ sec | 4. $s = 12$ cm and $t = 2$ sec |
| 5. $s = 50$ mi and $t = 2$ hr  | 6. $s = 100$ mi and $t = 4$ hr |

Find the distance  $s$  covered by a point moving with linear velocity  $v$  for a time  $t$  if

- |  |   |
|--|---|
| 7. $v = 20$ ft/sec and $t = 4$ sec         | 8. $v = 10$ ft/sec and $t = 6$ sec          |
| 9. $v = 45$ mi/hr and $t = \frac{1}{2}$ hr | 10. $v = 55$ mi/hr and $t = \frac{1}{2}$ hr |
| 11. $v = 21$ mi/hr and $t = 20$ min        | 12. $v = 63$ mi/hr and $t = 10$ sec         |

Point  $P$  sweeps out central angle  $\theta$  as it rotates on a circle of radius  $r$  as given below. In each case, find the angular velocity of point  $P$ .

- |                                      |                                       |
|--------------------------------------|---------------------------------------|
| 13. $\theta = 2\pi$ , $r = 5$ sec    | 14. $\theta = 3\pi$ , $r = 5$ sec     |
| 15. $\theta = 12$ , $r = 3$ min      | 16. $\theta = 24$ , $r = 6$ min       |
| 17. $\theta = 8\pi$ , $r = 3\pi$ sec | 18. $\theta = 12\pi$ , $r = 3\pi$ sec |
| 19. $\theta = 15\pi$ , $r = 1.2$ hr  | 20. $\theta = 24\pi$ , $r = 1.8$ hr   |

21. **Rotating Light** Figure 3 shows a lighthouse that is 100 feet from a long straight wall on the beach. The light in the lighthouse rotates through one complete rotation once every 1 second. Find an equation that gives the distance  $d$  in terms of time  $t$ , then find  $d$  when  $t$  is  $\frac{1}{2}$  second and  $\frac{3}{4}$  seconds. What happens when you try  $t = 1$  second in the equation? How do you interpret this?



Figure 3

22. **Rotating Light** Using the diagram in Figure 3, find an equation that expresses  $s$  in terms of time  $t$ . Find  $s$  when  $t$  is 10 seconds, 100 seconds, and 1000 seconds. (Assume the light goes through one rotation every 4 seconds.)

In the problems that follow, treat a runner with angular velocity  $\omega$  on a circle of radius  $r$ . In each case, find the distance  $s$  traveled by the point in time  $t$ .

23.  $\omega = 4$  rad/sec,  $r = 2$  inches,  $t = 5$  sec.  
 24.  $\omega = 2$  rad/sec,  $r = 4$  inches,  $t = 5$  sec.  
 25.  $\omega = 3\pi/2$  rad/sec,  $r = 4$  m,  $t = 30$  sec.  
 26.  $\omega = 4\pi/3$  rad/sec,  $r = 3$  m,  $t = 20$  sec.  
 27.  $\omega = 15$  rad/sec,  $r = 5$  ft,  $t = 1$  min.  
 28.  $\omega = 10$  rad/sec,  $r = 10$  ft,  $t = 1$  min.

For each of the following problems, find the angular velocity,  $\omega$  (radians per minute), associated with the given revolutions per minute (rpm).

29. 10 rpm                      30. 20 rpm                      31.  $3\pi/2$  rpm                      32.  $10\pi/3$  rpm  
 33.  $\pi/3$  rpm                      34.  $7/2$  rpm

For each problem below, a point is rotating with uniform circular motion on a circle of radius  $r$ .

35. Find  $\omega$  if  $r = 2$  inches and  $s = 5$  rad/sec.  
 36. Find  $\omega$  if  $r = 4$  inches and  $s = 4$  rad/sec.  
 37. Find  $\omega$  if  $r = 6$  cm and  $s = 3$  rad/sec.  
 38. Find  $\omega$  if  $r = 3$  cm and  $s = 8$  rad/sec.  
 39. Find  $\omega$  if  $r = 4$  ft and the point rotates at 15 rpm.  
 40. Find  $\omega$  if  $r = 1$  ft and the point rotates at 25 rpm.

41. **Velocity at the Equator** The earth rotates through one complete revolution every 24 hours. Since the axis of rotation is perpendicular to the equator, you can think of a person standing on the equator as standing on the edge of a disc that is rotating through one complete revolution every 24 hours. Find the angular velocity of a person standing on the equator.

42. **Velocity at the Equator** Assuming the radius of the earth is 4,000 miles, use the information from Problem 41 to find the linear velocity of a person standing on the equator.
43. **Velocity of a Mixer Blade** A mixing blade on a food processor extends out 3 inches from its center. If the blade is rotating at 900 revolutions per minute, what is the linear velocity of the tip of the blade in feet per minute?
44. **Velocity of a Lawnmower Blade** A gasoline-driven lawnmower has a blade that extends out 1 foot from its center. The tip of the blade is traveling at the speed of sound, which is 1,100 feet per second. Through how many revolutions per minute is the blade turning?
45. **Cable Cars** The San Francisco cable cars travel by clamping onto a steel cable that circulates in a channel beneath the streets. The cable is driven by a large 16-foot-diameter pulley, called a sheave (Figure 4). The sheave turns at a rate of 19 revolutions per minute. Find the speed of the cable car, in miles per hour, by determining the linear velocity of the cable. (1 mi = 5,280 ft)



Figure 4



Figure 5







46. **Cable Cars** The Los Angeles Cable Railway was driven by a 33-foot-diameter drum that turned at a rate of 16 revolutions per minute. Find the speed of the cable car, in miles per hour, by determining the linear velocity of the cable.
47. **Cable Cars** The old outer Streetcar line in San Francisco (Figure 6) used a 12-foot-diameter sheave to drive the cable. In order to keep the cable cars moving at a linear velocity of 111 miles per hour, how fast would the sheave need to turn (in revolutions per minute)?
48. **Cable Cars** The Cleveland City Cable Railway had a 16-foot-diameter pulley to drive the cable. In order to keep the cable cars moving at a linear velocity of 11 miles per hour, how fast would the pulley need to turn (in revolutions per minute)?
49. **Ski Lift** A ski lift operates by drawing a wire rope, from which chairs are suspended, around a bullwheel (Figure 7). If the bullwheel is 12 feet in diameter and turns at a rate of 5 revolutions per minute, what is the linear velocity, in feet per second, of someone riding the lift?
50. **Ski Lift** An engineering firm is designing a ski lift. The wire rope needs to travel with a linear velocity of 20 meters per second, and the angular velocity of the bullwheel will be 10 revolutions per minute. What diameter bullwheel should be used to drive the wire rope?



Figure 6



Figure 7

-  **51. Velocity of a Ferris Wheel** Figure 7 is a model of the Ferris wheel known as the *Riesenrad*, or *Great Wheel*, that was built in Vienna in 1897. The diameter of the wheel is 197 feet, and one complete revolution takes 15 minutes. Find the linear velocity of a person riding on the wheel. Give your answer in miles per hour and round to the nearest hundredth.
-  **52. Velocity of a Ferris Wheel** Use Figure 7 as a model of the Ferris wheel called *Colossus* that was built in St. Louis in 1986. The diameter of the wheel is 165 feet. A brochure that gives some statistics associated with *Colossus* indicates that it rotates at 1.5 revolutions per minute and also indicates that a rider on the wheel is traveling at 10 miles per hour. Explain why these two numbers, 1.5 revolutions per minute and 10 miles per hour, cannot both be correct.
-  **53.** For the Ferris wheel described in Problem 51, find the height of the rider,  $h$ , in terms of the time,  $t$ , where  $t$  is measured in minutes from the beginning of the ride. The distance from the ground to the bottom of the wheel is 120 feet (see Section 2.3, Problem 61).
-  **54.** For the Ferris wheel described in Problem 52, find the height of the rider,  $h$ , in terms of the time,  $t$ , where  $t$  is measured in minutes from the beginning of the ride. The distance from the ground to the bottom of the wheel is 900 feet (see Section 2.3, Problem 62). Assume the wheel rotates at a rate of 1.5 revolutions per minute.
-  **55. Velocity of a Bike Wheel** A woman rides a bicycle for 1 hour and travels 16 kilometers (about 10 miles). Find the angular velocity of the wheel if the radius is 30 centimeters.
-  **56. Velocity of a Bike Wheel** Find the number of revolutions per minute for the wheel in Problem 55.



© iStockphoto.com/Chris D'Amico

**Gear Trains** Figure 8 shows a simple *two-gear train*. Gear trains are used in many products, such as clocks and automotive transmissions, to reduce or increase the angular velocity of a component. The size of each gear is measured by the number of teeth rather than the radius. Suppose the first gear has  $n_1$  teeth and the second gear has  $n_2$  teeth.



Figure 8

Because the spacing of the teeth is the same for both gears, the ratio of their radii will be equivalent to the corresponding ratio of the number of teeth. When two gears are meshed together, they share the same linear velocity. If  $\omega_1$  and  $\omega_2$  are the angular velocities of the first and second gears, respectively, then

$$v_1 = v_2$$

$$r_1 \omega_1 = r_2 \omega_2$$

$$\omega_2 = \frac{r_1}{r_2} \omega_1$$

$$\omega_2 = \frac{n_1}{n_2} \omega_1$$

57. The first gear in a single-stage gear train has 42 teeth and an angular velocity of 2 revolutions per second. The second gear has 7 teeth. Find the angular velocity of the second gear.
58. The second gear in a single-stage gear train has 6 teeth and an angular velocity of 90 revolutions per minute. The first gear has 54 teeth. Find the angular velocity of the first gear.
59. A gear train consists of three gears meshed together (Figure 9). The middle gear is known as an idler. Show that the angular velocity of the third gear does not depend on the number of teeth of the idler gear (Gear 2).

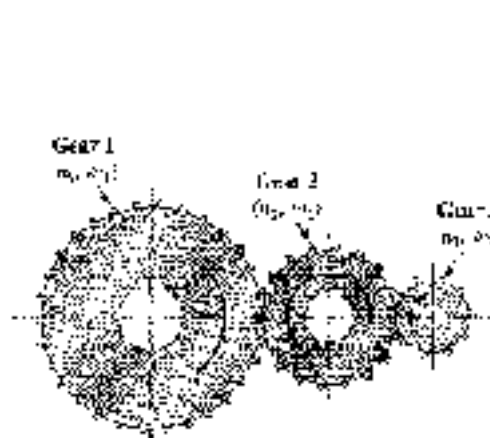


Figure 9

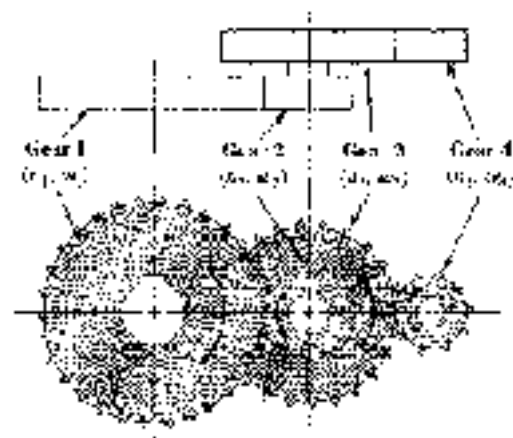


Figure 10

60. A two-stage gear train consists of four gears meshed together (Figure 10). The second and third gears are meshed, so that they share the same angular velocity ( $\omega_2 = \omega_3$ ). Find a formula giving the angular velocity of the fourth gear,  $\omega_4$ , in terms of  $\omega_1$  and the values of  $n_1$ ,  $n_2$ ,  $n_3$ , and  $n_4$ .



**Cycling** Lance Armstrong, seven-time winner of the Tour de France, rides a Trek tri-cyle equipped with Dura-Ace components (Figure 11). When Lance pedals, he turns a gear, called a *chainring*. The angular velocity of the chainring will determine the linear speed at which the chain travels. The chain connects the chainring to a smaller gear, called a *sprocket*, which is attached to the rear wheel (Figure 12). The angular velocity of the sprocket depends upon the linear speed of the chain. The sprocket and rear wheel rotate at the same rate, and the diameter of the rear wheel is 700 millimeters.





Figure 11

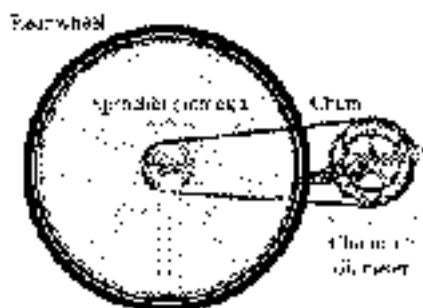


Figure 12

51. When Lance Armstrong placed up Mount Ventoux in the 2002 Tour, he was equipped with a 150-millimeter-diameter chainring and a 45-millimeter-diameter sprocket. Lance is known for maintaining a very high cadence, or pedaling rate. If he was pedaling at a rate of 90 revolutions per minute, find his speed in kilometers per hour. ( $1 \text{ km} = 1,000,000 \text{ mm}$ )
52. On level ground, Lance would use a larger chainring and a smaller sprocket. If he shifted to a 210-millimeter-diameter chainring and a 40-millimeter-diameter sprocket, how fast would he be traveling in kilometers per hour if he pedaled at a rate of 80 revolutions per minute?
53. If Lance was using his 210-millimeter-diameter chainring and pedaling at a rate of 85 revolutions per minute, what diameter sprocket would he need in order to maintain a speed of 45 kilometers per hour?
54. If Lance was using his 150-millimeter-diameter chainring and pedaling at a rate of 95 revolutions per minute, what diameter sprocket would he need in order to maintain a speed of 24 kilometers per hour?
55. Suppose Lance was using a 150-millimeter-diameter chainring and a 80-millimeter-diameter sprocket. How fast would he need to pedal, in revolutions per minute, in order to maintain a speed of 20 kilometers per hour?
56. Suppose Lance was using a 210-millimeter-diameter chainring and a 40-millimeter-diameter sprocket. How fast would he need to pedal, in revolutions per minute, in order to maintain a speed of 40 kilometers per hour?

## REVIEW PROBLEMS

The problems that follow review material we covered in Section 2.2.

57. **Magnitude of a Vector** Find the magnitude of the horizontal or vertical vector components of a velocity vector of 60 feet per second with angle of elevation  $37^\circ$ .
58. **Magnitude of a Vector** The magnitude of the horizontal component of a vector is 75, while the magnitude of its vertical component is 45. What is the magnitude of the vector?
59. **Distance and Bearing** A ship sails for 80.5 miles on a bearing of  $57.1^\circ$  W. How far west and how far south has the boat traveled?
70. **Distance and Bearing** A plane flying with a constant speed of 285.5 miles per hour flies for 2 hours on a course with bearing  $h = 48.7^\circ$  W. How far north and how far west does the plane fly?

**EXTENDING THE CONCEPTS**

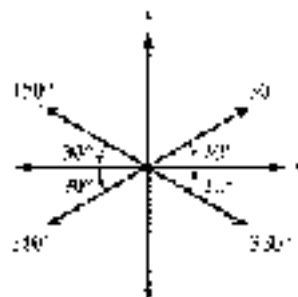
71. **Winter Nationals** Tom Kitzels owns, maintains, and races an alpine dragster. One brand of dragster is a computer that computes data on a number of different categories during each of Tom's races. The table below shows some of the data from a race Tom won during the 1993 Winter Nationals.

Time in Seconds	Speed in Miles/Hour	Front Axle RPM
0	0	0
1	70.7	1,107
2	129.9	1,978
3	162.8	2,465
4	192.0	2,919
5	215.4	3,353
6	228	3,443

The front wheels, at each end of the front axle, are 22.07 inches in diameter. Derive a formula that will convert rpm's from a 22.07 inch wheel into mi. per hour. Test your formula on all six rows of the table. Explain any discrepancies between the table values and the values obtained from your formula.

**CHAPTER**
**SUMMARY**
**EXAMPLES**

1.  $30^\circ$  is Reference Angle for  $20^\circ$ ,  $130^\circ$ ,  $210^\circ$ , and  $330^\circ$ .



2. If  $r = 5$  cm and  $s = 6$  cm, then

$$\theta = \frac{6}{5} = 1.2 \text{ radians}$$

**Reference Angle [3.1]**

The *reference angle*  $\theta'$  for any angle  $\theta$  in standard position is the positive acute angle between the terminal side of  $\theta$  and the  $x$ -axis.

A trigonometric function of an angle and its reference angle differ at most in sign.

We find trigonometric functions for angles between  $0^\circ$  and  $360^\circ$  by first finding the reference angle. We then find the value of the trigonometric function of the reference angle and use the quadrant in which the angle terminates to assign the correct sign.

$$\sin 150^\circ = \sin 30^\circ = \frac{1}{2}$$

$$\sin 210^\circ = -\sin 30^\circ = -\frac{1}{2}$$

$$\sin 330^\circ = -\sin 30^\circ = -\frac{1}{2}$$

**Radian Measure [3.2]**

In a circle with radius  $r$ , if central angle  $\theta$  cuts off an arc of length  $s$ , then the radian measure of  $\theta$  is given by

$$\theta = \frac{s}{r}$$





4.  $450^\circ$  to radians

$$\frac{450}{1} \text{ rad} = \frac{450}{1} \left( \frac{180^\circ}{\pi} \right)^{-1}$$

$$= 2.6\pi$$

5. Degrees to radians

$$450^\circ = 450 \left( \frac{\pi}{180} \right)$$

$$= \frac{5\pi}{2} \text{ rad}$$

6.  $t = 0$  corresponds to the point  $(1, 0)$ ,  $(2\pi, 0)$ ,  $(4\pi, 0)$ ,  $(6\pi, 0)$ ,  $(8\pi, 0)$ ,  $(10\pi, 0)$ , etc.

$$\sin t = 0.9917$$

$$\cos t = -0.1288$$

$$\tan t = \frac{0.9917}{-0.1288}$$

$$= -7.6967$$

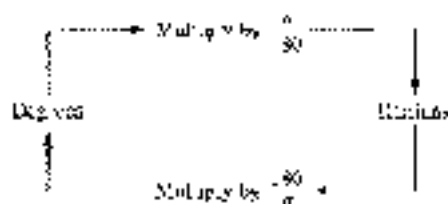
7. There is no value for which  $\cos t = 4$  since the cosine of  $t$  lies in the interval  $[-1, 1]$ .

8. The arc cut off by 2.5 radians in a circle of radius 4 inches is

$$s = 4(2.5) = 10 \text{ inches}$$

### Radians and Degrees [3.2]

Changing from degrees to radians or from radians to degrees is simply a matter of multiplying by the appropriate conversion factor.



### Circular Functions (Definition III) [3.3]

If  $(x, y)$  is any point on the unit circle, and  $t$  is the distance from  $(1, 0)$  to  $(x, y)$  along the circumference of the unit circle, then

$$\cos t = x$$

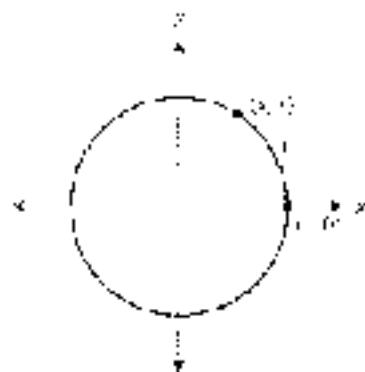
$$\sin t = y$$

$$\sec t = \frac{1}{x} \quad (x \neq 0)$$

$$\csc t = \frac{1}{y} \quad (y \neq 0)$$

$$\tan t = \frac{y}{x} \quad (x \neq 0)$$

$$\cot t = \frac{x}{y} \quad (y \neq 0)$$



### Domain and Range of the Circular Functions [3.3]

Function	Domain	Range
$\cos t$	$(-\infty, \infty)$	$[-1, 1]$
$\sin t$	$(-\infty, \infty)$	$[-1, 1]$
$\tan t$	$t \neq \frac{\pi}{2} + k\pi$	$(-\infty, \infty)$
$\cot t$	$t \neq k\pi$	$(-\infty, \infty)$
$\sec t$	$t \neq k\pi$	$(-\infty, -1] \cup [1, \infty)$
$\csc t$	$t \neq \frac{\pi}{2} + k\pi$	$(-\infty, -1] \cup [1, \infty)$

### Arc Length [3.4]

If  $s$  is the arc cut off by a central angle  $\theta$ , measured in radians, in a circle of radius  $r$ ,

$$s = r\theta$$



7. The area of the sector formed by a central angle of  $2$  radians in a circle of radius  $4$  inches is

$$A = \frac{1}{2}(4^2 \cdot 2) = 8 \text{ in}^2 \text{ each}$$

8. If a wheel moving at a uniform speed in a circle makes  $12$  revolutions every  $4$  seconds, then the linear velocity of the wheel is

$$v = \frac{2\pi \text{ cm}}{1 \text{ sec}} = 4 \text{ cm/sec}$$

9. If a point moving at uniform speed in a circle of radius  $4$  inches makes  $12$  revolutions every  $4$  seconds, then the angular velocity of the point is

$$\omega = \frac{2\pi(12)}{4 \text{ sec}} = \frac{\pi}{1} \text{ rad/sec}$$

- The linear velocity of the same wheel is given by

$$v = 4\left(\frac{\pi}{1}\right) = 4\pi \text{ inches/sec}$$

### Area of a Sector [3.4]

The area of the sector formed by a central angle  $\theta$  in a circle of radius  $r$  is

$$A = \frac{1}{2}r^2\theta$$



where  $\theta$  is measured in radians.

### Linear Velocity [3.5]

If  $P$  is a point on a circle of radius  $r$ , and  $P$  moves a distance  $s$  on the circumference of the circle in an amount of time  $t$ , then the *linear velocity*,  $v$ , of  $P$  is given by the formula

$$v = \frac{s}{t}$$

### Angular Velocity [3.5]

If  $P$  is a point moving with uniform speed in a circle of radius  $r$ , and the line from the center of the circle through  $P$  sweeps out a central angle  $\theta$  in an amount of time  $t$ , then the *angular velocity*,  $\omega$ , of  $P$  is given by the formula

$$\omega = \frac{\theta}{t} \quad \text{where } \theta \text{ is measured in radians}$$

The relationship between linear velocity and angular velocity is given by the formula

$$v = r\omega$$

## CHAPTER 3

## TEST

Name each of the following angles in standard position and then name the reference angle.

1.  $235^\circ$

2.  $225^\circ$

Use a calculator to find each of the following, rounded to four decimal places.

3.  $\sin 320^\circ$

4.  $\cos(-235.7^\circ)$

5.  $\sec 140^\circ 26'$

Use a calculator to find  $\theta$ , to the nearest tenth of a degree, if  $\theta$  is between  $0^\circ$  and  $360^\circ$  and

6.  $\sin \theta = 0.1925$  with  $\theta$  in QII

7.  $\cos \theta = 0.9650$  with  $\theta$  in QII

Give the exact value of each of the following:

8.  $\sin 225^\circ$

9.  $\tan 350^\circ$

10. Convert  $250^\circ$  to radian measure. Write your answer as an exact value.

11. Convert  $7\pi/12$  to degree measure.



Give the exact value of each of the following:

12.  $\cos\left(\frac{3\pi}{4}\right)$

13.  $\sin\frac{5\pi}{6}$

14. It is the distance from  $(1, 0)$  to  $\left(\frac{2}{\sqrt{13}}, \frac{3}{\sqrt{13}}\right)$  along the circumference of the unit circle, find  $\sin t$ ,  $\cos t$ , and  $\tan t$ .

15. Identify the argument of  $\cos 4$ .

16. Use a calculator to approximate  $\cos 3$  to four decimal places.

17. Determine if the statement,  $\sin x = 2$  is possible for some real number  $x$ .

18. Evaluate  $2 \cos\left(3\pi - \frac{\pi}{2}\right)$  when  $x$  is  $\frac{\pi}{3}$ .

19. If  $\theta = 60^\circ$  is a central angle in a circle of radius 6 feet, find the length of the arc cut off by  $\theta$  to the nearest hundredth.

20. If  $\theta = \pi/4$  is a central angle that cuts off an arc length of  $\pi$  centimeters, find the radius of the circle.

21. Find the area of the sector formed by central angle  $\theta = 2.4$  in a circle of radius 3 centimeters.

22. **Distance** A boy is twirling a model airplane on a string 3 feet long. If he twirls the plane at 0.5 revolutions per minute, how far does the plane travel in 2 minutes? Round to the nearest inch.

23. **Area of a Sector** A central angle of 4 radians cuts off an arc of length 8 inches. Find the area of the sector formed.

24. Point  $P$  moves with angular velocity  $\omega = 4$  radians per second on a circle of radius 3 inches. Find the distance  $s$  traveled by the point in 6 seconds.

For each problem below, a point is moving with uniform circular motion on a circle of radius  $r$ . Give your answer in exact form.

25. Find  $\omega$  if  $r = 10$  cm and  $v = 5$  cm/sec.

26. Find  $v$  if  $r = 2$  ft and the point rotates at 20 rpm.

27. **Angular Velocity** A belt connects a pulley of radius 8 centimeters to a pulley of radius 6 centimeters. Each point on the belt is traveling at 34 centimeters per second. Find the angular velocity of each pulley (Figure 4).

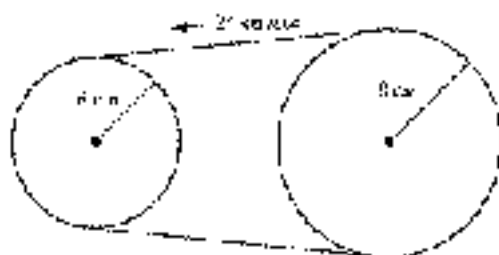




Figure 4

28. **Linear Velocity** A propeller with radius 1.50 feet is rotating at 930 revolutions per minute. Find the linear velocity of the tip of the propeller. Give the exact value and an approximation to three significant digits.

-  29. **Cable Cars** If a 14-foot-dia meter sheave is used to drive a cable car, at what angular velocity must the sheave turn in order for the cable car to travel 11 miles per hour? Give your answer in revolutions per minute. (1 mi = 5,280 ft)
-  30. **Cycling** Roberto Merino is riding in the Vuelta a España. He is using a 210-millimeter-diameter chainring and a 50-millimeter-diameter sprocket with a 700-millimeter-diameter rear wheel (Figure 2). Find his linear velocity if he is pedaling at a rate of 75 revolutions per minute. Give your answer in kilometers per hour to the nearest tenth. (1 km = 1,000,000 mm)

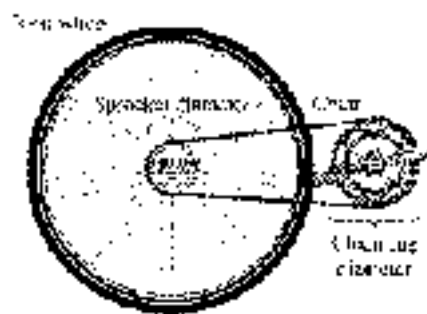


Figure 2

## CHAPTER 5 GROUP PROJECT

### MODELING A DOUBLE FERRIS WHEEL

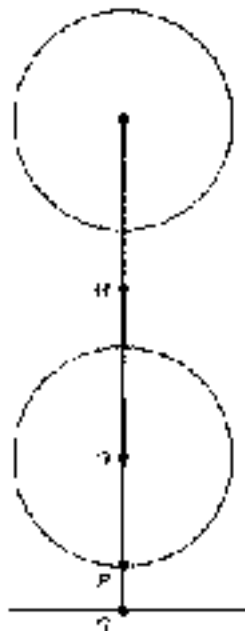


Figure 1

**Objective:** To find a model for the height of a rider on a double Ferris wheel.

In 1939, John Courtney invented the first double Ferris wheel, called a Sky Wheel, consisting of two smaller wheels spinning at the ends of a rotating arm.

For this project, we will model a double Ferris wheel with a 50-foot arm that is spinning at a rate of 3 revolutions per minute in a counterclockwise direction. The center of the arm is 44 feet above the ground. The diameter of each wheel is 32 feet, and the wheels turn at a rate of 3 revolutions per minute in a clockwise direction. A diagram of the situation is shown in Figure 1.  $M$  is the midpoint of the arm, and  $P$  is the center of the lower wheel. Assume the rider is initially at point  $P$  on the wheel.



© 2009 Pearson Education, Inc.

- Determine the lengths of  $MP$ ,  $QP$ , and  $MQ$ .



Figure 2 shows the location of the rider after a short amount of time has passed. The arm has rotated counterclockwise through an angle  $\theta$ , while the wheel has rotated clockwise through an angle  $\phi$  relative to the direction of the arm. Point  $P$  shows the current position of the rider, and the height of the rider is  $h$ .

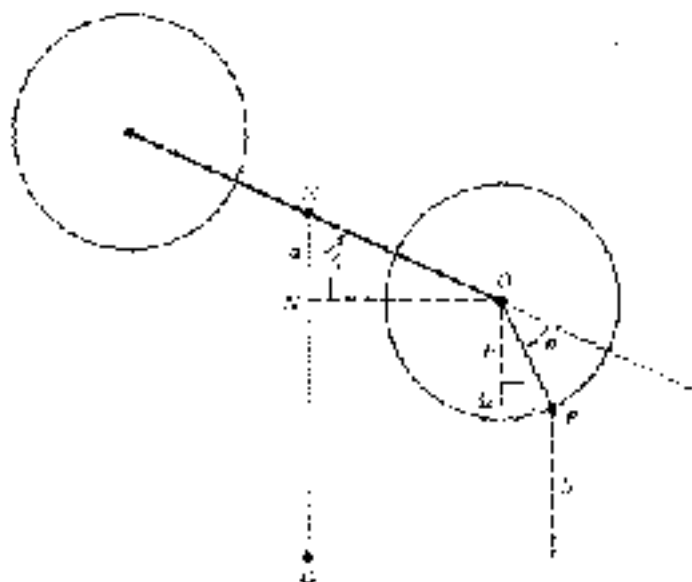


Figure 2

- Find angle  $\angle QOP$  in terms of  $\theta$  and  $\phi$ .
- Use right triangle trigonometry to find lengths  $a$  and  $b$ , and then the height of the rider  $h$ , in terms of  $\theta$  and  $\phi$ .


We know that the angular velocity of the arm is 3 revolutions per minute, and the angular velocity of the wheel is 5 revolutions per minute. The last step is to find the radian measure of angles  $\theta$  and  $\phi$ .

- Let  $t$  be the number of minutes that have passed since the ride began. Use the angular velocities of the arm and wheel to find  $\theta$  and  $\phi$  in radians in terms of  $t$ . Replace  $\theta$  and  $\phi$  in your answer from Step 3 to obtain the height  $h$  as a function of time  $t$  in minutes.
- Use this function to find the following:
  - The height of the rider after 30 seconds have passed.
  - The height of the rider after the arm has completed 5 full revolutions.
  - The height of the rider after the wheel has completed 100 revolutions.
- Graph this function with your graphing calculator. Make sure your calculator is set to radian mode. Use the graph to find the following:
  - The maximum height of the rider.
  - The minimum number of minutes required for the rider to return to their original position (point  $P$  in Figure 2).

## CHAPTER 3 RESEARCH PROJECT

**THE THIRD MAN**

We mentioned in Chapter 2 that the Ferris wheel called the *Riesenrad*, built in Vienna in 1857, is still in operation today. A brochure that gives some statistics associated with the Riesenrad indicates that passengers riding it travel at 2.5 feet per second. The Orson Welles movie *The Third Man* contains a scene in which Orson Welles rides the Riesenrad through one complete revolution. Watch *The Third Man* so you can view the Riesenrad in operation. Then devise a method (using the movie to estimate the angular velocity of the wheel). Give a detailed account of the procedure you use to arrive at your estimate. Finally, use your results either to prove or to disprove the claim that a passenger travels at 2.5 feet per second on the Riesenrad.



© 1990, 1995 by World Book, Inc.

The Riesenrad in Vienna.



## CHAPTER 4

# GRAPHING AND INVERSE FUNCTIONS

*A pair of sheet music represents a piece of music; the music itself is what you get when the notes on the page are being performed on a musical instrument.*

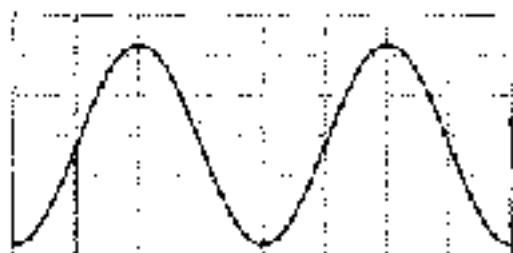
Keith Devlin



Photo: iStockphoto.com

### INTRODUCTION

Trigonometric functions are periodic functions because they repeat all their range values at regular intervals. The riders on the Ferris wheels we have been studying repeat their positions around the wheel periodically as well. That is why trigonometric functions are good models for the motion of a rider on a Ferris wheel. When we use a rectangular coordinate system to plot the distance between the ground and a rider during a ride, we find that the shape of the graph matches exactly the shape of the graph of one of the trigonometric functions.



Once we have modeled the motion of the rider with a trigonometric function, we have a new set of mathematical tools with which to investigate the motion of the rider on the wheel.

### STUDY SKILLS FOR CHAPTER 4

The study skills for this chapter are aimed at you. They are points of view that point toward success.

- 1 **Be Focused, Not Distracted** We have students who begin their assignments by asking themselves, “Why am I taking this class?” If you are asking yourself similar questions, you are distracting yourself from doing the things that will produce the results you want in this course. Don’t dwell on questions and concerns that can be used as excuses for not doing well. If you want to succeed in this course, focus your energy and efforts toward success, rather than distracting yourself from your goals.

Example and Problem Sets throughout the chapter

• Tutorial available on video

▶▶ Tutorial available on line

- Be Resilient:** Don't let setbacks keep you from your goals. You want to get yourself on the road to becoming a person who can succeed in this class, in any college class, during a test, or quiz, or assignment. Don't let these setbacks stop you at all. No one goes through college without some setbacks. Don't let a temporary disappointment keep you from succeeding in this course. A low grade on a test or quiz is simply a signal that some reevaluation of your study habits needs to take place.
- Intend to Succeed:** We always have a few students who simply go through the motions of studying without intending on mastering the material. It is more important to them to look like they are studying than to actually study. You need to study with the intention of being successful in the course. Intend to master the material, no matter what it takes.

Copyright 2010 Cengage Learning. All Rights Reserved. May not be copied, scanned, or duplicated, in whole or in part. WCN 02-200-203

## SECTION 4.1 BASIC GRAPHS

In Section 3.3 we introduced the circular functions, which define the six trigonometric functions as functions of real numbers, and investigated their domains. Now we will sketch the graphs of these functions and determine their ranges.

### The Sine Graph

To graph the function  $y = \sin x$ , we begin by making a table of values of  $x$  and  $y$  that satisfy the equation (Table 1), and then use the information in the table to sketch the graph. To make it easy on ourselves, we will let  $x$  take on values that are multiples of  $\pi/4$ . As an aid in sketching the graph, we will approximate  $1/\sqrt{2}$  with 0.7.

Graphing each ordered pair and then connecting them with a smooth curve, we obtain the graph in Figure 1.

$x$	$y = \sin x$
0	$\sin 0 = 0$
$\frac{\pi}{4}$	$\sin \frac{\pi}{4} = \frac{1}{\sqrt{2}}$
$\frac{\pi}{2}$	$\sin \frac{\pi}{2} = 1$
$\frac{3\pi}{4}$	$\sin \frac{3\pi}{4} = \frac{1}{\sqrt{2}}$
$\pi$	$\sin \pi = 0$
$\frac{5\pi}{4}$	$\sin \frac{5\pi}{4} = -\frac{1}{\sqrt{2}}$
$\frac{3\pi}{2}$	$\sin \frac{3\pi}{2} = -1$
$\frac{7\pi}{4}$	$\sin \frac{7\pi}{4} = -\frac{1}{\sqrt{2}}$
$2\pi$	$\sin 2\pi = 0$

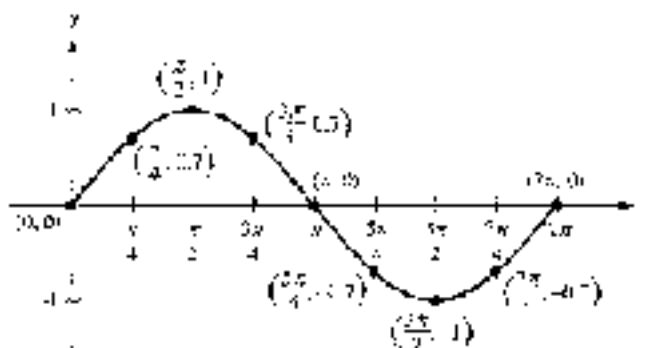


Figure 1

### Graphing $y = \sin x$ Using the Unit Circle

We can also obtain the graph of the sine function by using the unit circle (Definition 11). Figure 2 shows a diagram of the unit circle we introduced earlier in Section 3.2. If the point  $(x, y)$  on the unit circle is found  $t$  units along the circumference of the unit circle, then  $\sin t = y$ . Therefore, if we start at the point  $(1, 0)$  and travel a distance of  $2\pi$  units along the unit circle (a distance of  $2\pi$  units), we can find the value of  $t$  in the equation  $y = \sin t$  by simply keeping track of the  $y$ -coordinates of the points that are  $t$  units from  $(1, 0)$ .



## Extending the Sine Graph

Figures 1 and 3 each show one complete cycle of  $y = \sin x$ . (In Figure 1, we placed  $x = 1$  place of  $\pi$ , but you can see that the graphs are the same.) We can extend the graph of  $y = \sin x$  to the right of  $x = 2\pi$  by realizing that, once we go past  $x = 2\pi$ , we will begin to find angles that are coterminal with the angles between 0 and  $2\pi$ . Because of this, we will start to repeat the values of  $\sin x$ . Likewise, if we let  $x$  take on values to the left of  $x = 0$ , we will simply get the values of  $\sin x$  between 0 and  $2\pi$  in the reverse order. Figure 4 shows the graph of  $y = \sin x$  extended beyond the interval from  $x = 0$  to  $x = 2\pi$ .

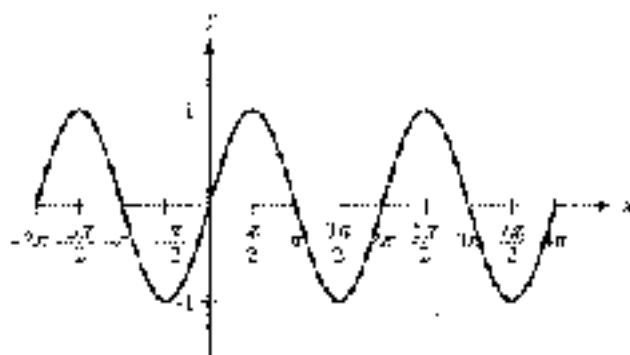


Figure 4

The graph of  $y = \sin x$  never goes above 1 or below  $-1$ , repeats itself every  $2\pi$  units on the  $x$ -axis, and crosses the  $x$ -axis at all multiples of  $\pi$ . This gives rise to the following three definitions.

### DEFINITION PERIOD

For any function  $y = f(x)$ , the smallest positive number  $p$  for which

$$f(x + p) = f(x) \quad \text{for all } x$$

is called the *period* of  $f(x)$ .

*EXAMPLE 1* The period of  $y = \sin x$  is  $2\pi$  because  $\sin(x + 2\pi) = \sin x$  for all  $x$ .

In the case of  $y = \sin x$ , the period is  $2\pi$  because  $2\pi$  is the smallest positive number for which  $\sin(x + p) = \sin x$  for all  $x$ .

### DEFINITION AMPLITUDE

If the greatest value of  $y$  is  $M$  and the least value of  $y$  is  $m$ , then the *amplitude* of the graph of  $y$  is defined to be

$$A = \frac{1}{2} |M - m|$$

*EXAMPLE 2* The amplitude of the graph of  $y = \sin x$  is 1 because  $\sin x$  has a maximum value of 1 and a minimum value of  $-1$ .

In the case of  $y = \sin x$ , the amplitude is 1 because

$$\frac{1}{2} |1 - (-1)| = \frac{1}{2} (2) = 1$$



### DEFINITION ZERO

A *zero* of a function  $y = f(x)$  is any domain value  $x = c$  for which  $f(c) = 0$ . If  $c$  is a real number, then  $x = c$  will be an *x*-intercept of the graph of  $y = f(x)$ .

Now Work PROBLEM 19

From the graph of  $y = \sin x$ , we see that the sine function has an infinite number of zeros, which are the values  $x = k\pi$  for any integer  $k$ . These values will be very important later in Chapter 6 when we begin solving equations that involve trigonometric functions.

In Section 3.5 we saw that the domain for the sine function is all real numbers because point  $P$  in Figure 2 must lie on the unit circle, we have

$$-1 \leq y \leq 1 \quad \text{which implies} \quad -1 \leq \sin x \leq 1.$$

This means the sine function has a range of  $[-1, 1]$ . The sine of any angle can only be a value between  $-1$  and  $1$ , inclusive.

## The Cosine Graph

The graph of  $y = \cos x$  has the same general shape as the graph of  $y = \sin x$ .

**EXAMPLE 4** Sketch the graph of  $y = \cos x$ .

**SOLUTION** We can generate the graph by making a table of convenient values of  $y = \cos x$  (Table 2). Plotting points, we obtain the graph shown in Figure 5.

$x$	$y = \cos x$
0	$\cos 0 = 1$
$\frac{\pi}{4}$	$\cos \frac{\pi}{4} = \frac{1}{\sqrt{2}}$
$\frac{\pi}{2}$	$\cos \frac{\pi}{2} = 0$
$\frac{3\pi}{4}$	$\cos \frac{3\pi}{4} = -\frac{1}{\sqrt{2}}$
$\pi$	$\cos \pi = -1$
$\frac{5\pi}{4}$	$\cos \frac{5\pi}{4} = -\frac{1}{\sqrt{2}}$
$\frac{3\pi}{2}$	$\cos \frac{3\pi}{2} = 0$
$\frac{7\pi}{4}$	$\cos \frac{7\pi}{4} = \frac{1}{\sqrt{2}}$
$2\pi$	$\cos 2\pi = 1$

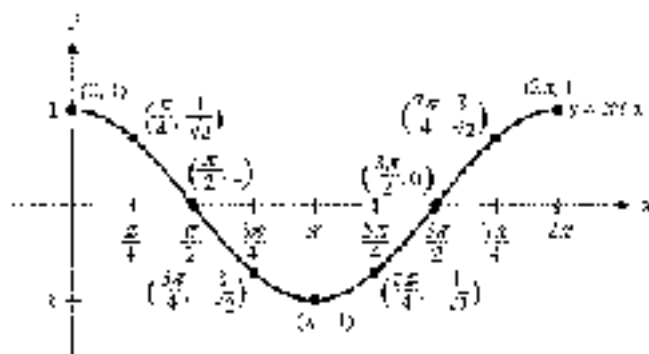
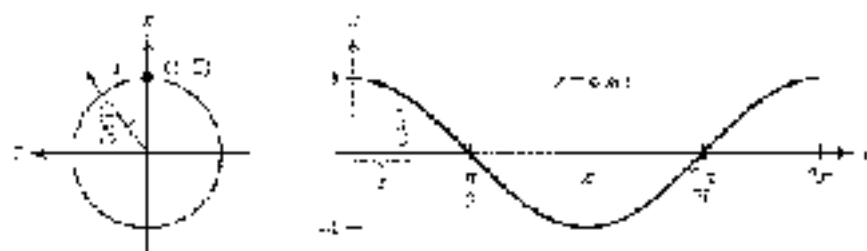


Figure 5

We can generate the graph of the cosine function using the unit circle just as we did for the sine function. By Definition III, if the point  $(x, y)$  is  $r$  units from  $(1, 0)$  along the circumference of the unit circle, then  $\cos t = x$ . We start at the point  $(1, 0)$  and travel  $t$  units around the unit circle, keeping track of the  $x$ -coordinates of the points that are  $t$  units from  $(1, 0)$ . To help visualize how the  $x$ -coordinates generate the

cosine graph, we have rotated the unit circle  $90^\circ$  counterclockwise so that we may represent the arc's estimate as vertical line segments (Figure 6).



Unit circle (Figure 6)

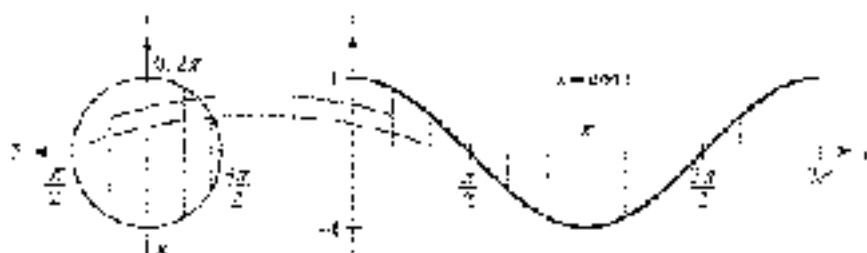


Figure 6

To obtain this graph to the right of  $2\pi$  and to the left of 0, we obtain the graph shown in Figure 7. As this figure indicates, the period, amplitude, and range of the cosine function are the same as for the sine function. The zeros, or x-intercepts, of  $y = \cos x$  are the values  $x = \frac{\pi}{2} + k\pi$  for any integer  $k$ .

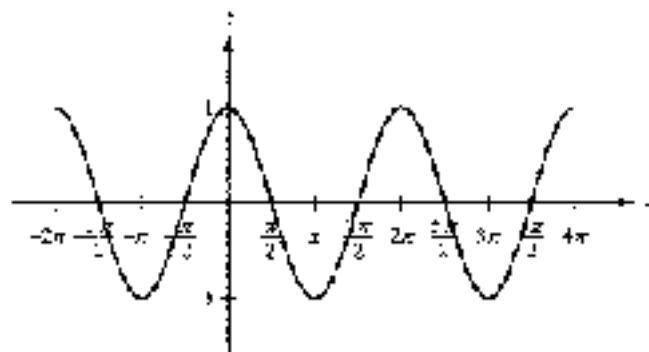


Figure 7

**Calculator Note** To graph one cycle of the sine or cosine function using your graphing calculator in radian mode, define  $Y_1 = \sin(x)$  or  $Y_1 = \cos(x)$  and set your window variables so that

$$0 \leq x \leq 2\pi, \text{ scale} = \pi/2; -1.5 \leq y \leq 1.5$$



To graph either function in degree mode, set your window variables to

$$0 \leq x \leq 360, \text{ scale} = 90; -1.5 \leq y \leq 1.5$$

Figure 8 shows the graph of  $y = \cos x$  in degree mode, with the trace feature being used to observe ordered pairs along the graph.




Figure 8

## The Tangent Graph

Table 5 lists some solutions to the equation  $y = \tan x$  between  $x = 0$  and  $x = \pi$ . From Section 3.3 we know that the tangent function will be undefined at  $x = \pi/2$  because of the division by zero. Figure 9 shows the graph based on the information from Table 5.

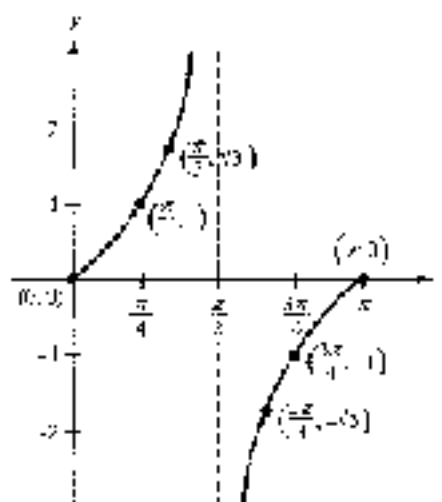


Figure 9

Because  $y = \tan x$  is undefined at  $x = \pi/2$ , there is no point on the graph with an  $x$ -coordinate of  $\pi/2$ . To help us remember this, we have drawn a dotted vertical line through  $x = \pi/2$ . This vertical line is called an asymptote. The graph will never cross or touch this line. If we were to calculate values of  $\tan x$  when  $x$  is very close to  $\pi/2$  (or very close to  $90^\circ$  in degree mode), we would find that  $\tan x$  would become a very large (or very large) for values of  $x$  just to the left of the asymptote and very large (or very large) in the negative direction for values of  $x$  just to the right of the asymptote, as shown in Table 6.

TABLE 5

$x$	$\tan x$
0	0
$\frac{\pi}{4}$	1
$\frac{\pi}{3}$	$\sqrt{3} \approx 1.7$
$\frac{\pi}{2}$	undefined
$\frac{2\pi}{3}$	$-\sqrt{3} \approx -1.7$
$\frac{3\pi}{4}$	-1
$\pi$	0

TABLE 6

$x$	$\tan x$
$89^\circ$	5.0
$89^\circ$	$\approx \pi/3$
$89.9^\circ$	57.3
$89.99^\circ$	2729.6
$90.01^\circ$	-2729.6
$90.1^\circ$	-57.3
$91^\circ$	-5.0

In terms of the unit circle (Definition III), visualize segment  $BP$  in Figure 10a as  $t$  increases from 0 to  $\pi/2$ . When  $t = 0$ ,  $OP$  is horizontal and so  $BP = 0$ . As  $t$  increases,  $BP$  grows in length, getting very large as  $t$  nears  $\pi/2$ . At  $t = \pi/2$ ,  $OP$  is vertical and  $BP$  is no longer defined. The exact reverse happens as  $t$  increases from  $\pi/2$  to  $\pi$ , except that now  $t$  is negative because  $BP$  will be located below the  $x$ -axis (Figure 10b). As  $t$  continues through  $3\pi/2$ , the values of  $\tan t$  will be a repeat of the values we saw in  $QI$ . The same can be said of  $QIV$  and  $QII$ .

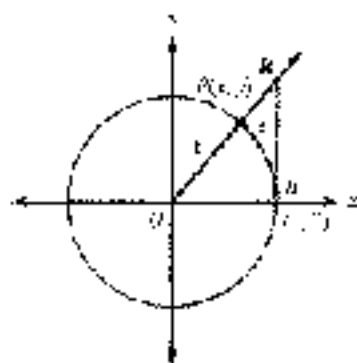


Figure 10a

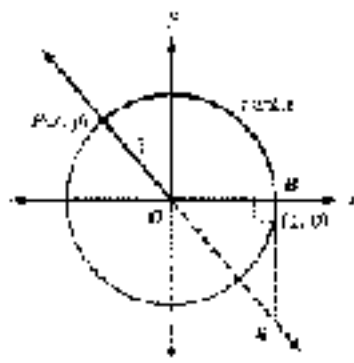


Figure 10b

We can also visualize  $\tan t$  as the slope of  $OP$ . At  $t = 0$ ,  $OP$  is horizontal and the slope is zero. As  $P$  travels around the unit circle through  $QI$ , you can see how  $OP$  gets very steep when  $t$  nears  $\pi/2$ . At  $t = \pi/2$ ,  $OP$  is vertical and the slope is not defined. As  $P$  travels through  $QII$  the slopes are all negative, reaching a zero slope once again at  $t = \pi$ . In  $QIII$  and  $QIV$ , the slope of  $OP$  will simply repeat the values seen in  $QI$  and  $QII$ .

Extending the graph in Figure 9 to the right of  $\pi$  and to the left of 0, we obtain the graph shown in Figure 11. As this figure indicates, the period of  $y = \tan x$  is  $\pi$ . The tangent function has no amplitude, because there is no largest or smallest value of  $y$  on the graph of  $y = \tan x$ . For the same reason, the range of the tangent function is all real numbers. Because  $\tan x = \sin x / \cos x$ , the zeros for the tangent function are the same as for the sine, that is,  $x = k\pi$  for any integer  $k$ . The vertical asymptotes correspond to the zeros of the cosine function, which are  $x = \pi/2 + k\pi$  for any integer  $k$ .

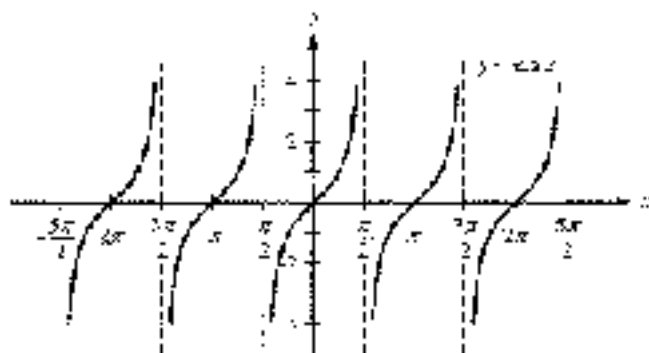


Figure 11





## The Cosecant Graph

Now that we have the graphs of the sine, cosine, and tangent functions, we can use the reciprocal identities to sketch the graph of the remaining three trigonometric functions.

**EXAMPLE 2** Sketch the graph of  $y = \csc x$ .

**SOLUTION** To graph  $y = \csc x$ , we can use the fact that  $\csc x$  is the reciprocal of  $\sin x$ . In Table 5, we use the values of  $\sin x$  from Table 1 and take reciprocals. Filling in with some additional points, we obtain the graph shown in Figure 12.

$x$	$\sin x$	$\csc x = 1/\sin x$
0	0	undefined
$\frac{\pi}{4}$	$\frac{\sqrt{2}}{2}$	$\sqrt{2} \approx 1.4$
$\frac{\pi}{2}$	1	1
$\frac{3\pi}{4}$	$\frac{\sqrt{2}}{2}$	$\sqrt{2} \approx 1.4$
$\pi$	0	undefined
$\frac{5\pi}{4}$	$-\frac{\sqrt{2}}{2}$	$-\sqrt{2} \approx -1.4$
$\frac{3\pi}{2}$	-1	-1
$\frac{7\pi}{4}$	$-\frac{\sqrt{2}}{2}$	$-\sqrt{2} \approx -1.4$
$2\pi$	0	undefined

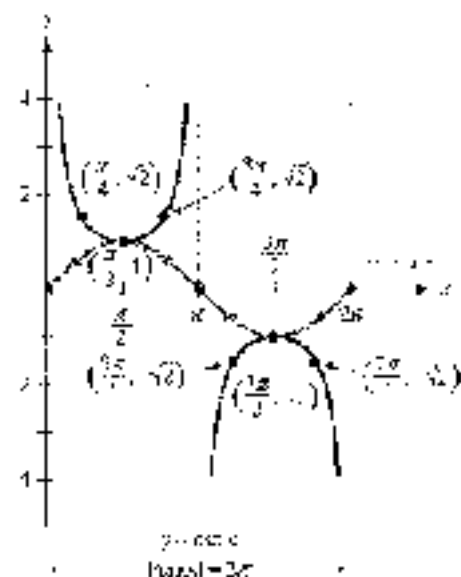


Figure 12

As you can see in Figure 12, the reciprocals of 1 and  $-1$  are themselves, so these points are common to both the graphs of the sine and cosecant functions. When  $\sin x$  is close to 1 or  $-1$ , so is  $\csc x$ . When  $\sin x$  is close to  $\pm\pi$ ,  $\csc x$  will be a very large positive or negative number. The cosecant function will be undefined whenever the sine function is zero, so that  $y = \csc x$  has vertical asymptotes at the values  $x = k\pi$  for any integer  $k$ .

Because  $y = \sin x$  repeats every  $2\pi$ , so do the reciprocals of  $\sin x$ , so the period of  $y = \csc x$  is  $2\pi$ . As was the case with  $y = \tan x$ , there is no amplitude. The range of  $y = \csc x$  is  $y \leq -1$  or  $y \geq 1$ , or in interval notation,  $(-\infty, -1] \cup [1, \infty)$ . The cosecant function has no zeros, because  $y$  can't ever be equal to zero. Notice in Figure 12 that the graph of  $y = \csc x$  never crosses the  $x$ -axis.

### USING TECHNOLOGY

Work Problem 11 in Problems 11–16.

When graphing a function with vertical asymptotes, such as  $y = \csc x$ , we must be careful, how we interpret what the graphing calculator shows us. For example, liming




Figure 13



Figure 14

defined  $Y_1 = 1/\sin(x)$ . Figure 13 shows the graph of one cycle of this function in radians mode with the window variables set so that

$$0 \leq x \leq 2\pi, \text{ scale} = \pi/2; -4 \leq y \leq 4$$

and Figure 14 shows the same graph in degree mode with window settings

$$0 \leq x \leq 360, \text{ scale} = 30; -4 \leq y \leq 4$$

Because the calculator graphs a function by plotting points and connecting them, the vertical lines seen in Figure 13 will sometimes appear where no asymptote exists. We just need to remember that this line is not part of the graph of the cosecant function, as Figure 14 indicates. To make sure that these artificial lines do not appear in the graph, we can graph the function in dot mode or with the dot style, as illustrated in Figure 15.

FIGURE 15: Graph of  $y = 1/\sin(x)$  in dot mode with the window settings  $0 \leq x \leq 2\pi$ ,  $\text{scale} = \pi/2$ ,  $-4 \leq y \leq 4$ .

## The Cotangent and Secant Graphs

**T-Profile:** Set 4, 1, you will be asked to graph  $y = \cot x$  and  $y = \sec x$ . These graphs are shown in Figures 16 and 17 for reference.

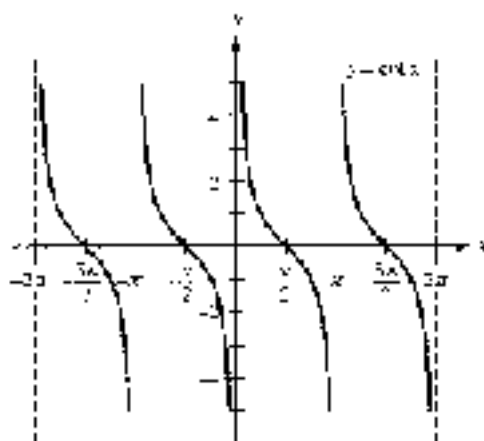


Figure 16

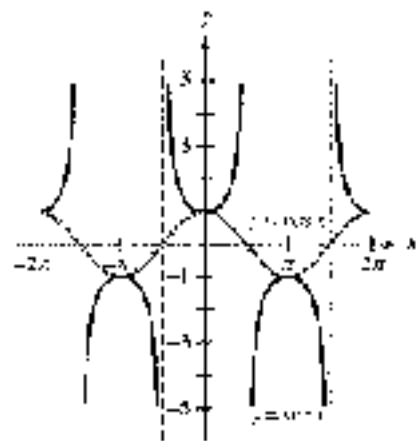


Figure 17

Table 6.1 is a summary of the important facts associated with the graphs of our trigonometric functions. Each graph shows one cycle for the corresponding function, which we will refer to as the *basic cycle*. Keep in mind that all of these graphs repeat indefinitely to the left and to the right.


**TABLE 4.1** Graphs of the Trigonometric Functions

 (Assume  $k$  is any integer)

<p style="text-align: center;"><math>y = \sin x</math></p>	<p style="text-align: center;"><math>y = \cos x</math></p>
Domain: All real numbers Range: $-1 \leq y \leq 1$ Amplitude: 1 Period: $2\pi$ Zeros: $x = k\pi$	Domain: All real numbers Range: $-1 \leq y \leq 1$ Amplitude: 1 Period: $2\pi$ Zeros: $x = \frac{\pi}{2} + k\pi$
<p style="text-align: center;"><math>y = \tan x</math></p>	<p style="text-align: center;"><math>y = \cot x</math></p>
Domain: All reals $x \neq \frac{\pi}{2} + k\pi$ Range: All real numbers Amplitude: Not defined Period: $\pi$ Zeros: $x = k\pi$ Asymptotes: $x = \frac{\pi}{2} + k\pi$	Domain: All reals $x \neq k\pi$ Range: All real numbers Amplitude: Not defined Period: $\pi$ Zeros: $x = \frac{\pi}{2} + k\pi$ Asymptotes: $x = k\pi$
<p style="text-align: center;"><math>y = \sec x</math></p>	<p style="text-align: center;"><math>y = \csc x</math></p>
Domain: All reals $x \neq k\pi$ Range: $y \leq -1$ or $y \geq 1$ Amplitude: Not defined Period: $2\pi$ Zeros: None Asymptotes: $x = k\pi$	Domain: All reals $x \neq \frac{\pi}{2} + k\pi$ Range: $y \leq -1$ or $y \geq 1$ Amplitude: Not defined Period: $2\pi$ Zeros: None Asymptotes: $x = \frac{\pi}{2} + k\pi$

**Note:** Some instructors prefer to define the basic cycle for the tangent function to be  $(-\pi/2, \pi/2)$ , as shown in Figure 18. This allows the graph of a cycle to be drawn as a single, unbroken curve.

We have chosen to define the basic cycle over the interval  $[0, \pi]$ , which will allow us to graph all six trigonometric functions using a consistent approach.

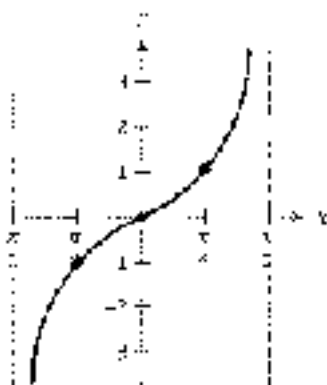


Figure 18

## Even and Odd Functions

Recall from algebra the definitions of even and odd functions.

### DEFINITION

An *even function* is a function for which

$$f(-x) = f(x) \text{ for all } x \text{ in the domain of } f.$$

The graph of an even function is symmetric about the  $y$ -axis.

EXAMPLE 1 Graphing an even function:  $f(x) = x^2 + 3$ . The graph of  $f(x) = x^2 + 3$  is shown in Figure 19.

An even function is a function for which replacing  $x$  with  $-x$  leaves the expression that defines the function unchanged. If a function is even, then every point the point  $(x, y)$  is on the graph, so is the point  $(-x, y)$ . The function  $f(x) = x^2 + 3$  is an even function because

$$\begin{aligned} f(-x) &= (-x)^2 + 3 \\ &= x^2 + 3 \\ &= f(x) \end{aligned}$$

### DEFINITION

An *odd function* is a function for which

$$f(-x) = -f(x) \text{ for all } x \text{ in the domain of } f.$$

The graph of an odd function is symmetric about the origin.

EXAMPLE 2 Graphing an odd function:  $f(x) = x^3 - 2x$ . The graph of  $f(x) = x^3 - 2x$  is shown in Figure 20.



An odd function is a function for which replacing  $x$  with  $-x$  changes the sign of the expression that defines the function. If a function is odd, then every time the point  $(x, y)$  is on the graph, so is the point  $(-x, -y)$ . The function  $f(x) = x^3$  is an odd function because

$$\begin{aligned} f(-x) &= (-x)^3 = (-x) \\ &= -x^3 = -f(x) \\ &= -(-x^3) \\ &= -f(x) \end{aligned}$$

From the unit circle it is apparent that sine is an odd function and cosine is an even function. To begin to see this, take  $\pi/6$  and  $-\pi/6$  ( $-\pi/6$  is coterminal with  $11\pi/6$ ) on the unit circle and notice that

$$\cos\left(-\frac{\pi}{6}\right) = \frac{\sqrt{3}}{2} = \cos\frac{\pi}{6}$$

and

$$\sin\left(-\frac{\pi}{6}\right) = -\frac{1}{2} = -\sin\frac{\pi}{6}$$

We can generalize this result by drawing an angle  $\theta$  and its opposite  $-\theta$  in standard position, and then labeling the points where their terminal sides intersect the unit circle with  $(x, y)$  and  $(x, -y)$ , respectively. (Can you see from Figure 19 why we label these two points in this way? That is, does it make sense that if  $(x, y)$  is on the terminal side of  $\theta$ , then  $(x, -y)$  must be on the terminal side of  $-\theta$ ?)

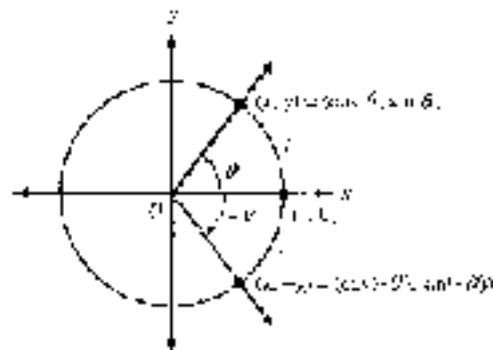


Figure 19

On the unit circle,  $\cos \theta = x$  and  $\sin \theta = y$ , so we have

$$\cos(-\theta) = x = \cos \theta$$

indicating that cosine is an even function and

$$\sin(-\theta) = -y = -\sin \theta$$

indicating that sine is an odd function.

Now that we have established that sine is an odd function and cosine is an even function, we can use multiplication and reciprocal identities to find whether of the other trigonometric functions are even and which are odd. From the 3-4-5 right triangle, this is clear for the reciprocal functions.

**EXAMPLE 3** Show that cosecant is an odd function.

**SOLUTION** We begin by proving that  $\csc(-\theta) = -\csc \theta$ . (That is, we must turn  $\csc(-\theta)$  into  $-\csc \theta$ . Here is how it goes.)

$$\begin{aligned}\csc(-\theta) &= \frac{1}{\sin(-\theta)} && \text{Reciprocal identity} \\ &= \frac{1}{-\sin \theta} && \text{Sine is an odd function} \\ &= -\frac{1}{\sin \theta} && \text{Algebra} \\ &= -\csc \theta && \text{Reciprocal identity}\end{aligned}$$

Because the sine function is odd, we can see in Figure 6 that the graph of  $y = \sin x$  is symmetric about the origin. On the other hand, the cosine function is even, so the graph of  $y = \cos x$  is symmetric about the  $y$ -axis as can be seen in Figure 7. We summarize the nature of all six trigonometric functions for easy reference.

Even Functions	Odd Functions
$y = \cos x, y = \sec x$	$y = \sin x, y = \csc x$
$y = \tan x, y = \cot x$	$y = \tan x, y = \cot x$
Graphs are symmetric about the $y$ -axis	Graphs are symmetric about the origin

**EXAMPLE 4** Use the even and odd function relationships to find exact values for each of the following.

a.  $\sin(-60^\circ)$       b.  $\cos\left(-\frac{2\pi}{3}\right)$       c.  $\csc(-225^\circ)$

**SOLUTION**

a.  $\sin(-60^\circ) = -\sin 60^\circ$       Sine is an odd function.  
 $= -\frac{\sqrt{3}}{2}$       Unit circle.

b.  $\cos\left(-\frac{2\pi}{3}\right) = \cos\left(\frac{2\pi}{3}\right)$       Cosine is an even function.  
 $= \frac{1}{2}$       Unit circle.

c.  $\csc(-225^\circ) = \frac{1}{\sin(-225^\circ)}$       Reciprocal identity.  
 $= \frac{1}{\sin 225^\circ}$       Sine is an odd function.  
 $= \frac{1}{-(-\sqrt{2}/2)}$       Unit circle.  
 $= \sqrt{2}$



### GETTING READY TO CLASS

After reading through the preceding section, respond in your own words and in complete sentences.

- How do we use the unit circle to graph the function  $y = \sin x$ ?
- What is the period of a function?
- What is the definition of an even function?
- What type of symmetry will the graph of an odd function have?

### PROBLEM SET 4.1

Make a table of values for Problems 1 through 6 using multiples of  $\pi/6$  for  $x$ . Then use the entries in the table to sketch the graph of each function for  $x$  between 0 and  $2\pi$ .

1.  $y = \cos x$       2.  $y = \cot x$       3.  $y = \csc x$       4.  $y = \sin x$   
 5.  $y = \tan x$       6.  $y = \sec x$

Sketch the graphs of each of the following between  $x = -4\pi$  and  $x = 4\pi$  by extending the graphs you made in Problems 1 through 6:

7.  $y = \cos x$       8.  $y = \cot x$       9.  $y = \csc x$       10.  $y = \sin x$   
 11.  $y = \tan x$       12.  $y = \sec x$

Use the graphs you made in Problems 1 through 6 to find all values of  $x$ ,  $0 \leq x \leq 2\pi$ , for which the following are true:

13.  $\cos x = 0$       14.  $\sin x = 0$       15.  $\sin x = 1$       16.  $\cos x = 1$   
 17.  $\tan x = 0$       18.  $\cot x = 0$       19.  $\csc x = 1$       20.  $\sec x = 1$   
 21.  $\tan x$  is undefined      22.  $\csc x$  is undefined  
 23.  $\cos x$  is undefined      24.  $\sec x$  is undefined

Use the unit circle and the fact that cosine is an even function to find each of the following:

25.  $\cos(-60^\circ)$       26.  $\cos(-30^\circ)$   
 27.  $\cos\left(-\frac{5\pi}{6}\right)$       28.  $\cos\left(-\frac{4\pi}{3}\right)$

Use the unit circle and the fact that sine is an odd function to find each of the following:

29.  $\sin(-30^\circ)$       30.  $\sin(-90^\circ)$   
 31.  $\sin\left(-\frac{3\pi}{4}\right)$       32.  $\sin\left(-\frac{7\pi}{4}\right)$   
 33. If  $\sin \theta = -1/3$ , find  $\sin(-\theta)$ .      34. If  $\cos \theta = -1/3$ , find  $\cos(-\theta)$ .

Make a diagram of the unit circle with an angle  $\theta$  in QI and its supplement  $180^\circ - \theta$  in QII. Let  $P$  be the point on the terminal side of  $\theta$  and the unit circle with  $(x, y)$  and the point on the terminal side of  $180^\circ - \theta$  and the unit circle with  $(-x, y)$ . Use the diagram to show that

35.  $\sin(180^\circ - \theta) = \sin \theta$   
 36.  $\cos(180^\circ - \theta) = -\cos \theta$

37. Show that tangent is an odd function.  
38. Show that cotangent is an odd function.

Prove each identity.

- ▶ 39.  $\sin(-\theta) \cos(-\theta) = \cos \theta$       40.  $\cos(-\theta) \tan \theta = \sin \theta$   
41.  $\sin(-\theta) \sec(-\theta) \csc(-\theta) = 1$       42.  $\cos(-\theta) \sec(-\theta) \tan(-\theta) = 1$   
43.  $\csc \theta = \sin(-\theta) = \frac{\cos^2 \theta}{\sin \theta}$       44.  $\sec \theta = \cos(-\theta) = \frac{\sin^2 \theta}{\cos \theta}$

REVIEW PROBLEMS

The problems that follow review material we covered in Sections 4.5 and 3.2.

Prove the following identities.

45.  $\cos \theta \tan \theta = \sin \theta$       46.  $\sin \theta \tan \theta = \cos \theta - \sec \theta$   
47.  $(1 - \sin \theta)(1 + \sin \theta) = \cos^2 \theta$       48.  $\sin \theta + \cos \theta)^2 = 1 + 2 \sin \theta \cos \theta$

Write each of the following in degrees.

49.  $\frac{\pi}{7}$       50.  $\frac{\pi}{6}$       51.  $\frac{\pi}{2}$       52.  $\frac{\pi}{2}$   
53.  $\frac{3\pi}{3}$       54.  $\frac{5\pi}{3}$       55.  $\frac{11\pi}{6}$       56.  $\frac{7\pi}{6}$

EXTENDING THE CONCEPTS

Problems 57 through 60 will help prepare you for the next section.

- ▶ Use your graphing calculator to graph each family of functions for  $-2\pi \leq x \leq 2\pi$  together on a single coordinate system. (Make sure your calculator is set to radian mode.) What effect does the value of  $A$  have on the graph?

57.  $y = A \sin x$  for  $A = 1, 2, 3$       58.  $y = A \sin x$  for  $A = 1, \frac{1}{2}, \frac{1}{3}$   
59.  $y = A \cos x$  for  $A = 1, 0.5, 0.2$       60.  $y = A \cos x$  for  $A = 1, \frac{1}{2}, \frac{1}{3}$

- ▶ Use your graphing calculator to graph each pair of functions for  $-2\pi \leq x \leq 2\pi$  together on a single coordinate system. (Make sure your calculator is set to radian mode.) What effect does the negative sign have on the graph?

61.  $y = 3 \sin x, y = -3 \sin x$       62.  $y = 4 \cos x, y = -4 \cos x$

- ▶ Use your graphing calculator to graph each pair of functions for  $0 \leq x \leq 4\pi$ . (Make sure your calculator is set to radian mode.) What effect does the value of  $H$  have on the graph?

63.  $y = \sin Hx$  for  $H = 1, 2$       64.  $y = \sin Hx$  for  $H = 1, \frac{1}{2}$   
65.  $y = \cos Hx$  for  $H = 1, 2$       66.  $y = \cos Hx$  for  $H = 1, \frac{1}{2}$

## SECTION 4.2 AMPLITUDE, REFLECTION, AND PERIOD

In Section 4.1, the graphs of  $y = \sin x$  and  $y = \cos x$  were shown to have an amplitude of 1 and a period of  $2\pi$ . In this section, we will extend our work with these two functions by considering what happens to the graph when we allow for a coefficient with a trigonometric function.





## Amplitude

First, we will consider the effect that multiplying a trigonometric function by a numerical factor has on the graph.

**EXAMPLE 1** Sketch the graph of  $y = 2 \sin x$  for  $0 \leq x \leq 2\pi$ .

**SOLUTION** The coefficient 2 on the right side of the equation will simply multiply each value of  $\sin x$  by a factor of 2. Therefore, the values of  $y$  in  $y = 2 \sin x$  should all be twice the corresponding values of  $y$  in  $y = \sin x$ . Table 1 contains some values for  $y = 2 \sin x$ .

$x$	$y = 2 \sin x$	$(x, y)$
0	$y = 2 \sin 0 = 2(0) = 0$	$(0, 0)$
$\frac{\pi}{2}$	$y = 2 \sin \frac{\pi}{2} = 2(1) = 2$	$(\frac{\pi}{2}, 2)$
$\pi$	$y = 2 \sin \pi = 2(0) = 0$	$(\pi, 0)$
$\frac{3\pi}{2}$	$y = 2 \sin \frac{3\pi}{2} = 2(-1) = -2$	$(\frac{3\pi}{2}, -2)$
$2\pi$	$y = 2 \sin 2\pi = 2(0) = 0$	$(2\pi, 0)$

Figure 1 shows the graphs of  $y = \sin x$  and  $y = 2 \sin x$ . (We are including the graph of  $y = \sin x$  simply for reference and comparison. With both graphs, look at it; it is easier to see what change is brought about by the coefficient 2.)

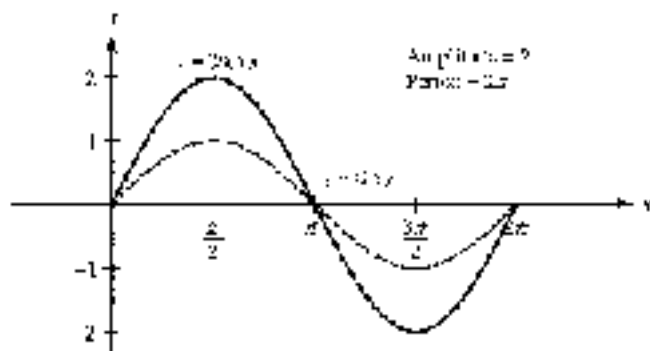


Figure 1

The coefficient 2 in  $y = 2 \sin x$  changes the amplitude from 1 to 2 but does not affect the period. That is, we can think of the graph of  $y = 2 \sin x$  as if it were the graph of  $y = \sin x$  with the amplitude extended to 2 instead of 1. Observe that the range has shifted from  $[-1, 1]$  to  $[-2, 2]$ . ■

**EXAMPLE 2** Sketch one complete cycle of the graph of  $y = \frac{1}{2} \cos x$ .

**SOLUTION** Table 2 gives us some points on the curve  $y = \frac{1}{2} \cos x$ . Figure 2 shows the graphs of both  $y = \frac{1}{2} \cos x$  and  $y = \cos x$  on the same set of axes. (Our  $x$  is  $0 \leq x \leq 2\pi$ .)

$x$	$y = \frac{1}{2} \cos x$	$(x, y)$
0	$y = \frac{1}{2} \cos 0 = \frac{1}{2}(1) = \frac{1}{2}$	$(0, \frac{1}{2})$
$\frac{\pi}{2}$	$y = \frac{1}{2} \cos \frac{\pi}{2} = \frac{1}{2}(0) = 0$	$(\frac{\pi}{2}, 0)$
$\pi$	$y = \frac{1}{2} \cos \pi = \frac{1}{2}(-1) = -\frac{1}{2}$	$(\pi, -\frac{1}{2})$
$\frac{3\pi}{2}$	$y = \frac{1}{2} \cos \frac{3\pi}{2} = \frac{1}{2}(0) = 0$	$(\frac{3\pi}{2}, 0)$
$2\pi$	$y = \frac{1}{2} \cos 2\pi = \frac{1}{2}(1) = \frac{1}{2}$	$(2\pi, \frac{1}{2})$

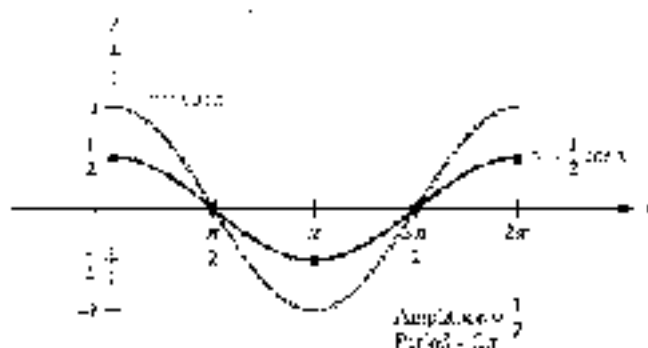


Figure 2

The coefficient  $\frac{1}{2}$  in  $y = \frac{1}{2} \cos x$  determines the amplitude of the graph. The range, which is  $[-\frac{1}{2}, \frac{1}{2}]$ , is now only half as large. ■

#### AMPLITUDE

Generalizing the results of these first two examples, we can say that if  $A > 0$ , then the graphs of  $y = A \cos x$  and  $y = A \sin x$  will have amplitude  $A$  and range  $[-A, A]$ .

Copyright 2010 Cengage Learning. All Rights Reserved. May not be copied, scanned, or duplicated, in whole or in part. WCN 02-200-203

## Reflecting About the $x$ -Axis

In the previous examples we only considered changes to the graph if the coefficient  $A$  was a positive number. To see how a negative value of  $A$  affects the graph, we will consider the function  $y = -2 \cos x$ .

**EXAMPLE 3** Graph  $y = -2 \cos x$ , from  $x = -2\pi$  to  $x = 4\pi$ .

**SOLUTION** Each value of  $y$  on the graph of  $y = -2 \cos x$  will be the opposite of the corresponding value of  $y$  on the graph of  $y = 2 \cos x$ . The result is that the graph of  $y = -2 \cos x$  is the reflection of the graph of  $y = 2 \cos x$  about the  $x$ -axis. Figure 5 shows the extension of one complete cycle of  $y = -2 \cos x$  to the interval  $-2\pi \leq x \leq 4\pi$ .

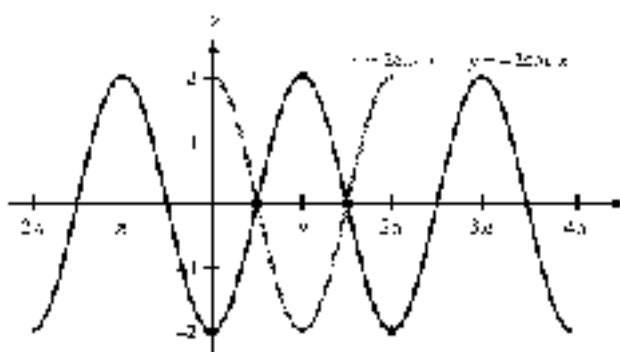


Figure 3

**SUMMARY**

The graphs of  $y = A \sin x$  and  $y = A \cos x$  will be reflected about the  $x$ -axis if  $A < 0$ . The amplitude will be  $|A|$ .

**Period**

Up to this point we have considered the effect that a coefficient, which multiplies the trigonometric function, has on the graph. Now we will investigate what happens if we allow the input variable to have a coefficient. Remember that the input is formally called the argument of the function.

**EXAMPLE 4** Graph  $y = \sin 2x$  for  $0 \leq x \leq 2\pi$ .

**NOTE** Remember that  $\sin 2x$  really means  $\sin(2x)$ . The product  $2x$  is the argument to the sine function.

**SOLUTION** To see how the coefficient 2 in  $y = \sin 2x$  affects the graph, we can make a table in which the values of  $x$  are multiples of  $\pi/4$ . (Multiples of  $\pi/4$  are convenient because the coefficient 2 divides the 4 in  $\pi/4$  exactly.) Table 2 shows the values of  $x$  and  $y$ , while Figure 4 contains the graphs of  $y = \sin x$  and  $y = \sin 2x$ .

**TABLE 2**

$x$	$y = \sin 2x$	$(x, y)$
0	$y = \sin 2 \cdot 0 = \sin 0 = 0$	$(0, 0)$
$\frac{\pi}{4}$	$y = \sin 2 \cdot \frac{\pi}{4} = \sin \frac{\pi}{2} = 1$	$(\frac{\pi}{4}, 1)$
$\frac{\pi}{2}$	$y = \sin 2 \cdot \frac{\pi}{2} = \sin \pi = 0$	$(\frac{\pi}{2}, 0)$
$\frac{3\pi}{4}$	$y = \sin 2 \cdot \frac{3\pi}{4} = \sin \frac{3\pi}{2} = -1$	$(\frac{3\pi}{4}, -1)$
$\pi$	$y = \sin 2 \cdot \pi = \sin 2\pi = 0$	$(\pi, 0)$
$\frac{5\pi}{4}$	$y = \sin 2 \cdot \frac{5\pi}{4} = \sin \frac{5\pi}{2} = 1$	$(\frac{5\pi}{4}, 1)$
$\frac{3\pi}{2}$	$y = \sin 2 \cdot \frac{3\pi}{2} = \sin 3\pi = 0$	$(\frac{3\pi}{2}, 0)$
$\frac{7\pi}{4}$	$y = \sin 2 \cdot \frac{7\pi}{4} = \sin \frac{7\pi}{2} = -1$	$(\frac{7\pi}{4}, -1)$
$2\pi$	$y = \sin 2 \cdot 2\pi = \sin 4\pi = 0$	$(2\pi, 0)$

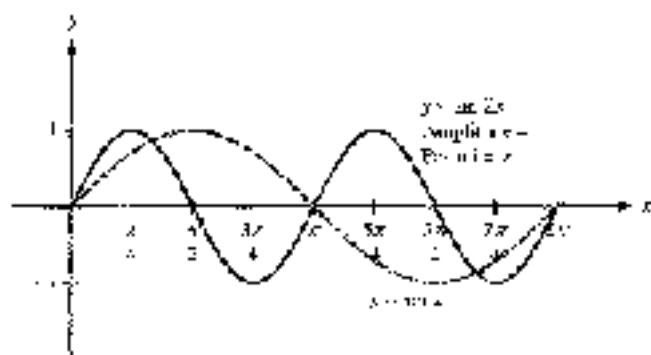


Figure 4

The graph of  $y = \sin 2x$  has a period of  $\pi$ ; it goes through two complete cycles in  $2\pi$  units on the  $x$ -axis. Notice that doubling the argument in the function has the reverse effect of halving the period. This may be surprising at first, but we can see the reason for it by looking at a basic cycle. We know that the sine function completes one cycle when the input value, or argument, varies between 0 and  $2\pi$ .

$$\begin{array}{ll} \text{One cycle:} & 0 \leq \text{argument} \leq 2\pi \\ & 0 \leq 2x \leq 2\pi & \text{The argument is } 2x \\ & 0 \leq x \leq \pi & \text{Divide by 2 to isolate } x \end{array}$$

Because of the factor of 2, the variable  $x$  only needs to reach  $\pi$  to complete one cycle, thus halving the period. ■

**EXAMPLE 5** Graph  $y = \sin 3x$  for  $0 \leq x \leq 2\pi$ .

**SOLUTION** We begin by investigating the effect that the coefficient of 3 in the argument of the sine function will have on one cycle.

$$\begin{array}{ll} \text{One cycle:} & 0 \leq \text{argument} \leq 2\pi \\ & 0 \leq 3x \leq 2\pi & \text{The argument is } 3x \\ & 0 \leq x \leq \frac{2\pi}{3} & \text{Divide by 3 to isolate } x \end{array}$$

The period of the sine function will be considered as long. To aid in sketching the graph, we divide the length of the period, which is  $2\pi/3$ , into 4 intervals of equal width.

$$\frac{2\pi/3}{4} = \frac{1}{4} \cdot \frac{2\pi}{3} = \frac{\pi}{6}$$

Starting with the beginning of the cycle at  $x = 0$ , we mark off the  $x$ -axis every  $\pi/6$  units. The coordinates of these points will be

$$0, \quad 1 \cdot \frac{\pi}{6} = \frac{\pi}{6}, \quad 2 \cdot \frac{\pi}{6} = \frac{\pi}{3}, \quad 3 \cdot \frac{\pi}{6} = \frac{\pi}{2}, \quad 4 \cdot \frac{\pi}{6} = \frac{2\pi}{3}$$

Because we already know the cycle begins at 0 and ends at  $2\pi/3$ , we really only need to compute the middle three values.

Knowing that for the basic sine graph, a cycle begins and ends on the  $x$ -axis, and crosses the  $x$ -axis halfway through, we sketch the graph of  $y = \sin 3x$  as shown in Figure 5. The graph of  $y = \sin x$  is also shown for comparison. Notice that  $y = \sin 3x$  completes three cycles in  $2\pi$  units.

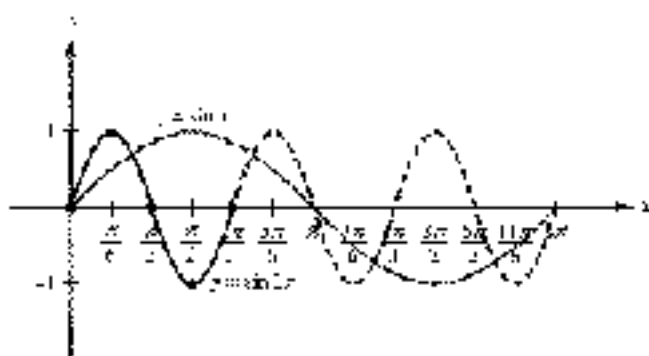


Figure 5

**EXAMPLE 6** Graph one complete cycle of  $y = \cos \frac{1}{2}x$ .

**SOLUTION** As before, we begin by determining the interval that the coefficient of  $\frac{1}{2}$  in the argument of the cosine function will trace one cycle.

$$\text{One cycle: } 0 \leq \text{argument} \leq 2\pi$$

$$0 \leq \frac{1}{2}x \leq 2\pi \quad \text{The argument is } \frac{1}{2}x$$

$$0 \leq x \leq 4\pi \quad \text{Multiply by 2 to isolate } x$$

The period of the cosine function will be twice as long. To aid in sketching the graph, we divide the length of the period,  $4\pi$ , into 4 intervals of equal width.

$$\frac{4\pi}{4} = \pi$$

Starting at  $x = 0$ , we mark off the  $x$ -axis every  $\pi$  units. The coordinates of these points will be  $(0, \pi, 2\pi, 3\pi)$  and  $4\pi$ . Figure 6 shows the graph, along with the graph of  $y = \cos x$  for comparison. Notice that  $y = \cos \frac{1}{2}x$  completes one full cycle in  $2\pi$  units.

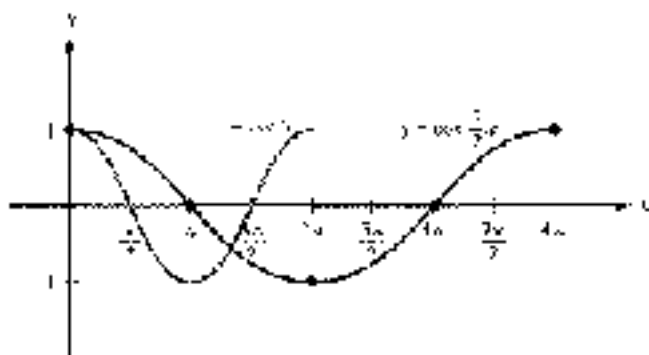


Figure 6

In general, for  $y = \sin Bx$  or  $y = \cos Bx$  to complete one cycle, the product  $Bx$  must vary from 0 to  $2\pi$ . Therefore

$$0 \leq Bx \leq 2\pi \quad \Leftrightarrow \quad 0 \leq x \leq \frac{2\pi}{B}$$

The period will be  $\frac{2\pi}{B}$  units, and the graph will complete  $B$  cycles in  $2\pi$  units. We summarize all of the information gathered from the previous examples as follows.

### AMPLITUDE AND PERIOD FOR SINE AND COSINE

If  $A$  is any real number and  $B > 0$ , then the graphs of  $y = A \sin Bx$  and  $y = A \cos Bx$  will have

$$\text{Amplitude} = |A| \quad \text{and} \quad \text{Period} = \frac{2\pi}{B}$$

FIGURE 6 The graphs of  $y = \sin x$  and  $y = \cos x$  are shown in red, whereas  $y = \sin 2x$  and  $y = \cos 2x$  are shown in blue.

**NOTE** We can also just “insert” the negative out of the argument. The properties of even and odd functions show us to write the functions differently when a negative is involved. For instance, we can write just  $\cos$  instead of  $\cos(-)$  from the argument. That is, a  $-$  in the argument is the same as  $\cos$ .

In the situation where  $A < 0$ , we can use the properties of even and odd functions to rewrite the function so that  $A$  is positive. For example,

$$y = -3 \sin(-2x) \quad \text{is equivalent to } y = 3 \sin(2x) \quad \text{because sine is an odd function.}$$

$$y = -3 \cos(-2x) \quad \text{is equivalent to } y = 3 \cos(2x) \quad \text{because cosine is an even function.}$$

In the next two examples, we use this information about amplitude and period to graph one complete cycle of a sine and cosine curve and then extend these graphs to cover more than the one cycle. We also take this opportunity to introduce a method of drawing the graph by constructing a “frame” for the basic cycle.

**EXAMPLE 4** Graph:  $y = 4 \cos\left(-\frac{2}{3}x\right)$ ,  $x = -\frac{15\pi}{2}$  to  $x = \frac{15\pi}{4}$ .

**SOLUTION** Because cosine is an even function,

$$y = 4 \cos\left(-\frac{2}{3}x\right) = 4 \cos\left(\frac{2}{3}x\right)$$

*Construct a frame.*

The amplitude is 4, so  $-4 \leq y \leq 4$ . We use the amplitude to determine the position of the upper and lower sides of a frame that will act as a bounding for a basic cycle. Next we identify one complete cycle:

$$\begin{aligned} \text{One cycle:} \quad 0 &\leq \frac{2}{3}x \leq 2\pi \\ 0 &\leq \pi \leq 3\pi \quad \text{Multiply by } \frac{3}{2} \text{ to isolate } x. \end{aligned}$$

The endpoints of the cycle gave us the position of the left and right sides of the frame. Figure 7 shows how this is done.

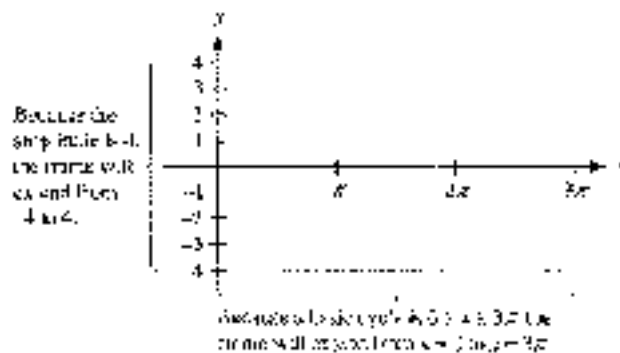


Figure 7



**NOTE** We could also find the period by dividing  $2\pi$  by  $B = \frac{2}{3}$ :

$$\frac{2\pi}{\frac{2}{3}} = \frac{2\pi}{1} = 3\pi$$

The other steps of our graph cycle will be our next approach in the next section.

### Subdivide the Frame

The period is  $3\pi$ . Dividing by 4 gives us  $3\pi/4$ , so we will mark the  $x$ -axis in increments of  $3\pi/4$ . We already know where the cycle begins and ends, so we compute the three middle values:

$$1. \frac{3\pi}{4} = \frac{3\pi}{4}, \quad 2. \frac{2\pi}{1} = \frac{3\pi}{2}, \quad 3. \frac{3\pi}{1} = \frac{9\pi}{4}$$

We divide our frame in Figure 7 into four equal sections, marking the  $x$ -axis accordingly. Figure 8 shows the result.




Figure 8

### Graph One Cycle

Now we use the frame to plot the key points that will define the shape of one complete cycle of the graph, and then draw the graph itself (Figure 9).

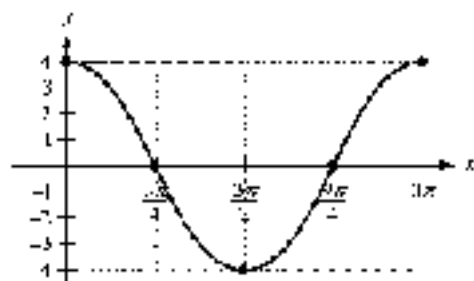


Figure 9

### Extend the Graphs, if Necessary

The original problem asked for the graph on the interval  $-\frac{15\pi}{2} \leq x \leq \frac{15\pi}{2}$ . We can extend the graph to the right by adding  $\frac{3\pi}{4}$  as one quarter of a second cycle. On the left, we add another complete cycle (which takes the graph at  $x = -3\pi$ ) and then add one quarter of a cycle to reach  $x = -\frac{15\pi}{4}$ . The final graph is shown in Figure 10.

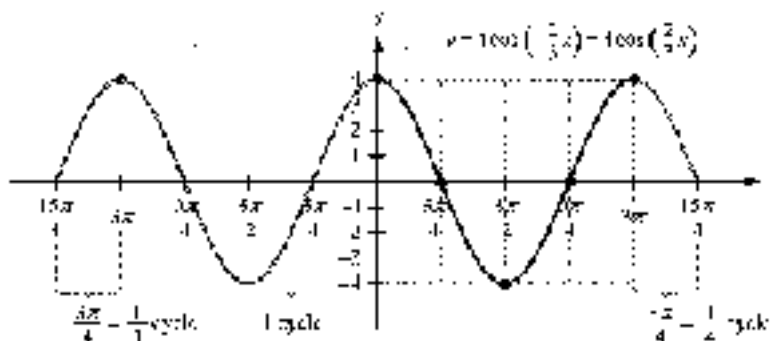


Figure 10

**EXAMPLE 3** Graph  $y = 2 \sin(-\pi x)$  for  $-1.5 \leq x \leq 1.5$ .

**SOLUTION** Because sine is an odd function,

$$y = 2 \sin(-\pi x) = -2 \sin(\pi x)$$

The amplitude is  $-2 = 2$ . The range will be  $-2 \leq y \leq 2$ . Next we identify one complete cycle.

$$\text{One cycle: } 0 \leq \pi x \leq 2\pi$$

$$0 \leq x \leq 2 \quad \text{Divide by } \pi \text{ to isolate } x$$

The period is 2. Dividing this by 2, we will mark the  $x$ -axis every  $\frac{1}{2}$  unit. Figure 11 shows the frame we have constructed for one cycle and the key points. Because of the negative sign, we must remember that the graph will be reflected about the  $x$ -axis.

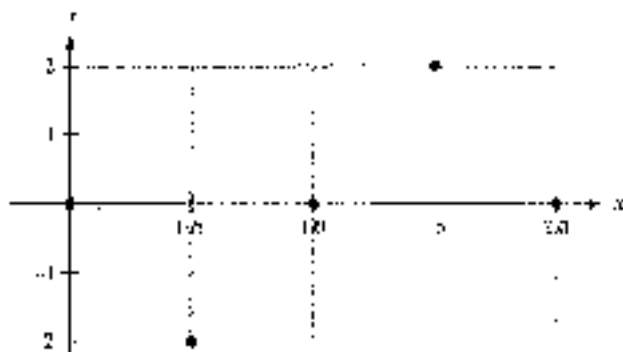


Figure 11

The final graph is shown in Figure 12. We extend the graph to the right by adding the first half of a second (reflected) cycle. On the left, we add another complete cycle (which takes the graph to  $-2$ ), and then add the last half of an additional cycle to reach  $x = 1.5$ .

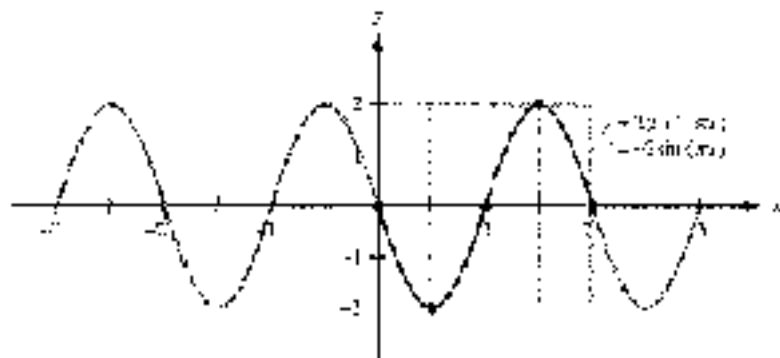


Figure 12





### GETTING READY FOR CLASS

After reading through the preceding section, respond in your own words and in complete sentences.

- How does the graph of  $y = -2 \sin x$  differ from the graph of  $y = \sin x$ ?
- How does the graph of  $y = \sin 2x$  differ from the graph of  $y = \sin x$ ?
- What is the amplitude of  $y = \pi \cos(\pi x)$ ?
- What is the period of  $y = 4 \sin(\pi x)$ ?

### PROBLEM SET 4.2

1. Sketch the graph of  $y = 2 \sin x$  from  $x = 0$  to  $x = 2\pi$  by making a table using multiples of  $\pi/4$  for  $x$ . What is the amplitude of the graph you obtain?
2. Sketch the graph of  $y = \frac{1}{2} \cos x$  from  $x = 0$  to  $x = 2\pi$  by making a table using multiples of  $\pi/4$  for  $x$ . What is the amplitude of the graph you obtain?

Graph one complete cycle of each of the following. In each case, label the axes accurately and identify the amplitude for each graph.

3.  $y = 6 \sin x$       4.  $y = \pi \cos x$       5.  $y = \frac{1}{2} \cos x$   
 6.  $y = \frac{1}{3} \sin x$       7.  $y = -4 \sin x$       8.  $y = -3 \cos x$

9. Make a table using multiples of  $\pi/4$  for  $x$  to sketch the graph of  $y = \sin x$  from  $x = 0$  to  $x = 2\pi$ . After you have obtained the graph, state the number of complete cycles your graph goes through between 0 and  $2\pi$ .

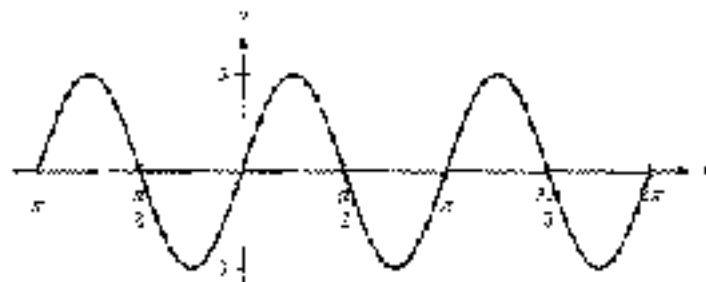
10. Make a table using multiples of  $\pi/4$  for  $x$  to sketch the graph of  $y = \sin x$  from  $x = 0$  to  $x = 2\pi$ . After you have obtained the graph, state the number of complete cycles your graph goes through between 0 and  $2\pi$ .

Graph one complete cycle of each of the following. In each case, label the axes accurately and identify the period for each graph.

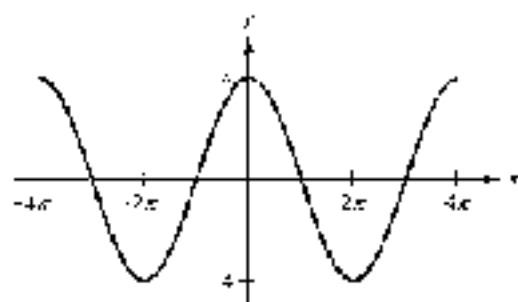
11.  $y = \sin 2x$       12.  $y = \sin \frac{1}{2}x$       13.  $y = \cos \frac{1}{3}x$   
 14.  $y = \cos 3x$       15.  $y = \sin \pi x$       16.  $y = \cos \pi x$   
 17.  $y = \sin \frac{3\pi}{2}x$       18.  $y = \cos \frac{2}{3}x$

Give the amplitude and period of each of the following graphs:

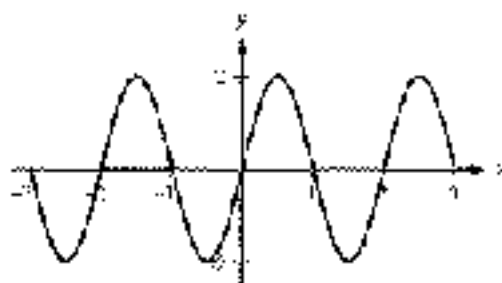
19.



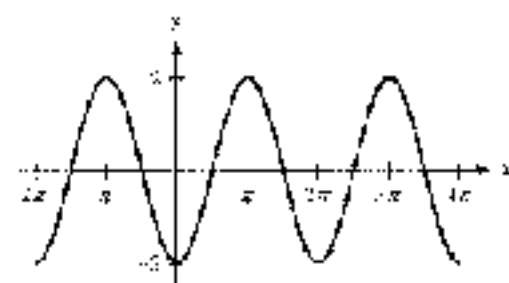
20.



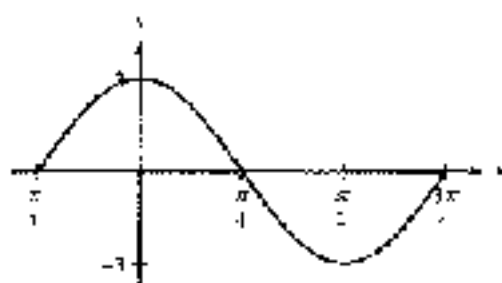
21.



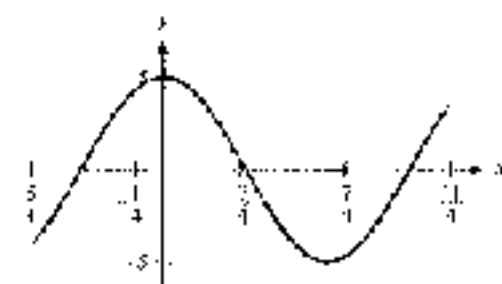
22.



23.



24.





Graph one complete cycle for each of the following. In each case, label the axes so that the amplitude and period are easy to read.

25.  $y = 4 \sin 2x$

26.  $y = 2 \sin 4x$

27.  $y = 3 \sin \frac{1}{2}x$

28.  $y = 2 \sin \frac{1}{3}x$

29.  $y = \frac{1}{2} \cos 3x$

30.  $y = \frac{1}{2} \cos 2x$

31.  $y = -\frac{1}{2} \sin \frac{\pi}{2}x$

32.  $y = -2 \sin \frac{\pi}{2}x$

Graph each of the following over the given interval. Label the axes so that the amplitude and period are easy to read.

33.  $y = 2 \sin \pi x, -4 \leq x \leq 4$

34.  $y = 3 \cos \pi x, -2 \leq x \leq 4$

35.  $y = 3 \sin 2x, \pi \leq x \leq 2\pi$

36.  $y = -3 \sin 2x, -2\pi \leq x \leq 2\pi$

37.  $y = -3 \cos \frac{1}{2}x, -2\pi \leq x \leq 6\pi$

38.  $y = 3 \cos \frac{1}{2}x, -\pi \leq x \leq 4\pi$

39.  $y = -2 \sin(-3x), 0 \leq x \leq 2\pi$

40.  $y = -2 \cos(-3x), 0 \leq x \leq 2\pi$

41. **Electric Current** The current in an alternating circuit varies in intensity with time. If  $I$  represent the intensity of the current and  $t$  represents time, then the relationship between  $I$  and  $t$  is given by

$$I = 20 \sin(120\pi t)$$

where  $I$  is measured in amperes and  $t$  is measured in seconds. Find the maximum value of  $I$  and the time it takes for  $I$  to go through one complete cycle.

42. **Maximum Velocity and Distance** A weight hanging from a spring and set in motion so that it moves up and down continuously. The velocity of the weight at any time  $t$  is given by the equation

$$v = 3.5 \cos(2\pi t)$$

where  $v$  is measured in meters per second, and  $t$  is measured in seconds. Find the maximum velocity of the weight and the amount of time it takes for the weight to move from its lowest position to its highest position.

**Simple Harmonic Motion** Any object or quantity that is moving with a periodic sinusoidal oscillation is said to exhibit *simple harmonic motion*. This motion can be modeled by the trigonometric function

$$y = A \sin(\omega t) \quad \text{or} \quad y = A \cos(\omega t)$$

where  $A$  and  $\omega$  are constants. The constant  $\omega$  is called the *angular frequency*.

43. **Oscillating Spring** A mass attached to a spring oscillates upward and downward. The displacement of the mass from its equilibrium position after  $t$  seconds is given by the function  $d = -1.5 \cos(2\pi t)$ , where  $d$  is measured in centimeters (Figure 3.5).

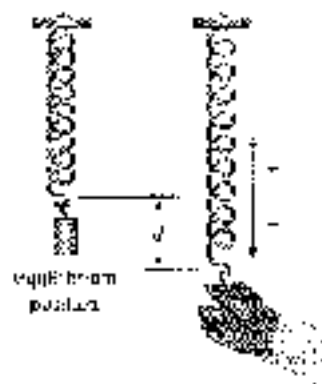


Figure 3.5

- Sketch the graph of this function for  $0 \leq t \leq 5$ .
- What is the furthest distance of the mass from its equilibrium position?
- How long does it take for the mass to complete one oscillation?

- 44. Pendulum** A pendulum swings back and forth. The angular displacement  $\theta$  of the pendulum from its rest position after  $t$  seconds is given by the function  $\theta = 20 \cos(\pi t)$ , where  $\theta$  is measured in degrees (Figure 14).
- Sketch the graph of this function for  $0 \leq t \leq 6$ .
  - What is the maximum angular displacement?
  - How long does it take for the pendulum to complete one oscillation?

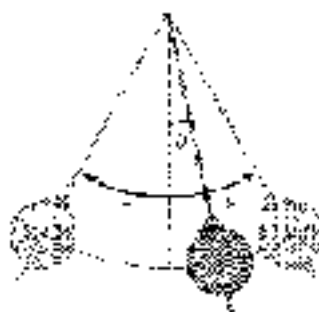


Figure 14

- 45. Alternating Current** In North America, the voltage of the alternating current coming through an electrical outlet can be modeled by the function  $V = 153 \sin(120\pi t)$ , where  $t$  is measured in seconds and  $V$  in volts. Sketch the graph of this function for  $0 \leq t \leq 0.1$ .
- 46. Sound Wave** The oscillations in air pressure representing the sound wave for a tone of the standard pitch of  $A$  can be modeled by the equation  $p = 0.02 \sin(880\pi t)$ , where  $p$  is the sound pressure in pascals after  $t$  seconds. Sketch the graph of this function for  $0 \leq t \leq 0.01$ .

**Frequency** With simple harmonic motion, the reciprocal of the period is called the *frequency*. The frequency, given by

$$f = \frac{1}{\text{period}}$$

represents the number of cycles (or oscillations) that are completed per unit time. The units used to describe frequency are Hertz, where  $1 \text{ Hz} = 1$  cycle per second.

- 47. Alternating Current** In Europe, the voltage of the alternating current coming through an electrical outlet can be modeled by the function  $V = 230 \sin(\omega t)$ , where  $t$  is measured in seconds and  $V$  in volts. What is the frequency of the voltage?
- 48. Sound Wave** The oscillations in air pressure representing the sound wave for a particular musical tone can be modeled by the equation  $p = 0.2 \sin(500\pi t)$ , where  $p$  is the sound pressure in pascals after  $t$  seconds. What is the frequency of the tone?

#### REVIEW PROBLEMS

The problems that follow review material we covered in Section 3.2. Reviewing these problems will help you with the next section.

Evaluate each of the following if  $x$  is  $\pi/2$  and  $y$  is  $\pi/6$ .

49.  $\sin\left(x + \frac{\pi}{2}\right)$

50.  $\sin\left(x - \frac{\pi}{2}\right)$



51.  $\cos\left(y + \frac{\pi}{6}\right)$

52.  $\cos\left(y + \frac{\pi}{5}\right)$

53.  $\sin(x - j)$

54.  $\cos(x - j)$

55.  $\sin(x + \sin y)$

56.  $\cos x + \cos y$

Convert each of the following to radians without using a calculator.

57.  $45^\circ$

58.  $33^\circ$

59.  $60^\circ$

60.  $90^\circ$

61.  $150^\circ$

62.  $300^\circ$

63.  $225^\circ$

64.  $170^\circ$

### EXTENDING THE CONCEPTS

Exercises 65 through 72 will help prepare you for the next section.

- Use your graphing calculator to graph each family of functions for  $-2\pi \leq x \leq 2\pi$  together on a single coordinate system. (Make sure your calculator is set to radian mode.) What effect does the value of  $k$  have on the graph?

65.  $y = k + \sin x$  for  $k = 0, 2, 4$

66.  $y = k + \cos x$  for  $k = 0, \frac{1}{2}, 1$

67.  $y = k + \sin x$  for  $k = 0, -1, -2$

68.  $y = k + \cos x$  for  $k = 0, 1, -1$

- Use your graphing calculator to graph each family of functions for  $-\frac{\pi}{2} \leq x \leq \frac{\pi}{2}$  together on a single coordinate system. (Make sure your calculator is set to radian mode.) What effect does the value of  $b$  have on the graph?

69.  $y = \sin(x - b)$  for  $b = 2, \frac{3}{4}, \frac{1}{2}$

70.  $y = \cos(x - b)$  for  $b = 2, \frac{\pi}{3}, \frac{\pi}{2}$

71.  $y = \sin(x - b)$  for  $b = 2, \frac{\pi}{2}, \frac{3}{2}$

72.  $y = \cos(x - b)$  for  $b = 0, \frac{\pi}{6}, \frac{\pi}{6}$



## SECTION 4.3

## VERTICAL TRANSLATION AND PHASE SHIFT

In the previous section, we considered what happens to the graph when we allow for a coefficient (a multiplier) with a sine or cosine function. We will conclude our study of the graphs of these two functions by investigating the effect caused by inserting a term (that is, adding or subtracting a number) to the equation of the function. As we will see, the addition of a term creates a translation, in which the position, but not shape, of the graph is changed.

## Vertical Translations

Recall from algebra the relationship between the graphs of  $y = x^2$  and  $y = x^2 + 3$ . Figures 1 and 2 show the graphs. The graph of  $y = x^2 + 3$  has the same shape as the graph of  $y = x^2$  but with its vertex (and all other points) moved down three units. If we were to graph  $y = x^2 - 5$ , the graph would have the same shape as the graph of  $y = x^2$ , but it would be moved up two units. In general, the graph of  $y = f(x) + k$  is the graph of  $y = f(x)$  translated  $k$  units vertically. If  $k$  is a positive number, the translation is up. If  $k$  is a negative number, the translation is down.

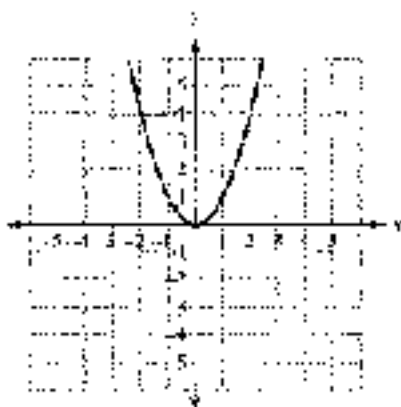


Figure 1

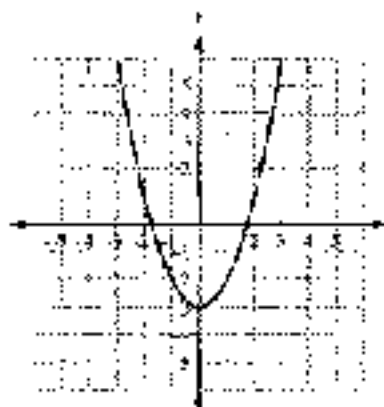


Figure 2

**EXAMPLE 1** Sketch the graph of  $y = -3 - 3 \sin \pi x$ .

**SOLUTION** By rewriting the function with  $y$

$$y = -3 - 2 \sin \pi x = -2 \sin \pi x - 3$$

we see that  $y = -3 - 2 \sin \pi x$  will have a graph that is identical to that of  $y = -2 \sin \pi x$ , except that all points on the graph will be shifted downward three units. Using the result of Example 8 in the previous section, we move every point 3 units downward to obtain the graph shown in Figure 3.

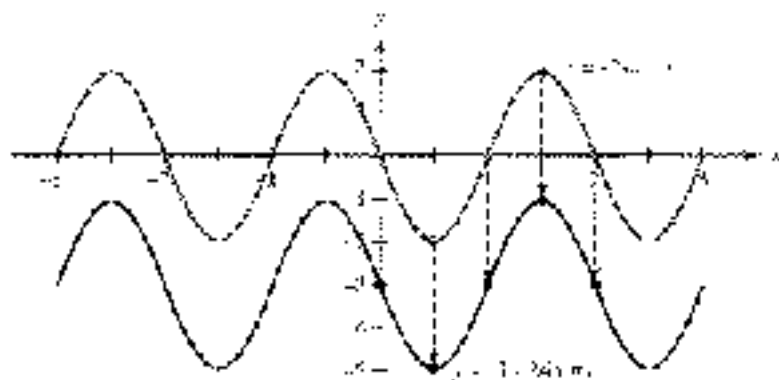


Figure 3

Notice how the vertical translation has changed the range as well. By subtracting 3 units, the original range  $[-2, 2]$  becomes  $[-5, -1]$ . ■



In our next example we show how to graph a trigonometric function involving a vertical translation of  $y$ . Because the sine and cosine functions are periodic about the  $x$ -axis, we can shift the axis first and then sketch the graph as usual.



**EXAMPLE 2** In Example 1 of Section 4.5, we found that the height of a ride on a Ferris wheel was given by the function

$$h = 139 - 25 \cos\left(\frac{\pi}{10}t\right)$$

when  $t$  is the number of minutes from the beginning of a ride. Graph a complete cycle of this function.

**SOLUTION** The term 139 indicates that the cosine graph is translated 139 units upward. We first draw the dashed horizontal line  $h = 139$  to act in place of the  $x$ -axis, and then proceed as normal.

The amplitude is 25, and there is a reflection about the axis due to the negative sign.

$$\text{One cycle: } 0 \leq \frac{\pi}{10}t \leq 2\pi$$

$$t \leq 20$$

$$\text{Multiply by } \frac{10}{\pi}$$

The period is 20. Dividing 20 by 4, we will mark the  $t$ -axis at intervals of 5. Using a rectangle to frame the cycle, we then sketch in the graph as shown in Figure 4. Notice that we measure 125 units above and below the line  $h = 139$  to create the frame and that we must remember to plot points for a cycle that is reflected.

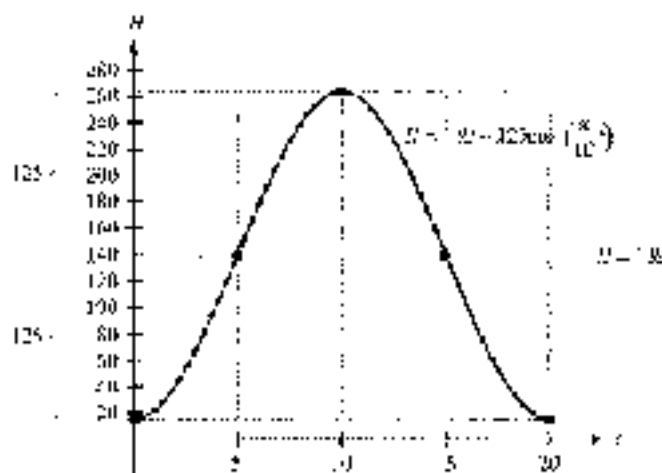


Figure 4

#### SUMMARY

The graphs of  $y = k + \sin t$  and  $y = k + \cos t$  will be translated vertically  $k$  units upward if  $k > 0$ , or  $k$  units downward if  $k < 0$ .

## Phase Shift

If we add a term to the argument of the function, the graph will be translated in a horizontal direction instead of a vertical direction as demonstrated in the next example.

**EXAMPLE 3** Graph  $y = \sin\left(x + \frac{\pi}{2}\right)$ , if  $-\frac{\pi}{2} \leq x \leq \frac{3\pi}{2}$ .

**SOLUTION** Because we have not graphed a equation of this form before, it is a good idea to begin by making a table (Table 1). In this case, multiples of  $\pi/2$  will be the most convenient replacements for  $x$  in the table. Also, if we start with a  $x = -\pi/2$ , our first value of  $y$  will be 0.

$x$	$y = \sin\left(x + \frac{\pi}{2}\right)$	$(x, y)$
$-\frac{\pi}{2}$	$y = \sin\left(-\frac{\pi}{2} + \frac{\pi}{2}\right) = \sin 0 = 0$	$\left(-\frac{\pi}{2}, 0\right)$
0	$y = \sin\left(0 + \frac{\pi}{2}\right) = \sin \frac{\pi}{2} = 1$	$(0, 1)$
$\frac{\pi}{2}$	$y = \sin\left(\frac{\pi}{2} + \frac{\pi}{2}\right) = \sin \pi = 0$	$\left(\frac{\pi}{2}, 0\right)$
$\pi$	$y = \sin\left(\pi + \frac{\pi}{2}\right) = \sin \frac{3\pi}{2} = -1$	$(\pi, -1)$
$\frac{3\pi}{2}$	$y = \sin\left(\frac{3\pi}{2} + \frac{\pi}{2}\right) = \sin 2\pi = 0$	$\left(\frac{3\pi}{2}, 0\right)$

Graphing these points and then drawing the sine curve that connects them gives us the graph of  $y = \sin(x + \pi/2)$ , as shown in Figure 5. Figure 5 also includes the graph of  $y = \sin x$  for reference; we are trying to discover how the graphs of  $y = \sin(x + \pi/2)$  and  $y = \sin x$  differ.

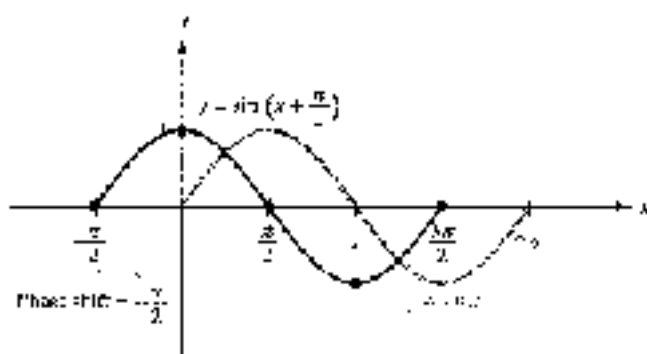


Figure 5

It seems that the graph of  $y = \sin(x + \pi/2)$  is shifted  $\pi/2$  units to the left of the graph of  $y = \sin x$ . We say the graph of  $y = \sin(x + \pi/2)$  has a *phase shift* of  $-\pi/2$ , where the negative sign indicates the shift is to the left (in the negative direction). ■





We can see why the graph was shifted to the left by looking at how the extra term affects a basic cycle of the sine function. We know that the sine function completes one cycle when the initial value of argument varies between 0 and  $2\pi$ .

$$\begin{aligned} \text{One cycle:} \quad 0 \leq \text{argument} \leq 2\pi \\ 0 \leq x + \frac{\pi}{2} \leq 2\pi \quad \text{The argument is } x + \frac{\pi}{2} \\ \frac{\pi}{2} \leq x \leq \frac{3\pi}{2} \quad \text{Subtract } \frac{\pi}{2} \text{ to isolate } x \end{aligned}$$

Notice that a cycle will now begin at  $x = -\pi/2$  instead of at zero, and will end at  $3\pi/2$  instead of  $2\pi$ , which agrees with the graph in Figure 5. The graph has simply shifted  $\pi/2$  units to the left. The phase shift is the value of  $c$  at which the basic cycle begins, which will always be the left value in the above inequality *after  $x$  has been isolated*.

**EXAMPLE 3** Graph one complete cycle of  $y = \cos\left(x - \frac{\pi}{6}\right)$ .

**SOLUTION** There are no additional coefficients present, so the amplitude is 1 and the period is  $2\pi$ . The term in the argument will cause a horizontal translation. We consider a basic cycle:

$$\begin{aligned} \text{One cycle:} \quad 0 \leq x - \frac{\pi}{6} \leq 2\pi \\ \frac{\pi}{6} \leq x \leq \frac{13\pi}{6} \quad \text{Add } \frac{\pi}{6} \text{ to isolate } x \end{aligned}$$

A cycle will begin at  $x = \pi/6$  and end at  $x = 13\pi/6$ . Notice that the period has not changed, because

$$\frac{13\pi}{6} - \frac{\pi}{6} = \frac{12\pi}{6} = 2\pi$$

Multiplying  $2\pi$  by 4, we get  $8\pi$ . To make the  $x$ -axis, we begin at  $x = \pi/6$  and add the results of  $8\pi/3$  as follows:

$$\begin{aligned} \frac{\pi}{6} + \frac{\pi}{2} &= \frac{4\pi}{6} = \frac{2\pi}{3} \\ \frac{2\pi}{3} + 2 \cdot \frac{\pi}{3} &= \frac{\pi}{6} + \pi = \frac{7\pi}{6} \\ \frac{7\pi}{6} + 3 \cdot \frac{\pi}{3} &= \frac{10\pi}{6} = \frac{5\pi}{3} \end{aligned}$$

We draw a frame and then sketch the graph of one complete cycle as shown in Figure 6. You may find it easier to draw the graph if you let each square on your graph paper represent  $\pi/6$  units in the horizontal direction. Then each tick mark on the  $x$ -axis of Figure 6 corresponds to one square on your paper.

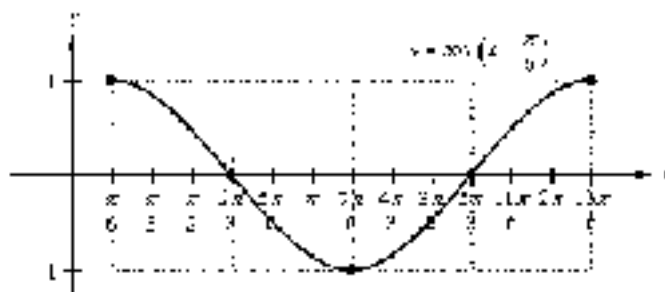


Figure 6

**SUMMARY**

The graphs of  $y = \sin(x + h)$  and  $y = \cos(x + h)$  will be translated horizontally  $h$  units to the right if  $h > 0$ , or  $h$  units to the left if  $h < 0$ . The value of  $h$  is called the phase shift.

Next we look at an example that involves a combination of a period change and a phase shift.

**EXAMPLE 5** Graph  $y = 4 \cos\left(2x - \frac{3\pi}{2}\right)$  for  $0 \leq x \leq 2\pi$ .

**SOLUTION** The amplitude is 4. There is no vertical translation because no number has been added to or subtracted from the cosine function. We determine the period and phase shift from a basic cycle.

$$\begin{array}{l} \text{One cycle} \quad 0 \leq 2x - \frac{3\pi}{2} \leq 2\pi \\ \frac{3\pi}{2} \leq 2x \leq \frac{7\pi}{2} \quad \text{Add } \frac{3\pi}{2} \text{ first} \\ \frac{3\pi}{4} \leq x \leq \frac{7\pi}{4} \quad \text{Divide by 2} \end{array}$$

A cycle will begin at  $x = 3\pi/4$ , so the phase shift is  $3\pi/4$ . To find the period, we can subtract the left and right endpoints of the cycle.

$$\text{Period} = \frac{7\pi}{4} - \frac{3\pi}{4} = \frac{4\pi}{4} = \pi$$

or, equivalently, divide  $2\pi$  by  $B = 2$ .

$$\text{Period} = \frac{2\pi}{B} = \frac{2\pi}{2} = \pi$$

Dividing the period by 4 gives us  $\pi/4$ . To mark the  $x$ -axis, we begin at  $x = 3\pi/4$  and add increments of  $\pi/4$  as follows:

$$\begin{aligned} \frac{3\pi}{4} + \frac{\pi}{4} &= \frac{4\pi}{4} = \pi & \frac{3\pi}{4} + 2 \cdot \frac{\pi}{4} &= \frac{5\pi}{4} \\ \frac{3\pi}{4} + 3 \cdot \frac{\pi}{4} &= \frac{6\pi}{4} = \frac{3\pi}{2} \end{aligned}$$

We draw a frame and then sketch the graph of one complete cycle as shown in Figure 7.

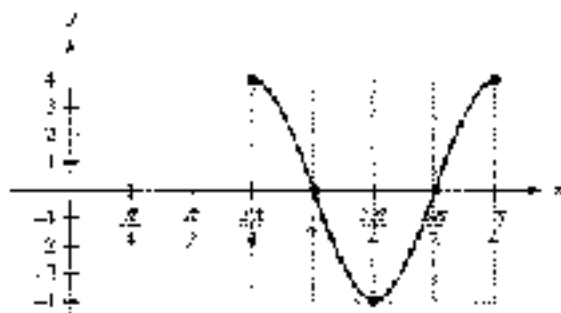


Figure 7



Because the original problem asked for the graph on the interval  $[0, 2\pi]$ , we extend the graph to the right by adding the first quarter of a second cycle. On the left, we add the last three quarters of an additional cycle to reach 0. The final graph is shown in Figure 8.

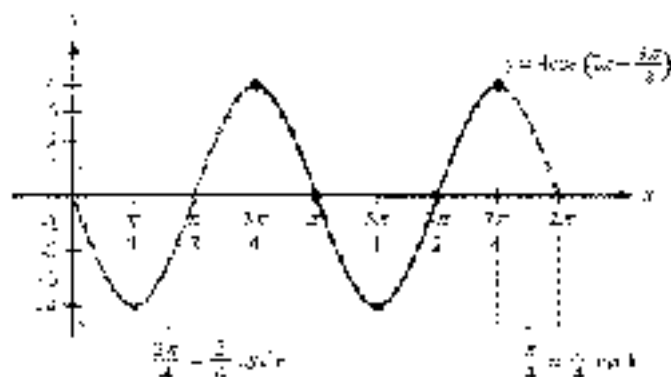


Figure 8

In general, for  $y = \sin(Bx + C)$  or  $y = \cos(Bx + C)$  to complete one cycle, the quantity  $Bx + C$  must vary from 0 to  $2\pi$ . Therefore, assuming  $B > 0$ ,

$$0 \leq Bx + C \leq 2\pi \quad \text{if} \quad -\frac{C}{B} \leq x \leq \frac{2\pi - C}{B}$$

The phase shift will be the left end point of the cycle, or  $-C/B$ . If you find the difference between the end points, you will see that the period is  $2\pi/B$  as before.

PERIOD AND PHASE SHIFT FOR SINE AND COSINE

#### PERIOD AND PHASE SHIFT FOR SINE AND COSINE

If  $C$  is any real number, and  $B > 0$ , then the graphs of  $y = \sin(Bx + C)$  and  $y = \cos(Bx + C)$  will have

$$\text{Period} = \frac{2\pi}{B} \quad \text{and} \quad \text{Phase shift} = -\frac{C}{B}$$

Another method of determining the period and phase shift is to rewrite the function so that the argument has the form  $B(x + C)$  instead of combined as  $Bx + C$ . For instance, using the function from Example 5 we have

$$y = 4 \cos\left(2x - \frac{3\pi}{2}\right) = 4 \cos\left(2\left(x - \frac{3\pi}{4}\right)\right)$$

which is accomplished by factoring out the coefficient of 2. We can now see that  $B = 2$  and  $C = -3\pi/4$ .

Before working a final example that ties everything together, we summarize all of the information we have received about the graphs of the sine and cosine functions.

## GRAPHING THE SINE AND COSINE FUNCTIONS

The graphs of  $y = k + A \sin(B(x - h))$  and  $y = k + A \cos(B(x - h))$ , where  $B > 0$ , will have the following characteristics:

$$\text{Amplitude} = |A| \quad \text{Period} = \frac{2\pi}{|B|}$$

$$\text{Phase shift} = h \quad \text{Vertical translation} = k$$

In addition, if  $A < 0$  the graph will be reflected about the  $x$ -axis.

**EXAMPLE 6** Graph one complete cycle of  $y = 3 - 5 \sin\left(\pi x + \frac{\pi}{4}\right)$ .

**SOLUTION** First, we rewrite the function by factoring out the coefficient of  $x$ .

$$y = 3 - 5 \sin\left(\pi x + \frac{\pi}{4}\right) = 3 - 5 \sin\left(\pi\left(x + \frac{1}{4}\right)\right)$$

In this case, the values are  $A = -5$ ,  $B = \pi$ ,  $h = -1/4$ , and  $k = 3$ . This gives us

$$\text{Amplitude} = |-5| = 5 \quad \text{Period} = \frac{2\pi}{\pi} = 2$$

$$\text{Phase shift} = -\frac{1}{4} \quad \text{Vertical translation} = 3$$

To verify the period and phase shift, and to help sketch the graph, we examine one cycle.

$$\text{One cycle:} \quad 0 \leq \pi x + \frac{\pi}{4} \leq 2\pi$$

$$-\frac{\pi}{4} \leq \pi x \leq \frac{7\pi}{4} \quad \text{Subtract } \frac{\pi}{4} \text{ from all parts}$$

$$-\frac{1}{4} \leq x \leq \frac{7}{4} \quad \text{Divide by } \pi$$

Dividing the period by 4 gives  $\frac{1}{2}$ , so we will mark the  $x$ -axis in increments of  $\frac{1}{2}$  starting with  $x = -\frac{1}{4}$ . Notice that our frame for the cycle (Figure 9) has been shifted upward 3 units, and we have plotted the key points to account for the  $y$ -axis reflection. The graph is shown in Figure 10.

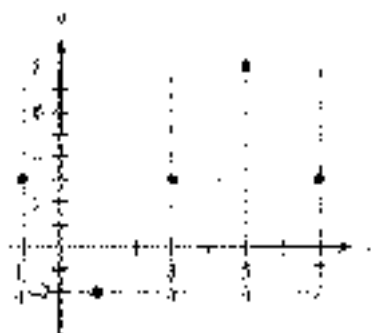


Figure 9

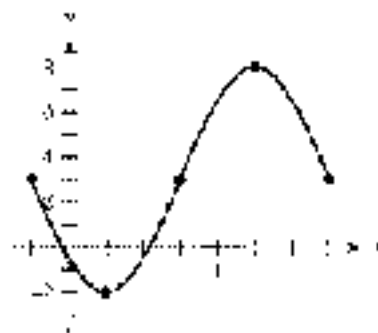


Figure 10



### Using a Calculator

Verify the graph in Figure 10.

A graphing calculator can be used to verify the graph of a trigonometric function that has been drawn by hand. For example, to verify the graph in Figure 10, set your calculator to radian mode, define

$$Y_1 = 3 - 5 \sin(\omega x + \pi/4)$$

and set the window variables to match the characteristics for the cycle that was drawn (set the viewing rectangle to agree with the rectangle shown in the figure)

$$-0.25 \leq x \leq 1.75, \text{ scale} = 0.25; -2 \leq y \leq 8$$

If our drawing is correct, we should see one cycle of the sine function that exactly fits the screen and matches our graph perfectly. Figure 11 shows the result.

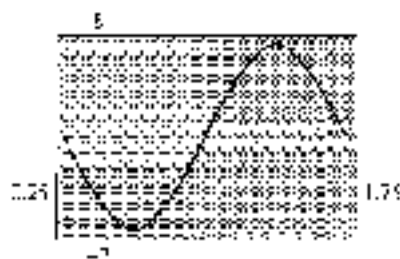


Figure 11

### GETTING READY FOR CLASS

After reading through the preceding section, respond in your own words and in complete sentences.

- How does the term  $\frac{\pi}{2}$  affect the graph of  $y = \sin\left(x + \frac{\pi}{2}\right)$ ?
- How does the term  $-\frac{\pi}{2}$  affect the graph of  $y = \sin\left(x - \frac{\pi}{2}\right)$ ?
- How do you find the period for the graph of  $y = A \sin(Bx + C)$ ?
- How do you find the phase shift for the graph of  $y = A \sin(Bx + C)$ ?

### PROBLEM SET 4.3

Graph one complete cycle of each of the following. In each case, label the axes accurately and identify the vertical translation for each graph.

- $y = 2 + \sin x$
- $y = 4 + \sin x$
- $y = -3 + \cos x$
- $y = 1 + \cos x$
- $y = 3 - \sin x$
- $y = 6 - \sin x$
- $y = \frac{1}{2} - \cos x$
- $y = \frac{3}{2} - \cos x$

Graph one complete cycle of each of the following. In each case, label the axes accurately and identify the amplitude, period, and vertical translation for each graph.

▶ 9.  $y = 4 + 4 \sin 2x$

10.  $y = -2 + 2 \sin 4x$

11.  $y = -1 + \frac{1}{2} \cos 3x$

12.  $y = 1 + \frac{\pi}{2} \sin 3x$

Graph one complete cycle of each of the following. In each case, label the axes accurately and identify the phase shift for each graph.

▶ 13.  $y = \sin \left( x + \frac{\pi}{4} \right)$

14.  $y = \sin \left( x - \frac{\pi}{6} \right)$

15.  $y = \sin \left( x - \frac{\pi}{4} \right)$

16.  $y = \sin \left( x - \frac{\pi}{6} \right)$

17.  $y = \sin \left( x + \frac{\pi}{3} \right)$

18.  $y = \sin \left( x - \frac{\pi}{3} \right)$

19.  $y = \cos \left( x - \frac{\pi}{2} \right)$

20.  $y = \cos \left( x + \frac{\pi}{2} \right)$

21.  $y = \cos \left( x - \frac{\pi}{3} \right)$

22.  $y = \cos \left( x - \frac{\pi}{4} \right)$

For each equation, identify the amplitude, period, and phase shift. Then label the axes accordingly and sketch one complete cycle of the curve.

▶ 23.  $y = \sin (2x - \pi)$

24.  $y = \sin (2x + \pi)$

25.  $y = \sin \left( \pi x + \frac{\pi}{2} \right)$

26.  $y = \sin \left( \pi x - \frac{\pi}{2} \right)$

27.  $y = -\cos \left( 2x + \frac{\pi}{2} \right)$

28.  $y = -\cos \left( 2x - \frac{\pi}{2} \right)$

29.  $y = 2 \sin \left( \frac{1}{2} x + \frac{\pi}{2} \right)$

30.  $y = 4 \cos \left( \frac{1}{2} x + \frac{\pi}{3} \right)$

31.  $y = \frac{1}{2} \cos \left( 3x - \frac{\pi}{2} \right)$

32.  $y = \frac{2}{3} \cos \left( 3x + \frac{\pi}{2} \right)$

33.  $y = 4 \sin \left( \frac{\pi}{3} x - \frac{\pi}{3} \right)$

34.  $y = 4 \cos \left( \frac{\pi}{3} x + \frac{\pi}{3} \right)$

Use your answers for Problems 23 through 26 for reference, and graph one complete cycle of each of the following equations.

▶ 35.  $y = 1 + \sin (2x - \pi)$

36.  $y = -1 + \sin (2x + \pi)$

37.  $y = -3 + \sin \left( \pi x + \frac{\pi}{2} \right)$

38.  $y = 3 - \sin \left( \pi x - \frac{\pi}{2} \right)$

39.  $y = 2 - \cos \left( 2x + \frac{\pi}{2} \right)$

40.  $y = -2 + \cos \left( 2x - \frac{\pi}{2} \right)$

Graph one complete cycle of each of the following. In each case, label the axes accurately and identify the amplitude, period, vertical translation, and phase shift for each graph.

▶ 41.  $y = -2 + 3 \cos \left( \frac{1}{2} x - \frac{\pi}{3} \right)$

42.  $y = 3 - 2 \sin \left( \frac{1}{2} x - \frac{\pi}{3} \right)$

43.  $y = \frac{3}{2} - \frac{1}{2} \sin (3x + \pi)$

44.  $y = \frac{2}{3} - \frac{2}{3} \cos (3x - \pi)$



Graph each of the following equations over the given interval. In each case, be sure to label the axes so that the amplitude, period, vertical translation, and phase shift are easy to read.

45.  $y = 7 \cos\left(2x - \frac{\pi}{2}\right), -\frac{\pi}{4} \leq x \leq \frac{3\pi}{2}$

46.  $y = 5 \sin\left(2x - \frac{\pi}{3}\right), -\frac{5\pi}{6} \leq x \leq \frac{7\pi}{6}$

47.  $y = \frac{2}{3} \sin\left(4x - \frac{\pi}{2}\right), \pi \leq x \leq \pi$

48.  $y = -\frac{3}{4} \sin\left(3x - \frac{\pi}{2}\right), -\frac{\pi}{2} \leq x \leq \frac{3\pi}{2}$

49.  $y = \frac{5}{2} + 3 \cos\left(\pi x - \frac{\pi}{4}\right), -2 \leq x \leq 2$

50.  $y = 2 - \frac{1}{3} \cos\left(\pi x + \frac{3\pi}{4}\right), \frac{1}{4} \leq x \leq \frac{15}{4}$

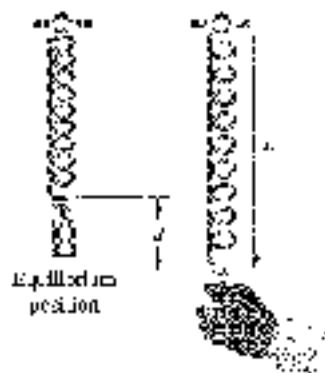


Figure 12

**51. Oscillating Spring** A mass attached to a spring oscillates upward and downward. The length  $L$  of the spring after  $t$  seconds is given by the function  $L = 15 - 0.5 \cos(2\pi t)$ , where  $L$  is measured in centimeters (Figure 12).

- Sketch the graph of this function for  $0 \leq t \leq 5$ .
- What is the length the spring when it is at equilibrium?
- What is the length the spring when it is shortest?
- What is the length the spring when it is longest?

**52. Oscillating Spring** A mass attached to a spring oscillates upward and downward. The length  $L$  of the spring after  $t$  seconds is given by the function  $L = 8 - 2 \cos(4\pi t)$ , where  $L$  is measured in inches (Figure 12).

- Sketch the graph of this function for  $0 \leq t \leq 3$ .
- What is the length the spring when it is at equilibrium?
- What is the length the spring when it is shortest?
- What is the length the spring when it is longest?

**Simple Harmonic Motion** In the Section 4.2 problem set, we introduced the concept of simple harmonic motion. A more general model for this type of motion is given by

$$y = A \sin(\omega t + \phi) \quad \text{or} \quad y = A \cos(\omega t + \phi)$$

where  $\phi$  is called the *phase angle* of the oscillation, or simply the *phase*.

**53. Sound Wave** The oscillations in air pressure representing the sound wave for a musical tone can be modeled by the equation  $y = 0.05 \sin(500\pi t - 10\pi)$ , where  $y$  is the sound pressure in pascals after  $t$  seconds.

- Sketch the graph of one complete cycle of the sound wave.
- What is the phase angle?

**54. RLC Circuit** The electric current in an RLC circuit can be modeled by the equation  $y = 2 \cos(500\pi t - 0.64)$ , where  $y$  is the current in milliamperes after  $t$  seconds.

- Sketch the graph of one complete cycle of the current.
- What is the phase angle?

#### REVIEW PROBLEMS

The following problems review material we covered in Section 3.4.

**55. Arc Length** Find the length of an arc cut off by a central angle of  $\pi/6$  radians in a circle of radius 10 centimeters.

56. **Arc Length** How long is the arc cut off by a central angle of  $90^\circ$  in a circle with radius 22 centimeters?
57. **Arc Length** The minute hand of a clock is 2.6 centimeters long. How far does the tip of the minute hand travel in 30 minutes?
58. **Arc Length** The hour hand of a clock is 3 inches long. How far does the tip of the hand travel in 5 hours?
59. **Radius of a Circle** Find the radius of a circle if a central angle of 6 radian cuts off an arc of length 4 feet.
60. **Radius of a Circle** In a circle, a central angle of  $1.5\pi$  cuts off an arc of length 25 meters. Find the radius of the circle.

## SECTION 4.4 THE OTHER TRIGONOMETRIC FUNCTIONS

The same techniques that we used to graph the sine and cosine functions can be used with the other four trigonometric functions.

### Tangent and Cotangent

**EXAMPLE 1** Graph  $y = 3 \tan x$  for  $-\pi \leq x \leq \pi$ .

**SOLUTION** Although the tangent does not have a defined amplitude, we know from our work in the previous sections that the factor of 3 will triple all of the  $y$ -coordinates. That is, for the same  $x$ , the value of  $y$  in  $y = 3 \tan x$  will be three times the corresponding value of  $y$  in  $y = \tan x$ .

To sketch the graph of one cycle, remember that a cycle begins with an  $x$ -intercept, has the vertical asymptote in the middle, and ends with an  $x$ -intercept. At  $x = \pi/4$ , the normal  $y$ -value of 1 must be tripled, so we plot a point at  $(\pi/4, 3)$ . For the same reason we plot a point at  $(3\pi/4, -3)$ . Figure 1 shows a complete cycle for  $y = 3 \tan x$  (we have included the graph of  $y = \tan x$  for comparison).

The original problem asked for the graph on the interval  $-\pi \leq x \leq \pi$ . We extend the graph to the left by adding a second complete cycle. The final graph is shown in Figure 2.

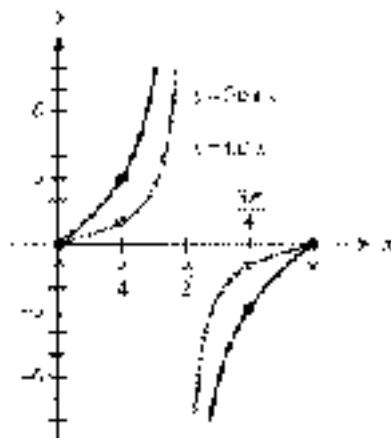


Figure 1

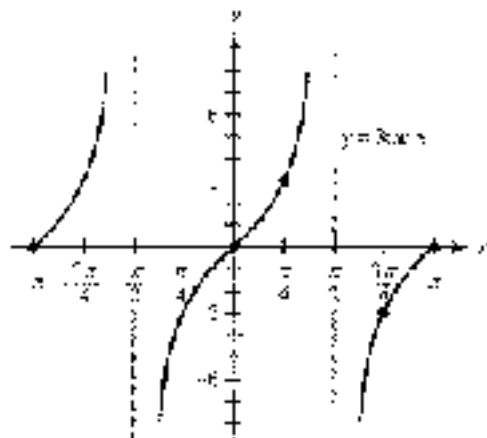


Figure 2





In Section 1.5, we found that the expression  $\sqrt{x^2 - 9}$  could be rewritten without a square root by making the substitution  $x = 3 \tan \theta$ . Then we noted that the substitution itself was questionable because we did not know at that time if every real number  $x$  could be written as  $3 \tan \theta$ , for some value of  $\theta$ . As you can see from the graph in Figure 2, the range for  $y = 3 \tan \theta$  is all real numbers. This means that any real number can indeed be written as  $3 \tan \theta$ , which confirms the validity of the substitution.

**EXAMPLE 2** Graph one complete cycle of  $y = \frac{1}{2} \cot(x - 2)$ .

**SOLUTION** Because the cotangent is an odd function,

$$y = \frac{1}{2} \cot(x - 2) = -\frac{1}{2} \cot(2x)$$

The factor of  $-\frac{1}{2}$  will halve all of the  $y$  coordinates of  $y = \cot(2x)$  and cause an  $x$ -axis reflection. In addition, there is a coefficient of 2 in the argument. To see how this will affect the period, we identify a complete cycle. Remember, the period of the cotangent function is  $\pi$ , not  $2\pi$ .

$$\begin{array}{ll} \text{One cycle:} & 0 \leq \text{argument} \leq \pi \\ & 0 \leq 2x \leq \pi & \text{The argument is } 2x \\ & 0 \leq x \leq \frac{\pi}{2} & \text{Divide by 2 to isolate } x \end{array}$$

The period is  $\pi/2$ . Dividing this by 4 gives us  $\pi/8$ , so we will mark the  $x$ -axis in increments of  $\pi/8$  starting at  $x = 0$ .

$$0, \quad 1 \cdot \frac{\pi}{8} = \frac{\pi}{8}, \quad 2 \cdot \frac{\pi}{8} = \frac{\pi}{4}, \quad 3 \cdot \frac{\pi}{8} = \frac{3\pi}{8}, \quad 4 \cdot \frac{\pi}{8} = \frac{\pi}{2}$$

The basic cycle of a cotangent graph begins with a vertical asymptote, has an  $x$ -intercept in the middle, and ends with another vertical asymptote (see Table 6, Section 4.1). We can sketch a frame to help plot the key points and draw the asymptotes, much as we did with the sine and cosine functions. The difference is that the upper and lower sides of the frame do not indicate maximum and minimum values of the graph but are only used to define the position of two key points. Figure 3 shows the result.

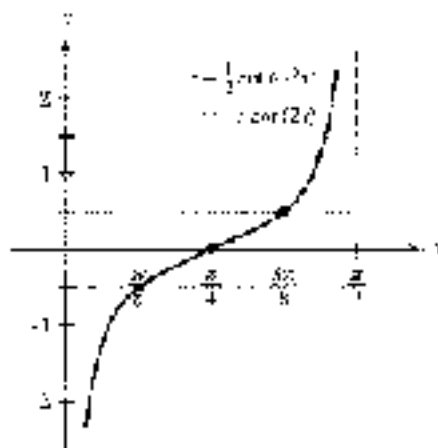


Figure 3

For our next example, we look at the graph of one of the equations we found in Example 4 of Section 3.5.

**EXAMPLE 5** Figure 4 shows a fire truck parked on the shoulder of a highway next to a long block wall. The red light on the top of the truck is 10 feet above the wall and rotates through one complete revolution every 3 seconds. Graph the function that gives the height  $d$  in terms of time  $t$  from  $t = 0$  to  $t = 2$ .




Figure 4

**SOLUTION** From Example 4 of Section 3.5 we know that  $d = 10 + 10 \sin \theta$ . We must multiply all of the  $y$ -values of the basic tangent function by 10. Also, the coefficient of  $\pi$  will change the period.

$$\text{One cycle: } 0 \leq \theta < 2\pi$$

$$0 \leq t < 3 \quad \text{Divide by } \pi \text{ to isolate } t$$

The period is 3. Dividing by 3 gives us  $\frac{1}{3}$ , so we mark the  $t$ -axis in increments of  $\frac{1}{3}$ . The graph is shown in Figure 5. Because the original problem asks for the graph from  $t = 0$  to  $t = 2$ , we extended the graph by adding an additional cycle on the right.

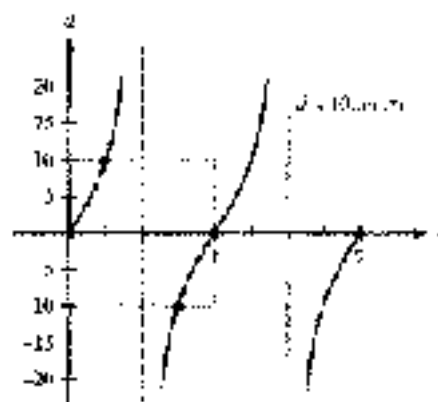


Figure 5



In our next example we include a vertical translation and a phase shift. Although there are a lot of details to keep track of, the steps are totally identical to the ones we presented in the previous section.

**EXAMPLE 4** Graph one complete cycle of  $y = 3 - 2 \tan\left(\frac{x}{2} + \frac{\pi}{8}\right)$ .

**SOLUTION** The first term of 3 will shift the graph vertically 3 units upward. The factor of  $\frac{1}{2}$  will double the  $x$  coordinate of  $y = \tan x$ . To determine the phase shift and period, we check one cycle.

$$\text{One cycle: } 0 \leq \frac{x}{2} + \frac{\pi}{8} < \pi$$

$$-\frac{\pi}{8} \leq \frac{x}{2} < \frac{7\pi}{8} \quad \text{Subtract: } \frac{\pi}{8}$$

$$-\frac{\pi}{4} \leq x < \frac{7\pi}{4} \quad \text{Multiply by 2}$$

A cycle will begin at  $x = -\pi/4$ , so the graph is shifted  $\pi/4$  units to the left. This also tells us the phase shift is  $-\pi/4$ . To find the period, we compute the difference between endpoints to the cycle.

$$\text{Period} = \frac{7\pi}{4} - \left(-\frac{\pi}{4}\right) = \frac{8\pi}{4} = 2\pi$$

Dividing the period by 4 gives us  $\pi/2$ , so we mark the  $x$  axis at intervals of  $\pi/2$  beginning with  $x = -\pi/4$  as follows (we only need to find the three middle points).

$$-\frac{\pi}{4} + \frac{\pi}{2} = \frac{\pi}{4} \quad -\frac{\pi}{4} + 2 \cdot \frac{\pi}{2} = \frac{3\pi}{4} \quad -\frac{\pi}{4} + 3 \cdot \frac{\pi}{2} = \frac{5\pi}{4}$$

A cycle will begin and end with  $y$ -intercepts at  $y = -\pi/4$  and  $y = 7\pi/4$  (on the shifted axis). There will be a vertical asymptote at  $x = 3\pi/4$ . Figure 6 shows the key points, and the final graph is given in Figure 7.

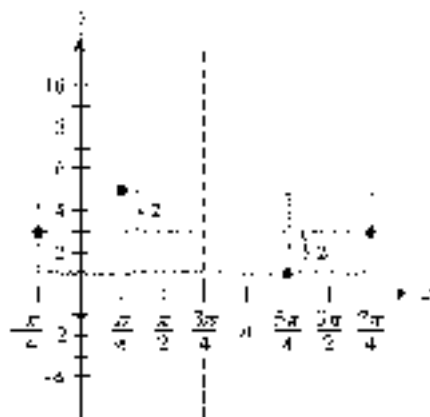


Figure 6

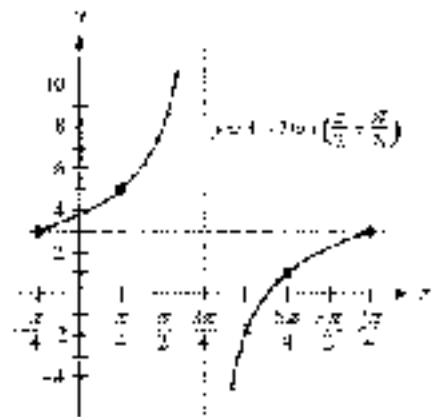


Figure 7



We summarize the characteristics for the tangent and cotangent as we did for the sine and cosine functions. The derivation of these formulas is similar, except that a period of  $\pi$  is used.

#### PERIOD AND PHASE SHIFT FOR TANGENT AND COTANGENT

If  $C$  is any real number and  $B > 0$ , then the graphs of  $y = \tan(Bx + C)$  and  $y = \cot(Bx + C)$  will have

$$\text{Period} = \frac{\pi}{B} \quad \text{and} \quad \text{Phase shift} = -\frac{C}{B}$$

Now Work PROBLEM 39

We can also rewrite the function by factoring so that the argument looks like  $B(x - h)$  instead of combined as  $Bx + C$ . For instance, using the function from Example 3 we have

$$y = 3 + 2 \tan\left(\frac{5}{3}x + \frac{\pi}{8}\right) = 3 + 2 \tan\left(\frac{5}{3}\left(x + \frac{\pi}{4}\right)\right)$$

Now it is apparent that  $h = \frac{\pi}{4}$  and  $k = -\pi/4$ .

#### GRAPHING THE TANGENT AND COTANGENT FUNCTIONS

The graphs of  $y = k + A \tan(B(x - h))$  and  $y = k + A \cot(B(x - h))$ , where  $B > 0$ , will have the following characteristics:

$$\text{Period} = \frac{\pi}{B} \quad \text{Phase shift} = h \quad \text{Vertical translation} = k$$

In addition,  $|A|$  is the factor by which the basic graphs are expanded or contracted vertically. If  $A < 0$  the graph will be reflected about the  $x$ -axis.

Now Work PROBLEM 41

## Secant and Cosecant

Because the secant and cosecant are reciprocals of the cosine and sine, respectively, there is a reciprocal relationship between their graphs. We will take advantage of this relationship to graph the secant and cosecant functions by first graphing a corresponding cosine or sine function.

### EXAMPLE B Graph one complete cycle of $y = 4 \csc x$

**SOLUTION** The factor of 4 will expand the graph of  $y = \csc x$  vertically. We will graph all of the  $y$ -coordinates four times larger. Figure 6 shows the resulting graph of one cycle, as well as the graph of  $y = \csc x$  for comparison.

In Figure 6 we have included the graph of  $y = 4 \sin x$ . Notice how the sine graph, in a sense, dictates the behavior of the cosecant graph. The graph of  $y = 4 \csc x$  has a

FIGURE 6 Graphing  $y = 4 \csc x$

FIGURE 7 Graphing  $y = 4 \csc x$  and  $y = 4 \sin x$

FIGURE 8 Graphing  $y = 4 \csc x$  and  $y = 4 \sin x$

FIGURE 9 Graphing  $y = 4 \csc x$  and  $y = 4 \sin x$

FIGURE 10 Graphing  $y = 4 \csc x$  and  $y = 4 \sin x$

FIGURE 11 Graphing  $y = 4 \csc x$  and  $y = 4 \sin x$

FIGURE 12 Graphing  $y = 4 \csc x$  and  $y = 4 \sin x$

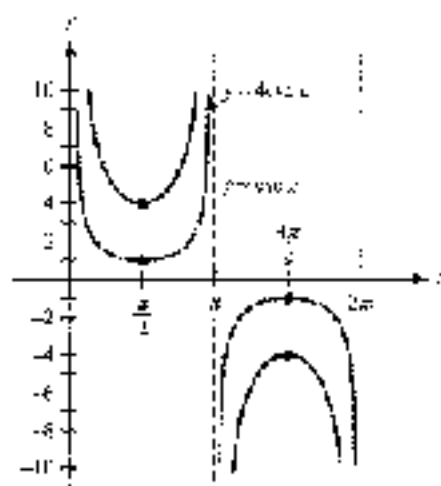


Figure 8

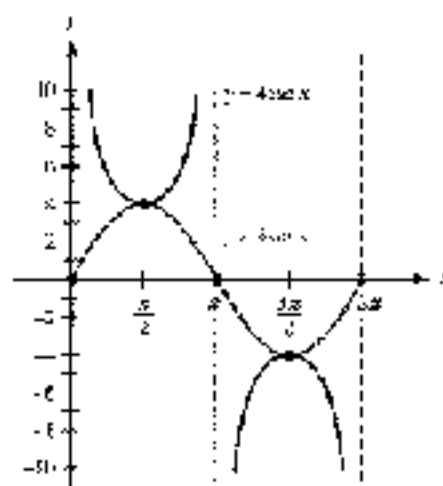


Figure 9

vertical asymptotes whenever  $y = 0$  and  $x$  crosses the  $x$ -axis (that is, a zero). Furthermore, the highest and lowest points on the sine graph tell us where the two key points on the cosecant graph are. (In the remaining examples we will use a sine or cosine graph as an aid in sketching the graph of a cosecant or secant function, respectively.)

**EXAMPLE 6** Graph  $y = \frac{1}{3} \sec 2x$  for  $-\frac{3\pi}{2} \leq x \leq \frac{3\pi}{2}$ .

**SOLUTION** We begin with the graph of  $y = \frac{1}{3} \cos 2x$ , which will have an amplitude of  $\frac{1}{3}$  and a period of  $\pi$ . Figure 10 shows the graph for  $-\frac{3\pi}{2} \leq x \leq \frac{3\pi}{2}$ . The zeros of the cosine graph correspond to the vertical asymptotes of the secant graph, and the peaks and valleys of the cosine graph correspond to the valleys and peaks of the secant graph, respectively.

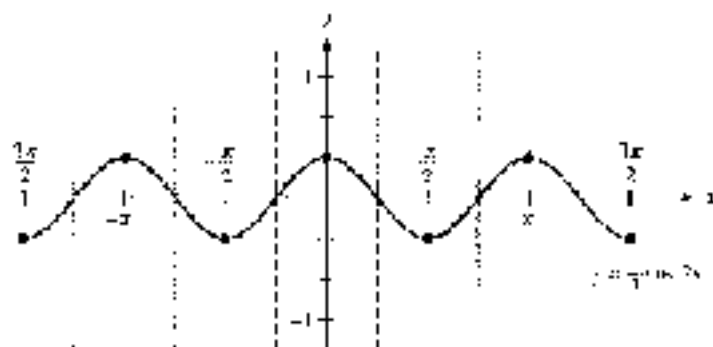


Figure 10

The graph of  $y = \frac{1}{3} \sec 2x$  is shown in Figure 11. Notice that the range of the function is  $y \leq -\frac{1}{3}$  or  $y \geq \frac{1}{3}$ .

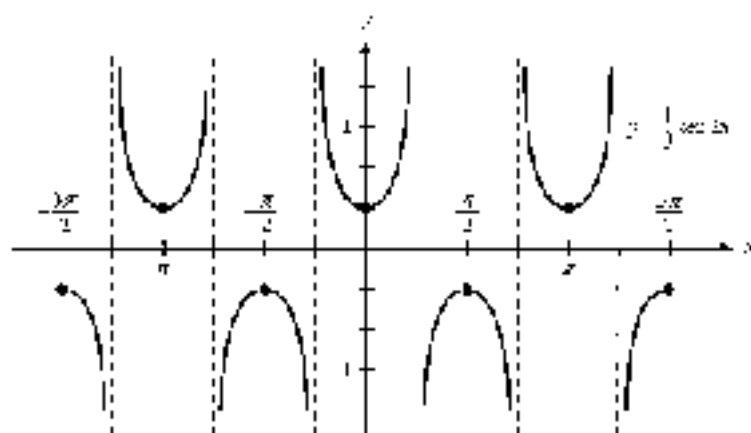


Figure 11

**EXAMPLE 7** Graph one cycle of  $y = -1 - 3 \csc\left(\frac{\pi x}{2} - \frac{3\pi}{4}\right)$ .

**SOLUTION** First, we sketch the graph of

$$y = -1 - 3 \sin\left(\frac{\pi x}{2} - \frac{3\pi}{4}\right)$$

There is a vertical translation of 1 unit downward. The amplitude is 3 and there is a reflection about the  $x$ -axis. We check one cycle:

$$\text{One cycle: } 0 \leq \frac{\pi x}{2} - \frac{3\pi}{4} \leq 2\pi$$

$$-\frac{3\pi}{2} \leq \frac{\pi x}{2} \leq \frac{5\pi}{4}$$

$$-\frac{3}{2} \leq x \leq \frac{5}{2}$$

$$\text{Subtract } \frac{3\pi}{4}$$

$$\text{Multiply by } \frac{2}{\pi}$$

The phase shift is  $-\frac{3}{2}$  and the period is 4. The graph of one cycle is shown in Figure 12. Using the graph in Figure 12 as a guide, we sketch the graph of the cosecant function shown in Figure 13.

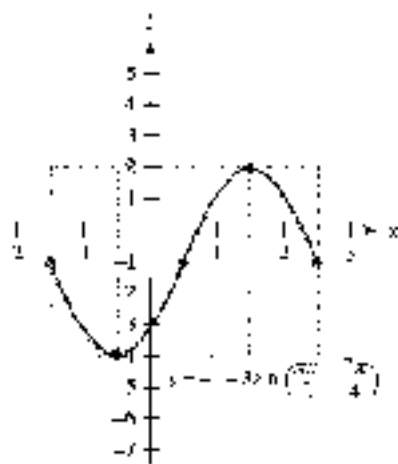


Figure 12

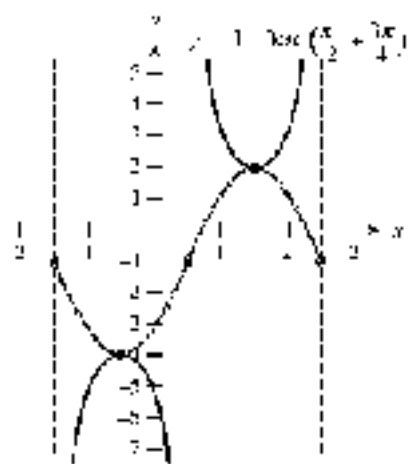


Figure 13

In graphing the secant and cosecant functions, the period, phase shift, and vertical translation are identical to those for the sine and cosine. For this reason, we do not provide a separate summary of the characteristics for these two functions.

### GETTING READY FOR CLASS

After reading through the preceding section, respond in your own words and complete sentences.

- What is the period for  $y = \tan 2x$ ?
- How is the graph of  $y = 2 \tan x$  different from the graph of  $y = \tan x$ ?
- What is the range of  $y = 4 \csc x$ ?
- How is a cosine graph used to help sketch the graph of a secant function?

### PROBLEM SET 4.4

Graph one complete cycle of each of the following. In each case, label the axes accurately.

- |                              |                              |
|------------------------------|------------------------------|
| 1. $y = 4 \tan x$            | 2. $y = 3 \cot x$            |
| 3. $y = \frac{1}{2} \csc x$  | 4. $y = \frac{1}{2} \sec x$  |
| 5. $y = -\frac{1}{3} \cot x$ | 6. $y = -\frac{1}{2} \tan x$ |
| 7. $y = -5 \sec x$           | 8. $y = -4 \csc x$           |

Graph one complete cycle of each of the following. In each case, label the axes accurately and identify the period for each graph.

- |                                |                                |
|--------------------------------|--------------------------------|
| 9. $y = \csc 4x$               | 10. $y = \csc 4x$              |
| 11. $y = \sec \frac{\pi}{2} x$ | 12. $y = \sec \frac{\pi}{4} x$ |
| 13. $y = -\tan \frac{1}{2} x$  | 14. $y = \tan \frac{1}{3} x$   |
| 15. $y = \cot 4x$              | 16. $y = -\cot \pi x$          |

Graph one complete cycle for each of the following. In each case, label the axes accurately and state the period for each graph.

- |  |  |
|--|--|
| 17. $y = \frac{1}{2} \csc 3x$              | 18. $y = \frac{1}{2} \sec 3x$              |
| 19. $y = 3 \sec \frac{1}{2} x$             | 20. $y = 3 \csc \frac{1}{2} x$             |
| 21. $y = 2 \tan 3x$                        | 22. $y = 3 \tan 2x$                        |
| 23. $y = \frac{1}{2} \cot \frac{\pi}{2} x$ | 24. $y = \frac{1}{3} \cot \frac{\pi}{2} x$ |


Graph each of the following over the given interval. In each case, label the axes accurately and state the period for each graph.

25.  $y = -\cot 2x, 0 \leq x \leq \pi$

26.  $y = -\tan 4x, 0 \leq x \leq \pi$

27.  $y = -2 \csc 3x, 0 \leq x \leq 2\pi$

28.  $y = -2 \sec 3x, 0 \leq x \leq 2\pi$

 Use your graphing calculator to graph each pair of functions together for  $-2\pi \leq x \leq 2\pi$ . (Make sure your calculator is set to radian mode.)

29. a.  $y = \tan x, y = 2 + \tan x$

30. a.  $y = \csc x, y = 5 + \csc x$

b.  $y = \tan x, y = -3 + \tan x$

b.  $y = \csc x, y = -5 + \csc x$

c.  $y = \tan x, y = -\tan x$

c.  $y = \csc x, y = -\csc x$

31. a.  $y = \sec x, y = 4 + \sec x$


32. a.  $y = \csc x, y = 3 + \csc x$

b.  $y = \sec x, y = -1 + \sec x$

b.  $y = \csc x, y = -3 + \csc x$

c.  $y = \sec x, y = -\sec x$

c.  $y = \csc x, y = -\csc x$

 Use your graphing calculator to graph each pair of functions together for  $-\pi \leq x \leq \pi$ . (Make sure your calculator is set to radian mode.) How does the value of  $C$  affect the graph in each case?

33. a.  $y = \sin x, y = \sin(x + C)$  for  $C = \frac{\pi}{6}$

b.  $y = \tan x, y = \tan(x + C)$  for  $C = -\frac{\pi}{6}$

34. a.  $y = \cos x, y = \cos(x + C)$  for  $C = \frac{\pi}{3}$

b.  $y = \sec x, y = \sec(x + C)$  for  $C = \frac{\pi}{3}$

Use your answers for Problems 17 through 24 for reference, and graph one complete cycle of each of the following equations.

25.  $y = -2 + 3 \cos \frac{1}{2}x$

36.  $y = 3 + 3 \csc \frac{1}{2}x$

37.  $y = 3 + \frac{1}{2} \cot \frac{\pi}{2}x$

38.  $y = -4 + 5 \tan 2x$

Graph one complete cycle for each of the following. In each case, label the axes accurately,  $y$  and state the period and phase shift for each graph.

39.  $y = \tan \left( x + \frac{\pi}{2} \right)$

40.  $y = \tan \left( x - \frac{\pi}{4} \right)$

41.  $y = \cot \left( x - \frac{\pi}{2} \right)$

42.  $y = \cot \left( x - \frac{\pi}{4} \right)$

43.  $y = \tan \left( 2x - \frac{\pi}{2} \right)$

44.  $y = \tan \left( 2x + \frac{\pi}{2} \right)$

Sketch one complete cycle of each of the following by first graphing the appropriate sine or cosine curve and then using the reciprocal relationships. In each case, be sure to include the asymptotes on your graph.

45.  $y = \csc \left( x + \frac{\pi}{4} \right)$

46.  $y = \sec \left( x + \frac{\pi}{4} \right)$





47.  $y = 2 \sec\left(2x - \frac{\pi}{2}\right)$

48.  $y = 2 \csc\left(2x - \frac{\pi}{3}\right)$

49.  $y = -3 \csc\left(2x + \frac{\pi}{3}\right)$

50.  $y = -3 \sec\left(2x - \frac{\pi}{2}\right)$

Graph one complete cycle for each of the following. In each case, label the axes accurately and state the period, vertical translation, and phase shift for each graph.

51.  $y = 1 + \sin\left(2x - \frac{\pi}{4}\right)$

52.  $y = -1 - \tan\left(\frac{1}{2}x - \frac{\pi}{2}\right)$

53.  $y = \frac{1}{2} - 3 \cos\left(x + \frac{\pi}{3}\right)$

54.  $y = \frac{3}{2} - \frac{1}{2} \cot\left(\frac{\pi}{2}x - \frac{3\pi}{2}\right)$

55.  $y = -2 + \sec\left(\frac{1}{2}x - \frac{\pi}{3}\right)$

56.  $y = \frac{1}{3} - \csc\left(3x - \frac{\pi}{2}\right)$

57.  $y = 1 - \frac{1}{2} \csc\left(\pi x + \frac{\pi}{2}\right)$

58.  $y = -3 - 2 \sec\left(\pi x - \frac{\pi}{3}\right)$

59. **Rotating Light** Figure 14 shows a lighthouse that is 100 feet from a long straight wall on the beach. The light in the lighthouse rotates through one complete rotation once every 4 seconds. In Problem 21 of Project 1 (Set 3.5), you found the equation that gives  $d$  in terms of  $t$  to be  $d = 100 \tan \frac{\pi}{4}t$ . Graph this equation by using a table in which  $t$  assumes all multiples of  $\frac{1}{2}$  from  $t = 0$  to  $t = 4$ .



Figure 14

60. **Rotating Light** In Figure 14, the equation that gives  $d$  in terms of time  $t$  is  $d = 100 \sec \frac{\pi}{4}t$ . Graph this equation from  $t = 0$  to  $t = 4$ .

## REVIEW PROBLEMS

The problems that follow review material we covered in Sections 2.2 and 3.3.

Identify the argument of each function.

61.  $\cos 4t$

62.  $\sin(\theta - \pi)$

63.  $\cos(2x - \pi)$

64.  $\sec\left(\frac{x}{2} + \frac{\pi}{4}\right)$

Use a calculator to approximate each value to four decimal places.

65.  $\cos 10^\circ$

66.  $\cos 10^\circ$

67.  $\tan(-25^\circ)$

68.  $\tan(-25^\circ)$

69.  $\sec 16.3^\circ$

70.  $\sec 16.3^\circ$

## SECTION 4.5 FINDING AN EQUATION FROM ITS GRAPH

In this section, we will reverse what we have done in the previous sections of this chapter and produce an equation that describes a graph, rather than a graph that describes an equation. Let's start with an example from algebra.

**EXAMPLE 1** Find the equation of the line shown in Figure 1.

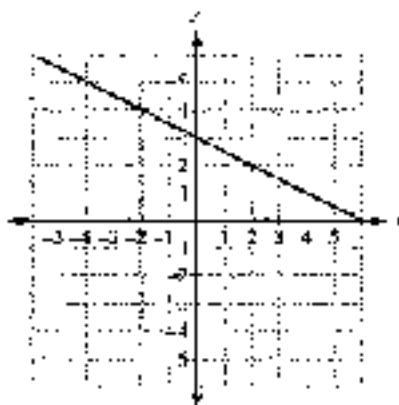


Figure 1

**SOLUTION** From algebra we know that the equation of any straight line (except a vertical one) can be written in slope-intercept form as

$$y = mx + b$$

where  $m$  is the slope of the line, and  $b$  is its  $y$ -intercept.

Because the line in Figure 1 crosses the  $y$ -axis at 3, we know the  $y$ -intercept  $b$  is 3. To find the slope of the line, we find the ratio of the vertical change to the horizontal change between any two points on the line (a constant called the *slope*). From Figure 1 we see that the ratio is  $-1/2$ . Therefore,  $m = -1/2$ . The equation of our line must be

$$y = -\frac{1}{2}x + 3$$



**EXAMPLE 2** One cycle of the graph of a trigonometric function is shown in Figure 2. Find an equation to match the graph.

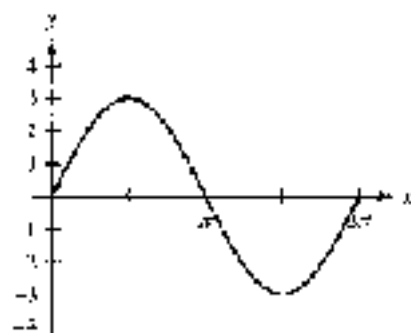


Figure 2

**SOLUTION** The graph most closely resembles a sine curve with an amplitude of 3, period  $2\pi$ , and no phase shift. The equation is

$$y = 3 \sin x \quad 0 \leq x < 2\pi$$

**EXAMPLE 3** Find an equation of the graph shown in Figure 3.

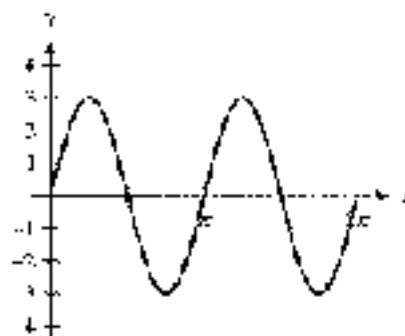


Figure 3

**SOLUTION** Again, the graph most closely resembles a sine curve, so we know the equation will have the form

$$y = k + A \sin(B(x - h))$$

From Figure 3 we see that the amplitude is 3, which means that  $A = 3$ . There is no phase shift, nor is there any vertical translation of the graph. Therefore, both  $h$  and  $k$  are 0.

To find  $B$ , we notice that the period is  $\pi$ . Because the formula for the period is  $2\pi/B$ , we have

$$\pi = \frac{2\pi}{B}$$

which means that  $B$  is 2. Our equation must be

$$y = 0 + 3 \sin(2(x - 0))$$

which simplifies to

$$y = 3 \sin 2x \quad \text{for } 0 \leq x < \pi$$

**EXAMPLE 4** Find an equation of the graph shown in Figure 4.

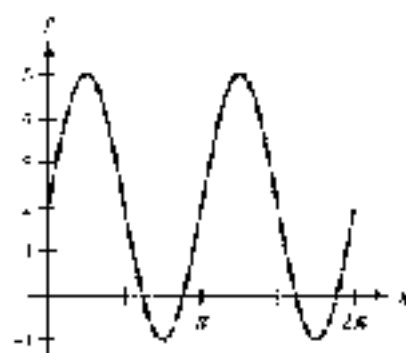


Figure 4

**SOLUTION** The graph in Figure 4 has the same shape (amplitude, period, and phase shift) as the graph shown in Figure 3. In addition, it has undergone a vertical stretch up of two units; therefore, the equation is

$$y = 2 + 5 \cos 2x \quad \text{for} \quad 0 \leq x \leq 2\pi$$

**EXAMPLE 5** Find an equation of the graph shown in Figure 5.

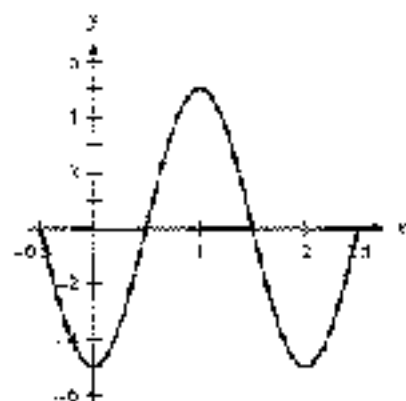


Figure 5

**SOLUTION** If we look at the graph from  $x = 0$  to  $x = 2$ , it looks like a cosine curve that has been reflected about the  $x$ -axis. The general form for a cosine curve is

$$y = k + A \cos (B(x - h))$$

From Figure 5 we see that the amplitude is 5. Because the graph has been reflected about the  $x$ -axis,  $A = -5$ . The period is 2, giving us an equation to solve for  $B$ :

$$\text{Period} = \frac{2\pi}{B} = 2 \Rightarrow B = \pi$$

There is no horizontal or vertical translation of the curve (if we assume it is a cosine curve), so  $h$  and  $k$  are both 0. An equation that describes this graph is

$$y = -5 \cos \pi x \quad \text{for} \quad -0.5 \leq x \leq 2.5$$



In Examples 2 through 4, a sine function was the most natural choice given the appearance of the graph, and this resulted in the simplest equation possible. We could also have used a cosine function, but it would have required us to consider additional factors, such as a phase shift.

Likewise, we could use a sine function for the graph in Example 5 instead of a cosine function. As a sine curve, we see that a cycle begins at  $x = 0.5$ . This would require that we include a phase shift of  $0.5\pi$ . Then we would have  $A = 5$ ,  $B = \pi$ ,  $h = \frac{1}{2}$ , and  $k = 0$ , giving us

$$\begin{aligned}y &= 0 - 5 \sin \left( \pi \left( x - \frac{1}{2} \right) \right) \\ &= 5 \sin \left( \pi x - \frac{\pi}{2} \right)\end{aligned}$$

If we use a reflected sine function, then  $A = -5$  and a cycle begins at  $-0.5$ . This would give us a phase shift of  $-\frac{\pi}{2}$ , so

$$\begin{aligned}y &= 0 - 5 \sin \left( \pi \left( x - \left( -\frac{1}{2} \right) \right) \right) \\ &= -5 \sin \left( \pi x + \frac{\pi}{2} \right)\end{aligned}$$

As you can see, there are many possible equations we could find to represent the graph of a trigonometric function. The point is not to overwhelm you with too many choices but to let you know that there is more than one correct answer for each of these problems. Whether you choose a sine function or a cosine function, you should be able to find an equation that works. In making your choice, use what seems most “natural” to you, and try to keep the equation as simple as possible.

## USING A CALCULATOR

### VERIFYING TRIGONOMETRIC MODELS

With a graphing calculator, we can easily verify that the equation, or model, for the graph in Figure 5 is correct. First, set your calculator to radian mode, and then define

$$Y_1 = -5 \cos(\pi x)$$

Set the window variables to match the given graph:

$$-0.5 \leq x \leq 2.5, \text{ scale} = 0.5; -6 \leq y \leq 6$$

If our equation is correct, the graph shown by our calculator should be identical to the graph provided. Because the graph shown in Figure 6 is the same as the graph in Figure 5, our equation must be correct.



Figure 6

In our next example, we use a table of values for two variables to obtain a graph. From the graph, we find the equation.



**EXAMPLE 6** The Ferris wheel built by George Ferris that we encountered in Chapters 2 and 3 is shown in Figure 7. Recall that the diameter is 250 feet and it rotates through one complete revolution every 20 minutes.

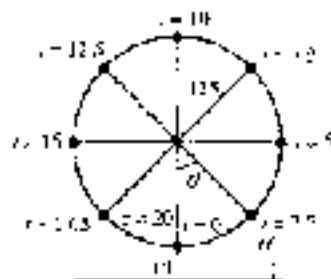


Figure 7

First, make a table that shows the rider's height  $H$  above the ground for each of the nine values of  $t$  shown in Figure 7. Then graph the ordered pairs indicated by the table. Finally, use the graph to find an equation that gives  $H$  as a function of  $t$ .

**SOLUTION** Here is the reasoning we use to find the value of  $H$  for each of the given values of  $t$ . When  $t = 0$  and  $t = 20$ , the rider is at the bottom of the wheel, 14 feet above the ground. When  $t = 10$ , the rider is at the top of the wheel, which is 264 feet above the ground. At times  $t = 5$  and  $t = 15$ , the rider is even with the center of the wheel, which is 129 feet above the ground. The other four values of  $H$  are found using right triangle trigonometry, as we did in Section 3.1. Table 1 shows our corresponding values of  $t$  and  $H$ .

TABLE 1

$t$ (min)	$H$ (ft)
0	14 ft
2.5	51 ft
5	129 ft
7.5	227 ft
10	264 ft
12.5	227 ft
15	129 ft
17.5	51 ft
20	14 ft

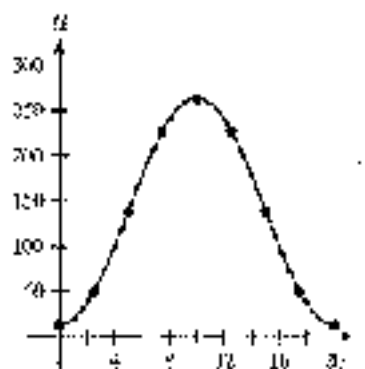


Figure 8

If we graph the points  $(t, H)$  on a rectangular coordinate system and then connect them with a smooth curve, we produce the diagram shown in Figure 8. The curve is a cosine curve that has been reflected about the  $t$ -axis and then shifted up vertically.

The curve is a cosine curve, so the equation will have the form

$$H = a - A \cos(B(t - c))$$

To find the equation for the curve in Figure 8, we must find values for  $a$ ,  $A$ , and  $c$ . We begin by finding  $a$ . Because the curve starts at  $t = 0$ , the phase shift is 0, which gives us

$$a = 0$$



The amplitude, half the difference between the highest point and the lowest point on the graph, must be 125 (also equal to the radius of the wheel). However, because the graph is a reflected cosine curve, we have

$$A = -125$$

The period is 20 minutes, so we find  $B$  with the equation

$$20 = \frac{2\pi}{B} \rightarrow B = \frac{\pi}{10}$$

The amount of the vertical translation,  $k$ , is the distance the center of the wheel is off the ground. Therefore,

$$k = 139$$

The equation that gives the height of the slider at any time  $t$  during the ride is

$$H = 139 - 125 \cos\left(\frac{\pi}{10}t\right)$$

Notice that this equation is identical to the one we obtained in Example 6 of Section 4.3. ■

Many real-life phenomena are periodic in nature and can therefore be modeled very effectively using trigonometric functions. Our last example illustrates how this can be done.

Now Work PROBLEM 49. For an end-of-section challenge problem, see the end of this chapter.

**EXAMPLE 7** Table 2 shows the average monthly attendance at Lake Nacimiento in California. Find the equation of a trigonometric function to use as a model for this data. (Source: *Nacimiento Water Supply Project: Report on Recreational Use at Lake Nacimiento*)

**SOLUTION** A graph of the data is shown in Figure 9, where  $y$  is the average attendance and  $x$  is the month, with  $x = 1$  corresponding to January.

Month	Attendance
January	6,500
February	6,500
March	15,800
April	26,400
May	38,500
June	38,000
July	31,300
August	23,800
September	13,500
October	4,500
November	2,000
December	3,100

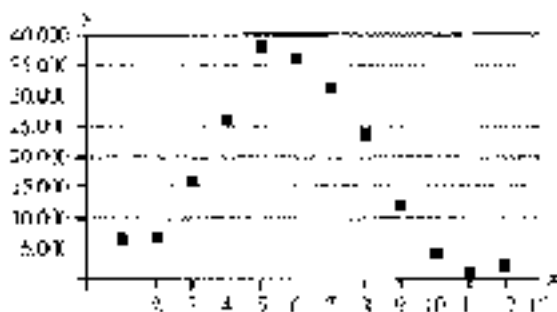


Figure 9

We will use a cosine function to model the data. The general form is

$$y = k + A \cos(B(x - h))$$

To find the amplitude, we calculate half the difference between the maximum and minimum values:

$$A = \frac{1}{2}(38,000 - 2,000) = 18,000$$

For the vertical translation  $k$ , we average the maximum and minimum values:

$$k = \frac{1}{2}(38,000 + 2,000) = 20,000$$

The horizontal distance between the maximum and minimum values is half the period. The maximum value occurs at  $x = 5$  and the minimum value occurs at  $x = 11$ , so

$$\text{Period} = 2(11 - 5) = 12$$

Now we can find  $B$ . Because the formula for the period is  $2\pi/B$ , we have

$$12 = \frac{2\pi}{B} \Rightarrow B = \frac{2\pi}{12} = \frac{\pi}{6}$$

Because a cosine cycle begins at its maximum value, the phase shift will be the corresponding  $x$ -coordinate of this point. The maximum occurs at  $x = 5$ , so we have  $\alpha = 5$ . Substituting the values for  $A$ ,  $B$ ,  $k$ , and  $\alpha$  into the general form gives us

$$\begin{aligned} y &= 19,450 + 18,550 \cos\left(\frac{\pi}{6}(x - 5)\right) \\ &= 19,450 + 18,550 \cos\left(\frac{\pi}{6}x - \frac{5\pi}{6}\right), \quad 0 \leq x \leq 12 \end{aligned}$$

In Figure 10 we have used a graphing calculator to graph this function against the data. As you can see, the model is a good fit for the second half of the year but does not fit the data as well during the spring months.

Figure 10

41,200



12

0

### GETTING READY FOR CLASS

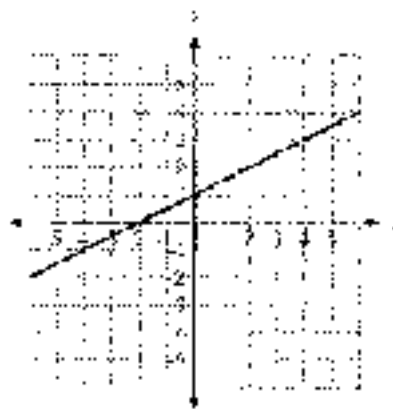
After reading through the preceding section, respond in your own words and in complete sentences.

- How do you find the equation of a line from its graph?
- How do you find the coefficient  $k$  by looking at the graph of  $y = k \sin t$  or  $y = k \cos t$ ?
- How do you find the period for a sine function by looking at its graph?
- How do you find the number  $\alpha$  by looking at the graph of  $y = k + A \sin(Bx - C)$ ?

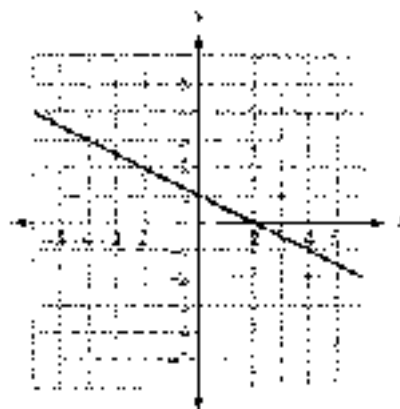
### PROBLEM SET 4.3

Find the equation of each of the following lines. Write your answers in slope-intercept form,  $y = mx + b$ .

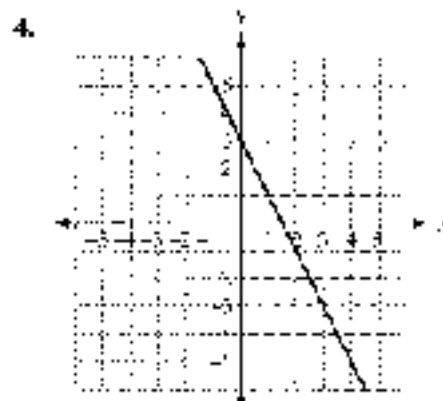
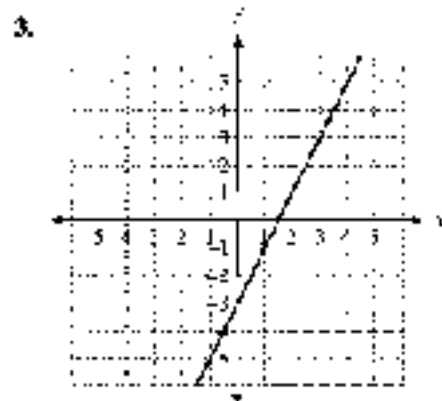
1.



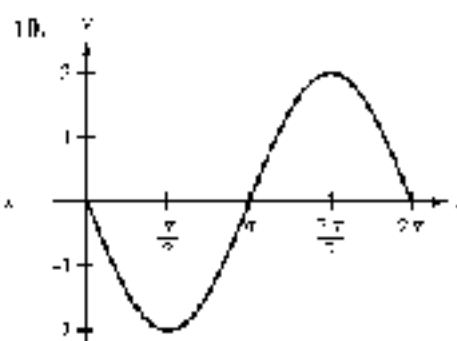
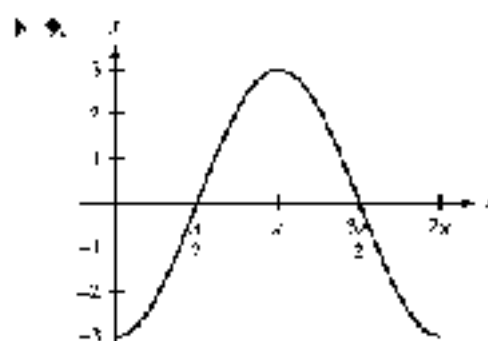
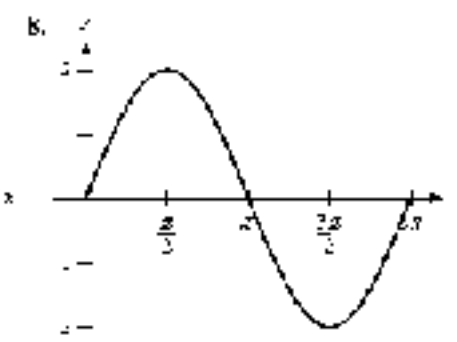
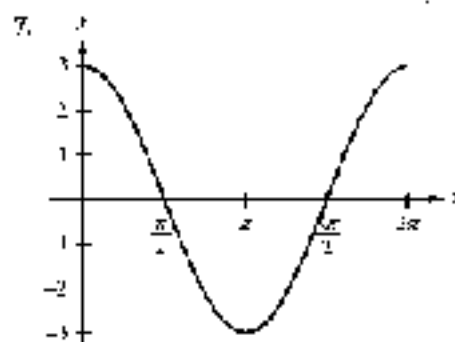
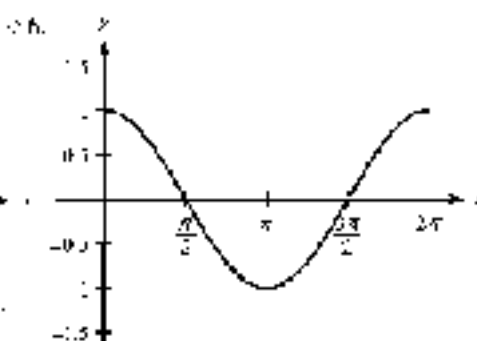
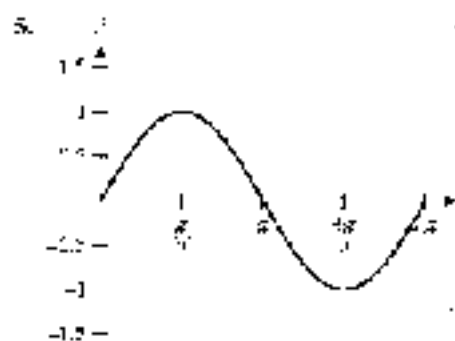
2.



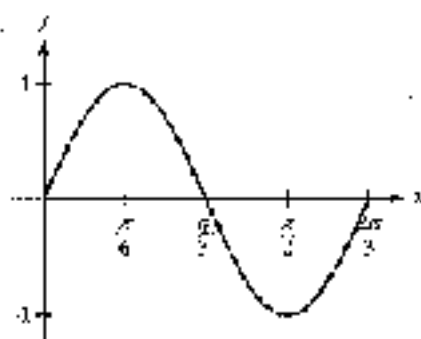




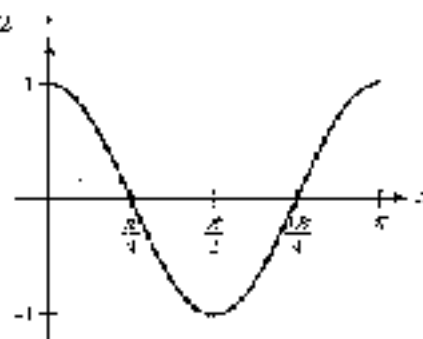
Each graph below shows at least one complete cycle of the graph of an equation containing a trigonometric function. In each case, find an equation to match the graph. If you are using a graphing calculator, graph your equation to verify that it is correct.



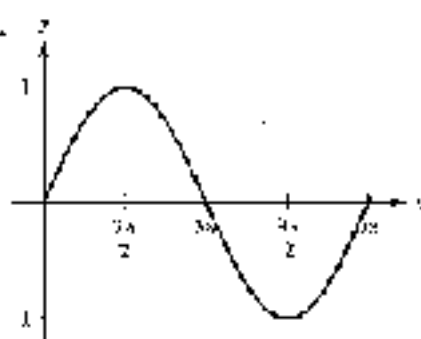
11.



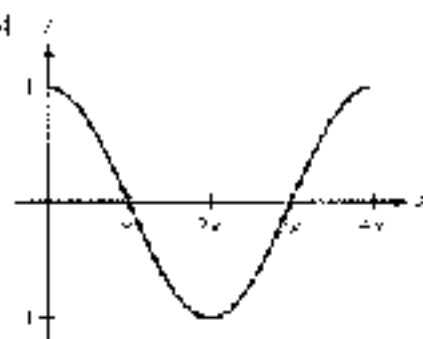
12.



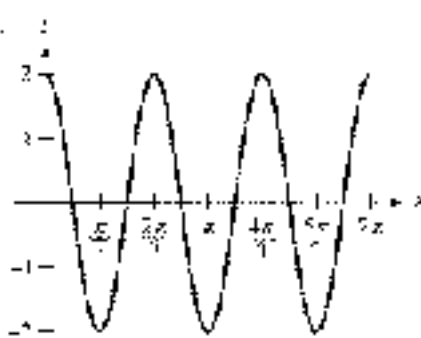
13.



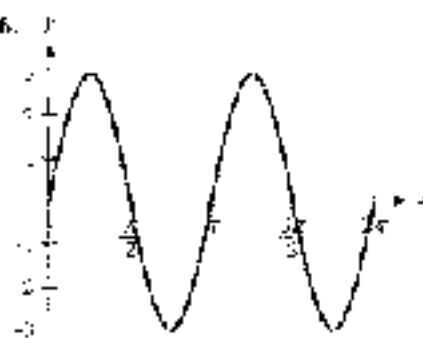
14.



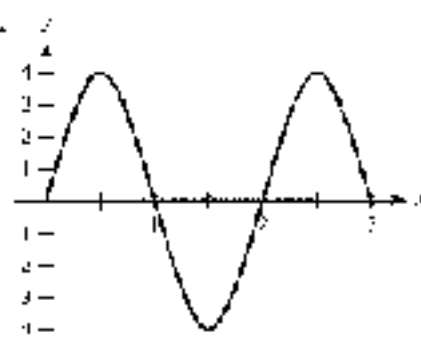
15.



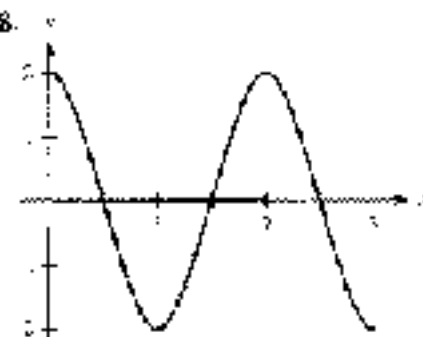
16.

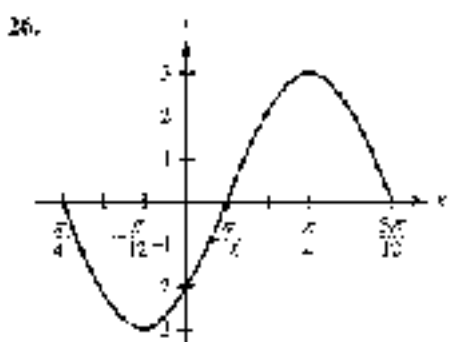
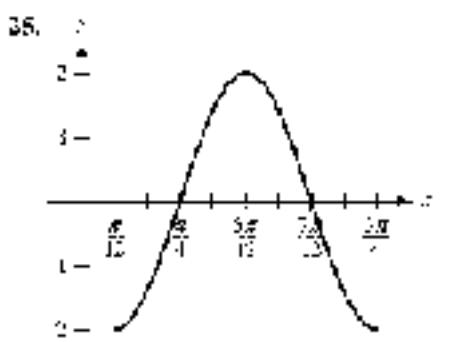
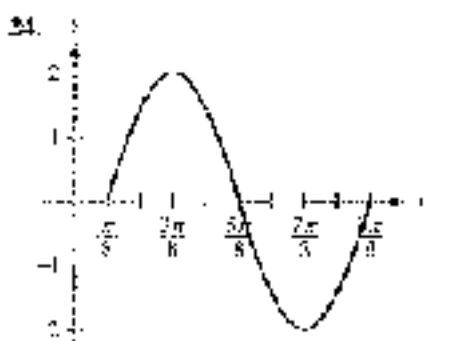
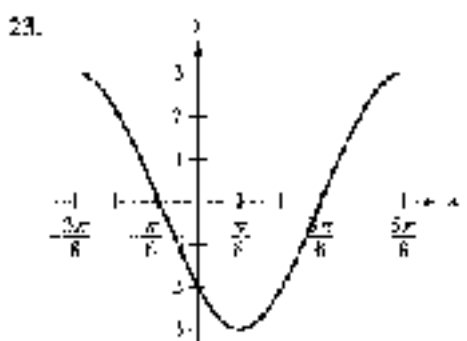
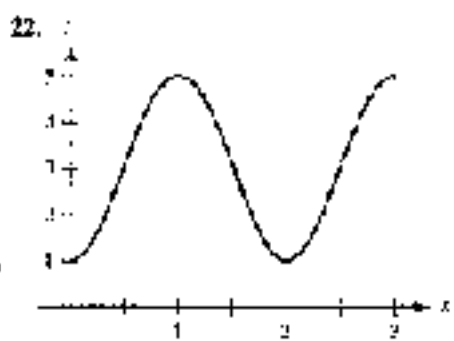
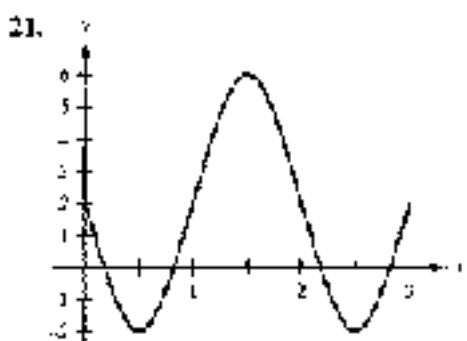
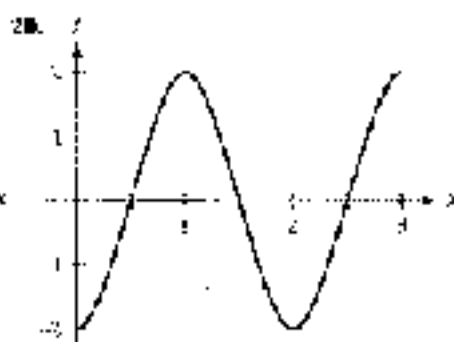
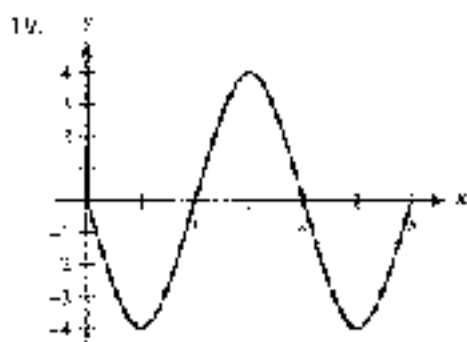


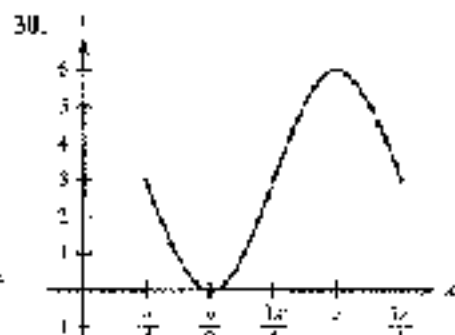
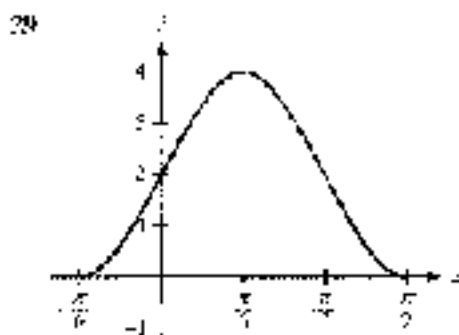
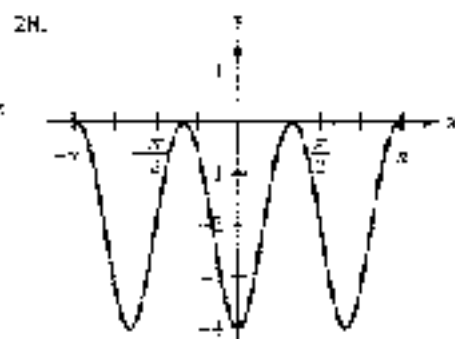
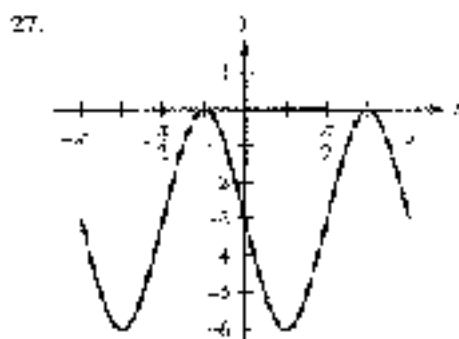
17.



18.







**Simple Harmonic Motion** As we discussed earlier in Problem Set 4.2, any object or quantity that is moving with a periodic sinusoidal description is said to exhibit simple harmonic motion. This motion can be modeled by the trigonometric functions

$$y = A \sin(\omega t)$$

or

$$y = A \cos(\omega t)$$

where  $A$  and  $\omega$  are constants. The frequency given by

$$f = 1/\text{period}$$

represents the number of cycles (or oscillations) that are completed per unit time. The units used to describe frequency are Hertz, where  $1 \text{ Hz} = 1$  cycle per second.

**31. Oscillating Spring** A mass attached to a spring is pulled downward and released. The displacement of the mass from its equilibrium position after  $t$  seconds is given by the function  $d = a \cos(\omega t)$ , where  $d$  is measured in centimeters (Figure 11). The length of the spring when it is the rest is 11 centimeters, and 21 centimeters when it is longest. If the spring oscillates with a frequency of 0.9 Hertz, find  $d$  as a function of  $t$ .

**32. Alternating Current** The voltage of an alternating current can be modeled by the function  $V = A \sin(\omega t)$ , where  $t$  is measured in seconds and  $V$  in volts. If the voltage alternates between  $-120$  and  $120$  volts, and the frequency is 70 Hertz, find  $V$  as a function of  $t$ . Assume the voltage begins at 0 and increases at first.

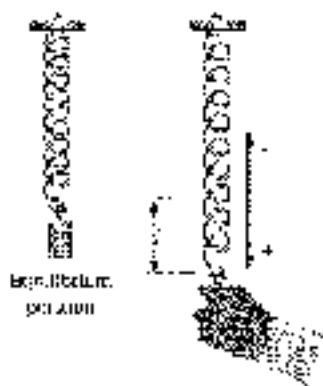


Figure 11



33. **Ferris Wheel** Figure 12 is a model of the Ferris wheel known as the Rosewheel that we encountered in Chapters 2 and 3. Recall that the diameter of the wheel is 150 feet, and one complete revolution takes 15 minutes. The bottom of the wheel is 10 feet above the ground. Complete Table 3, and plot the points  $(t, H)$  from the table. Finally, connect the points with a smooth curve, and use the curve to find an equation that will give a passenger's height above the ground at any time  $t$  during the ride.

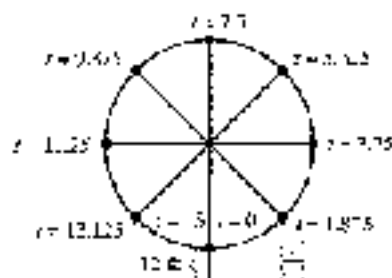


Figure 12

TABLE 3

$t$	$H$
0 min.	
1.125 min.	
2.25 min.	
3.375 min.	
4.5 min.	
5.625 min.	
6.75 min.	
7.875 min.	
8.75 min.	



34. **Ferris Wheel** In Chapter 2 and 3, we worked some problems involving the Ferris wheel called *Cyclops* that was built in St. Louis in 1986. The diameter of the wheel is 265 feet. It rotates at 1.5 revolutions per minute, and the bottom of the wheel is 6 feet above the ground. Find an equation that gives a passenger's height above the ground at any time  $t$  during the ride. Assume the passenger starts the ride at the bottom of the wheel.

35. **Tornadoes** Table 4 shows the total number of tornadoes in the United States for various past years. A graph of this data is given in Figure 13, where we have used  $t$  to represent the year and  $N$  the number of tornadoes. Find the equation of a trigonometric function to use as a model for these data. (Source: NOAA Storm Prediction Center)

TABLE 4

year	tornadoes
1980	765
1987	676
1988	712
1989	856
1990	1173
1991	1132
1992	1057
1993	1173
1994	1082

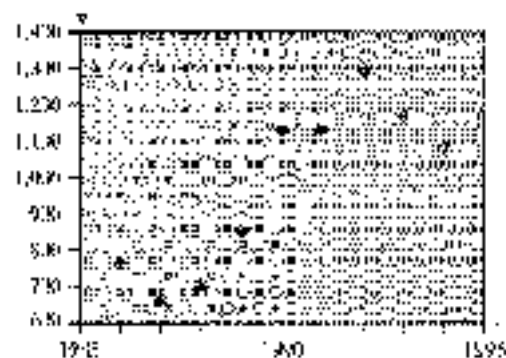


Figure 13

36. **Maximum Temperature** Table 5 shows the average maximum temperature in Yellowstone National Park throughout the year. A graph of this data is given in Figure 14, where we have used  $m$  to represent the month, and  $T$  the average maximum temperature. Find the equation of a trigonometric function to use as a model for these data. Assume  $m = 1$  corresponds to January. (Source: National Park Service)

TABLE 5

Month	Average Maximum Temperature ( $T$ )
January	28.6
February	24.0
March	35.6
April	49.4
May	59.4
June	70.0
July	79.6
August	76.3
September	57.5
October	55.7
November	45.7
December	30.5

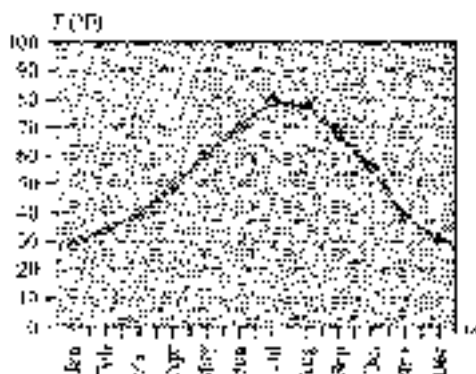


Figure 14

37. **Hours of Daylight** Table 6 shows the number of hours of daylight for the city of San Luis Obispo, California, on a certain number of days into the year. A graph of this data is given in Figure 15, where we have used  $d$  to represent the day (with  $d = 1$  corresponding to January 1) and  $h$  the number of hours of daylight. Find the equation of a trigonometric function to use as a model for these data.

TABLE 6

Day	Hours Daylight
1	9.81
32	10.36
64	11.36
96	12.51
128	13.59
160	14.33
192	14.57
210	14.04
240	13.17
270	12.04
298	10.99
330	10.06
360	9.81

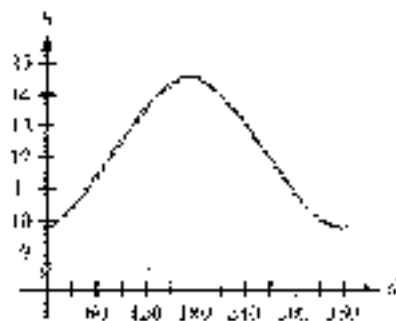


Figure 15



36. The water temperature  $T$  on a particular day of the day in March for a lake follows a periodic cycle. The temperature varies between  $38^\circ\text{F}$  and  $-5^\circ\text{F}$ . At 10 A.M., the lake reaches its average temperature and continues to warm until 10:00 after noon. Let  $t$  represent the number of hours after midnight, and assume the temperature cycle repeats each day. Using a trigonometric function as a model, write  $T$  as a function of  $t$ .

#### REVIEW PROBLEMS

The following problems review material we covered in Section 3.1.

Name the reference angle  $\theta$  for each angle below.

- |                  |                 |
|------------------|-----------------|
| 39. $321^\circ$  | 40. $148^\circ$ |
| 41. $236^\circ$  | 42. $-35^\circ$ |
| 43. $-275^\circ$ | 44. $460^\circ$ |

Use your calculator to find  $\theta$  to the nearest tenth of a degree if  $0^\circ < \theta < 360^\circ$  and

- |   |  |
|---|--|
| 45. $\sin \theta = 0.7455$ with $\theta$ in QII   | 46. $\cos \theta = 0.7455$ with $\theta$ in QIV  |
| 47. $\cos \theta = -2.3528$ with $\theta$ in QIII | 48. $\sec \theta = -3.1415$ with $\theta$ in QII |
| 49. $\cot \theta = -0.2650$ with $\theta$ in QIV  | 50. $\tan \theta = 0.8156$ with $\theta$ in QIII |

## SECTION

## 4.6

## GRAPHING COMBINATIONS OF FUNCTIONS

In this section, we will graph equations of the form  $y = y_1 + y_2$ , where  $y_1$  and  $y_2$  are algebraic or trigonometric functions of  $x$ . For instance, the equation  $y = 1 + \sin x$  can be thought of as the sum of the two functions  $y_1 = 1$  and  $y_2 = \sin x$  (Figure 1).

$$\begin{aligned} \text{if } y_1 &= 1 \quad \text{and} \quad y_2 = \sin x \\ \text{then } y &= y_1 + y_2 \end{aligned}$$

Using this kind of reasoning, the graph of  $y = 1 + \sin x$  is obtained by adding each value of  $y_2$  in  $y_2 = \sin x$  to the corresponding value of  $y_1$  in  $y_1 = 1$ . Graphically, we can show this by adding the values of  $y$  from the graph of  $y_2$  to the corresponding values of  $y$  from the graph of  $y_1$  (Figure 1). If  $y_2 > 0$ , then  $y_1 + y_2$  will be above  $y_1$  by a distance equal to  $y_2$ . If  $y_2 < 0$ , then  $y_1 + y_2$  will be below  $y_1$  by a distance equal to the absolute value of  $y_2$ .



Figure 1

Although in actual practice you may not draw in the little vertical lines we have shown here, they do serve the purpose of allowing us to visualize the idea of adding the  $y$ -coordinates on our graph to the corresponding  $y$ -coordinates on another graph.

**EXAMPLE 1** Graph  $y = \frac{1}{3}x - \sin x$  between  $x = 0$  and  $x = 4\pi$ .

**SOLUTION** We can think of the equation  $y = \frac{1}{3}x - \sin x$  as the sum of the equations  $y_1 = \frac{1}{3}x$  and  $y_2 = -\sin x$ . Graphing each of these two equations on the same set of axes and then adding the values of  $y_2$  to the corresponding  $y$  values of  $y_1$ , we have the graph shown in Figure 2.

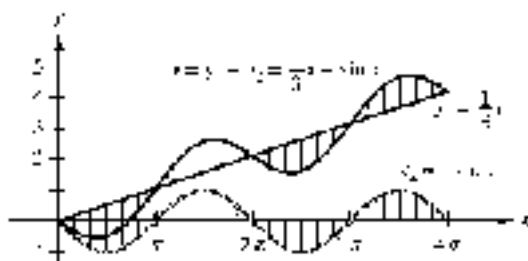


Figure 2

For the rest of the examples in this section, we will not show the vertical lines used to visualize the process of adding  $y$ -coordinates. Sometimes the graphs become too confusing to read when the vertical lines are included. It is the idea behind the vertical lines that is important, not the lines themselves.

**EXAMPLE 2** Graph  $y = 2 \sin x + \cos 2x$  for  $x$  between 0 and  $4\pi$ .

**SOLUTION** We can think of  $y$  as the sum of  $y_1$  and  $y_2$ , where

$$y_1 = 2 \sin x \quad \text{and} \quad y_2 = \cos 2x$$

The graphs of  $y_1$ ,  $y_2$ , and  $y = y_1 + y_2$  are shown in Figure 3.

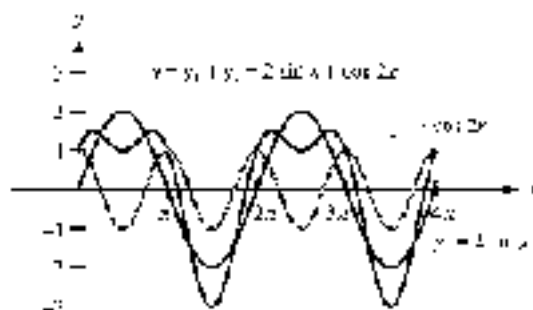


Figure 3

### USING A CALCULATOR

Now that we know how to graph  $y = 2 \sin x + \cos 2x$ ,

Although a graphing calculator can easily graph the function  $y = 2 \sin x + \cos 2x$  in Example 2 without using the methods described in this section, it can also be used to illustrate them. Set your calculator to radian mode and enter the following three functions:

$$Y_1 = 2 \sin(x), Y_2 = \cos(2x), \quad \text{and} \quad Y_3 = Y_1 + Y_2$$





Figure 4

If your calculator has the ability to set different graphing styles, set the first function  $Y_1$  to graph in the normal style, the second function  $Y_2$  in the dot style, and the third function  $Y_3$  in the bold style. Figure 4 shows how the functions would be defined on a TI-84. Now set your window variables so that

$$-4 \leq x \leq 4, \text{ scale} = \pi, -4 \leq y \leq 4$$

When you graph the functions, your calculator screen should look similar to Figure 5. For any  $x$ , the dotted graph ( $Y_2$ ) indicates the distance we should travel above or below the normal graph ( $Y_1$ ) in order to locate the bold graph ( $Y_3$ ).

Notice that the period of the function  $y = 2 \sin(x + 1) \cos(2x)$  is  $2\pi$ . We can also see that the function is at a minimum when the individual component functions  $y_1 = 2 \sin(x)$  and  $y_2 = \cos(2x)$  are both at their minimum values of  $-2$  and  $-1$ . Hence, at  $x = \pi$ , this minimum value will be  $(-2)(-1) = 2$ . However, the maximum values of  $y_1$  and  $y_2$  do not occur simultaneously, so the maximum of  $y = 2 \sin(x + 1) \cos(2x)$  is not so easily determined. Using the appropriate command on the calculator we find that the maximum value is 1.5, as shown in Figure 6.

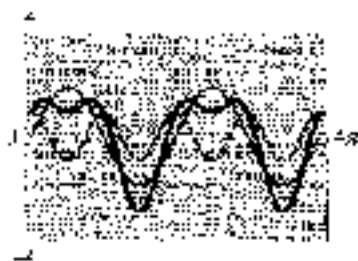


Figure 5

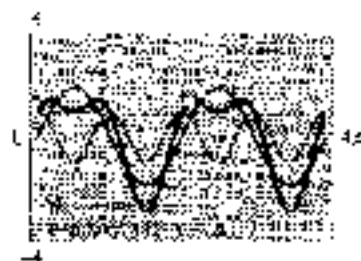


Figure 6

**EXAMPLE 5** Graph  $y = \cos(x + \cos(2x))$  for  $0 \leq x \leq 4\pi$ .

**SOLUTION** We let  $x = y_1 + y_2$ , where

$$y_1 = \cos x \quad (\text{amplitude } 1, \text{ period } 2\pi)$$

and

$$y_2 = \cos 2x \quad (\text{amplitude } 1, \text{ period } \pi)$$

Figure 7 illustrates the graphs of  $y_1$ ,  $y_2$ , and  $y = y_1 + y_2$ .




Figure 7

**EXAMPLE 4** Graph  $y = \sin x + \cos x$  for  $x$  between  $-\pi$  and  $\pi$ .

**SOLUTION** We let  $y_1 = \sin x$  and  $y_2 = \cos x$  and graph  $y_1$ ,  $y_2$ , and  $y = y_1 + y_2$ . Figure 8 illustrates these graphs.

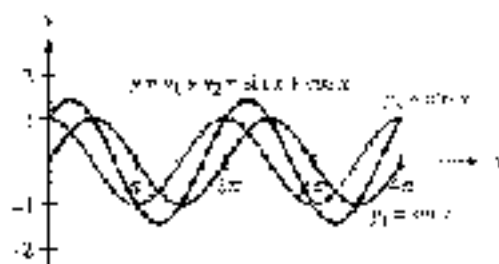


Figure 8

The graph of  $y = \sin x + \cos x$  has amplitude  $\sqrt{2}$ . If we were to extend the graph to the left, we would find it crossed the  $y$ -axis at  $-\pi/4$ . It would then be apparent that the graph of  $y = \sin(x + \pi/4)$  is the same as the graph of  $y = \sqrt{2} \sin(x + \pi/4)$ ; both are sine curves with amplitude  $\sqrt{2}$  and phase shift  $-\pi/4$ . ■

One application of combining trigonometric functions can be seen with Fourier series. Fourier series are used in physics and engineering to represent periodic wave forms as an infinite sum of sine and/or cosine functions.

**EXAMPLE 5** The square wave function  $f(x) = \begin{cases} \frac{\pi}{4} & 0 \leq x < 1 \\ -\frac{\pi}{4} & 1 \leq x < 2 \end{cases}$

shown in Figure 9 can be represented by the Fourier series

$$f(x) = \sin(\pi x) + \frac{\sin(3\pi x)}{3} - \frac{\sin(5\pi x)}{5} + \frac{\sin(7\pi x)}{7} - \dots, \quad 0 \leq x < 2$$

Graph the second partial sum for the Fourier series, consisting of the first two terms of this sum.

$$y = \sin(\pi x) + \frac{\sin(3\pi x)}{3}$$

**SOLUTION** We let  $y_1 = \sin(\pi x)$  and  $y_2 = \frac{\sin(3\pi x)}{3}$  and graph  $y_1$ ,  $y_2$ , and  $y = y_1 + y_2$ . Figure 10 illustrates these graphs.

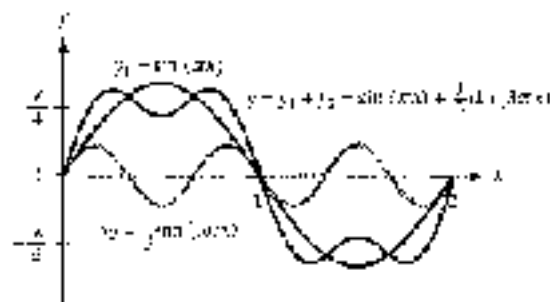


Figure 10

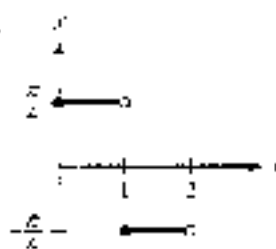


Figure 9



In Figure 11 we have graphed the first, second, third, and fourth partial sums for the Fourier series. You can see that as we include more terms from the series, the resulting curve gives a better approximation of the square wave graph.

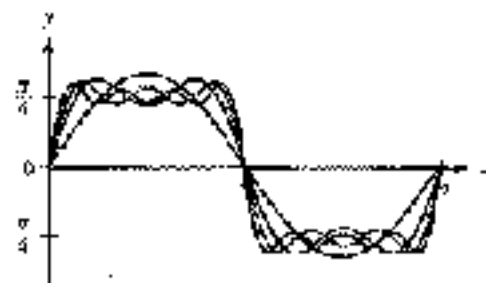


Figure 11

### GETTING READY FOR CLASS

After reading through the preceding section, respond in your own words and in complete sentences.

- We can think of the function  $y = 1 + \sin x$  as the sum of what two functions?
- How do you graph the function  $y = 1 + \sin 2t$ ?
- How do you graph the function  $y = 2 \sin x + \cos 3x$ ?
- What is the period of the function  $y = 2 \sin x + \cos 2x$ ?

### PROBLEM SET 4.6

Use addition of coordinates to sketch the graph of each of the following between  $x = 0$  and  $x = 4\pi$ .

- |                                |                                 |
|--------------------------------|---------------------------------|
| 1. $y = x + \sin x$            | 2. $y = 1 + \cos x$             |
| 3. $y = 2 + \cos x$            | 4. $y = 2 + \sin x$             |
| 5. $y = 4 + 2 \sin x$          | 6. $y = 4 + 3 \cos x$           |
| 7. $y = \frac{1}{2}x + \cos x$ | 8. $y = \frac{1}{2}x + \sin x$  |
| 9. $y = \frac{1}{2}x + \cos x$ | 10. $y = \frac{1}{3}x + \cos x$ |

Sketch the graph of each equation from  $x = 0$  to  $x = 8$ .

- |                          |                       |
|--------------------------|-----------------------|
| 11. $y = x + \sin \pi x$ | 12. $y = x + \cos 2x$ |
|--------------------------|-----------------------|

Sketch the graph from  $x = 0$  to  $x = 4\pi$ .

- |                                     |                                     |
|-------------------------------------|-------------------------------------|
| 13. $y = 3 \sin x + \cos 2x$        | 14. $y = 2 \cos x + \sin 2x$        |
| 15. $y = 2 \sin x + \cos 2x$        | 16. $y = 7 \cos x + \sin 2x$        |
| 17. $y = \sin x + \sin \frac{x}{2}$ | 18. $y = \cos x + \cos \frac{x}{2}$ |

19.  $y = \sin x + \sin 2x$                       20.  $y = \cos x + \cos 2x$   
 21.  $y = \cos x + \frac{1}{2} \sin 2x$                     22.  $y = \sin x + \frac{1}{2} \cos 2x$   
 23.  $y = \sin x - \cos x$                       24.  $y = \cos x - \sin x$
25. Make a table using multiples of  $\pi/3$  for  $x$  between 0 and  $2\pi$  to help sketch the graph of  $y = \cos 3x$ .
26. Sketch the graph of  $y = \cos x$ .

Use your graphing calculator to graph each of the following between  $x = 0$  and  $x = 2\pi$ . In each case, show the graph of  $y$ ,  $y_1$ , and  $y = y_1 + y_2$ . (Make sure your calculator is set to radian mode.)

27.  $y = 2 + \sin x$                               28.  $y = 2 + \cos x$   
 29.  $y = x + \cos x$                           30.  $y = x - \sin x$   
 31.  $y = \sin x - 2 \cos x$                     32.  $y = \cos x - 2 \sin x$   
 33.  $y = \cos 2x + 2 \cos 3x$                 34.  $y = \sin 2x - 2 \sin 3x$

35. In Example 5 we stated that a square wave can be represented by the Fourier series

$$f(x) = \sin(\pi x) + \frac{\sin(3\pi x)}{3} + \frac{\sin(5\pi x)}{5} + \frac{\sin(7\pi x)}{7} + \dots, 0 \leq x \leq 2$$

Use your graphing calculator to graph the following partial sums of this series.

- a.  $f(x) = \sin(\pi x) + \frac{\sin(3\pi x)}{3}$   
 b.  $f(x) = \sin(\pi x) + \frac{\sin(3\pi x)}{3} + \frac{\sin(5\pi x)}{5}$   
 c.  $f(x) = \sin(\pi x) + \frac{\sin(3\pi x)}{3} + \frac{\sin(5\pi x)}{5} + \frac{\sin(7\pi x)}{7}$   
 d.  $f(x) = \sin(\pi x) + \frac{\sin(3\pi x)}{3} + \frac{\sin(5\pi x)}{5} + \frac{\sin(7\pi x)}{7} + \frac{\sin(9\pi x)}{9}$

36. The sawtooth shown in Figure 12, called a *sawtooth wave*, can be represented by the Fourier series

$$f(x) = \sin(\pi x) + \frac{\sin(2\pi x)}{2} + \frac{\sin(3\pi x)}{3} + \frac{\sin(4\pi x)}{4} + \dots, 0 \leq x \leq 1$$

Use your graphing calculator to graph the following partial sums of this series.

- a.  $f(x) = \sin(\pi x) + \frac{\sin(2\pi x)}{2}$   
 b.  $f(x) = \sin(\pi x) + \frac{\sin(2\pi x)}{2} + \frac{\sin(3\pi x)}{3}$   
 c.  $f(x) = \sin(\pi x) + \frac{\sin(2\pi x)}{2} + \frac{\sin(3\pi x)}{3} + \frac{\sin(4\pi x)}{4}$   
 d.  $f(x) = \sin(\pi x) + \frac{\sin(2\pi x)}{2} + \frac{\sin(3\pi x)}{3} + \frac{\sin(4\pi x)}{4} + \frac{\sin(5\pi x)}{5}$

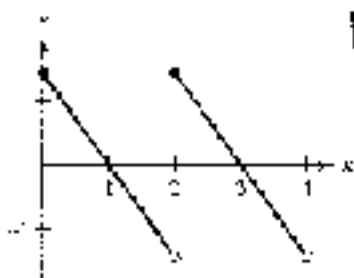


Figure 12



### REVIEW PROBLEMS

The following problems review material we covered in Section 3.5.

37. **Linear Velocity** A point moving on the circumference of a circle covers 3 feet every 20 seconds. Find the linear velocity of the point.
38. **Linear Velocity** A point is moving on the circumference of a circle. Every 30 seconds the point covers 15 centimeters. Find the linear velocity of the point.
39. **Arc Length** A point is moving with a linear velocity of 20 feet per second on the circumference of a circle. How far does the point move in 1 minute?
40. **Arc Length** A point moves at 65 meters per second on the circumference of a circle. How far does the point travel in 1 minute?
41. **Arc Length** A point is moving with an angular velocity of 3 radians per second on a circle of radius 6 meters. How far does the point travel in 10 seconds?
42. **Angular Velocity** Convert 30 revolutions per minute (rpm) to angular velocity in radians per second.
43. **Angular Velocity** Convert 120 revolutions per minute to angular velocity in radians per second.
44. **Linear Velocity** A point is rotating at 5 revolutions per minute on a circle of radius 5 inches. What is the linear velocity of the point?
45. **Arc Length** How far does the tip of a 10-centimeter minute hand on a clock travel in 2 hours?
46. **Arc Length** How far does the tip of an 8-centimeter hour hand on a clock travel in 1 day?

## SECTION 4.7 INVERSE TRIGONOMETRIC FUNCTIONS

In Chapter 2, we encountered situations in which we needed to find an angle given a value of one of the trigonometric functions. This is the reverse of what a trigonometric function is designed to do. When we try to use a function in the reverse direction, we are really using what is called the *inverse* of the function. We begin this section with a brief review of the inverse of a function. If this is a new topic for you, a more thorough presentation of functions and inverse functions is provided in Appendix A.

First, let us review the definition of a function and its inverse.

### DEFINITION

A *function* is a set of correspondences that pairs each element of the domain with exactly one element from the range. That is, a function is a set of ordered pairs in which no two different ordered pairs have the same first coordinate.

The *inverse* of a function is found by interchanging the coordinates in each ordered pair that is an element of the function.

With the inverse, the domain and range of the function have switched roles. To find the equation of the inverse of a function, we simply exchange  $x$  and  $y$  in the equation and then solve for  $y$ . For example, to find the inverse of the function  $y = x^2 - 4$ , we would proceed like this:

$$\begin{array}{ll} \text{The inverse of } & y = x^2 - 4 \\ \text{is} & x = y^2 - 4 \quad \text{Exchange } x \text{ and } y \\ \text{or} & y^2 - 4 = x \\ & y^2 = x + 4 \quad \text{Add 4 to both sides} \\ & y = \pm\sqrt{x + 4} \quad \text{Take the square root of both sides} \end{array}$$

The inverse of the function  $y = x^2 - 4$  is given by the equation  $y = \pm\sqrt{x + 4}$ .

The graph of  $y = x^2 - 4$  is a parabola that crosses the  $x$ -axis at  $-2$  and  $2$  and has its vertex at  $(0, -4)$ . To graph the inverse, we take each point on the graph of  $y = x^2 - 4$ , interchange the  $x$ - and  $y$ -coordinates, and then plot the resulting point. Figure 1 shows both graphs. Notice that the graph of the inverse is a reflection of the graph of the original function about the line  $y = x$ .



Figure 1

From Figure 1 we see that the inverse of  $y = x^2 - 4$  is not a function because the graph of  $y = \pm\sqrt{x + 4}$  does not pass the vertical line test. For the inverse to also be a function, the graph of the original function must pass the horizontal line test. Functions with this property are called *one-to-one functions*. If a function is one-to-one, then we know its inverse will be a function as well.

#### INVERSE FUNCTION NOTATION

If  $y = f(x)$  is a one-to-one function, then the inverse of  $f$  is also a function and can be denoted by  $y = f^{-1}(x)$ .

Because the graphs of all six trigonometric functions do not pass the horizontal line test, the inverse relations for these functions will not be functions themselves. However, we will see that it is possible to define an inverse that is a function if we restrict the original trigonometric function to certain angles. In this section, we will highlight discussion of inverse trigonometric functions to the inverse of the three major functions: sine, cosine, and tangent. The other three inverse trigonometric functions can be handled with the use of reciprocal identities.



## The Inverse Sine Relation

To find the inverse of  $y = \sin x$ , we interchange  $x$  and  $y$  to obtain

$$x = \sin y$$

This is the equation of the inverse sine relation.

To graph  $x = \sin y$ , we simply reflect the graph of  $y = \sin x$  about the line  $y = x$ , as shown in Figure 2.

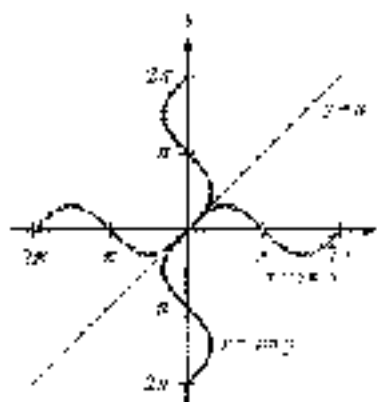


Figure 2

As you can see from the graph,  $x = \sin y$  is a relation, but not a function. For every value of  $x$  in the domain, there are many values of  $y$ . The graph of  $x = \sin y$  fails the vertical line test.

## The Inverse Sine Function

If the function  $y = \sin x$  is to have an inverse that is also a function, it is necessary to restrict the values that  $x$  can assume so that we may satisfy the horizontal line test. The interval we restrict  $x$  to is  $-\pi/2 \leq x \leq \pi/2$ . Figure 3 displays the graph of  $y = \sin x$  with the restricted interval shown. Notice that this segment of the sine graph passes the horizontal line test, and it maintains the full range of the function  $(-1 \leq y \leq 1)$ . Figure 4 shows the graph of the inverse relation  $x = \sin y$  with the restricted interval after the sine curve has been reflected about the line  $y = x$ .

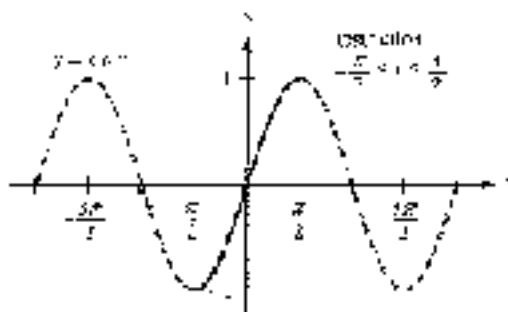


Figure 3

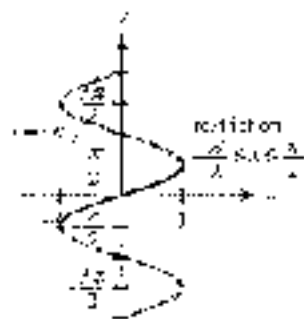
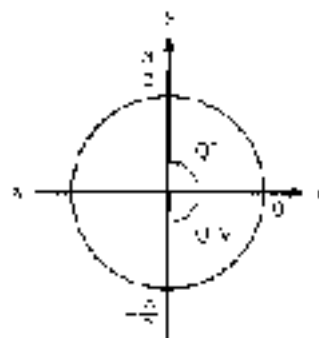


Figure 4

It is apparent from Figure 4 that if  $x = \sin y$  is restricted to the interval  $-\pi/2 \leq y \leq \pi/2$ , then each value of  $x$  between  $-1$  and  $1$  is associated with exactly one value of  $y$ , and we have a function rather than just a relation. The equation  $x = \sin y$ , together with the restriction  $-\pi/2 \leq y \leq \pi/2$ , forms the inverse sine function. To designate this function, we use the following notation.



#### NOTATION

The notation used to indicate the inverse sine function is as follows:

Notation	Meaning
$y = \sin^{-1} x$ or $y = \arcsin x$	$x = \sin y$ and $-\frac{\pi}{2} \leq y \leq \frac{\pi}{2}$
<i>In words: <math>y</math> is the angle between <math>-\pi/2</math> and <math>\pi/2</math> radians, whose sine is <math>x</math>.</i>	

The inverse sine function will return an angle whose sine is  $x$ , and whose restriction, according to (BN-10),

**Note** The notation  $\sin^{-1} x$  is not to be interpreted as meaning the reciprocal of  $\sin x$ . That is,

$$\sin^{-1} x \neq \frac{1}{\sin x}$$

If we want the reciprocal of  $\sin x$ , we use  $\csc x$  or  $(\sin x)^{-1}$ , but never  $\sin^{-1} x$ .

## The Inverse Cosine Function

Just as we did for the sine function, we must restrict the domain that  $x$  can assume with the cosine function in order to satisfy the horizontal line test. The interval we use is not  $0 \leq x \leq \pi$ . Figure 5 shows the graph of  $y = \cos x$  with the restricted interval. Figure 6 shows the graph of the inverse relation  $x = \cos y$  with the restricted interval after the entire curve has been reflected about the line  $y = x$ .

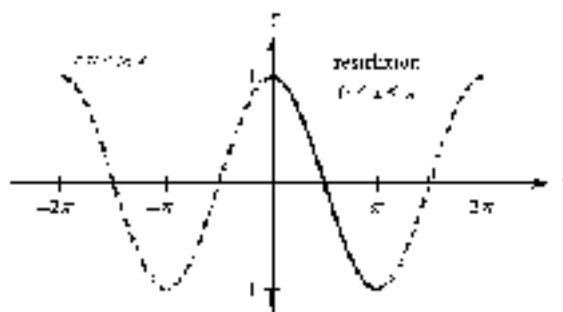


Figure 5

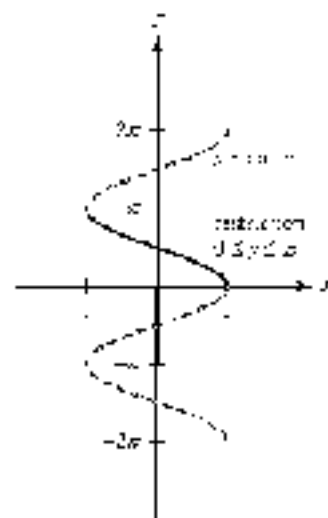
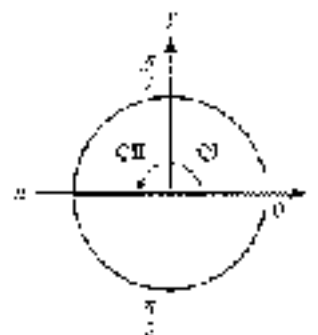


Figure 6





The equation  $x = \cos y$  together with the restriction  $0 \leq y < \pi$ , forms the inverse cosine function. To designate this function, we use the following notation.



The inverse cosine function will return angles  $y$  such that  $x = \cos y$  corresponding to QI or QII.

#### NOTATION

The notation used to indicate the inverse cosine function is as follows:

Notation	Meaning
$y = \cos^{-1} x$ or $y = \arccos x$	$y = \cos^{-1} x$ and $0 \leq y < \pi$
$\theta$ is the angle between $0$ and $\pi$ inclusive, whose cosine is $x$ .	

## The Inverse Tangent Function

For the tangent function, we restrict the values that  $x$  can assume to the interval  $-\pi/2 < x < \pi/2$ . Figure 7 shows the graph of  $y = \tan x$  with the restricted interval. Figure 8 shows the graph of the inverse relation  $x = \tan y$  with the restricted interval after it has been reflected about the line  $y = x$ .

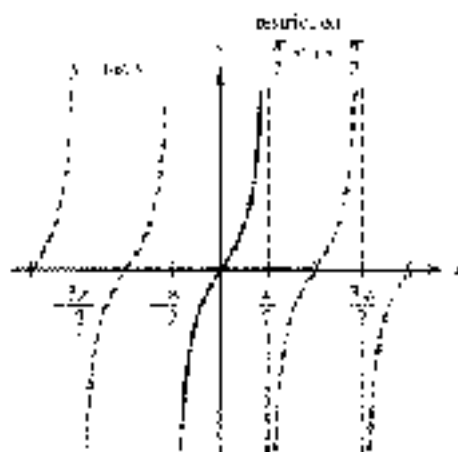


Figure 7

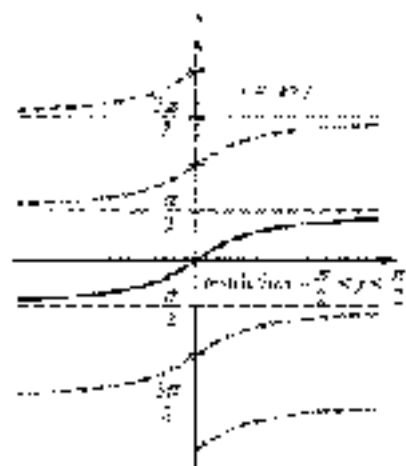
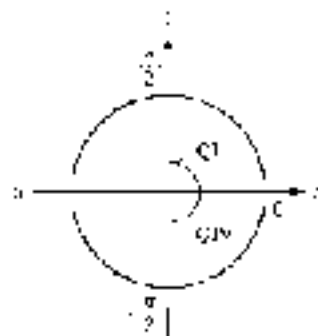


Figure 8

The equation  $x = \tan y$  together with the restriction  $-\pi/2 < y < \pi/2$ , forms the inverse tangent function. To designate this function we use the following notation.



The inverse tangent function will return angles  $y$  whose  $x = \tan y$  corresponding to QIV or QI.

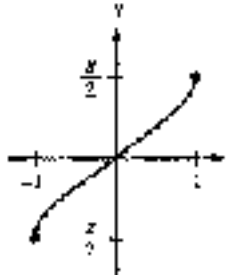
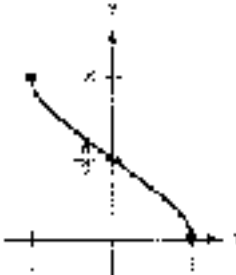

#### NOTATION

The notation used to indicate the inverse tangent function is as follows:

Notation	Meaning
$y = \tan^{-1} x$ or $y = \arctan x$	$y = \tan^{-1} x$ and $-\pi/2 < y < \pi/2$
$\theta$ is the angle between $-\pi/2$ and $\pi/2$ whose tangent is $x$ .	

In all instances, here are the three inverse trigonometric functions we have discussed, along with the domain, range, and graph for each:

### INVERSE TRIGONOMETRIC FUNCTIONS

Inverse Sine	Inverse Cosine	Inverse Tangent
$y = \sin^{-1} x = \arcsin x$	$y = \cos^{-1} x = \arccos x$	$y = \tan^{-1} x = \arctan x$
		
Domain: $-1 \leq x \leq 1$	Domain: $-1 \leq x \leq 1$	Domain: all real numbers
Range: $-\frac{\pi}{2} \leq y \leq \frac{\pi}{2}$	Range: $0 \leq y \leq \pi$	Range: $-\frac{\pi}{2} < y < \frac{\pi}{2}$

### EXAMPLE 1

Use a table or function without using a calculator or table.

- a.  $\sin^{-1} \left( \frac{1}{2} \right)$     b.  $\arccos \left( \frac{\sqrt{3}}{2} \right)$     c.  $\tan^{-1} (-1)$

### SOLUTION

- a. The angle between  $-\pi/2$  and  $\pi/2$  whose sine is  $\frac{1}{2}$  is  $\pi/6$ .

$$\sin^{-1} \left( \frac{1}{2} \right) = \frac{\pi}{6}$$

- b. The angle between 0 and  $\pi$  with a cosine of  $-\sqrt{3}/2$  is  $5\pi/6$ .

$$\arccos \left( -\frac{\sqrt{3}}{2} \right) = \frac{5\pi}{6}$$

- c. The angle between  $-\pi/2$  and  $\pi/2$  the tangent of which is  $-1$  is  $-\pi/4$ .

$$\tan^{-1} (-1) = -\frac{\pi}{4}$$

### USING A

Graphing calculator to graph and evaluate an inverse trigonometric function.

A graphing calculator can be used to graph and evaluate an inverse trigonometric function. To graph the inverse sine function, set your calculator to degree mode and enter the function

$$Y_1 = \sin^{-1} X$$

Set your window variables so that

$$-1.5 \leq X \leq 1.5; \quad -120 \leq Y \leq 120, \quad \text{scale} = 45$$

**NOTE** In parts of Example 1, it would be incorrect to give the angle  $\pi/6$  if it is known that the angle is  $\pi/2$  or  $3\pi/4$  or between  $\pi/2$  and  $3\pi/2$ . These are all the angles

■



The graph of the inverse sine function is shown in Figure 9.




Figure 9




Figure 10

To find  $\sin^{-1} \frac{1}{2}$  in Example 1a, use the appropriate screen and to evaluate the function for  $x = 0.5$ . As Figure 10 illustrates, the result is  $y = \frac{\pi}{6}$ . The angle between  $-\frac{\pi}{2}$  and  $\frac{\pi}{2}$  having a sine of  $\frac{1}{2}$  is  $\frac{\pi}{6}$ , or about 0.16 radians.

**EXAMPLE 2** Use a calculator to evaluate each expression to the nearest tenth of a degree.

- a.  $\arcsin(0.5075)$       b.  $\arcsin(-0.5075)$       c.  $\cos^{-1}(0.6478)$   
 d.  $\cos^{-1}(-0.6478)$       e.  $\arctan(4.474)$       f.  $\arctan(-4.474)$

**SOLUTION** Make sure the calculator is set in degree mode, and then enter the number and press the appropriate key. Scientific and graphing calculators are programmed so that the restrictions on the inverse trigonometric functions are automatic.

- a.  $\arcsin(0.5075) = 30.5^\circ$   
 b.  $\arcsin(-0.5075) = -30.5^\circ$       Reference angle  $30.5^\circ$   
 c.  $\cos^{-1}(0.6478) = 50.3^\circ$   
 d.  $\cos^{-1}(-0.6478) = 130.0^\circ$       Reference angle  $50.3^\circ$   
 e.  $\arctan(4.474) = 77.4^\circ$   
 f.  $\arctan(-4.474) = -77.4^\circ$       Reference angle  $77.4^\circ$

In Example 5 of Section 8.2, we simplified the expression  $\sqrt{3} \tan^{-1} 2$  using the trigonometric substitution  $x = 3 \tan \theta$  to eliminate the square root. We will now see how to simplify the result of that example further by removing the absolute value symbol.

**EXAMPLE 3** Simplify  $\sqrt{3} \sec^{-1} \left( \frac{3}{\sqrt{3} + \tan \theta} \right)$  for some real number  $\theta$ .

**SOLUTION** Because  $\theta = \tan^{-1} \frac{\sqrt{3}}{3}$ , we know from the definition of the inverse tangent function that  $-\frac{\pi}{2} < \theta < \frac{\pi}{2}$ . For any angle  $\theta$  within this interval,  $\sec \theta$  will have a positive value. Therefore,  $|\sec \theta| = \sec \theta$  and we can simplify the expression further as

$$\sqrt{3} \sec^{-1} \left( \frac{3}{\sqrt{3} + \tan \theta} \right) = 3 \sec \theta$$

**EXAMPLE 4** Evaluate each expression.

a.  $\sin\left(\sin^{-1}\frac{1}{2}\right)$

b.  $\sin^{-1}(\sin 135^\circ)$

**SOLUTION**

a. From Example 1a we know that  $\sin^{-1}\frac{1}{2} = \frac{\pi}{6}$ . Therefore,

$$\sin\left(\sin^{-1}\frac{1}{2}\right) = \sin\left(\frac{\pi}{6}\right) = \frac{1}{2}$$

b. Because  $\sin 135^\circ = \frac{1}{\sqrt{2}}$ ,  $\sin^{-1}(\sin 135^\circ) = \sin^{-1}\left(\frac{1}{\sqrt{2}}\right)$  will be the angle  $y$  such that  $\sin y = \frac{1}{\sqrt{2}}$  for which  $0^\circ < y < 90^\circ$ . The angle satisfying this requirement is  $y = 45^\circ$ . So,

$$\sin^{-1}(\sin 135^\circ) = \sin^{-1}\left(\frac{1}{\sqrt{2}}\right) = 45^\circ \quad \blacksquare$$

**NOTE** Notice in Example 4a that the result of  $1/2$  is the same as the value that appeared in the original expression. Because  $y = \sin x$  and  $y = \sin^{-1}x$  are inverse functions, the one function will “undo” the action performed by the other. (For more details on this property of inverse functions, see Appendix A.) The reason this same success did not occur in Example 4b is that the original angle  $135^\circ$  is not within the restricted domain of the sine function and is therefore outside the range of the inverse sine function. In a sense, the functions in Example 4b are not really inverses because we did not choose an input within the specified interval for the sine function.

**EXAMPLE 5** Simplify  $\tan^{-1}(\tan x)$  if  $-\frac{\pi}{2} < x < \frac{\pi}{2}$ .

**SOLUTION** Here  $x$  is within the restricted domain for the tangent function and the two functions are inverses. Whatever value the tangent function assigns to  $x$ , the inverse tangent function will reverse this operation and return the original value of  $x$ . So, by the property of inverse functions,

$$\tan^{-1}(\tan x) = x \quad \blacksquare$$

**EXAMPLE 6** Evaluate  $\sin\left(\tan^{-1}\frac{3}{4}\right)$  without using a calculator.

**SOLUTION** We begin by letting  $\theta = \tan^{-1}\left(\frac{3}{4}\right)$ . (Remember,  $\tan^{-1}x$  is the angle whose tangent is  $x$ .) Then we have

$$\text{If } \theta = \tan^{-1}\frac{3}{4}, \text{ then } \tan \theta = \frac{3}{4} \text{ and } 0^\circ < \theta < 90^\circ$$

We can draw a triangle in which one of the acute angles is  $\theta$  (Figure 11). Because  $\tan \theta = \frac{3}{4}$ , we label the side opposite  $\theta$  with 3 and the side adjacent to  $\theta$  with 4. The hypotenuse is found by applying the Pythagorean Theorem.

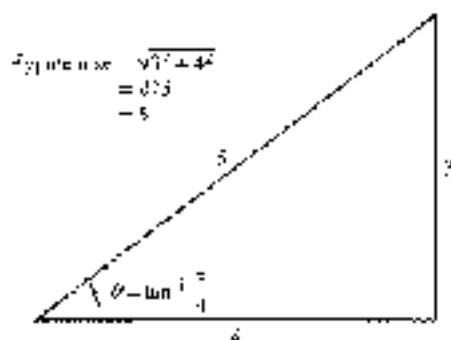


Figure 11

From Figure 11 we find  $\sin \theta$  using the ratio of the side opposite  $\theta$  to the hypotenuse:

$$\sin \left( \tan^{-1} \frac{3}{4} \right) = \sin \theta = \frac{3}{5}$$

**Calculator Note** If we were to do the same problem with the aid of a calculator, the sequence would look like this:

**Scientific Calculator**

$$\theta = \left[ \tan^{-1} \left( \frac{3}{4} \right) \right] \left[ \sin \right]$$

**Graphing Calculator**

$$\left[ \sin \left[ \tan^{-1} \left( \frac{3}{4} \right) \right] \right] \left[ \text{ENTER} \right]$$

The display would read 0.6, which is  $\frac{3}{5}$ .

Although it is a lot easier to use a calculator on problems like the one in Example 6, seeing it without a calculator will be of great use to you in the future.

**EXAMPLE 2** Write the expression  $\sin(\cos^{-1} x)$  as an equivalent expression in a unit  $\square$ .

**SOLUTION** We let  $\theta = \cos^{-1} x$ . Then

$$\cos \theta = x = \frac{x}{1} \quad \text{and} \quad 0 \leq \theta \leq \pi$$

We can visualize the problem by drawing  $\theta$  in standard position with terminal side in either QI or QII (Figure 12). Let  $P = (x, y)$  be a point on the terminal side of  $\theta$ . By Definition 1,  $\cos \theta = \frac{x}{r}$ , so  $r$  must be equal to 1. We can find  $y$  by applying the Pythagorean Theorem. Notice that  $y$  will be a positive value in either quadrant.



Figure 12

Because  $\sin \theta = \frac{y}{r}$ ,

$$\sin(\cos^{-1} x) = \sin \theta = \frac{\sqrt{1-x^2}}{1} = \sqrt{1-x^2}$$

This result is valid whether  $x$  is positive ( $\theta$  terminates in  $Q1$ ) or negative ( $\theta$  terminates in  $Q4$ ).

### GETTING READY FOR 6.93

After reading through the preceding section, respond in your own words and in complete sentences.

- Why must the graph of  $y = \sin x$  be restricted to  $-\frac{\pi}{2} \leq x \leq \frac{\pi}{2}$  in order to have an inverse function?
- What restriction is made on the values of  $y = \cos x$  so that it will have an inverse that is a function?
- What is the meaning of the notation  $y = \tan^{-1} x$ ?
- If  $y = \sec x$ , then what restriction is placed on the value of  $y$ ?

### PROBLEM SET 4.7

- Graph  $y = \cos x$  for  $x$  between  $-2\pi$  and  $2\pi$  and then reflect the graph about the line  $y = x$  to obtain the graph of  $y = \cos^{-1} x$ .
- Graph  $y = \sin x$  for  $x$  between  $-\pi/2$  and  $\pi/2$ , and then reflect the graph about the line  $y = x$  to obtain the graph of  $y = \sin^{-1} x$  between  $-\pi/2$  and  $\pi/2$ .
- Graph  $y = \tan x$  for  $x$  between  $-\pi/2$  and  $\pi/2$ , and then reflect the graph about the line  $y = x$  to obtain the graph of  $y = \tan^{-1} x$ .
- Graph  $y = \sec x$  for  $x$  between  $0$  and  $\pi$ , and then reflect the graph about the line  $y = x$  to obtain the graph of  $y = \sec^{-1} x$ .

Evaluate each expression without using a calculator, and write your answers in radians.

- |   |  |
|---|--|
| ▶ 5. $\sin^{-1}\left(\frac{\sqrt{3}}{2}\right)$ | 6. $\cos^{-1}\left(\frac{1}{2}\right)$         |
| 7. $\cos^{-1}(-1)$                              | 8. $\cos^{-1}(0)$                              |
| ▶ 9. $\tan^{-1}(0)$                             | 10. $\tan^{-1}(0)$                             |
| 11. $\arccos\left(-\frac{1}{\sqrt{2}}\right)$   | 12. $\arccos(0)$                               |
| ▶ 13. $\sin^{-1}\left(-\frac{1}{2}\right)$      | 14. $\sin^{-1}\left(\frac{1}{\sqrt{2}}\right)$ |
| 15. $\arcsin(\sqrt{3})$                         | 16. $\arctan\left(\frac{1}{\sqrt{3}}\right)$   |
| 17. $\arcsin(0)$                                | 18. $\arcsin\left(-\frac{\sqrt{3}}{2}\right)$  |



19.  $\tan^{-1}\left(-\frac{1}{\sqrt{3}}\right)$       20.  $\tan^{-1}(\sqrt{3})$   
 21.  $\cos^{-1}\left(-\frac{1}{2}\right)$       22.  $\sin^{-1}(1)$   
 23.  $\arccos\left(\frac{\sqrt{3}}{2}\right)$       24.  $\arcsin(-1)$

Use a calculator to evaluate each expression to the nearest tenth of a degree.

25.  $\sin^{-1}(0.1702)$       26.  $\sin^{-1}(-0.1702)$   
 27.  $\cos^{-1}(-0.5425)$       28.  $\cos^{-1}(0.5425)$   
 29.  $\tan^{-1}(0.3793)$       30.  $\tan^{-1}(-0.3799)$   
 31.  $\arcsin(0.9627)$       32.  $\arccos(0.9627)$   
 33.  $\cos^{-1}(-0.4664)$       34.  $\sin^{-1}(-0.4664)$   
 35.  $\arctan(-2.746)$       36.  $\arcsin(-0.2640)$   
 37.  $\sin^{-1}(-0.7660)$       38.  $\cos^{-1}(-0.7660)$
39. Use your graphing calculator to graph  $y = \sin^{-1}x$  in degree mode. Use the graph with the appropriate command to evaluate each expression.  
 a.  $\sin^{-1}\left(-\frac{3}{2}\right)$     b.  $\sin^{-1}\left(\frac{\sqrt{3}}{2}\right)$     c.  $\arcsin\left(-\frac{1}{\sqrt{2}}\right)$
40. Use your graphing calculator to graph  $y = \cos^{-1}x$  in degree mode. Use the graph with the appropriate command to evaluate each expression.  
 a.  $\cos^{-1}\left(\frac{1}{2}\right)$     b.  $\cos^{-1}\left(-\frac{\sqrt{3}}{2}\right)$     c.  $\arccos\left(\frac{1}{\sqrt{2}}\right)$
41. Use your graphing calculator to graph  $y = \tan^{-1}x$  in degree mode. Use the graph with the appropriate command to evaluate each expression.  
 a.  $\tan^{-1}(-1)$     b.  $\tan^{-1}(\sqrt{3})$     c.  $\arctan\left(\frac{1}{\sqrt{3}}\right)$

42. Simplify  $4|\cos \theta|$  if  $\theta = \sin^{-1} \frac{x}{4}$  for some real number  $x$ .

43. Simplify  $2|\sin \theta|$  if  $\theta = \cos^{-1} \frac{d}{2}$  for some real number  $x$ .

44. Simplify  $5|\sec \theta|$  if  $\theta = \tan^{-1} \frac{x}{5}$  for some real number  $x$ .

Evaluate without using a calculator.

45.  $\sin\left(\sin^{-1}\frac{2}{5}\right)$       46.  $\cos\left(\cos^{-1}\frac{1}{2}\right)$   
 47.  $\cos\left(\cos^{-1}\frac{1}{2}\right)$       48.  $\sin\left(\sin^{-1}\frac{1}{\sqrt{2}}\right)$   
 49.  $\tan\left(\tan^{-1}\frac{1}{2}\right)$       50.  $\tan\left(\tan^{-1}\frac{3}{2}\right)$   
 51.  $\sin^{-1}(\sin 225^\circ)$       52.  $\cos^{-1}(\cos 330^\circ)$   
 53.  $\sin^{-1}\left(\sin \frac{\pi}{3}\right)$       54.  $\sin^{-1}\left(\sin \frac{\pi}{2}\right)$

55.  $\cos^{-1}(\cos 120^\circ)$

57.  $\cos^{-1}\left(-\cos \frac{7\pi}{4}\right)$

59.  $\tan^{-1}(\tan 45^\circ)$

61.  $\tan^{-1}\left(\tan \frac{5\pi}{6}\right)$

56.  $\cos^{-1}(\cos 45^\circ)$

58.  $\cos^{-1}\left(\cos \frac{7\pi}{2}\right)$

60.  $\tan^{-1}(\tan 60^\circ)$

62.  $\tan^{-1}\left(\tan \frac{2\pi}{3}\right)$

Evaluate without using a calculator.

63.  $\cos\left(\sin^{-1}\frac{3}{4}\right)$

65.  $\tan\left(\sin^{-1}\frac{3}{5}\right)$

67.  $\sec\left(\cos^{-1}\frac{1}{\sqrt{5}}\right)$

69.  $\sin\left(\cos^{-1}\frac{1}{2}\right)$

71.  $\cos\left(\tan^{-1}\frac{1}{2}\right)$

64.  $\cos\left(\tan^{-1}\frac{1}{2}\right)$

66.  $\tan\left(\cos^{-1}\frac{3}{5}\right)$

68.  $\sin\left(\cos^{-1}\frac{1}{\sqrt{5}}\right)$

70.  $\cos\left(\sin^{-1}\frac{1}{2}\right)$

72.  $\sin\left(\tan^{-1}\frac{1}{2}\right)$

73. Simplify  $\sin^{-1}(\sin x)$  if  $-\pi/2 \leq x \leq \pi/2$ .

74. Simplify  $\cos^{-1}(\cos x)$  if  $0 \leq x \leq \pi$ .

For each expression below, write an equivalent expression that involves  $x$  only. (For Problems 81 through 84, assume  $x$  is positive.)

75.  $\cos(\cos^{-1}x)$

77.  $\cos(\sin^{-1}x)$

79.  $\sin(\tan^{-1}x)$

81.  $\sin\left(\cos^{-1}\frac{1}{x}\right)$

83.  $\sin\left(\cos^{-1}\frac{1}{x}\right)$


76.  $\sin(\tan^{-1}x)$

78.  $\tan(\cos^{-1}x)$

80.  $\cos(\tan^{-1}x)$

82.  $\cos\left(\sin^{-1}\frac{1}{x}\right)$

84.  $\cos\left(\sin^{-1}\frac{1}{x}\right)$

 **Navigation** The great circle distance between two points  $P_1(LT_1, LN_1)$  and  $P_2(LT_2, LN_2)$ , whose coordinates are given as latitudes and longitudes, is given by the formula

$$d = \cos^{-1}(\sin(LT_1)\sin(LT_2) + \cos(LT_1)\cos(LT_2)\cos(LN_1 - LN_2))$$

where  $d$  is the distance along a great circle of the Earth, measured in radians (Figure 13). To use this formula, the latitudes and longitudes must be entered as angles in radians. Find the great circle distance, in miles, between the given points assuming the radius of the Earth is 3,960 miles.

85.  $P_1(N 32^\circ 22.158', W 64^\circ 41.173')$  Bermuda and

$P_2(N 13^\circ 04.859', W 59^\circ 29.268')$  Barbados

86.  $P_1(N 21^\circ 53.826', W 159^\circ 56.536')$  Kauai, HI

$P_2(N 19^\circ 43.219', W 155^\circ 02.930')$  Hawaii



Figure 13





## REVIEW PROBLEMS

The problems that follow review material we covered in Sections 4.2 and 4.3.

Graph each of the following equations over the indicated interval. Be sure to label the  $x$ - and  $y$ -axes so that the amplitude and period are easy to see.

87.  $y = 4 \sin 2x$ , one complete cycle

88.  $y = 2 \sin -x$ , one complete cycle

89.  $y = 3 \sin \pi x$ ,  $-4 \leq x \leq 4$

90.  $y = 3 \cos \frac{1}{2}x$ ,  $-2 \leq x \leq 4$

91.  $y = -3 \cos \frac{1}{2}x$ ,  $-2\pi \leq x \leq 6\pi$

92.  $y = -3 \sin 2x$ ,  $-2\pi \leq x \leq 2\pi$

Graph one complete cycle of each of the following equations. Be sure to label the  $x$ - and  $y$ -axes so that the amplitude, period, and phase shift for each graph are easy to see.

93.  $y = \sin \left( x - \frac{\pi}{4} \right)$

94.  $y = \sin \left( x - \frac{\pi}{2} \right)$

95.  $y = \cos \left( 2x - \frac{\pi}{2} \right)$

96.  $y = \sin (2x - \pi)$

97.  $y = 3 \sin \left( 2x - \frac{\pi}{3} \right)$

98.  $y = 3 \cos \left( 2x - \frac{\pi}{3} \right)$

## SUMMARY

## EXAMPLES

## 1. Example

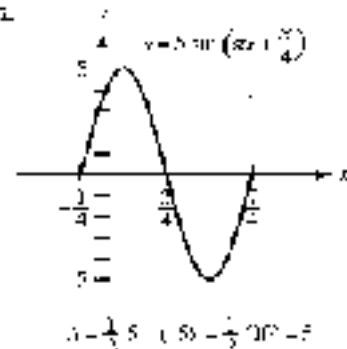
$$\sin(x - 2\pi) = \sin x$$

The function  $y = \sin x$  is periodic with period  $2\pi$ . Likewise, because

$$\sin(x + 2\pi) = \sin x$$

the function  $y = \sin x$  is periodic with period  $2\pi$ .

## 2.



$$A = \frac{1}{2} |5 - (-5)| = 5$$

## Periodic Functions [4.1]

A function  $y = f(x)$  is said to be periodic with period  $p$  if  $p$  is the smallest positive number such that  $f(x + p) = f(x)$  for all  $x$  in the domain of  $f$ .

## Amplitude [4.1, 4.2]

The *amplitude*  $A$  of a curve is half the absolute value of the difference between the largest value of  $y$ , denoted by  $M$ , and the smallest value of  $y$ , denoted by  $m$ .

$$A = \frac{1}{2} |M - m|$$

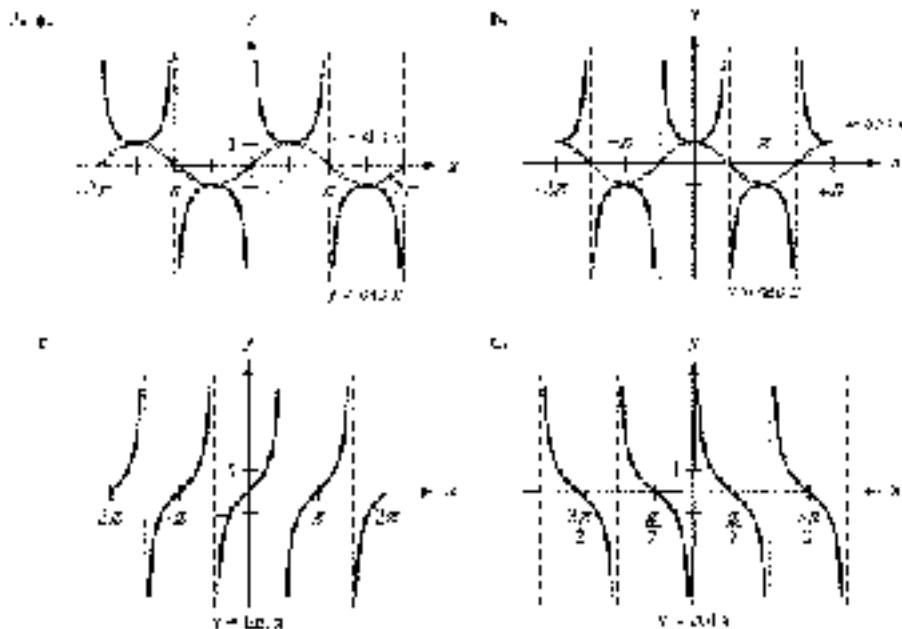
## Basic Graphs [4.1]

The graphs of  $y = \sin x$  and  $y = \cos x$  are both periodic with period  $2\pi$ . The amplitude of each graph is 1. The sine curve passes through 0 on the  $y$ -axis, while the cosine curve passes through 1 on the  $y$ -axis.



The graphs of  $y = \csc x$  and  $y = \sec x$  are also periodic with period  $2\pi$ . We graph them by using the fact that they are reciprocals of sine and cosine. There is no largest or smallest value of  $y$ , so we say the secant and cosecant curves have no amplitude.

The graphs of  $y = \tan x$  and  $y = \cot x$  are periodic with period  $\pi$ . The tangent curve passes through the origin, while the cotangent is undefined when  $x = 0$ . There is no amplitude for either graph.



#### 4. The phase shift for the graph is

$$\begin{aligned} \text{R.C.P. } y &= \frac{a_1 x + b_1}{a_2 x + b_2} \\ &= \frac{-2 + 0}{\pi x + 2} \\ &= \frac{-2 + 0}{\pi x + 2} \\ &= \text{O.C.P.} \end{aligned}$$

#### 5. The phase shift for the graph is $\frac{\pi}{2}$ .

### Even and Odd Functions (4.1)

An *even function* is a function for which

$$f(-x) = f(x) \text{ for all } x \text{ in the domain of } f$$

and an *odd function* is a function for which

$$f(-x) = -f(x) \text{ for all } x \text{ in the domain of } f$$

Cosine is an even function, and sine is an odd function. That is,

$$\cos(-\theta) = \cos \theta \quad \text{Cosine is an even function}$$

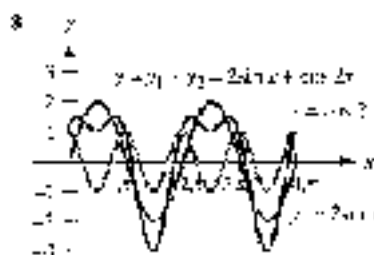
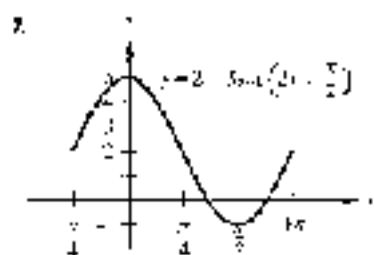
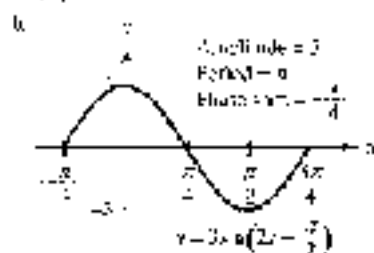
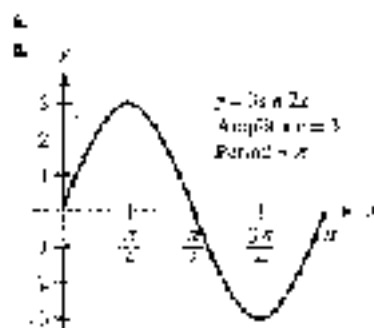
and

$$\sin(-\theta) = -\sin \theta \quad \text{Sine is an odd function}$$

The graph of an even function is symmetric about the  $y$ -axis, and the graph of an odd function is symmetric about the origin.

### Phase Shift (4.3)

The *phase shift* for a sine or cosine curve is the distance the curve has moved right or left from the curve  $y = \sin x$  or  $y = \cos x$ . For example, we usually think of the graph of  $y = \sin x$  as starting at the origin. If we graph another sine curve that starts at  $\pi/4$ , then we say this curve has a phase shift of  $\pi/4$ .



9. Evaluate in radians without using a calculator.

a.  $\sin^{-1} \frac{1}{2}$

The angle between  $-\pi/2$  and  $\pi/2$  whose sine is  $\frac{1}{2}$  is  $\pi/6$ .

$$\sin^{-1} \frac{1}{2} = \frac{\pi}{6}$$

b.  $\arccos \frac{\sqrt{3}}{2}$

The angle between 0 and  $\pi$  with a cosine of  $-\frac{\sqrt{3}}{2}$  is  $5\pi/6$ .

$$\arccos \frac{\sqrt{3}}{2} = \frac{5\pi}{6}$$

## Graphing Sine and Cosine Curves [4.2, 4.3]

The graphs of  $y = A \sin(Bx + C)$  and  $y = A \cos(Bx + C)$ , where  $B > 0$ , will have the following characteristics:

$$\text{Amplitude} = |A| \quad \text{Period} = \frac{2\pi}{B} \quad \text{Phase shift} = -\frac{C}{B}$$

To graph one of these curves, we can trace a frame for one cycle. To mark the  $x$ -axis, we solve  $0 = Bx + C = 2\pi$  for  $x$  to find where the cycle will begin and end. The left endpoint will be the phase shift. We then find the period and divide it by 4 and use this value to mark off four equal increments on the  $x$ -axis. We use the amplitude to mark off values on the  $y$ -axis. Finally, we sketch in one complete cycle of the curve in question, keeping in mind that if  $A$  is negative, the graph is a  $h$  reflected about the  $x$ -axis.

## Vertical Translations [4.3]

Adding a constant  $k$  to a trigonometric function translates the graph vertically  $k$  up or down. For example, the graph of  $y = k + A \sin(Bx + C)$  will have the same shape (amplitude, period, phase shift, and reflection, if indicated) as  $y = A \sin(Bx + C)$  but will be translated  $k$  units vertically from the graph of  $y = A \sin(Bx + C)$ .

## Graphing by Addition of $y$ -Coordinates [4.6]

To graph equations of the form  $y = y_1 + y_2$ , where  $y_1$  and  $y_2$  are algebraic or trigonometric functions of  $x$ , we graph  $y_1$  and  $y_2$  separately on the same coordinate system and then add the two graphs to obtain the graph of  $y$ .

## Inverse Trigonometric Functions [4.7]

### Inverse Function

$$y = \sin^{-1} x \text{ or } y = \arcsin x$$

$\theta$  is the angle between  $-\pi/2$  and  $\pi/2$ , inclusive, whose sine is  $x$ .

$$y = \cos^{-1} x \text{ or } y = \arccos x$$

$\theta$  is the angle between 0 and  $\pi$ , inclusive, whose cosine is  $x$ .

$$y = \tan^{-1} x \text{ or } y = \arctan x$$

$\theta$  is the angle between  $-\pi/2$  and  $\pi/2$  whose tangent is  $x$ .

### Meaning

$$x = \sin y \text{ and } -\frac{\pi}{2} \leq y \leq \frac{\pi}{2}$$

$$x = \cos y \text{ and } 0 \leq y \leq \pi$$

$$x = \tan y \text{ and } -\frac{\pi}{2} < y < \frac{\pi}{2}$$

## TEST

Graph each of the following between  $x = -4\pi$  and  $x = 4\pi$ .

1.  $y = \sin x$

2.  $y = \cos x$

3.  $y = \tan x$

4.  $y = \sec x$

5. Show that cotangent is an odd function.

6. Prove the identity  $\sin(-\theta) \sec(\theta) + \cos(-\theta) = 1$ .

For each equation below, first identify the amplitude and period and then use this information to sketch one complete cycle of the graph.

7.  $y = \cos \pi x$

8.  $y = -3 \cos y$

Graph each of the following on the given interval.

9.  $y = 2 + 3 \sin 2x$ ,  $-\pi \leq x \leq 2\pi$

10.  $y = 2 \sin \pi x$ ,  $-1 \leq x \leq 1$

For each of the following functions, identify its amplitude, period, and phase shift and then use this information to sketch one complete cycle of the graph.

11.  $y = \sin\left(x + \frac{\pi}{4}\right)$

12.  $y = 3 \sin\left(2x - \frac{\pi}{3}\right)$

13.  $y = -3 + 3 \sin\left(\frac{\pi}{3}x - \frac{\pi}{3}\right)$

14.  $y = 1 + \frac{1}{2} \cos\left(x + \frac{\pi}{4}\right)$

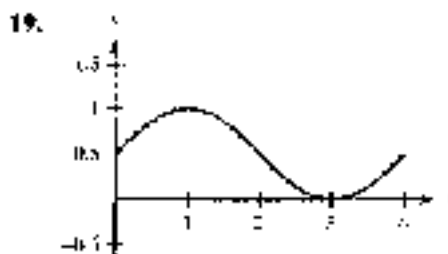
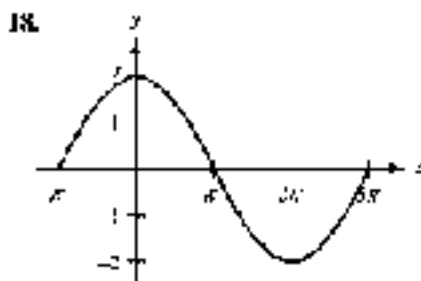
15.  $y = -3 \sin\left(\pi x - \frac{\pi}{2}\right)$

Graph each of the following on the given interval.

16.  $y = 2 \sin(2x - \pi)$ ,  $-\frac{\pi}{3} \leq x \leq \frac{5\pi}{3}$

17.  $y = \frac{1}{2} + 2 \sin\left(\frac{\pi}{2}x - \frac{\pi}{4}\right)$ ,  $\frac{1}{2} \leq x \leq \frac{13}{2}$

Find an equation for each of the following graphs.



Sketch the following between  $x = 0$  and  $x = 2\pi$ .

20.  $y = \frac{1}{2}x + \sin x$

21.  $y = \sin x + \cos 2x$

Graph each of the following.

22.  $y = \cos^{-1} x$

23.  $y = \arcsin x$



Evaluate each expression without using a calculator and write your answer in radians.

24.  $\sin^{-1}\left(\frac{1}{2}\right)$

25.  $\arcsin(-1)$

Use a calculator to evaluate each expression to the nearest tenth of a degree.

26.  $\sin^{-1}(0.5934)$

27.  $\arcsin(-0.8302)$


Evaluate without using a calculator.

28.  $\tan^{-1}\left(\cos^{-1}\frac{3}{4}\right)$

29.  $\sin^{-1}\left(\tan\frac{7\pi}{6}\right)$

30. Write an equivalent expression for  $\sin(\cos^{-1}x)$  that involves  $x$  only.

## CHAPTER 4 GROUP PROJECT



Sunspot

### MODELING THE SUNSPOT CYCLE

*From my earlier observations, which I have reported every year or two, it appears that there is a certain periodicity in the appearance of sunspots and that they occur more and more probably from the results of this year . . .*

Heinrich Schwabe, 1843

**Objectives:** To find a sinusoidal model for the average annual sunspot number using recent data.

Sunspots have been observed and recorded for thousands of years. Some of the earliest observations were made by Chinese astronomers. Further observations were made following the invention of the telescope in the 17th century by a number of astronomers, including Ole Rømer and William Herschel. However, it was the German astronomer Heinrich Schwabe, who, in searching for evidence of other planets between Mercury and the Sun, first observed an apparent periodic cycle in sunspot activity.

Table 1 provides the average annual sunspot number for each year between 1978 and 1998.

**TABLE 1**

Year	Sunspot Number	Year	Sunspot Number
1978	52.5	1988	137.6
1979	55.4	1989	142.6
1980	51.6	1990	145.7
1981	140.4	1991	94.2
1982	115.9	1992	54.6
1983	86.8	1993	29.0
1984	45.9	1994	17.2
1985	17.9	1995	4.6
1986	13.4	1996	21.5
1987	29.4	1997	64.3
1988	100.7		

- Sketch a graph of the data, listing the year along the horizontal axis and the sunspot number along the vertical axis.
- Using the data and your graph from Question 1, find an equation of the form  $y = k + A \sin(B(x - h))$  or  $y = k + A \cos(B(x - h))$  to model the graph, where  $x$  is the year and  $y$  is the sunspot number for that year. Explain how you determined the values of  $k$ ,  $A$ ,  $B$ , and  $h$ . Use show supporting work.
- According to your model, what is the length of the sunspot cycle (in years)? In 1849, Rudolph Wolf determined the length of the sunspot cycle to be 11.1 years. How does your value compare with his?
- Use your model to predict the sunspot number for 2001. How does your prediction compare with the actual value of 41?
- Using your graphing calculator, make a scatter plot of the data from the table. Then graph your model from Question 2 along with the data. How well does your model fit the data? What could you do to try to improve your model?
- If your graphing calculator is capable of computing a least-squares sinusoidal regression model, use it to find a second model for the data. Graph this new equation along with your first model. How do they compare?

## AFTER A RESEARCH PROJECT

### THE SUNSPOT CYCLE

Although many astronomers made regular observations of sunspots, it was the Swiss astronomer Rudolph Wolf that devised the first universal method for counting sunspots. The daily sunspot number, sometimes called the Wolf number, follows a periodic cycle. Wolf calculated the length of this cycle to be about 11.1 years.

Research the astronomer Rudolph Wolf and the sunspot cycle. Why do modern astronomers consider the length of the sunspot cycle to be 11 years? What are some of the effects that the sunspot cycle causes here on Earth? Write a paragraph or two about your findings.



Johann Friedrich Wolf

# CHAPTER 5

## IDENTITIES AND FORMULAS

*Mathematics, rightly viewed, possesses not only truth,  
but supreme beauty.*  
Bertrand Russell

### Introduction

At first, it doesn't look like it. Figure 1 shows the graphs of two functions, namely

$$y = \cos^2 x \quad \text{and} \quad y = \frac{1 + \sin^2 x}{2}$$

Although these two functions look quite different from one another, they are in fact the same function. This means that, for all values of  $x$ ,

$$\cos^2 x = \frac{1 + \sin^2 x}{2}$$

This last expression is an identity, and identities are one of the topics we will study in this chapter.

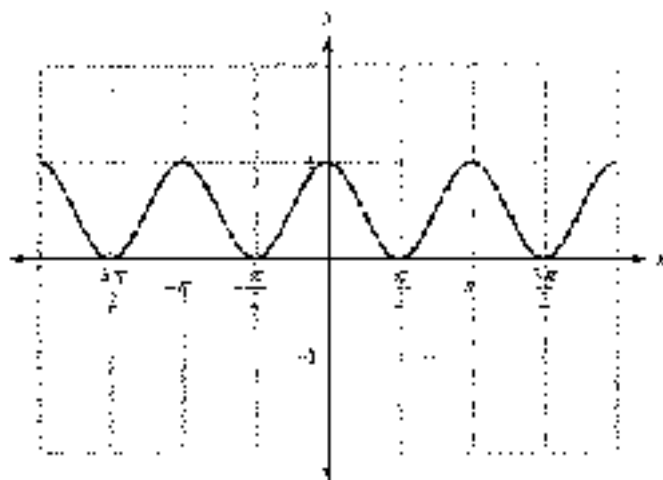


Figure 1

► Examples and Problem Sets throughout this chapter

► Try It Now available on video

► Try It Now available on line

## STUDY SKILLS FOR CHAPTER 5

The study skills for this chapter focus on the way you approach new situations in mathematics. The first study skill is a point of view you take about your natural instincts for what does and doesn't work in mathematics. The second study skill gives you a way of testing your instincts.

- 1 Don't Let Your Intuition Fool You** As you become more experienced and more successful in mathematics, you will be able to trust your mathematical intuition. For now, though, it can get in the way of your success. For example, if you ask a beginning algebra student to expand  $(a - b)^2$ , many will write  $a^2 - b^2$ , which is incorrect. In trigonometry, at first glance it may seem that a statement such as  $\sin(A - B) = \sin A - \sin B$  is true. However, it too is false, as you will see in this chapter.
- 2 Test Properties You Are Unsure Of** From time to time you will be in a situation in which you would like to apply a property or rule, but you are not sure if it is true. You can always test a property or statement by substituting numbers for variables. For instance, we always have students that rewrite  $(x + 3)^2$  as  $x^2 + 9$ , thinking that the two expressions are equivalent. The fact that the two expressions are not equivalent becomes obvious when we substitute 10 for  $x$  in each one.

When  $x = 10$ , the expression  $(x + 3)^2$  is  $(10 + 3)^2 = 13^2 = 169$ .

When  $x = 10$ , the expression  $x^2 + 9 = 10^2 + 9 = 100 + 9 = 109$ .

Similarly, there may come a time when you are wondering if  $\sin 2A$  is the same as  $2 \sin A$ . If you try  $A = 30^\circ$  in each expression, you will find out quickly that the two expressions are not the same.

When  $A = 30^\circ$ , the expression  $\sin 2A = \sin 2(30^\circ) = \sin 60^\circ = \frac{\sqrt{3}}{2}$ .

When  $A = 30^\circ$ , the expression  $2 \sin A = 2 \sin 30^\circ = 2 \cdot \frac{1}{2} = 1$ .

When you test the equivalence of expressions by substituting numbers for the variables, make it easy on yourself by choosing numbers that are easy to work with, as we did above.

It is not good practice to test your intuition or instincts in every new situation in mathematics. If you have any doubt about generalizations you are making, test them by replacing variables with numbers and simplifying.

© 2009 Cengage Learning. All Rights Reserved. May not be copied, scanned, or duplicated, in whole or in part. WCN 02-200-203

## SECTION 5.1 PROVING IDENTITIES

We began proving identities in Chapter 4. In this section, we will extend the work we did in that chapter to include proving more complicated identities. For reference, Table 1 lists the basic identities and some of their more important equivalent forms.





TABLE 1

	Basic Identities	Common Equivalent Forms
Reciprocal	$\csc \theta = \frac{1}{\sin \theta}$	$\sin \theta = \frac{1}{\csc \theta}$
	$\sec \theta = \frac{1}{\cos \theta}$	$\cos \theta = \frac{1}{\sec \theta}$
	$\cot \theta = \frac{1}{\tan \theta}$	$\tan \theta = \frac{1}{\cot \theta}$
Ratio	$\tan \theta = \frac{\sin \theta}{\cos \theta}$	
	$\cot \theta = \frac{\cos \theta}{\sin \theta}$	
Pythagorean	$\sin^2 \theta + \cos^2 \theta = 1$	$\sin^2 \theta = 1 - \cos^2 \theta$ $\sin \theta = \pm \sqrt{1 - \cos^2 \theta}$
		$\cos^2 \theta = 1 - \sin^2 \theta$ $\cos \theta = \pm \sqrt{1 - \sin^2 \theta}$
	$1 + \tan^2 \theta = \sec^2 \theta$	
	$1 + \cot^2 \theta = \csc^2 \theta$	

**Derive** The last two Pythagorean identities can be derived from  $\cos^2 \theta + \sin^2 \theta = 1$  by dividing each side by  $\cos^2 \theta$  and  $\sin^2 \theta$ , respectively. For example, if we divide each side by  $\cos^2 \theta$ ,  $\cos^2 \theta + \sin^2 \theta = 1$  by  $\cos^2 \theta$ , we have

$$\begin{aligned} \cos^2 \theta + \sin^2 \theta &= 1 \\ \frac{\cos^2 \theta + \sin^2 \theta}{\cos^2 \theta} &= \frac{1}{\cos^2 \theta} \\ \frac{\cos^2 \theta}{\cos^2 \theta} + \frac{\sin^2 \theta}{\cos^2 \theta} &= \frac{1}{\cos^2 \theta} \\ 1 + \tan^2 \theta &= \sec^2 \theta \end{aligned}$$

To derive the last Pythagorean identity, we would need to divide both sides of  $\cos^2 \theta + \sin^2 \theta = 1$  by  $\sin^2 \theta$  to obtain  $1 + \cot^2 \theta = \csc^2 \theta$ .

The rest of this section is concerned with using the basic identities (or their equivalent forms) just listed, along with our knowledge of algebra, to prove other identities.

Recall that an identity in trigonometry is a statement that two expressions are equal for all replacements of the variable for which each expression is defined. To prove (or verify) a trigonometric identity, we use trigonometric substitutions and algebraic manipulations to either

1. Transform the right side of the identity into the left side, or
2. Transform the left side of the identity into the right side.

The main thing to remember in proving identities is to work on one side of the identity separately. We do not want to use properties from algebra that do not hold on all sides of the identity—like the addition property of equations. It does not hold to assume that the two sides are equal, which is what we are trying to establish. We are not allowed to treat the problem as an equation.

We prove identities to develop the ability to transform one trigonometric expression into another. When we encounter problems in other courses that require the techniques used to verify identities, we usually find that the solution to these problems hinges on transforming an expression containing trigonometric functions into less complicated expressions. In these cases, we do not usually have an equal sign to work with.

**EXAMPLE 1** Prove  $\sin \theta \csc \theta = \cos \theta$ .

**PROOF** To prove this identity, we transform the left side into the right side.

$$\begin{aligned}\sin \theta \csc \theta &= \sin \theta \cdot \frac{\cos \theta}{\sin \theta} && \text{Ratio identity} \\ &= \frac{\sin \theta \cos \theta}{\sin \theta} && \text{Multiply} \\ &= \cos \theta && \text{Divide out common factor } \sin \theta\end{aligned}$$

In this example, we have transformed the left side into the right side. Remember, we verify identities by transforming one expression into another. ■

**EXAMPLE 2** Prove  $\sin x + \cos x = \sin x (\sec x + \csc x)$ .

**PROOF** We can begin by applying the distributive property to the right side to multiply through by  $\sin x$ . Then we can change the right side to an equivalent expression involving only  $\sin x$  and  $\cos x$ .

$$\begin{aligned}\sin x (\sec x + \csc x) &= \sin x \sec x + \sin x \csc x && \text{Multiply} \\ &= \sin x \cdot \frac{1}{\cos x} + \sin x \cdot \frac{\cos x}{\sin x} && \text{Reciprocal and ratio} \\ &= \frac{\sin x}{\cos x} + \cos x && \text{Multiply} \\ &= \tan x + \cos x && \text{Ratio identity}\end{aligned}$$

In this case, we transformed the right side into the left side. ■

Before we go on to the next example, let's summarize guidelines that may be useful in learning how to prove identities.

PHOTO: GETTY IMAGES/ALAMY

#### GUIDELINES FOR PROOVING IDENTITIES

1. It is usually best to work on the more complicated side first.
2. Look for trigonometric substitutions involving the basic identities that may help simplify things.
3. Look for algebraic operations—such as adding or subtracting, the distributive property, or factoring—that may simplify the side you are working with or that will, at least, lead to an expression that will be easier to simplify.
4. If you cannot think of anything else to do, change everything to sines and cosines and see if that helps.
5. Always keep an eye on the side you are not working with to be sure you are working toward it. There's a certain sense of direction that accompanies a successful proof.

PHOTO: GETTY IMAGES/ALAMY



Probably the best advice is to remember that these are simply guidelines. The best way to become proficient at proving trigonometric identities is to practice. The more identities you prove, the more you will be able to prove and the more confident you will become. *Don't be afraid to stop and start over if you don't seem to be getting anywhere.* With most identities, there are a number of different proofs that will lead to the same result. Some of the proofs will be longer than others.

**EXAMPLE 3** Prove  $\frac{\cos^4 t - \sin^4 t}{\cos^2 t} = 1 - \tan^2 t$ .

**PROOF** In this example, factoring the numerator on the left side will reduce the exponents there from 4 to 2.

$$\begin{aligned} \frac{\cos^4 t - \sin^4 t}{\cos^2 t} &= \frac{(\cos^2 t + \sin^2 t)(\cos^2 t - \sin^2 t)}{\cos^2 t} && \text{Factor} \\ &= \frac{1(\cos^2 t - \sin^2 t)}{\cos^2 t} && \text{Pythagorean identity} \\ &= \frac{\cos^2 t}{\cos^2 t} - \frac{\sin^2 t}{\cos^2 t} && \text{Separate into two fractions} \\ &= 1 - \tan^2 t && \text{Ratio identity} \quad \blacksquare \end{aligned}$$

**EXAMPLE 4** Prove  $1 + \cos \theta = \frac{\sin^2 \theta}{1 - \cos \theta}$ .

**PROOF** We begin this proof by applying an alternate form of the Pythagorean identity to the right side to write  $\sin^2 \theta$  as  $1 - \cos^2 \theta$ . Then we factor  $1 - \cos^2 \theta$  as the difference of two squares and reduce to lowest terms.

$$\begin{aligned} \frac{\sin^2 \theta}{1 - \cos \theta} &= \frac{1 - \cos^2 \theta}{1 - \cos \theta} && \text{Pythagorean identity} \\ &= \frac{(1 - \cos \theta)(1 + \cos \theta)}{1 - \cos \theta} && \text{Factor} \\ &= 1 + \cos \theta && \text{Reduce} \quad \blacksquare \end{aligned}$$

**DISCUSS** You can use your graphing calculator to decide if an equation is an identity or not. If the two expressions are indeed equal for all defined values of the variable, then they should produce identical graphs. Although this does not constitute a proof, it does give strong evidence that the identity is true.

You can use your graphing calculator to decide if an equation is an identity or not. If the two expressions are indeed equal for all defined values of the variable, then they should produce identical graphs. Although this does not constitute a proof, it does give strong evidence that the identity is true.

We can verify the identity in Example 4 by defining the expression on the left as a function  $Y_1$  and the expression on the right as a second function  $Y_2$ . If your calculator is equipped with different graphing styles, set the style of  $Y_1$  so that you will be able to distinguish the second graph from the first. (In Figure 1, we have used the *dash* style on a TI-84 for the second function.) Also, be sure your calculator is set to radian mode. Set your window variables so that



Figure 1

$-2\pi \leq x \leq 2\pi$  scale  $\pi/2$ ;  $-4 \leq y \leq 4$ , scale  $\pi/4$ .

When you graph the functions, your calculator screen should look similar to Figure 2 (the small circle is a mark of the path style in motion). Observe that the two graphs are identical.




Figure 2

If your calculator is not equipped with different graphing styles, it may be difficult to tell if the second graph really overlaps with the first. In this case you can trace the graph and switch between the two functions at several points to convince yourself that the two graphs are indeed the same.

### EXAMPLE 5 Prove $\tan x + \cot x = \sec x \csc x$ .

**PROOF** We begin this proof by writing the left side in terms of  $\sin x$  and  $\cos x$ . Then we simplify the left side by finding a common denominator in order to add the resulting fractions.

$$\begin{aligned}
 \tan x + \cot x &= \frac{\sin x}{\cos x} + \frac{\cos x}{\sin x} && \text{Changed to sines and} \\
 &= \frac{\sin x}{\cos x} \cdot \frac{\sin x}{\sin x} + \frac{\cos x}{\sin x} \cdot \frac{\cos x}{\cos x} && \text{cosines} \\
 &= \frac{\sin^2 x + \cos^2 x}{\cos x \sin x} && \text{Add fractions} \\
 &= \frac{1}{\cos x \sin x} && \text{Pythagorean identity} \\
 &= \frac{1}{\cos x} \cdot \frac{1}{\sin x} && \text{Write as separate} \\
 &= \sec x \csc x && \text{Reciprocal identities} \quad \blacksquare
 \end{aligned}$$

### EXAMPLE 6 Prove $\frac{\sin \alpha}{1 + \cos \alpha} + \frac{1 + \cos \alpha}{\sin \alpha} = 2 \csc \alpha$ .

**PROOF** The common denominator for the left side of the equation is  $\sin \alpha (1 + \cos \alpha)$ . We multiply the first fraction by  $(\sin \alpha)/(\sin \alpha)$  and the second



fraction by  $(1 + \cos \alpha)(1 + \cos \alpha)$  to produce two equivalent fractions with the same denominator.

$$\begin{aligned} \frac{\sin \alpha}{1 + \cos \alpha} + \frac{1 + \cos \alpha}{\sin \alpha} &= \frac{\sin \alpha}{\sin \alpha} + \frac{1 + \cos \alpha}{1 + \cos \alpha} = \frac{\cos \alpha}{\sin \alpha} + \frac{1 + \cos \alpha}{1 + \cos \alpha} && \text{LCD} \\ &= \frac{\sin^2 \alpha + (1 + \cos \alpha)^2}{\sin \alpha (1 + \cos \alpha)} && \text{Add numerators} \\ &= \frac{\sin^2 \alpha + 1 + 2 \cos \alpha + \cos^2 \alpha}{\sin \alpha (1 + \cos \alpha)} && \text{Expand } (1 + \cos \alpha)^2 \\ &= \frac{2 + 2 \cos \alpha}{\sin \alpha (1 + \cos \alpha)} && \text{Pythagorean identity} \\ &= \frac{2(1 + \cos \alpha)}{\sin \alpha (1 + \cos \alpha)} && \text{Factor out a 2} \\ &= \frac{2}{\sin \alpha} && \text{Reduce} \\ &= 2 \csc \alpha && \text{Reciprocal identity} \quad \blacksquare \end{aligned}$$

**EXAMPLE 5** Prove  $\frac{1 + \sin t}{\cos t} = \frac{\cos t}{1 - \sin t}$ .

**PROOF** The key to proving this identity requires that we multiply the numerator and denominator on the right side by  $(1 - \sin t)$ . (This is similar to rationalizing the denominator.)

$$\begin{aligned} \frac{\cos t}{1 - \sin t} &= \frac{\cos t}{1 - \sin t} \cdot \frac{1 + \sin t}{1 + \sin t} && \text{Multiply numerator and denominator by } (1 + \sin t) \\ &= \frac{\cos t(1 + \sin t)}{1 - \sin^2 t} && \text{Multiply on the denominator} \\ &= \frac{\cos t(1 + \sin t)}{\cos^2 t} && \text{Pythagorean identity} \\ &= \frac{1 + \sin t}{\cos t} && \text{Reduce} \end{aligned}$$

Note that it would have been just as easy for us to verify this identity by multiplying the numerator and denominator on the left side by  $(1 + \sin t)$ .  $\blacksquare$

In the previous examples, we have concentrated on methods for proving that a statement is an identity, meaning that the two expressions are equal for all replacements of the variable for which each expression is defined. To show that a statement is not an identity is usually much simpler. All we need do is find a single value of the variable for which each expression is defined, but which makes the statement false. This is known as finding a *counterexample*.

**EXAMPLE B** Show that  $\cot^2 \theta + 1 = \csc^2 \theta = \cot^2 \theta + \csc^2 \theta$  is not an identity by finding a counterexample.

**SOLUTION** Because  $\cot \theta$  is undefined for  $\theta = k\pi$ , where  $k$  is any integer, we must choose some other value of  $\theta$  as a counterexample. Using  $\theta = \pi/4$ , we find

$$\begin{aligned} \cot^2 \frac{\pi}{4} + 1 &= \left( \frac{\cos \frac{\pi}{4}}{\sin \frac{\pi}{4}} \right)^2 + 1 = \left( \frac{\frac{\sqrt{2}}{2}}{\frac{\sqrt{2}}{2}} \right)^2 + 1 = 1 + 1 = 2 \\ \csc^2 \frac{\pi}{4} &= \left( \frac{1}{\sin \frac{\pi}{4}} \right)^2 = \left( \frac{1}{\frac{\sqrt{2}}{2}} \right)^2 = \left( \frac{2}{\sqrt{2}} \right)^2 = \left( \sqrt{2} \right)^2 = 2 \\ \cot^2 \frac{\pi}{4} + \csc^2 \frac{\pi}{4} &= 1 + 2 = 3 \end{aligned}$$

Therefore,  $\cot^2 \theta + 1 = \csc^2 \theta = \cot^2 \theta + \csc^2 \theta$  when  $\theta = \pi/4$ , so the statement is not an identity.  $\blacksquare$

## USING TECHNOLOGY

### IDENTIFYING AN IDENTITY USING A CALCULATOR

In the previous Using Technology section on pages 250–251 we saw that a graphing calculator can be used to determine whether an equation appears to be an identity or not. Using this approach with Example B, we do this.

$$\begin{aligned} \text{Y1} &= (\cot(x))^2 + 1 = \csc(x)^2 \\ \text{and } \text{Y2} &= (\cot(x))^2 + \csc(x)^2 \quad (\text{look at } \theta) \end{aligned}$$

As shown in Figure 3, the two graphs are not identical so we expect this equation is not an identity. To find a counterexample, simply choose any value of the variable where the two graphs do not overlap. In Figure 4 we have used the calculator to read into each expression at  $\pi/4$ . You can see how the process may give different results.




Figure 3




Figure 4



41.  $\frac{1 - \sin^2 \theta}{\cos^2 \theta} = \frac{\sin \theta}{\sin \theta}$
43.  $\frac{\sec \theta + 1}{\tan \theta} = \frac{\sin \theta}{\sec \theta - 1}$
45.  $\frac{1 - \sin x}{1 + \sin x} = (\sec x - \tan x)^2$
47.  $\sec x + \tan x = \frac{1}{\sec x - \tan x}$
49.  $\frac{\sin x + 1}{\cos x + \cot x} = \tan x$
51.  $\sin^2 A + \cos^2 A = 1 - 2 \cos^2 A$
53.  $\frac{\sin^2 B + \cos^2 B}{1 - \sec^2 B} = \sin^2 B$
55.  $\frac{\sec^2 \gamma - \tan^2 \gamma}{\sec^2 \gamma + \tan^2 \gamma} =$
57.  $\frac{\sin^3 A - 8}{\sin A - 2} = \sin^2 A + 2 \sin A + 4$
59.  $\frac{1 - \tan^2 t}{1 - \tan t} = \sec^2 t - \tan t$
61.  $\frac{\tan x}{\sin x + \cos x} = \frac{\sin^2 x - \sin x \cos x}{\cos x + 2 \cos^2 x}$
63.  $\frac{\sec^2 x}{\sin x + \cos x} = \frac{\cos^2 x \sin x + \cos^3 x}{2 \sin^2 x + \sin^2 x}$
42.  $\frac{\sin^2 t}{1 - \cos^2 t} = \frac{1 + \cos t}{1 - \cos t}$
44.  $\frac{\cos \theta}{\csc \theta} = \frac{\csc \theta}{\sec \theta - 1}$
46.  $\frac{1 - \cos x}{1 + \cos x} = (\sec x + \tan x)^2$
48.  $\frac{1}{\csc x + \cot x} = \csc x - \cot x$
50.  $\frac{\csc^2 \gamma}{\csc \gamma} = \frac{\sin x + \tan x}{\sin x}$
52.  $\cos^2 A + \sin^2 A = 1 - 2 \sin^2 A$
54.  $\frac{\cot^2 B + \cos^2 B}{\csc^2 B} = \cos^2 B$
56.  $\frac{\sec^2 y + \cot^2 y}{\sec^2 y - \cot^2 y} =$
58.  $\frac{1 - \cos^2 A}{1 + \cos A} = \cos^2 A + \cos A + 1$
60.  $\frac{1 + \cot^2 t}{1 + \cot t} = \csc^2 t - \cot t$

The following identities are from the book *Plane and Spherical Trigonometry with Tables* by Rosebush, Williams, and Moskowitz, and published by Cinn and Company in 1937. Verify each identity.

63.  $(\sin \theta + \cot \theta)^2 = \sec^2 \theta + \csc^2 \theta$
64.  $\frac{\tan \phi + 2}{-\tan^2 \phi} = 1 + \csc^2 \phi$
65.  $\frac{1 - \sin \phi}{1 - \sin \phi} = \frac{1 - \sin \phi}{1 + \sin \phi} = 4 \tan \phi \sec \phi$
66.  $\frac{\csc \beta}{1 - \tan \beta} = \frac{\sin \beta}{1 - \cot \beta} = \sin \beta + \cos \beta$

Prove that each of the following statements is true or identify by finding a counterexample.

67.  $\sin \theta = \sqrt{1 - \cos^2 \theta}$
68.  $\csc \theta = \csc \theta - 1$
69.  $\sin \theta = \frac{1}{\cos \theta}$
70.  $\tan^2 \theta + \cos^2 \theta = 1$
71.  $\sqrt{\sin^2 \theta} + \csc^2 \theta = \sin \theta + \cos \theta$
72.  $\sin \theta \cos \theta = 1$





- ✓** Use your graphing calculator to determine if each equation appears to be an identity or not by graphing the left expression and right expression together. If so, verify the identity. If not, find a counterexample.

73.  $(\sec \theta - 1)(\sec \theta + 1) = \tan^2 \theta$

74.  $\frac{1 - \sec \theta}{\cos \theta} = \frac{\cos \theta}{1 + \sec \theta}$

75.  $\sec x + \cos x = \tan x \sin x$

76.  $\frac{\tan \theta}{\sec \theta + 1} = \frac{\sec \theta - 1}{\tan \theta}$

77.  $\sin A + \cos A = \frac{\cos A - \sin A}{\cos A \sin A}$

78.  $\cos^4 \theta - \sin^4 \theta = 2 \cos^2 \theta - 1$

79.  $\frac{1}{1 + \sin x} + \frac{1}{1 - \sin x} = 2 \sec^2 x$

80.  $\cos^2 \theta - \tan^2 \theta = \frac{\sin^2 \theta + 1}{\cos^2 \theta}$

81. Show that  $\sin(A + B)$  is not, in general, equal to  $\sin A + \sin B$  by substituting  $30^\circ$  for  $A$  and  $60^\circ$  for  $B$  in both expressions and simplifying.

82. Show that  $\sin^2 \theta \neq \sin \theta$  by substituting  $30^\circ$  for  $\theta$  and then simplifying both sides.

#### REVIEW PROBLEMS

The problems that follow review material we covered in sections 1.4, 2, and 4'. Reviewing these problems will help you with some of the material in the next section.

83. If  $\sin A = 3/5$  and  $A$  terminates in quadrant I, find  $\cos A$  and  $\tan A$ .  
 84. If  $\cos A = -5/12$  with  $A$  in quadrant III, find  $\sin A$  and  $\tan A$ .

Give the exact value of each of the following.

85.  $\sin \frac{\pi}{3}$

86.  $\cos \frac{\pi}{3}$

87.  $\cos \frac{\pi}{6}$

88.  $\sin \frac{\pi}{6}$

Convert to degrees.

89.  $\frac{\pi}{12}$

90.  $\frac{5\pi}{12}$

91.  $\frac{7\pi}{12}$

92.  $\frac{11\pi}{12}$

Prove each identity.

93.  $\sec \theta + \sin \left( \frac{\pi}{2} - \theta \right) = \frac{\cos^2 \theta}{\sin \theta}$

94.  $\sec \theta - \cos \left( \frac{\pi}{2} - \theta \right) = \frac{\sin^2 \theta}{\cos \theta}$

The expressions  $\sin(A + B)$  and  $\cos(A + B)$  occur frequently enough in mathematics that it is necessary to find expressions equivalent to them that involve sines and cosines of single angles. The most obvious question to begin with is

$$\text{Is } \sin(A + B) = \sin A + \sin B?$$

The answer is no. Substituting almost any pair of numbers for  $A$  and  $B$  in the formula will yield a false statement. As a counterexample, we can let  $A = 30^\circ$  and  $B = 60^\circ$ . In the above formula and then simplify each side.

$$\sin(30^\circ) = (30^\circ)^{-1} \sin 30^\circ = \sin 30^\circ$$

$$\sin(30^\circ) = \frac{1}{2} = \frac{\sqrt{0}}{2}$$

$$\cos(30^\circ) = \frac{1 + \sqrt{3}}{2}$$

The formula just doesn't work. The next question is, what are the formulas for  $\sin(A + B)$  and  $\cos(A + B)$ ? The answer to that question is what this section is all about. Let's start by deriving the formula for  $\cos(A + B)$ .

We begin by drawing angle  $A$  in standard position and then adding  $B$  to it. Next we draw  $-B$  in standard position. Figure 1 shows these angles in relation to the unit circle. Note that the points on the unit circle through which the terminal sides of the angles  $A$ ,  $A + B$ , and  $-B$  pass have been labeled with the sines and cosines of those angles.

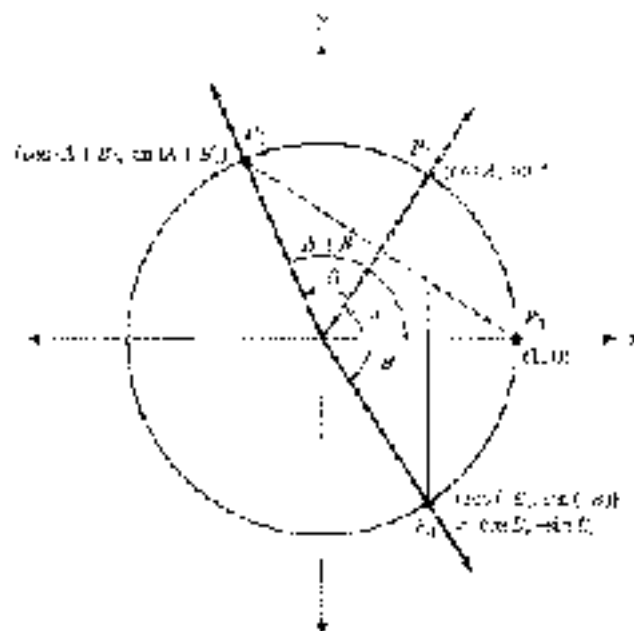


Figure 1

To derive the formula for  $\cos(A + B)$ , we simply have to see that length  $P_2P_3$  is equal to length  $P_2P_4$ . (From geometry, they are chords cut off by equal central angles.)

$$P_2P_3 = P_2P_4$$

Squaring both sides gives us

$$(P_2P_3)^2 = (P_2P_4)^2$$

Now, applying the distance formula, we have

$$[\cos(A + B) - 1]^2 + [\sin(A + B) - 0]^2 = (\cos A - \cos B)^2 + (\sin A - \sin B)^2$$

Let's call this Equation 1. Taking the left side of Equation 1, expanding it, and then simplifying by using the first Pythagorean identity gives us

Left Side of Equation 1

$$\begin{aligned} \cos^2(A + B) - 2\cos(A + B) + 1 + \sin^2(A + B) &= \text{expand squares} \\ = 2\cos(A + B) - 2 &= \text{Pythagorean identity} \end{aligned}$$



Applying the same two steps to the right side of Equation 1 gives us

*Right Side of Equation 1*

$$\begin{aligned}\cos^2 A + 2 \cos A \cos B + \cos^2 B + \sin^2 A + 2 \sin A \sin B + \sin^2 B \\ = -2 \cos A \cos B + 2 \sin A \sin B + 2\end{aligned}$$

Equating the simplified versions of the left and right sides of Equation 1, we have

$$-2 \cos(A + B) - 2 = -2 \cos A \cos B + 2 \sin A \sin B - 2$$

Adding  $-2$  to both sides and then dividing both sides by  $-2$  gives us the formula we are after:

$$\cos(A + B) = \cos A \cos B - \sin A \sin B$$

This is the first formula in a series of formulas for trigonometric functions of the sum or difference of two angles. It may be memorized. Before we derive the others, let's look at some of the ways we can use our first formula.

**EXAMPLE 1** Find the exact value for  $\cos 75^\circ$ .

**SOLUTION** We write  $75^\circ$  as  $45^\circ + 30^\circ$  and then apply the formula for  $\cos(A + B)$ .

$$\begin{aligned}\cos 75^\circ &= \cos(45^\circ + 30^\circ) \\ &= \cos 45^\circ \cos 30^\circ - \sin 45^\circ \sin 30^\circ \\ &= \frac{\sqrt{2}}{2} \cdot \frac{\sqrt{3}}{2} - \frac{\sqrt{2}}{2} \cdot \frac{1}{2} \\ &= \frac{\sqrt{6} - \sqrt{2}}{4}\end{aligned}$$

**NOTE** If you completed the Chapter 2 Group Project, compare your value of  $\cos 75^\circ$  from the project with our result in Example 1. Convince yourself that the two values are the same.

**EXAMPLE 2** Show that  $\cos(x + 2\pi) = \cos x$ .

**SOLUTION** Applying the formula for  $\cos(A + B)$ , we have

$$\begin{aligned}\cos(x + 2\pi) &= \cos x \cos 2\pi - \sin x \sin 2\pi \\ &= \cos x \cdot 1 - \sin x \cdot 0 \\ &= \cos x\end{aligned}$$

Note that this is not a new relationship. We already know that if two angles are coterminal, then their cosines are equal.  $x + 2\pi$  and  $x$  are coterminal. What we have done here is shown this to be true with a formula instead of the definition of cosine.

**EXAMPLE 3** Write  $\cos 3x \cos 2x - \sin 3x \sin 2x$  as a single cosine.

**SOLUTION** We apply the formula for  $\cos(A + B)$  in the reverse direction from the way we applied it in the first two examples.

$$\begin{aligned}\cos 3x \cos 2x - \sin 3x \sin 2x &= \cos(3x + 2x) \\ &= \cos 5x\end{aligned}$$

Here is the expansion of the formula  $\cos(A - B)$ . It involves the formula for  $\cos(A + B)$  and the formulas for even and odd functions.

$$\begin{aligned}\cos(A - B) &= \cos[A + (-B)] && \text{Write } A - B \text{ as a sum.} \\ &= \cos A \cos(-B) + \sin A \sin(-B) && \text{Sum formula} \\ &= \cos A \cos B + \sin A(-\sin B) && \text{Cosine is an even} \\ & && \text{function; sine is odd.} \\ &= \cos A \cos B - \sin A \sin B\end{aligned}$$

The only difference in the formula for the expansion of  $\cos(A + B)$  and  $\cos(A - B)$  is the sign between the two terms. Here are both formulas.

$$\begin{aligned}\cos(A + B) &= \cos A \cos B - \sin A \sin B \\ \cos(A - B) &= \cos A \cos B + \sin A \sin B\end{aligned}$$

Again, both formulas are important and should be memorized.

**EXAMPLE 4** Show that  $\cos(90^\circ - A) = \sin A$ .

**SOLUTION** We will need this formula when we derive the formula for  $\sin(A + B)$ .

$$\begin{aligned}\cos(90^\circ - A) &= \cos 90^\circ \cos A + \sin 90^\circ \sin A \\ &= 0 \cdot \cos A + 1 \cdot \sin A \\ &= \sin A\end{aligned}$$

Note that the formula we just derived is not a new formula. The angles  $90^\circ - A$  and  $A$  are complementary angles, and we already know, by the Cofunction Theorem from Chapter 2.11, that the sine of an angle is always equal to the cosine of its complement. We could also state it this way:

$$\sin(90^\circ - A) = \cos A$$

We can use this information to derive the formula for  $\sin(A + B)$ . To understand this derivation, you must recognize that  $A + B$  and  $90^\circ - (A + B)$  are complementary angles.

$$\begin{aligned}\sin(A + B) &= \cos[90^\circ - (A + B)] && \text{The sine of an angle is the} \\ & && \text{cosine of its complement.} \\ &= \cos[90^\circ - A - B] && \text{Remove parentheses.} \\ &= \cos[(90^\circ - A) - B] && \text{Regroup within brackets.}\end{aligned}$$

Now we expand using the formula for the cosine of a difference.

$$\begin{aligned}&= \cos(90^\circ - A) \cos B + \sin(90^\circ - A) \sin B \\ &= \sin A \cos B + \cos A \sin B\end{aligned}$$

This gives us an expansion formula for  $\sin(A + B)$ .

$$\sin(A + B) = \sin A \cos B + \cos A \sin B$$



Just as the formula for the sine of a sum, to find the formula for  $\sin(A - B)$ , we write  $A - B$  as  $A + (-B)$  and proceed as follows.

$$\begin{aligned}\sin(A - B) &= \sin[A + (-B)] \\ &= \sin A \cos(-B) + \cos A \sin(-B) \\ &= \sin A \cos B - \cos A \sin B\end{aligned}$$

This gives us the formula for the sine of a difference.

$$\sin(A - B) = \sin A \cos B - \cos A \sin B$$

**EXAMPLE 5** Graph  $y = 4 \sin 5x \cos 3x + 4 \cos 5x \sin 3x$  from  $x = 0$  to  $x = 2\pi$ .

**SOLUTION** To write the equation in the form  $y = A \sin Bx$ , we factor 4 from each term on the right and then apply the formula for  $\sin(A - B)$  to the remaining expression to write it as a single trigonometric function.

$$\begin{aligned}y &= 4 \sin 5x \cos 3x + 4 \cos 5x \sin 3x \\ &= 4(\sin 5x \cos 3x + \cos 5x \sin 3x) \\ &= 4 \sin(5x - 3x) \\ &= 4 \sin 2x\end{aligned}$$

The graph of  $y = 4 \sin 2x$  will have an amplitude of 4 and a period of  $2\pi/2 = \pi$ . The graph is shown in Figure 2.

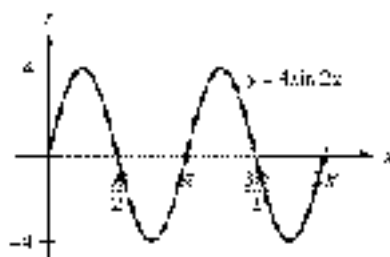


Figure 2

**EXAMPLE 6** Find the exact value of  $\sin \frac{\pi}{12}$ .

**SOLUTION** We have to write  $\pi/12$  in terms of two numbers for which the exact values are known. The numbers  $\pi/3$  and  $\pi/4$  will work because their difference is  $\pi/12$ .

$$\begin{aligned}\sin \frac{\pi}{12} &= \sin \left( \frac{\pi}{3} - \frac{\pi}{4} \right) \\ &= \sin \frac{\pi}{3} \cos \frac{\pi}{4} - \cos \frac{\pi}{3} \sin \frac{\pi}{4} \\ &= \frac{\sqrt{3}}{2} \cdot \frac{\sqrt{2}}{2} - \frac{1}{2} \cdot \frac{\sqrt{2}}{2} \\ &= \frac{\sqrt{6} - \sqrt{2}}{4}\end{aligned}$$

This is the same answer we obtained in Example 1 when we found the exact value of  $\cos 75^\circ$ . It should be, though, because  $\pi/12 = 15^\circ$ , which is the complement of  $75^\circ$ , and the cosine of an angle is equal to the sine of its complement.

**EXAMPLE 7** If  $\sin A = \frac{3}{5}$  with  $A$  in QI and  $\cos B = -\frac{1}{13}$  with  $B$  in QIII, find  $\sin(A - B)$ ,  $\cos(A + B)$ , and  $\tan(A - B)$ .

**SOLUTION** We have  $\sin A$  and  $\cos B$ . We need to find  $\cos A$  and  $\sin B$  before we can apply any of our formulas. Some equivalent forms of our first Pythagorean identity will help here.

$\sin A = \frac{3}{5}$  with  $A$  in QI, then

$$\begin{aligned}\cos A &= +\sqrt{1 - \sin^2 A} \\ &= +\sqrt{1 - \left(\frac{3}{5}\right)^2} && A \in \text{QI, so } \cos A \text{ is positive.} \\ &= \frac{4}{5}\end{aligned}$$

$\cos B = -\frac{1}{13}$  with  $B$  in QIII, then

$$\begin{aligned}\sin B &= -\sqrt{1 - \cos^2 B} \\ &= -\sqrt{1 - \left(-\frac{1}{13}\right)^2} && B \in \text{QIII, so } \sin B \text{ is negative.} \\ &= -\frac{12}{13}\end{aligned}$$

We have

$$\begin{aligned}\sin A &= \frac{3}{5} && \sin B = -\frac{12}{13} \\ \cos A &= \frac{4}{5} && \cos B = -\frac{1}{13}\end{aligned}$$

Therefore,

$$\begin{aligned}\sin(A - B) &= \sin A \cos B - \cos A \sin B \\ &= \frac{3}{5}\left(-\frac{1}{13}\right) - \frac{4}{5}\left(-\frac{12}{13}\right) \\ &= \frac{63}{65} \\ \cos(A - B) &= \cos A \cos B + \sin A \sin B \\ &= \frac{4}{5}\left(-\frac{1}{13}\right) + \frac{3}{5}\left(-\frac{12}{13}\right) \\ &= -\frac{63}{65} \\ \tan(A - B) &= \frac{\sin(A - B)}{\cos(A - B)} \\ &= \frac{63/65}{-63/65} \\ &= -\frac{63}{63}\end{aligned}$$

Notice also that  $A - B$  must terminate in QIV because

$$\sin(A + B) < 0 \quad \text{and} \quad \cos(A + B) > 0 \quad \blacksquare$$

While working through the last part of Example 7, you may have wondered if there is a separate formula for  $\tan(A - B)$ . (Most likely, you are hoping there isn't.) There is, and it is derived from the formulas we already have.

$$\begin{aligned}\tan(A + B) &= \frac{\sin(A + B)}{\cos(A + B)} \\ &= \frac{\sin A \cos B + \cos A \sin B}{\cos A \cos B - \sin A \sin B}\end{aligned}$$

To be able to write this last line in terms of tangents only, we must divide numerator and denominator by  $\cos A \cos B$ .

$$\begin{aligned}&= \frac{\frac{\sin A \cos B}{\cos A \cos B} + \frac{\cos A \sin B}{\cos A \cos B}}{\frac{\cos A \cos B}{\cos A \cos B} - \frac{\sin A \sin B}{\cos A \cos B}} \\ &= \frac{\tan A + \tan B}{1 - \tan A \tan B}\end{aligned}$$

The formula for  $\tan(A + B)$  is

$$\tan(A + B) = \frac{\tan A + \tan B}{1 - \tan A \tan B}$$

Because tangent is an odd function, the formula for  $\tan(A - B)$  will look like this:

$$\tan(A - B) = \frac{\tan A - \tan B}{1 + \tan A \tan B}$$

**EXAMPLE 8** Find  $\tan(A - B)$  if  $\sin A = \frac{3}{5}$  with  $A$  in QI and  $\cos B = \frac{5}{13}$  with  $B$  in QI. Find  $\tan(A + B)$  by using the formula

$$\tan(A - B) = \frac{\tan A - \tan B}{1 + \tan A \tan B}$$

**SOLUTION** The angles  $A$  and  $B$  as given here are the same ones used previously in Example 7. Looking over Example 7 again, we find that

$$\begin{aligned}\tan A &= \frac{\sin A}{\cos A} & \text{and} & & \tan B &= \frac{\sin B}{\cos B} \\ &= \frac{3}{4} & & & &= \frac{12}{5} \\ &= \frac{3}{4} & & & &= \frac{12}{5}\end{aligned}$$

Therefore,

$$\begin{aligned}\tan(A + B) &= \frac{\tan A + \tan B}{1 - \tan A \tan B} \\ &= \frac{\frac{3}{4} + \frac{12}{5}}{1 - \frac{3}{4} \cdot \frac{12}{5}} \\ &= \frac{\frac{15}{20} + \frac{48}{20}}{1 - \frac{9}{5}} \\ &= \frac{63}{20} \\ &= \frac{63}{20}\end{aligned}$$

which is the same result we obtained previously. ■

### GETTING READY FOR CLASS

After reading through the preceding section, respond in your own words and in complete sentences.

- Why is it necessary to have sum and difference formulas for sine, cosine, and tangent?
- Write both the sum and the difference formulas for cosine.
- Write both the sum and the difference formulas for sine.
- Write both the sum and the difference formulas for tangent.

### PROBLEM SET 5.2

Find exact values for each of the following:

- |                           |                           |
|---------------------------|---------------------------|
| 1. $\sin 15^\circ$        | 2. $\sin 75^\circ$        |
| 3. $\tan 15^\circ$        | 4. $\tan 75^\circ$        |
| 5. $\sin \frac{7\pi}{12}$ | 6. $\cos \frac{7\pi}{12}$ |
| 7. $\cos 105^\circ$       | 8. $\sin 105^\circ$       |

Show that each of the following is true:

- |  |   |
|--|---|
| 9. $\sin(\alpha - 2\pi) = \sin \alpha$ | 10. $\cos(\alpha - 2\pi) = \cos \alpha$ |
|--|---|





11.  $\cos\left(x - \frac{\pi}{2}\right) = \sin x$       13.  $\sin\left(x - \frac{\pi}{2}\right) = -\cos x$   
 12.  $\cos(180^\circ - \theta) = -\cos \theta$       14.  $\sin(180^\circ - \theta) = \sin \theta$   
 15.  $\sin(90^\circ + \theta) = \cos \theta$       16.  $\tan(90^\circ + \theta) = -\cot \theta$   
 17.  $\tan\left(x - \frac{\pi}{4}\right) = \frac{1 - \tan x}{1 + \tan x}$       18.  $\tan\left(x - \frac{\pi}{4}\right) = \frac{\tan x - 1}{\tan x + 1}$   
 19.  $\sin\left(x - \frac{3\pi}{2}\right) = -\cos x$       20.  $\cos\left(x - \frac{3\pi}{2}\right) = \sin x$

Write each expression as a single trigonometric function.

21.  $\sin 2x \cos 2x + \cos 2x \sin 2x$       22.  $\cos 2x \cos 2x + \sin 2x \sin 2x$   
 23.  $\cos 5x \cos x + \sin 5x \sin x$       24.  $\sin 8x \cos x + \cos 8x \sin x$   
 25.  $\cos 15^\circ \cos 75^\circ + \sin 15^\circ \sin 75^\circ$       26.  $\cos 15^\circ \cos 75^\circ + \sin 15^\circ \sin 75^\circ$


Graph each of the following from  $x = 0$  to  $x = 2\pi$ .

27.  $y = \sin 2x \cos^2 x - \cos 2x \sin^2 x$   
 28.  $y = \sin x \cos 2x + \cos x \sin 2x$   
 29.  $y = \cos 2x \cos 3x - \sin 2x \sin 3x$   
 30.  $y = 2 \cos 4x \cos x + 2 \sin 4x \sin x$   
 31. Graph one complete cycle of  $y = \sin x \cos \frac{\pi}{6} + \cos x \sin \frac{\pi}{6}$  by first rewriting the right side in the form  $\sin(A + B)$ .  
 32. Graph one complete cycle of  $y = \sin x \cos \frac{\pi}{6} - \cos x \sin \frac{\pi}{6}$  by first rewriting the right side in the form  $\sin(A - B)$ .  
 33. Graph one complete cycle of  $y = 2(\sin x \cos \frac{\pi}{4} - \cos x \sin \frac{\pi}{4})$  by first rewriting the right side in the form  $2 \sin(A - B)$ .  
 34. Graph one complete cycle of  $y = 2(\sin x \cos \frac{\pi}{4} + \cos x \sin \frac{\pi}{4})$  by first rewriting the right side in the form  $2 \sin(A + B)$ .  
 35. Let  $\sin A = \frac{3}{5}$  with  $A$  in QII and  $\sin B = \frac{5}{13}$  with  $B$  in QIII. Find  $\sin(A - B)$ ,  $\cos(A + B)$ , and  $\tan(A + B)$ . In what quadrant does  $A + B$  terminate?  
 36. Let  $\cos A = -\frac{5}{13}$  with  $A$  in QII and  $\sin B = \frac{7}{25}$  with  $B$  in QI. Find  $\sin(A - B)$ ,  $\cos(A + B)$ , and  $\tan(A + B)$ . In what quadrant does  $A - B$  terminate?  
 37. If  $\sin A = 1/\sqrt{5}$  with  $A$  in QI and  $\tan B = \frac{3}{4}$  with  $B$  in QI, find  $\tan(A + B)$  and  $\cot(A - B)$ . In what quadrant does  $A + B$  terminate?  
 38. If  $\sec A = \sqrt{5}$  with  $A$  in QI and  $\sec B = \sqrt{10}$  with  $B$  in QI, find  $\sec(A - B)$ . [First find  $\cos(A + B)$ .]  
 39. If  $\tan(A - B) = 5$  and  $\tan B = \frac{1}{3}$ , find  $\tan A$ .  
 40. If  $\tan(A - B) = 2$  and  $\tan B = \frac{1}{2}$ , find  $\tan A$ .  
 41. Write a formula for  $\sin 2x$  by writing  $\sin 2x$  as  $\sin(x + x)$  and using the formula for the sine of a sum.  
 42. Write a formula for  $\cos 2x$  by writing  $\cos 2x$  as  $\cos(x - x)$  and using the formula for the cosine of a sum.

Prove each identity.

43.  $\sin(90^\circ - x) + \sin(90^\circ - x) = 2 \cos x$   
 44.  $\sin(90^\circ - x) - \sin(90^\circ - x) = 0$   
 45.  $\cos(x - 90^\circ) - \cos(x + 90^\circ) = 2 \sin x$   
 46.  $\cos(x + 90^\circ) - \cos(x - 90^\circ) = 0$   
 47.  $\sin\left(\frac{\pi}{8} + x\right) + \sin\left(\frac{\pi}{8} - x\right) = \cos x$

48.  $\cos\left(\frac{\pi}{3} + t\right) + \cos\left(\frac{\pi}{3} - t\right) = 2\cos t$
49.  $\cos\left(t + \frac{\pi}{4}\right) + \cos\left(t - \frac{\pi}{4}\right) = \sqrt{2}\cos t$
50.  $\sin\left(\frac{\pi}{4} + t\right) + \sin\left(\frac{\pi}{4} - t\right) = \sqrt{2}\cos t$
51.  $\sin\left(\frac{3\pi}{2} + t\right) + \sin\left(\frac{3\pi}{2} - t\right) = -2\cos t$
52.  $\cos\left(t + \frac{3\pi}{2}\right) + \cos\left(t - \frac{3\pi}{2}\right) = 0$
53.  $\sin(A + B) + \sin(A - B) = 2\sin A \cos B$
54.  $\cos(A + B) + \cos(A - B) = 2\cos A \cos B$
55.  $\frac{\sin(A + B)}{\cos A \cos B} = \tan A + \tan B$
56.  $\frac{\cos(A + B)}{\sin A \cos B} = \cot A - \tan B$
57.  $\sec(A + B) = \frac{\cos(A - B)}{\cos^2 A - \sin^2 B}$
58.  $\sec(A - B) = \frac{\cos(A + B)}{\cos^2 A - \sin^2 B}$

 Use your graphing calculator to determine if each equation appears to be an identity by graphing the left expression and the right expression together. If so, prove the identity. If not, find a counterexample.

59.  $\sin x = \cos\left(\frac{\pi}{2} - x\right)$
60.  $\cos x = \sin\left(\frac{\pi}{2} - x\right)$
61.  $-\cos x = \sin\left(\frac{\pi}{2} + x\right)$
62.  $\sin x = \cos\left(\frac{\pi}{2} + x\right)$
63.  $-\sin x = \cos\left(\frac{\pi}{2} - x\right)$
64.  $\cos x = \cos(x + \pi)$

#### REVIEW PROBLEMS

The problems that follow review material we covered in Section 4.2. Complete each of the following.

65.  $y = 4 \sin 3x$
66.  $y = 2 \sin 4x$
67.  $y = 3 \sin \frac{1}{2}x$
68.  $y = 5 \sin \frac{1}{3}x$
69.  $y = 2 \cos 6x$
70.  $y = \cos 3x$
71.  $y = \cos 3x$
72.  $y = \sec 3x$
73.  $y = \frac{1}{2} \cos 3x$
74.  $y = \frac{1}{2} \sin 3x$
75.  $y = \frac{1}{2} \sin \frac{\pi}{2}x$
76.  $y = 2 \sin \frac{\pi}{2}x$



## SECTION 5.3 DOUBLE-ANGLE FORMULAS

We will begin this section by deriving the formulas for  $\sin 2A$  and  $\cos 2A$  using the formulas for  $\sin(A + B)$  and  $\cos(A + B)$ . The formulas we derive for  $\sin 2A$  and  $\cos 2A$  are called *double-angle formulas*. Here is the derivation of the formula for  $\sin 2A$ .

$$\begin{aligned}\sin 2A &= \sin(A + A) && \text{Write } 2A \text{ as } A + A \\ &= \sin A \cos A + \cos A \sin A && \text{Sum formula} \\ &= \sin A \cos A + \sin A \cos A && \text{Commutative property} \\ &= 2 \sin A \cos A\end{aligned}$$

The last line gives us our first double-angle formula.

$$\sin 2A = 2 \sin A \cos A$$

The first thing to notice about this formula is that it indicates the 2 in  $\sin 2A$  should be factored out and written as a coefficient. That is,

$$\sin 2A \neq 2 \sin A$$

As an example, if  $A = 30^\circ$ ,  $\sin 2 \cdot 30^\circ = \sin 60^\circ = \sqrt{3}/2$ , which is not the same as  $2 \sin 30^\circ = 2 \left(\frac{1}{2}\right) = 1$ .

**EXAMPLE 1** If  $\sin A = \frac{3}{5}$  with  $A$  in QI, find  $\sin 2A$ .

**SOLUTION** To apply the formula for  $\sin 2A$ , we must first find  $\cos A$ . Because  $A$  terminates in QI,  $\cos A$  is positive.

$$\begin{aligned}\cos A &= \sqrt{1 - \sin^2 A} \\ &= \sqrt{1 - \left(\frac{3}{5}\right)^2} && A \in \text{QI, so } \cos A \text{ is positive} \\ &= \frac{4}{5}\end{aligned}$$

Now we can apply the formula for  $\sin 2A$ .

$$\begin{aligned}\sin 2A &= 2 \sin A \cos A \\ &= 2 \left(\frac{3}{5}\right) \left(\frac{4}{5}\right) \\ &= \frac{24}{25}\end{aligned}$$

We can also use our new formula to expand the work we did previously with identities.

**EXAMPLE 2** Prove  $(\sin \theta + \cos \theta)^2 = 1 + \sin 2\theta$ .

**PROOF**

$$\begin{aligned}(\sin \theta + \cos \theta)^2 &= \sin^2 \theta + 2 \sin \theta \cos \theta + \cos^2 \theta && \text{Binomial} \\ &= 1 + 2 \sin \theta \cos \theta && \text{Pythagorean identity} \\ &= 1 + \sin 2\theta && \text{Double-angle identity}\end{aligned}$$

**EXAMPLE 3** Prove  $\sin 2x = \frac{2 \cos x}{1 + \cot^2 x}$ .

**PROOF**

$$\begin{aligned} \frac{2 \cos x}{1 + \cot^2 x} &= \frac{2 \cdot \frac{\cos x}{\sin x}}{1 + \frac{\cos^2 x}{\sin^2 x}} && \text{Ratios identity} \\ &= \frac{2 \sin x \cos x}{\sin^2 x + \cos^2 x} && \text{Multiply numerator and denominator by } \sin^2 x \\ &= \frac{2 \sin x \cos x}{1} && \text{Pythagorean identity} \\ &= \sin 2x && \text{Double-angle identity} \quad \blacksquare \end{aligned}$$

There are three forms of the double-angle formula for  $\cos 2A$ . The first involves both  $\sin A$  and  $\cos A$ . The second involves only  $\cos A$ , and the third involves only  $\sin A$ . Here is how we obtain the three formulas.

$$\begin{aligned} \cos 2A &= \cos(A + A) && \text{Write } 2A \text{ as } A + A \\ &= \cos A \cos A - \sin A \sin A && \text{Sum formula} \\ &= \cos^2 A - \sin^2 A \end{aligned}$$

To write this last formula in terms of  $\cos A$  only, we substitute  $1 - \cos^2 A$  for  $\sin^2 A$ .

$$\begin{aligned} \cos 2A &= \cos^2 A - (1 - \cos^2 A) \\ &= \cos^2 A - 1 + \cos^2 A \\ &= 2 \cos^2 A - 1 \end{aligned}$$

To write the formula in terms of  $\sin A$  only, we substitute  $1 - \sin^2 A$  for  $\cos^2 A$  in the last line above.

$$\begin{aligned} \cos 2A &= 3 \cos^2 A \\ &= 3(1 - \sin^2 A) - 1 \\ &= 3 - 3 \sin^2 A - 1 \\ &= 2 - 3 \sin^2 A \end{aligned}$$

Here are the three forms of the double-angle formula for  $\cos 2A$ .

$$\begin{aligned} \cos 2A &= \cos^2 A - \sin^2 A && \text{First form} \\ &= 2 \cos^2 A - 1 && \text{Second form} \\ &= 1 - 2 \sin^2 A && \text{Third form} \end{aligned}$$

Which form we choose will depend on the circumstances of the problem, as the next three examples illustrate.

**EXAMPLE 4** If  $\sin A = \frac{1}{\sqrt{5}}$ , find  $\cos 2A$ .

**SOLUTION** In this case, because we are given  $\sin A$ , applying the third form of the formula for  $\cos 2A$  will give us the answer more quickly than applying either of the other two forms.



$$\begin{aligned}
 \cos 2A &= 1 - 2 \sin^2 A \\
 &= 1 - 2 \left( \frac{\sqrt{5}}{5} \right)^2 \\
 &= 1 - \frac{2}{5} \\
 &= \frac{3}{5}
 \end{aligned}$$

**EXAMPLE 8** Find  $\cos 4x$  if  $\sin^2 x = 3$  and  $x = 3$  and  $\cos^2 x = 1$ .

**PROOF** We can write  $\cos 4x$  as  $\cos (2 \cdot 2x)$  and apply our double-angle formula. Because the right side is written in terms of  $\cos^2 x$  or  $\sin^2 x$ , we will choose the second form of our double-angle formula for  $\cos 2A$ .

$$\begin{aligned}
 \cos 4x &= \cos (2 \cdot 2x) \\
 &= 2 \cos^2 2x - 1 && \text{Double-angle formula} \\
 &= 2(2 \cos^2 x - 1)^2 - 1 && \text{Double-angle formula} \\
 &= 2(4 \cos^4 x - 4 \cos^2 x + 1) - 1 && \text{Square} \\
 &= 8 \cos^4 x - 8 \cos^2 x + 2 - 1 && \text{Distribute} \\
 &= 8 \cos^4 x - 8 \cos^2 x + 1 && \text{Simplify}
 \end{aligned}$$

**EXAMPLE 9** Graph  $y = 3 - 6 \sin^2 x$  for  $x \in [0, 2\pi]$ .

**SOLUTION** To put the equation in the form  $y = A \cos Bx$ , we factor 3 from each term on the right side and then apply the formula for  $\cos 2A$  to the remaining expression to write it as a single trigonometric function.

$$\begin{aligned}
 y &= 3 - 6 \sin^2 x \\
 &= 3(1 - 2 \sin^2 x) && \text{Factor 3 from each term} \\
 &= 3 \cos 2x && \text{Double-angle formula}
 \end{aligned}$$

The graph of  $y = 3 \cos 2x$  will have an amplitude of 3 and a period of  $2\pi/2 = \pi$ . The graph is shown in Figure 1.

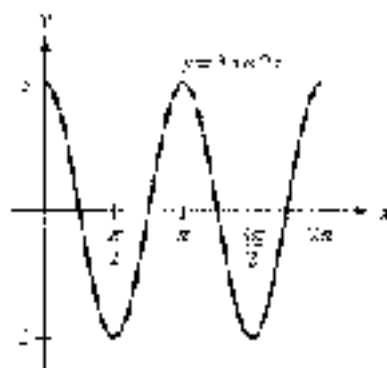


Figure 1

**EXAMPLE 7**Prove  $\tan 2\theta = \frac{1 - \cos 2\theta}{\sin 2\theta}$ .**PROOF**

$$\begin{aligned} \frac{1 - \cos 2\theta}{\sin 2\theta} &= \frac{1 - (1 - 2\sin^2 \theta)}{2\sin \theta \cos \theta} && \text{Double-angle formulas} \\ &= \frac{2\sin^2 \theta}{2\sin \theta \cos \theta} && \text{Simplify numerator} \\ &= \frac{\sin \theta}{\cos \theta} && \text{Divide out common factor } 2\sin \theta \\ &= \tan \theta && \text{Ratio identity} \end{aligned}$$

We end this section by deriving the formula for  $\tan 2A$ .

$$\begin{aligned} \tan 2A &= \tan (A + A) \\ &= \frac{\tan A + \tan A}{1 - \tan A \tan A} \\ &= \frac{2 \tan A}{1 - \tan^2 A} \end{aligned}$$

Our double-angle formula for  $\tan 2A$  is

$$\tan 2A = \frac{2 \tan A}{1 - \tan^2 A}$$

**NOTE** Of course, if you already know the value of  $\sin 2\theta$  and  $\cos 2\theta$ , then you can find  $\tan 2\theta$  using the ratio identity.

$$\tan 2\theta = \frac{\sin 2\theta}{\cos 2\theta}$$

**EXAMPLE 8**Simplify  $\frac{2 \tan 15^\circ}{1 - \tan^2 15^\circ}$ .

**SOLUTION** The expression has the same form as the right side of our double-angle formula for  $\tan 2A$ . Therefore,

$$\begin{aligned} \frac{2 \tan 15^\circ}{1 - \tan^2 15^\circ} &= \tan (2 \cdot 15^\circ) \\ &= \tan 30^\circ \\ &= \frac{1}{\sqrt{3}} \end{aligned}$$

**EXAMPLE 9**

If  $x = 3 \tan \theta$ , write the expression below in terms of just  $x$ .

$$\frac{6 - \sin 2\theta}{2 - 4}$$

**SOLUTION** To simplify the expression, we need to write  $\theta$  in terms of  $x$ . To do so, we solve the equation  $x = 3 \tan \theta$  for  $\theta$ .

$$\begin{aligned} \text{If } x &= 3 \tan \theta = x \\ \text{then } \tan \theta &= \frac{x}{3} \\ \text{and } \theta &= \tan^{-1} \frac{x}{3} \end{aligned}$$



Next, because the inverse tangent function can take on values only between  $-\pi/2$  and  $\pi/2$ , we can visualize  $\theta$  by drawing a right triangle in which  $\theta$  is one of the acute angles. Because  $\tan \theta = y/x$ , we label the side opposite  $\theta$  with  $y$  and the side adjacent to  $\theta$  with  $x$ .

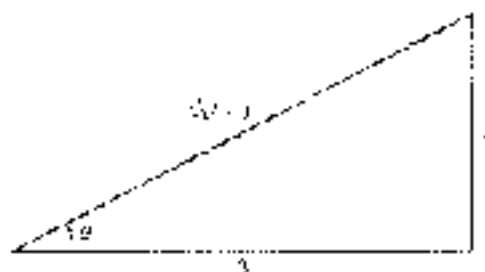


Figure 2

By the Pythagorean Theorem, the hypotenuse of the triangle in Figure 2 equals  $\sqrt{x^2 + y^2}$ , which means  $\sin \theta = y/\sqrt{x^2 + y^2}$  and  $\cos \theta = x/\sqrt{x^2 + y^2}$ . Now we are ready to simplify and substitute to solve our problem.

$$\begin{aligned} \frac{\theta}{2} + \frac{\sin 2\theta}{4} &= \frac{\theta}{2} + \frac{2 \sin \theta \cos \theta}{4} \\ &= \frac{\theta}{2} + \frac{x \sin \theta \cos \theta}{2} \\ &= \frac{1}{2} (\theta + \sin \theta \cos \theta) \\ &= \frac{1}{2} \left( \tan^{-1} \frac{y}{x} + \frac{y}{\sqrt{x^2 + y^2}} \cdot \frac{x}{\sqrt{x^2 + y^2}} \right) \\ &= \frac{1}{2} \left( \tan^{-1} \frac{y}{x} + \frac{xy}{x^2 + y^2} \right) \end{aligned}$$

Note that we do not have to use absolute value symbols when we multiply and simplify the square roots in the second to the last line above because we know that  $x^2 + y^2$  is always positive. ■

### GETTING READY FOR CLASS

After reading through the preceding section, respond in your own words and in complete sentences.

- What is the formula for  $\sin 2A$ ?
- What are the three formulas for  $\cos 2A$ ?
- What is the formula for  $\tan 2A$ ?
- Explain why, in general,  $\sin 2A \neq 2 \sin A$ .

### PROBLEM SET 5.3

Let  $\sin A = \frac{3}{5}$  with  $A$  in QII and find

- |              |              |
|--------------|--------------|
| 1. $\sin 2A$ | 2. $\cos 2A$ |
| 3. $\tan 2A$ | 4. $\cot 2A$ |

Let  $\cos x = 1/\sqrt{10}$  with  $x$  in QIV and find

- |              |              |
|--------------|--------------|
| 5. $\sin 2x$ | 6. $\sin 2x$ |
| 7. $\tan 2x$ | 8. $\tan 2x$ |

Let  $\tan \theta = \frac{7}{8}$  with  $\theta$  in QI and find

- |                    |                    |
|--------------------|--------------------|
| 9. $\sin 2\theta$  | 10. $\cos 2\theta$ |
| 11. $\csc 2\theta$ | 12. $\sec 2\theta$ |

Let  $\sec t = \sqrt{5}$  with  $t$  in QE and find

- |               |               |
|---------------|---------------|
| 13. $\cos 2t$ | 14. $\sin 2t$ |
| 15. $\sec 2t$ | 16. $\csc 2t$ |

Graph each of the following from  $x = 0$  to  $x = 2\pi$ .

- |                           |                           |
|---------------------------|---------------------------|
| 17. $y = 4 - 6 \sin^2 x$  | 18. $y = 2 - 4 \sin^2 x$  |
| 19. $y = 6 \cos^2 x - 3$  | 20. $y = 4 \cos^2 x - 2$  |
| 21. $y = 1 - 2 \sin^2 2x$ | 22. $y = 2 \cos^2 2x - 1$ |

Use exact values to show that each of the following is true.

- |  |  |
|--|--|
| 23. $\sin 60^\circ = 2 \sin 30^\circ \cos 30^\circ$      | 24. $\cos 60^\circ = 1 - 2 \sin^2 30^\circ$    |
| 25. $\cos 120^\circ = \cos^2 60^\circ - \sin^2 60^\circ$ | 26. $\sin 2\theta = 2 \sin \theta \cos \theta$ |
| 27. $2 \tan A = \frac{1}{\sin A} \sin 2A$                | 28. If $\tan A = -\sqrt{3}$ , find $\sin 2A$ . |

Simplify each of the following.

- |   |   |
|---|---|
| 29. $2 \sin 15^\circ \cos 15^\circ$                 | 30. $\cos^2 15^\circ - \sin^2 15^\circ$                     |
| 31. $1 - 2 \sin^2 75^\circ$                         | 32. $2 \cos^2 105^\circ - 1$                                |
| 33. $\sin \frac{\pi}{12} \cos \frac{\pi}{12}$       | 34. $\sin \frac{\pi}{8} \cos \frac{\pi}{8}$                 |
| 35. $\frac{\tan 22.5^\circ}{1 - \tan^2 22.5^\circ}$ | 36. $\frac{\tan \frac{3\pi}{8}}{1 - \tan^2 \frac{3\pi}{8}}$ |

Prove each of the following identities.

37.  $(\sin x + \cos x)^2 = 1 + \sin 2x$
38.  $\cos x - \sin x \cos x = \sin x^2 + \cos 2x$
39.  $\cos^2 \theta = \frac{1 + \cos 2\theta}{2}$
40.  $\sin^2 \theta = \frac{1 - \cos 2\theta}{2}$
41.  $\csc \theta = \frac{\sin \theta}{1 - \cos 2\theta}$
42.  $\csc 2\theta = \frac{1 + \tan^2 \theta}{2 \tan \theta}$





43.  $2 \csc 2x = \tan x + \cot x$   
 44.  $2 \cot 2x = \cot x - \tan x$   
 45.  $\sin 2\theta = 3 \sin \theta - 4 \sin^3 \theta$   
 46.  $\csc 3\theta = 4 \csc^3 \theta - 3 \csc \theta$   
 47.  $\cos^4 x - \sin^4 x = \cos 2x$   
 48.  $x \sin^2 x = \frac{1}{2} \sin^2 x \cos^2 x = \frac{1}{4} \cos 2x$   
 49.  $\tan \theta + \tan \theta = \frac{\sin 2\theta}{\sin \theta \cos \theta}$   
 50.  $\csc \theta - 2 \sin \theta = \frac{2\cos 2\theta}{\sin \theta}$   
 51.  $\sin 4A = 4 \sin A \cos^3 A - 4 \sin^3 A \cos A$   
 52.  $\cos 4A = \cos^4 A - 6 \cos^2 A \sin^2 A + \sin^4 A$   
 53.  $\frac{1 + \tan x}{1 - \tan x} = \frac{\sin 2x}{\cos 2x}$   
 54.  $\frac{3 - 2 \cos 2x}{\sin 2x} = \sec x \csc x - \cot x - \tan x$

Use your graphing calculator to determine if each equation appears to be an identity by graphing the left expression and right expression together. If so, prove the identity. If not, find a counterexample.

55.  $\cot x = \frac{\cos x - \sin x \cot x}{\sec x \sin 2x}$   
 56.  $\sec 2x = \frac{\sec^2 x \csc^2 x}{\csc^2 x + \sec^2 x}$   
 57.  $\sec 2x = \frac{\sec^2 x \csc^2 x}{\csc^2 x + \sec^2 x}$   
 58.  $\csc 2x = \frac{\sec x - \csc x}{2 \sin x - 2 \cos x}$   
 59.  $\csc 2x = \frac{\sec x - \csc x}{2 \sin x - 2 \cos x}$   
 60.  $\tan^2 x = \frac{2 \cos x}{\csc^2 x - 2}$   
 61. If  $x = 5 \tan \theta$ , write the expression  $\frac{\theta}{2} = \frac{\sin 2\theta}{4}$  in terms of just  $x$ .  
 62. If  $x = 4 \csc \theta$ , write the expression  $\frac{\theta}{2} = \frac{\sin 2\theta}{4}$  in terms of just  $x$ .  
 63. If  $x = 3 \csc \theta$ , write the expression  $\frac{\theta}{2} = \frac{\sin 2\theta}{4}$  in terms of just  $x$ .  
 64. If  $x = 2 \sin \theta$ , write the expression  $2\theta = \sin 2\theta$  in terms of just  $x$ .

#### REVIEW PROBLEMS

The problems that follow review material we covered in Sections 4.3 and 4.6. Graph each of the following from  $x = 0$  to  $x = 2\pi$ .

65.  $y = 2 - 2 \cos x$   
 66.  $y = 2 - 2 \cos x$   
 67.  $y = 3 - 3 \cos x$   
 68.  $y = 3 - 3 \cos x$   
 69.  $y = \cos x + \frac{1}{2} \sin 2x$   
 70.  $y = \sin x + \frac{1}{2} \cos 2x$

Graph each of the following from  $x = 0$  to  $x = 8$ .

71.  $y = \frac{1}{2}x + \sin \pi x$   
 72.  $y = x + \sin \frac{\pi}{2}x$

## SECTION 5.4 HALF-ANGLE FORMULAS

In this section, we will derive formulas for  $\sin \frac{A}{2}$  and  $\cos \frac{A}{2}$ . These formulas are called *half-angle formulas* and are derived from the *double-angle formulas* for  $\cos 2x$ .

In Section 5.3, we developed three ways to write the formula for  $\cos 2x$ , two of which were

$$\cos 2x = 1 - 2\sin^2 x \quad \text{and} \quad \cos 2x = 2\cos^2 x - 1$$

The choice of the letter we use to denote the angles in these formulas is arbitrary, so we can use  $x$  instead of  $A$ .

$$\cos 2x = 1 - 2\sin^2 x \quad \text{and} \quad \cos 2x = 2\cos^2 x - 1$$

Let us substitute  $x$  in the first formula and solve for  $\sin x$ .

$$\begin{aligned} 1 - 2\sin^2 x &= \cos 2x && \text{Exchange sides} \\ -2\sin^2 x &= -1 + \cos 2x && \text{Add } -1 \text{ to both sides} \\ \sin^2 x &= \frac{1 - \cos 2x}{2} && \text{Divide both sides by } -2 \\ \sin x &= \pm \sqrt{\frac{1 - \cos 2x}{2}} && \text{Take the square root of both sides.} \end{aligned}$$

Because every value of  $x$  can be written as  $\frac{A}{2}$  or some other number  $A$ , we can replace  $x$  with  $A/2$ , thus a equivalent to saying  $2x = A$ .

$$\sin \frac{A}{2} = \pm \sqrt{\frac{1 - \cos A}{2}}$$

This last expression is the half-angle formula for  $\sin \frac{A}{2}$ . To find the half-angle formula for  $\cos \frac{A}{2}$ , we solve  $\cos 2x = 2\cos^2 x - 1$  for  $\cos x$  and then replace  $x$  with  $A/2$  (and  $2x$  with  $A$ ). Without showing the steps involved in this process, here is the result:

$$\cos \frac{A}{2} = \pm \sqrt{\frac{1 + \cos A}{2}}$$

In both half-angle formulas, the sign in front of the radical,  $+$  or  $-$ , is determined by the quadrant in which  $A/2$  terminates.

**EXAMPLE 4** If  $\cos A = \frac{3}{5}$  with  $270^\circ < A < 360^\circ$ , find  $\sin \frac{A}{2}$ ,  $\cos \frac{A}{2}$ , and  $\tan \frac{A}{2}$ .

**SOLUTION** First of all, we determine the quadrant in which  $A/2$  terminates.

$$\text{If } 270^\circ < A < 360^\circ$$

$$\text{then } \frac{270^\circ}{2} < \frac{A}{2} < \frac{360^\circ}{2}$$

$$135^\circ < \frac{A}{2} < 180^\circ \quad \text{so } \frac{A}{2} \in \text{QII}$$



In QII, sine is positive and cosine is negative. Using the half-angle formulas, we have

$$\begin{aligned}\sin \frac{A}{2} &= \sqrt{\frac{1 - \cos A}{2}} & \cos \frac{A}{2} &= -\sqrt{\frac{1 + \cos A}{2}} \\ &= \sqrt{\frac{1 - 3/5}{2}} & &= -\sqrt{\frac{1 + 3/5}{2}} \\ &= \sqrt{\frac{2}{5}} & &= -\sqrt{\frac{4}{5}} \\ &= \frac{1}{\sqrt{5}} & &= -\frac{2}{\sqrt{5}}\end{aligned}$$

Now we can use a ratio identity to find  $\tan \frac{A}{2}$ .

$$\tan \frac{A}{2} = \frac{\sin \frac{A}{2}}{\cos \frac{A}{2}} = \frac{\frac{1}{\sqrt{5}}}{-\frac{2}{\sqrt{5}}} = -\frac{1}{2}$$

**EXAMPLE 2** If  $\sin A = -\frac{12}{13}$  with  $180^\circ < A < 270^\circ$ , find the six trigonometric functions of  $A/2$ .

**SOLUTION** To use the half-angle formulas, we need to find  $\cos A$ . Because  $A \in \text{QIII}$ ,  $\cos A$  is negative, so

$$\begin{aligned}\cos A &= \pm\sqrt{1 - \sin^2 A} \\ &= -\sqrt{1 - \left(-\frac{12}{13}\right)^2} \\ &= -\sqrt{\frac{25}{169}} \\ &= -\frac{5}{13}\end{aligned}$$

We use the negative square root because  $\cos A$  is negative.

As a result,  $A/2$  terminates in QII because

$$\begin{aligned}\text{if } 180^\circ < A < 270^\circ \\ \text{then } \frac{90^\circ}{2} < \frac{A}{2} < \frac{270^\circ}{2} \\ 90^\circ < \frac{A}{2} < 135^\circ \quad \text{So } \frac{A}{2} \in \text{QII}\end{aligned}$$

In QII, sine is positive and cosine is negative. The half-angle formulas give us

$$\begin{aligned}\sin \frac{A}{2} &= \sqrt{\frac{1 - \cos A}{2}} & \cos \frac{A}{2} &= -\sqrt{\frac{1 + \cos A}{2}} \\ &= \sqrt{\frac{1 - (-5/13)}{2}} & &= -\sqrt{\frac{1 + (-5/13)}{2}} \\ &= \sqrt{\frac{9}{13}} & &= -\sqrt{\frac{4}{13}} \\ &= \frac{3}{\sqrt{13}} & &= -\frac{2}{\sqrt{13}}\end{aligned}$$

Now that we have sine and cosine of  $A/2$ , we can apply the ratio identity for tangent to find  $\tan \frac{A}{2}$ :

$$\tan \frac{A}{2} = \frac{\sin \frac{A}{2}}{\cos \frac{A}{2}} = \frac{\frac{\sqrt{3}}{\sqrt{13}}}{\frac{2}{\sqrt{13}}} = \frac{\sqrt{3}}{2}$$

Next, we apply our reciprocal identities to find cosecant, secant, and cotangent of  $A/2$ :

$$\begin{aligned} \csc \frac{A}{2} &= \frac{1}{\sin \frac{A}{2}} & \sec \frac{A}{2} &= \frac{1}{\cos \frac{A}{2}} & \cot \frac{A}{2} &= \frac{1}{\tan \frac{A}{2}} \\ &= \frac{1}{\frac{\sqrt{3}}{\sqrt{13}}} & &= \frac{1}{\frac{2}{\sqrt{13}}} & &= \frac{1}{\frac{\sqrt{3}}{2}} \\ &= \frac{\sqrt{13}}{\sqrt{3}} & &= \frac{\sqrt{13}}{2} & &= \frac{2}{\sqrt{3}} \end{aligned}$$

In the previous two examples, we found  $\tan \frac{A}{2}$  by using the ratio of  $\sin \frac{A}{2}$  to  $\cos \frac{A}{2}$ . There are formulas that allow us to find  $\tan \frac{A}{2}$  directly from  $\sin A$  and  $\cos A$ . In Example 7 of Section 5.3, we proved the following identities:

$$\sin \theta = \frac{1 - \cos 2\theta}{\sin 2\theta}$$

If we let  $\theta = \frac{A}{2}$  in this identity, we obtain a formula for  $\tan \frac{A}{2}$  that involves only  $\sin A$  and  $\cos A$ . Here it is:

$$\tan \frac{A}{2} = \frac{1 - \cos A}{\sin A}$$

If we multiply the numerator and denominator of the right side of this formula by  $1 + \cos A$  and simplify the result, we have a second formula for  $\tan \frac{A}{2}$ :

$$\tan \frac{A}{2} = \frac{\sin A}{1 + \cos A}$$

### EXAMPLE 3 Find $\tan 15^\circ$ .

**SOLUTION** Because  $15^\circ = 30^\circ/2$ , we can use a half-angle formula to find  $\tan 15^\circ$ :

$$\begin{aligned} \tan 15^\circ &= \tan \frac{30^\circ}{2} \\ &= \frac{1 - \cos 30^\circ}{\sin 30^\circ} \\ &= \frac{1 - \frac{\sqrt{3}}{2}}{\frac{1}{2}} \\ &= 2 - \sqrt{3} \end{aligned}$$

**EXAMPLE 4** Compute  $y = 4 \cos^2 \frac{x}{2}$  from  $x = 0$  to  $x = 4\pi$ .

**SOLUTION** Applying our half-angle formula for  $\cos^2 \frac{x}{2}$  to the right side, we have

$$\begin{aligned} y &= 4 \cos^2 \frac{x}{2} \\ &= 4 \left( \frac{1 + \cos x}{2} \right) \\ &= 2(1 + \cos x) \\ &= 2 + 2 \cos x \end{aligned}$$

The graph of  $y = 2 + 2 \cos x$  has an amplitude of 2 and a vertical translation 2 units upward. The graph is shown in Figure 1.

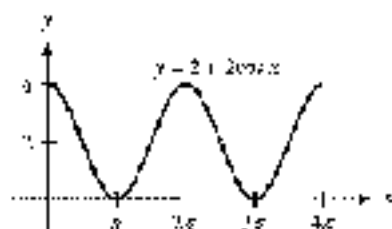


Figure 1

**EXAMPLE 5** Prove  $\sin^2 \frac{x}{2} = \frac{\cos x - \cos 3x}{2 \cos x}$ .

**PROOF** We can use a half-angle formula on the left side. In this case, because we have  $\sin^2(A/2)$ , we write the half-angle formula without the square root sign. After that, we multiply the numerator and denominator on the left side by  $\tan x$  because the right side has  $\tan x$  in both the numerator and the denominator.

$$\begin{aligned} \sin^2 \frac{x}{2} &= \frac{1 - \cos x}{2} && \text{Square of the half-angle formula} \\ &= \frac{\tan x}{\tan x} \cdot \frac{1 - \cos x}{2} && \text{Multiply numerator and denominator by } \tan x \\ &= \frac{\tan x - \tan x \cos x}{2 \tan x} && \text{Distributive property} \\ &= \frac{\tan x - \sin x}{2 \tan x} && \text{Use } \tan x = \frac{\sin x}{\cos x} \end{aligned}$$

### GETTING READY FOR CLASS

After reading through the preceding section, respond in your own words and in complete sentences.

- From what other formulas are half-angle formulas derived?
- What is the formula for  $\sin(A/2)$ ?
- What is the formula for  $\cos(A/2)$ ?
- What are the two formulas for  $\tan(A/2)$ ?

**PROBLEM SET 5.4**

- If  $0^\circ < A < 90^\circ$ , then  $A/2$  terminates in which quadrant?
- If  $90^\circ < A < 180^\circ$ , then  $A/2$  terminates in which quadrant?
- If  $180^\circ < A < 270^\circ$ , then  $A/2$  terminates in which quadrant?
- If  $270^\circ < A < 360^\circ$ , then  $A/2$  terminates in which quadrant?
- If  $180^\circ < A < 270^\circ$ , then is  $\sin(A/2)$  positive or negative?
- If  $270^\circ < A < 360^\circ$ , then is  $\cos(A/2)$  positive or negative?
- True or false: If  $\sin A$  is positive, then  $\sin(A/2)$  is positive as well.
- True or false: If  $\cos A$  is negative, then  $\cos(A/2)$  is negative as well.

**Note:** For the following problems, assume that all the given angles are in simplest form, so that if  $A$  is in QIV you may assume that  $270^\circ < A < 360^\circ$ .

If  $\cos A = \frac{1}{2}$  with  $A$  in QI or QIV, find

- |                        |                        |
|------------------------|------------------------|
| 9. $\sin \frac{A}{2}$  | 10. $\cos \frac{A}{2}$ |
| 11. $\csc \frac{A}{2}$ | 12. $\sec \frac{A}{2}$ |

If  $\sin A = -\frac{3}{5}$  with  $A$  in QIII, find

- |                        |                        |
|------------------------|------------------------|
| 13. $\cos \frac{A}{2}$ | 14. $\sin \frac{A}{2}$ |
| 15. $\sec \frac{A}{2}$ | 16. $\csc \frac{A}{2}$ |

If  $\sin B = -\frac{1}{2}$  with  $B$  in QIII, find

- |                        |                        |
|------------------------|------------------------|
| 17. $\sin \frac{B}{2}$ | 18. $\cos \frac{B}{2}$ |
| 19. $\cos \frac{B}{2}$ | 20. $\sec \frac{B}{2}$ |
| 21. $\tan \frac{B}{2}$ | 22. $\cot \frac{B}{2}$ |

If  $\sin A = \frac{4}{5}$  with  $A$  in QII, and  $\sin B = \frac{4}{5}$  with  $B$  in QI, find

- |                        |                        |
|------------------------|------------------------|
| 23. $\sin \frac{A}{2}$ | 24. $\cos \frac{A}{2}$ |
| 25. $\cos 2A$          | 26. $\sin 2A$          |
| 27. $\sec 2A$          | 28. $\csc 2A$          |
| 29. $\cos \frac{B}{2}$ | 30. $\sin \frac{B}{2}$ |
| 31. $\sin(A + B)$      | 32. $\cos(A + B)$      |
| 33. $\cos(A - B)$      | 34. $\sin(A - B)$      |

Graph each of the following from  $r = 0$  to  $r = 4\pi$ .

- |                                |                                |
|--------------------------------|--------------------------------|
| 35. $y = 4 \sin^2 \frac{r}{2}$ | 36. $y = 6 \cos^2 \frac{r}{2}$ |
|--------------------------------|--------------------------------|



51.  $y = 2 \cos^2 \frac{\lambda}{2}$

58.  $y = \dots a \sin^2 \frac{\lambda}{2}$

Use half-angle formulas to find exact values for each of the following:

39.  $\cos 15^\circ$

40.  $\tan 15^\circ$

41.  $\sin 75^\circ$

42.  $\cos 75^\circ$

43.  $\cos 105^\circ$

44.  $\sin 105^\circ$

Prove the following identities.

45.  $\cos^2 \frac{\theta}{2} = \frac{\cos \theta + 1}{2}$

46.  $2 \cos^2 \frac{\theta}{2} = 1 + \cos \theta$

47.  $\cos^2 \frac{A}{2} = \frac{1 + \cos A}{2}$

48.  $\cos^2 \frac{A}{2} = \frac{1 + \sec A}{2}$

49.  $\tan \frac{B}{2} = \frac{\sec B - \cos B}{1 + \cos B}$

50.  $\tan \frac{B}{2} = \frac{\sec B - \cos B}{1 + \cos B}$

51.  $\tan \frac{x}{2} = \frac{1 - \cos x}{\sin x}$

52.  $\tan \frac{x}{2} = \frac{\sin x}{1 + \cos x}$

53.  $\cos^2 \frac{\theta}{2} = \frac{1 + \cos \theta}{2}$

54.  $2 \cos^2 \frac{\theta}{2} = 1 + \cos \theta$

55.  $\cos^4 \theta = \frac{1}{4} + \frac{\cos 2\theta}{2} + \frac{\cos^2 2\theta}{4}$

56.  $\cos^4 \theta = \frac{1}{4} + \frac{\cos 2\theta}{2} + \frac{\cos^2 2\theta}{4}$

#### REVIEW PROBLEMS

The following problems review material we covered in Section 4.1. Reviewing these problems will help you with the next section.

Do these without using a calculator or tables.

57.  $\sin\left(\arcsin \frac{3}{5}\right)$

58.  $\cos\left(\arcsin \frac{2}{5}\right)$

59.  $\cos(\arctan 2)$

60.  $\sin(\arctan 2)$

Write an equivalent expression that involves  $x$  only.

61.  $\sin(\tan^{-1} x)$

62.  $\cos(\tan^{-1} x)$

63.  $\tan(\sin^{-1} x)$

64.  $\tan(\cos^{-1} x)$

65. Graph  $y = \sin^{-1} x$ .

66. Graph  $y = \cos^{-1} x$ .

#### EXTENDING THE CONCEPTS

67. **Navigation** As we have seen in previous chapters, the great circle distance (in radians) between two points  $P_1(LT_1, LN_1)$  and  $P_2(LT_2, LN_2)$ , whose coordinates are given as latitudes and longitudes, is calculated using the formula

$$d = \cos^{-1}(\sin(LT_1)\sin(LT_2) + \cos(LT_1)\cos(LT_2)\cos(LN_1 - LN_2))$$

An alternate formula that can be used is

$$d = 2 \sin^{-1} \left( \sqrt{\sin^2 \left( \frac{LN_1 - LN_2}{2} \right) + \cos(LT_1) \cos(LT_2) \sin^2 \left( \frac{LT_1 - LT_2}{2} \right)} \right)$$

Prove that by setting these two expressions equal to one another, the result is an identity.

## SECTION 5.5 ADDITIONAL IDENTITIES

There are two main parts to this section, both of which rely on the work we have done previously with identities and formulas. In the first part of this section, we will extend our work on identities to include problems that involve inverse trigonometric functions. In the second part, we will use the formulas we obtained for the sine and cosine of a sum or difference to write some new formulas involving sums and products.

### Identities and Formulas Involving Inverse Functions

The solution to our first example combines our knowledge of inverse trigonometric functions with our formula for  $\sin(\alpha + \beta)$ .

**EXAMPLE 1** Evaluate  $\sin\left(\arcsin\frac{3}{5} + \arctan 2\right)$  without using a calculator.

**SOLUTION** We can simplify things somewhat if we let  $\alpha = \arcsin\frac{3}{5}$  and  $\beta = \arctan 2$ .

$$\begin{aligned}\sin\left(\arcsin\frac{3}{5} + \arctan 2\right) &= \sin(\alpha + \beta) \\ &= \sin\alpha \cos\beta + \cos\alpha \sin\beta\end{aligned}$$

Drawing and labeling a triangle for  $\alpha$  and another for  $\beta$ , we have




Figure 1

From the triangles in Figure 1, we have

$$\begin{aligned}\sin\alpha &= \frac{3}{5} & \sin\beta &= \frac{2}{\sqrt{5}} \\ \cos\alpha &= \frac{4}{5} & \cos\beta &= \frac{1}{\sqrt{5}}\end{aligned}$$

Substituting these numbers into

$$\sin\alpha \cos\beta + \cos\alpha \sin\beta$$

gives us

$$\frac{3}{5} \cdot \frac{1}{\sqrt{5}} + \frac{4}{5} \cdot \frac{2}{\sqrt{5}} = \frac{11}{5\sqrt{5}}$$

■





**Calculator Note** To check our answer for Example 1 using a calculator, we would use the following sequence:

Scientific Calculator

$$3 \div 5 \left[ \sin^{-1} \left( \left[ \left[ 2 \sqrt{\frac{11}{25}} \right] \right] \right) = \sin$$

Graphing Calculator

$$\left[ \sin \left( \frac{2}{5} \sqrt{\frac{11}{2}} \right) \right] \left[ \left[ \left[ \sin^{-1} \left( \left[ \left[ 2 \sqrt{\frac{11}{25}} \right] \right] \right) \right] \right] \right] \quad \text{ENTER}$$

The display would show 0.9839 to four decimal places, which is the decimal approximation of  $\frac{11}{5\sqrt{5}}$ . It is appropriate to check your work on problems like this by using your calculator. The concepts are best understood, however, by working through the problems without using a calculator.

Here is a similar example involving inverse trigonometric functions and a double-angle identity.

**EXAMPLE 2** Write  $\sin(2 \tan^{-1} x)$  as an equivalent expression involving only  $x$ . (Assume  $x$  is positive.)

**SOLUTION** We begin by letting  $\theta = \tan^{-1} x$ , which means

$$\tan \theta = x = \frac{y}{1}$$

Draw a right triangle with a acute angle of  $\theta$  and label the opposite side with  $x$  and the adjacent side with 1. Then the ratio of the side opposite  $\theta$  to the side adjacent to  $\theta$  is  $x = x$ .

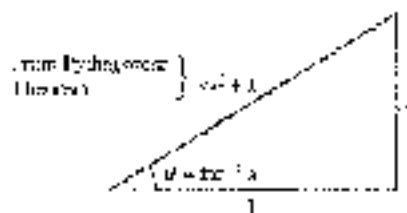


Figure 2

From Figure 2, we have

$$\sin \theta = \frac{x}{\sqrt{x^2 + 1}} \quad \text{and} \quad \cos \theta = \frac{1}{\sqrt{x^2 + 1}}$$

Therefore,

$$\begin{aligned} \sin(2 \tan^{-1} x) &= \sin 2\theta && \text{Substitute } \theta \text{ for } \tan^{-1} x. \\ &= 2 \sin \theta \cos \theta && \text{Double-angle identity} \\ &= 2 \cdot \frac{x}{\sqrt{x^2 + 1}} \cdot \frac{1}{\sqrt{x^2 + 1}} && \text{From Figure 2} \\ &= \frac{2x}{x^2 + 1} && \text{Multiply.} \end{aligned}$$

If you take our work with identities in this chapter, we will derive some additional formulas that contain sums and products of sines and cosines.

## Product to Sum Formulas

If we add the formula for  $\sin(A - B)$  to the formula for  $\sin(A + B)$ , we will eventually arrive at a formula for the product  $\sin A \cos B$ .

$$\begin{array}{r} \sin A \cos B + \cos A \sin B = \sin(A + B) \\ \sin A \cos B - \cos A \sin B = \sin(A - B) \\ \hline 2 \sin A \cos B = \sin(A + B) + \sin(A - B) \end{array}$$

Dividing both sides of this result by 2 gives us

$$\sin A \cos B = \frac{1}{2}[\sin(A + B) + \sin(A - B)] \quad (1)$$

By similar methods, we can derive the formulas that follow.

$$\cos A \sin B = \frac{1}{2}[\sin(A + B) - \sin(A - B)] \quad (2)$$

$$\cos A \cos B = \frac{1}{2}[\cos(A - B) + \cos(A + B)] \quad (3)$$

$$\sin A \sin B = \frac{1}{2}[\cos(A - B) - \cos(A + B)] \quad (4)$$

These four product formulas are of use in calculus. The reason they are useful is that they indicate how we can convert a product into a sum. In calculus, it is sometimes much easier to work with sums of trigonometric functions than it is to work with products.

**EXAMPLE 3** Verify product formula (3) for  $A = 30^\circ$  and  $B = 120^\circ$ .

**SOLUTION** Substituting  $A = 30^\circ$  and  $B = 120^\circ$  in to

$$\cos A \cos B = \frac{1}{2}[\cos(A - B) + \cos(A + B)]$$

we have

$$\begin{aligned} \cos 30^\circ \cos 120^\circ &= \frac{1}{2}[\cos 150^\circ + \cos 150^\circ] \\ \frac{\sqrt{3}}{2} \cdot \left(-\frac{1}{2}\right) &= \frac{1}{2} \left(-\frac{\sqrt{3}}{2} + \left(-\frac{\sqrt{3}}{2}\right)\right) \\ -\frac{\sqrt{3}}{4} &= -\frac{\sqrt{3}}{2} \quad \text{A true statement.} \end{aligned}$$

**EXAMPLE 4** Write  $10 \cos 5x \sin 3x$  as a sum or difference.

**SOLUTION** Product formula (2) is appropriate for an expression of the form  $\cos A \sin B$ . If we substitute  $A = 5x$  and  $B = 3x$ , then

$$\begin{aligned} 10 \cos 5x \sin 3x &= 10 \cdot \frac{1}{2}[\sin(5x - 3x) - \sin(5x + 3x)] \\ &= 5(\sin 2x - \sin 8x) \end{aligned}$$



## Sum to Product Formulas

By some simple manipulations, we can change our product formulas into sum formulas. If we take the formula for  $\sin(A + B)$ , exchange  $A$  and  $B$ , and then multiply through by 2, we have

$$2\sin(A + B) = 2\sin(B + A) = 2\sin A \cos B$$

If we let  $\alpha = A + B$  and  $\beta = A - B$ , then we can solve for  $A$  by adding the left sides and the right sides.

$$\begin{aligned} \alpha + \beta &= 2A \\ \alpha - \beta &= 2B \\ 2A &= \alpha + \beta \\ A &= \frac{\alpha + \beta}{2} \end{aligned}$$

By subtracting the expression for  $\beta$  from the expression for  $\alpha$ , we have

$$B = \frac{\alpha - \beta}{2}$$

Writing the equation  $\sin(A + B) = \sin(A - B) = 2\sin A \cos B$  in terms of  $\alpha$  and  $\beta$  gives us our first sum formula:

$$\sin \alpha + \sin \beta = 2 \sin \frac{\alpha + \beta}{2} \cos \frac{\alpha - \beta}{2} \quad (5)$$

Similarly, the following sum formulas can be derived from the other product formulas:

$$\sin \alpha - \sin \beta = 2 \cos \frac{\alpha + \beta}{2} \sin \frac{\alpha - \beta}{2} \quad (6)$$

$$\cos \alpha + \cos \beta = 2 \cos \frac{\alpha + \beta}{2} \cos \frac{\alpha - \beta}{2} \quad (7)$$

$$\cos \alpha - \cos \beta = -2 \sin \frac{\alpha + \beta}{2} \sin \frac{\alpha - \beta}{2} \quad (8)$$

**EXAMPLE 5** Verify sum formula (7) for  $\alpha = 30^\circ$  and  $\beta = 90^\circ$ .

**SOLUTION** We substitute  $\alpha = 30^\circ$  and  $\beta = 90^\circ$  into sum formula (7) and simplify each side of the resulting equation.

$$\cos 30^\circ + \cos 90^\circ = 2 \cos \frac{30^\circ + 90^\circ}{2} \cos \frac{30^\circ - 90^\circ}{2}$$

$$\cos 30^\circ + \cos 90^\circ = 2 \cos 60^\circ \cos (-30^\circ)$$

$$\frac{\sqrt{3}}{2} + 0 = 2 \left(\frac{1}{2}\right) \left(\frac{\sqrt{3}}{2}\right)$$

$$\frac{\sqrt{3}}{2} = \frac{\sqrt{3}}{2} \quad \text{A true statement.} \quad \blacksquare$$

**EXAMPLE 3**Verify the identity  $\tan \alpha = \frac{\cos 2\alpha - \cos \alpha}{\sin 2\alpha + \sin \alpha}$ .**PROOF** Applying the formulas for  $\cos \alpha - \cos \beta$  and  $\sin \alpha + \sin \beta$  to the right side and then simplifying, we arrive at  $\tan \alpha$ .

$$\begin{aligned} \frac{\cos 2\alpha - \cos \alpha}{\sin 2\alpha + \sin \alpha} &= \frac{-2 \sin \frac{2\alpha + \alpha}{2} \sin \frac{2\alpha - \alpha}{2}}{2 \sin \frac{2\alpha + \alpha}{2} \cos \frac{2\alpha - \alpha}{2}} && \text{Sum-to-product formulas} \\ &= \frac{-2 \sin \frac{3\alpha}{2} \sin \frac{\alpha}{2}}{2 \sin \frac{3\alpha}{2} \cos \frac{\alpha}{2}} && \text{Simplify} \\ &= \frac{-\cancel{2} \sin \frac{3\alpha}{2} \cancel{\sin \frac{\alpha}{2}}}{\cancel{2} \sin \frac{3\alpha}{2} \cos \frac{\alpha}{2}} && \text{Divide out common factors} \\ &= -\tan \alpha && \text{Ratio identity} \quad \blacksquare \end{aligned}$$

**GETTING READY FOR CLASS**

After reading through the preceding section, respond in your own words and in complete sentences.

- How would you describe  $\arcsin \frac{3}{4}$  in a classmate's?
- How do we arrive at a formula for the product  $\sin A \cos B$ ?
- Explain the difference between product-to-sum formulas and sum-to-product formulas.
- Write  $\sin \alpha + \sin \beta$  as a product using only sine and cosine.

Copyright 2010 Cengage Learning. All Rights Reserved. May not be copied, scanned, or duplicated, in whole or in part. WCN 02-200-203

**PROBLEM SET 6.6**

Evaluate each expression below without using a calculator. (Assume any variables represent positive numbers.)

- |  |  |
|--|--|
| 1. $\sin \left( \arcsin \frac{3}{5} - \arctan 2 \right)$               | 3. $\cos \left( \arcsin \frac{1}{3} - \arctan 2 \right)$               |
| 2. $\cos \left( \tan^{-1} \frac{1}{2} + \sin^{-1} \frac{1}{2} \right)$ | 4. $\sin \left( \tan^{-1} \frac{6}{2} - \sin^{-1} \frac{1}{2} \right)$ |
| 5. $\sin \left( 2 \cos^{-1} \frac{3}{4} \right)$                       | 6. $\sin \left( 2 \tan^{-1} \frac{3}{4} \right)$                       |
| 7. $\cos \left( 2 \tan^{-1} \frac{3}{2} \right)$                       | 8. $\cos \left( 2 \sin^{-1} \frac{1}{3} \right)$                       |

Write each expression as an equivalent expression involving only  $x$ . (Assume  $x$  is positive.)

- |   |   |
|---|---|
| 9. $\sin(\sin^{-1} x)$                          | 10. $\tan(\cos^{-1} x)$                         |
| 11. $\cot \left( \sin^{-1} \frac{x}{3} \right)$ | 12. $\cos \left( \tan^{-1} \frac{x}{2} \right)$ |



13.  $\sin(2 \cos^{-1} a)$   
 14.  $\sin(2 \cos^{-1} a)$   
 15.  $\cos(2 \cos^{-1} a)$   
 16.  $\cos(2 \sin^{-1} a)$   
 17.  $\sec\left(\sin^{-1}\left(\frac{2}{3}\right)\right)$   
 18.  $\sin\left(\sec^{-1}\left(\frac{3}{4}\right)\right)$   
 19. Verify product formula (4) for  $A = 30^\circ$  and  $B = 120^\circ$   
 20. Verify product formula (5) for  $A = 120^\circ$  and  $B = 30^\circ$

Rewrite each expression as a sum or difference, then simplify if possible.

21.  $10 \cos 5x \cos 3x$   
 22.  $10 \sin 7x \sin 3x$   
 23.  $\cos 8x \cos 2x$   
 24.  $\cos 7x \sin 5x$   
 25.  $\sin 60^\circ \cos 30^\circ$   
 26.  $\cos 90^\circ \cos 180^\circ$   
 27.  $\sin 4\pi \sin 2\pi$   
 28.  $\cos 4\pi \sin \pi$   
 29. Verify sum formula (6) for  $\alpha = 30^\circ$  and  $\beta = 90^\circ$   
 30. Verify sum formula (8) for  $\alpha = 30^\circ$  and  $\beta = 90^\circ$

Rewrite each expression as a product, simplify if possible.

31.  $\sin 7x + \sin 3x$   
 32.  $\cos 5x - \cos 3x$   
 33.  $\cos 45^\circ - \cos 15^\circ$   
 34.  $\sin 75^\circ - \sin 15^\circ$   
 35.  $\sin \frac{7\pi}{12} - \sin \frac{\pi}{12}$   
 36.  $\cos \frac{\pi}{12} + \cos \frac{7\pi}{12}$

Verify each identity.

37.  $\cot x = \frac{\sin 3x + \sin x}{\cos 3x - \cos x}$   
 38.  $\cot x = \frac{\cos 3x - \cos x}{\sin 3x + \sin x}$   
 39.  $\cot x = \frac{\sin 4x + \sin 6x}{\cos 4x - \cos 6x}$   
 40.  $\tan 4x = \frac{\cos 3x - \cos 5x}{\sin 3x + \sin 5x}$   
 41.  $\tan 4x = \frac{\sin 5x + \sin 3x}{\cos 3x + \cos 5x}$   
 42.  $\cos 7x = \frac{\sin 3x - \sin 5x}{\cos x - \cos 3x}$

#### REVIEW PROBLEMS

The problems that follow review material we covered in Section 8.3. Graph one complete cycle.

43.  $y = \sin\left(x + \frac{\pi}{4}\right)$   
 44.  $y = \sin\left(x - \frac{\pi}{4}\right)$   
 45.  $y = \cos\left(x + \frac{\pi}{3}\right)$   
 46.  $y = \cos\left(x - \frac{\pi}{3}\right)$   
 47.  $y = \sin\left(2x - \frac{\pi}{2}\right)$   
 48.  $y = \sin\left(3x - \frac{\pi}{3}\right)$   
 49.  $y = \frac{1}{2} \cos\left(3x - \frac{\pi}{2}\right)$   
 50.  $y = \frac{1}{2} \cos\left(4x - \frac{\pi}{2}\right)$   
 51.  $y = 3 \sin\left(\pi x - \frac{\pi}{2}\right)$   
 52.  $y = 4 \sin\left(2\pi x - \frac{\pi}{2}\right)$

## SUMMARY

## EXAMPLE 23

## Basic Identities [5.1]

	Basic Identities	Common Equivalent Forms
Reciprocal	$\csc \theta = \frac{1}{\sin \theta}$ $\sec \theta = \frac{1}{\cos \theta}$ $\csc \theta = \frac{1}{\sin \theta}$	$\sin \theta = \frac{1}{\csc \theta}$ $\cos \theta = \frac{1}{\sec \theta}$ $\tan \theta = \frac{1}{\cot \theta}$
Ratio	$\tan \theta = \frac{\sin \theta}{\cos \theta}$ $\cot \theta = \frac{\cos \theta}{\sin \theta}$	
Pythagorean	$\cos^2 \theta + \sin^2 \theta = 1$ $1 + \tan^2 \theta = \sec^2 \theta$ $1 + \cot^2 \theta = \csc^2 \theta$	$\sin^2 \theta = 1 - \cos^2 \theta$ $\sin \theta = \pm \sqrt{1 - \cos^2 \theta}$ $\cos^2 \theta = 1 - \sin^2 \theta$ $\cos \theta = \pm \sqrt{1 - \sin^2 \theta}$

## EXAMPLE 24

Verify that  $\sin(\alpha + \beta) = \sin \alpha \cos \beta + \cos \alpha \sin \beta$  by multiplying through by  $\sin(\alpha + \beta)$ , using the trigonometric identities and their change to sine and cosine.

$$\begin{aligned} \sin(\alpha + \beta) &= \sin(\alpha + \beta) \\ &= \sin \alpha \cos \beta + \cos \alpha \sin \beta \\ \sin(\alpha + \beta) &= \frac{1}{\sin(\alpha + \beta)} (\sin \alpha \cos \beta + \cos \alpha \sin \beta) \\ &= \frac{1}{\sin(\alpha + \beta)} (\sin \alpha \cos \beta + \cos \alpha \sin \beta) \\ &= \sin \alpha \cos \beta + \cos \alpha \sin \beta \end{aligned}$$

2. To find the exact value for  $\cos 75^\circ$ , we write  $75^\circ$  as  $45^\circ + 30^\circ$  and then apply the formula for  $\cos(A + B)$ .

$$\begin{aligned} \cos 75^\circ &= \cos(45^\circ + 30^\circ) \\ &= \cos 45^\circ \cos 30^\circ - \sin 45^\circ \sin 30^\circ \\ &= \frac{\sqrt{2}}{2} \cdot \frac{\sqrt{3}}{2} - \frac{\sqrt{2}}{2} \cdot \frac{1}{2} \\ &= \frac{\sqrt{6} - \sqrt{2}}{4} \end{aligned}$$

## Proving Identities [5.1]

An identity in trigonometry is a statement that two expressions are equal for all replacements of the variable for which each expression is defined. To prove a trigonometric identity, we use trigonometric substitutions and algebraic manipulations as *tools*.

1. Transform the right side into the left side, or
2. Transform the left side into the right side.

Remember to work on each side separately. We do not want to use properties that will get us that far on both sides of the identity—like the addition property of equality.

## Sum and Difference Formulas [5.2]

$$\begin{aligned} \sin(A + B) &= \sin A \cos B + \cos A \sin B \\ \sin(A - B) &= \sin A \cos B - \cos A \sin B \\ \cos(A + B) &= \cos A \cos B - \sin A \sin B \\ \cos(A - B) &= \cos A \cos B + \sin A \sin B \\ \tan(A + B) &= \frac{\tan A + \tan B}{1 - \tan A \tan B} \\ \tan(A - B) &= \frac{\tan A - \tan B}{1 + \tan A \tan B} \end{aligned}$$



5. If  $\sin A = \frac{2}{3}$  with  $A$  in  $Q_2$ , then

$$\begin{aligned}\cos 2A &= 1 - 2\sin^2 A \\ &= 1 - 2\left(\frac{2}{3}\right)^2 \\ &= -\frac{2}{9}\end{aligned}$$

4. We can use a half-angle formula to find the exact value of  $\sin 15^\circ$  by writing  $15^\circ$  as  $30^\circ/2$ .

$$\begin{aligned}\sin 15^\circ &= \sin \frac{30^\circ}{2} \\ &= \frac{\sqrt{1 - \cos 30^\circ}}{2} \\ &= \frac{\sqrt{1 - \frac{\sqrt{3}}{2}}}{2} \\ &= \frac{\sqrt{\frac{2 - \sqrt{3}}{2}}}{2} \\ &= \frac{\sqrt{2 - \sqrt{3}}}{2}\end{aligned}$$

5. We can write the product

$$\sin 3x \sin 5x$$

as a difference by applying the second product-to-sum formula.

- It can be written

$$\begin{aligned}&= \frac{1}{2}[\sin(5x + 3x) - \sin(5x - 3x)] \\ &= \frac{1}{2}(\sin 8x - \sin 2x)\end{aligned}$$

6. Prove

$$\tan \alpha = \frac{\sin(\alpha + \beta) \cos \alpha}{\sin \beta + \cos \alpha}$$

**Proof**

$$\tan \beta = \frac{\sin \beta}{\cos \beta}$$

$$\sin(\alpha + \beta) = \sin \alpha \cos \beta + \cos \alpha \sin \beta$$

$$= \frac{\sin \alpha \cos \beta + \cos \alpha \sin \beta}{2}$$

$$= \frac{\sin \alpha \cos \beta + \cos \alpha \sin \beta}{2}$$

$$= \frac{\sin \alpha \cos \beta + \cos \alpha \sin \beta}{2}$$

$$= \frac{\sin \alpha \cos \beta + \cos \alpha \sin \beta}{2}$$

$$= \frac{\sin \alpha \cos \beta + \cos \alpha \sin \beta}{2}$$

$$= \frac{\sin \alpha \cos \beta + \cos \alpha \sin \beta}{2}$$

$$= \frac{\sin \alpha \cos \beta + \cos \alpha \sin \beta}{2}$$

### Double-Angle Formulas [5.3]

$$\sin 2A = 2 \sin A \cos A$$

$$\cos 2A = \cos^2 A - \sin^2 A \quad \text{Pythagorean form}$$

$$= 2 \cos^2 A - 1 \quad \text{Secant form}$$

$$= 1 - 2 \sin^2 A \quad \text{Tangent form}$$

$$\tan 2A = \frac{2 \tan A}{1 - \tan^2 A}$$

### Half-Angle Formulas [5.4]

$$\sin \frac{A}{2} = \pm \sqrt{\frac{1 - \cos A}{2}}$$

$$\cos \frac{A}{2} = \pm \sqrt{\frac{1 + \cos A}{2}}$$

$$\tan \frac{A}{2} = \frac{1 - \cos A}{\sin A} = \frac{\sin A}{1 + \cos A}$$

### Product to Sum Formulas [5.5]

$$\sin A \cos B = \frac{1}{2}[\sin(A + B) + \sin(A - B)]$$

$$\cos A \sin B = \frac{1}{2}[\sin(A + B) - \sin(A - B)]$$

$$\cos A \cos B = \frac{1}{2}[\cos(A + B) + \cos(A - B)]$$

$$\sin A \sin B = \frac{1}{2}[\cos(A - B) - \cos(A + B)]$$

### Sum to Product Formulas [5.5]

$$\sin \alpha + \sin \beta = 2 \sin \frac{\alpha + \beta}{2} \cos \frac{\alpha - \beta}{2}$$

$$\sin \alpha - \sin \beta = 2 \cos \frac{\alpha + \beta}{2} \sin \frac{\alpha - \beta}{2}$$

$$\cos \alpha + \cos \beta = 2 \cos \frac{\alpha + \beta}{2} \cos \frac{\alpha - \beta}{2}$$

$$\cos \alpha - \cos \beta = -2 \sin \frac{\alpha + \beta}{2} \sin \frac{\alpha - \beta}{2}$$

## CHAPTER 6

## TEST

Prove each identity.

1.  $\frac{\cot \theta}{\csc \theta} = \cos \theta$

3.  $\sec \theta + \cos \theta = \tan \theta \csc \theta$

5.  $\frac{1}{1 - \sin \theta} + \frac{1}{1 + \sin \theta} = 2 \csc^2 \theta$

7.  $\cos^2 A + \sin^2 A = \cos 2A$

9.  $\csc x = \tan x + \frac{\cos 2x}{\sin 2x}$

2.  $(\sec x - 1)(\sec x + 1) = \tan^2 x$

4.  $\frac{\cos^2 \theta}{1 - \sin \theta} = \frac{1 + \sin \theta}{\csc \theta}$

6.  $\cos\left(\frac{\pi}{2} + \theta\right) = -\sin \theta$

8.  $\csc A = \frac{\sin 2A}{1 - \cos 2A}$

10.  $\tan \frac{x}{2} = \frac{\sin x}{\sec x + 1}$

Use your graphing calculator to determine if each equation appears to be an identity by graphing the left expression and right expression together. If so, prove the identity. If not, find a counterexample. (Some of these identities are from the book *Plane and Spherical Trigonometry*, written by Leonard M. Fiske and published by The Macmillan Company in 1918.)

11.  $\frac{\sec^2 \alpha}{\sin^2 \alpha} = \csc^2 \alpha + \sec^2 \alpha$

12.  $\frac{1}{\tan \theta + \cot \theta} = \csc \theta \sec \theta$

Let  $\sin A = -\frac{3}{5}$  with  $270^\circ \leq A \leq 360^\circ$  and  $\sin B = \frac{15}{17}$  with  $90^\circ \leq B \leq 180^\circ$  and find

13.  $\sin(A + B)$

14.  $\cos(A - B)$

15.  $\cos 2B$

16.  $\sin \frac{A}{2}$

Find exact values for each of the following:

17.  $\sin 75^\circ$

18.  $\tan \frac{\pi}{17}$

Write each expression as a single trigonometric function.

19.  $\cos 4x \cos 5x + \sin 4x \sin 5x$

20.  $\sin 45^\circ \cos 75^\circ + \cos 45^\circ \sin 75^\circ$

21. If  $\sin A = \frac{1}{\sqrt{5}}$  with  $80^\circ \leq A \leq 210^\circ$ , find  $\cos 2A$  and  $\cos \frac{A}{2}$ .

22. If  $\sec A = \sqrt{2}$  with  $0^\circ \leq A < 90^\circ$ , find  $\sin 2A$  and  $\sin \frac{A}{2}$ .

23. Find  $\tan A$  if  $\tan B = \frac{1}{2}$  and  $\tan(A + B) = 4$ .

24. Find  $\cos \theta$  if  $\cos 2\theta = \frac{1}{2}$ .





Evaluate each expression, or else without using a calculator. (Assume any variables represent positive numbers.)

$$25. \cos\left(\arcsin\frac{4}{5} + \arctan 2\right) \qquad 26. \sin\left(\arcsin\frac{6}{5} + \arctan 2\right)$$

Write each expression as an equivalent expression involving only  $x$ . (Assume  $x$  is positive.)

$$27. \cos(2 \sin^{-1} x) \qquad 28. \sin(2 \cos^{-1} x)$$

29. Rewrite the product  $\sin 6x \sin 4x$  as a sum or difference.

30. Rewrite the sum  $\cos 15^\circ + \cos 75^\circ$  as a product and simplify.

## CHAPTER 5

## GROUP PROJECT



Figure 1

© 2005 Pearson Education, Inc.

### COMBINATIONS OF FUNCTIONS

**Objective:** To write  $y = a \sin Bx + b \cos Bx$  as a single trigonometric function  $y = A \sin(Bx + C)$ .

The GPS (global positioning system) allows a person to locate their position on  $y$  where in the world. To determine position, a GPS receiver downloads a signal that contains navigation data from a NAVSTAR satellite (Figure 1) and performs a series of calculations using this data. Several of the calculations require writing the sum of a sine and cosine function as a single sine function. In this project you will learn how this is done.

In Example 4 of Section 4.6 we showed how we could graph the function  $y = \sin x + \cos x$  by adding  $y$ -coordinates. We observed that the resulting graph appeared to have the shape of a sine function.



1. Graph  $y = \sin x + \cos x$  with your graphing calculator. Use your calculator to find the coordinates of a high point on the graph and a low point (if you can use your TRACE key, or your calculator may have special commands for finding maximum and minimum points). Find an equation of the graph in the form  $y = A \sin(Bx + C)$  by using these coordinates to estimate values of  $A$ ,  $B$ , and  $C$ . Check your equation by graphing it. The two graphs should be nearly identical.

To find an equation for this graph using an algebraic method, we need to find a way to write  $y = a \sin Bx + b \cos Bx$  as  $y = A \sin(Bx + C)$ . That is, we would like to find values of  $A$ ,  $B$ , and  $C$  so that the equation  $a \sin Bx + b \cos Bx = A \sin(Bx + C)$  is an identity. Because the value of  $B$  will be the same for both functions, we only need to find values for  $A$  and  $C$ .

2. First, we will assume  $a \sin Bx + b \cos Bx = A \sin(Bx + C)$ . Express the right side of this equation as a sum using a sum identity. In order for the resulting equation to be an identity, explain why it must be true that  $A \cos C = a$  and  $A \sin C = b$ .
3. Solve for  $A$  in terms of  $a$  and  $b$  using the Pythagorean identity

$$\sin^2 C + \cos^2 C = 1$$

Assume  $A$  is positive. To find the value of  $C$ , we simply need to find an angle satisfying the criteria:

$$\sin C = \frac{b}{A} \qquad \text{and} \qquad \cos C = \frac{a}{A}$$

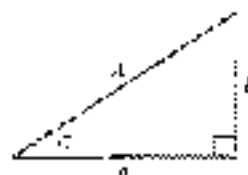


Figure 2

Figure 2 shows a visual way to remember the relationships between  $a$ ,  $b$ ,  $A$ , and  $C$ . You just have to remember to choose angle  $C$  so that its terminal side lies in the correct quadrant.

- Write  $y = \sin x + \cos x$  in the form  $y = A \sin(Bx + C)$ . First identify the values of  $a$ ,  $b$ , and  $B$ . Then solve for  $A$  and  $C$  using the results from Question 3. How does this equation compare with the one you found in Question 1?
- Graph your equation from Question 4 and compare it with the graph of  $y = \sin x + \cos x$ . The two graphs should be identical!

© 2010 Cengage Learning. All Rights Reserved. May not be copied, scanned, or duplicated, in whole or in part. WCN 02-200-203

## CHAPTER 5 RESEARCH PROJECT



© iStockphoto.com/Marko

Claudius Ptolemy

### PTOLEMY

Many of the identities presented in this chapter were known to the Greek astronomer and mathematician Claudius Ptolemy (A.D. 85–150). In his work *Almagest*, he was able to find the sine of sums and differences of angles and half-angles.

Research Ptolemy and his use of chords and the chord function. What was the relation that he used, and how is it different from modern notation? What other significant contributions did Ptolemy make to science? Write a paragraph or two about your findings.

\_\_\_\_\_

# CHAPTER 6

## EQUATIONS

Use your powers, *what they were and effort will in the end become mechanical.*

Georg C. Lichtenberg



© The Image Bank/Alamy Press

### INTRODUCTION

The human cannonball is launched from the cannon with an initial velocity of 64 feet per second at an angle of  $\theta$  from the horizontal.



Figure 1

The maximum height attained by the human cannonball is a function of both his initial velocity and the angle that the cannon is angled from the horizontal. His height  $h$  (in feet)  $t$  seconds after the cannon is fired is given by the equation

$$h(t) = -16t^2 + 64t \sin \theta$$

When you can see functions with geometric functions, Equations that contain trigonometric functions are what we will study in this chapter.

### STUDY SKILLS FOR CHAPTER 6

This is the first chapter where we will mention study skills. You should know by now what works best for you and what you have to do to achieve your goals for this course. From now on it is simply a matter of sticking with the things that work for you and avoiding the things that do not. It seems simple, but as with anything that takes effort, it is up to you to see that you do it. In the following section, we will give you some tips to help you in the course.

Examples and Problem Sets throughout the chapter.

☞ = Material available on video

▶ = Material available online

## SECTION 6.1 SOLVING TRIGONOMETRIC EQUATIONS

The solution set for an equation is the set of all numbers that, when used in place of the variable, make the equation a true statement. In the previous chapter, we worked with identities, which are equations that are true for every placement of the variable for which it is defined. Most equations, however, are not identities. They are only true for certain values of the variable. For example, the solution set for the equation  $4x^2 - 9 = 0$  is  $\left\{-\frac{3}{2}, \frac{3}{2}\right\}$  because these are the only two numbers that, when used in place of  $x$ , turn the equation into a true statement. We call these types of equations *conditional equations*.

In algebra, the first kind of equation you learned to solve were linear (or first-degree) equations in one variable. Solving these equations was accomplished by applying two important properties: the *addition property of equality* and the *multiplication property of equality*. These two properties were stated as follows:

**ADDITION PROPERTY OF EQUALITY**

For any three algebraic expressions  $A$ ,  $B$ , and  $C$ ,

$$\begin{array}{l} \text{If} \quad A = B \\ \text{then} \quad A + C = B + C \end{array}$$

*In words:* Adding the same quantity to both sides of an equation will not change the solution set.

**MULTIPLICATION PROPERTY OF EQUALITY**

For any three algebraic expressions  $A$ ,  $B$ , and  $C$ , with  $C \neq 0$ ,

$$\begin{array}{l} \text{If} \quad A = B \\ \text{then} \quad AC = BC \end{array}$$

*In words:* Multiplying both sides of an equation by the same nonzero quantity will not change the solution set.

Here is an example that shows how we use these two properties to solve a linear equation in one variable.

**EXAMPLE 1** Solve  $5x + 7 = 2x - 5$  for  $x$ .

**SOLUTION**

$$\begin{array}{ll} 5x + 7 = 2x - 5 & \\ 3x + 7 = -5 & \text{Add } -2x \text{ to each side.} \\ 3x = -12 & \text{Add } -7 \text{ to each side.} \\ x = -4 & \text{Multiply each side by } \frac{1}{3}. \end{array}$$



Notice in the last step we could just as easily have divided both sides by 2 instead of multiplying both sides by  $\frac{1}{2}$ . Division by a number and multiplication by its reciprocal are equivalent operations. ■

The process of solving trigonometric equations is very similar to the process of solving algebraic equations. With trigonometric equations, we look for values of an angle that will make the equation into a true statement. We usually begin by solving for a specific trigonometric function of that angle and then use the concepts we have developed earlier to find the angle. Here are some examples that illustrate this procedure.

**NOTE** Remember that any  $x$  function denotes an angle  $x$ , where  $x$  is in degrees and “rad” is an abbreviation for radians.



The direct translation of meaning in value. We can use the *calculator* table for Example 2 by dividing both sides by “2.”

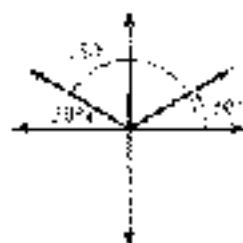


Figure 2

**EXAMPLE 2** Solve  $2 \sin x - 1 = 0$  for  $x$ .

**SOLUTION** We can solve for  $\sin x$  using our methods from algebra. We then use our knowledge of trigonometry to find  $x$  itself.

$$\begin{aligned} 2 \sin x - 1 &= 0 \\ 2 \sin x &= 1 \\ \sin x &= \frac{1}{2} \end{aligned}$$

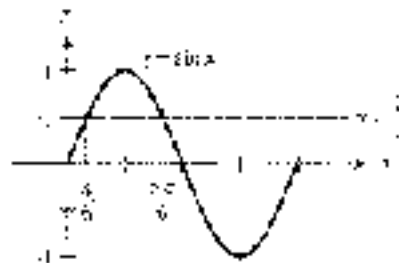


Figure 1

From Figure 1, we can see that if we are looking for radian solutions between 0 and  $2\pi$ , then  $x$  is either  $\pi/6$  or  $5\pi/6$ . On the other hand, if we want degree solutions between  $0^\circ$  and  $360^\circ$ , then our solutions will be  $30^\circ$  and  $150^\circ$ . Without the aid of Figure 1, we would reason that, because  $\sin x = \frac{1}{2}$ , the reference angle for  $x$  is  $30^\circ$ . Then, because  $\frac{1}{2}$  is a positive number and the sine function is positive in QI and QII,  $x$  must be  $30^\circ$  or  $150^\circ$  (Figure 2).

#### Solving Trigonometric Equations with $\sin x = \frac{1}{2}$

In Degrees	In Radians
$x = 30^\circ$ or $x = 150^\circ$	$x = \frac{\pi}{6}$ or $x = \frac{5\pi}{6}$

Because the sine function is periodic with period  $2\pi$  (or  $360^\circ$ ), any angle coterminal with  $x = \pi/6$  (or  $30^\circ$ ) or  $x = 5\pi/6$  (or  $150^\circ$ ) will also be a solution of the equation. For any integer  $k$ , adding  $2k\pi$  (or  $360^\circ k$ ) will result in a coterminal angle. Therefore, we can represent *all* solutions to the equation as follows.

#### All Solutions (Use an integer $k$ )

In Degrees	In Radians
$x = 30^\circ + 360^\circ k$	$x = \frac{\pi}{6} + 2k\pi$
or $x = 150^\circ + 360^\circ k$	or $x = \frac{5\pi}{6} + 2k\pi$

**USING**

Graphing Calculators to Solve Trigonometric Equations

We can solve the equation in Example 2 using a graphing calculator. If we define the left side of the equation as function  $Y_1$ , then the solutions of the equation will be the  $x$ -intercepts of this function. We sometimes refer to these values as zeros.

Set your calculator to degree mode and define  $Y_1 = 2 \sin(x - 1)$ . Set your window variables so that

$$2 \leq x \leq 360, \text{ and } -4 \leq y \leq 4, \text{ scale} = 1$$

Graph the function and use the appropriate command on your calculator to find both zeros. From Figure 3 we see that the solutions between  $0^\circ$  and  $360^\circ$  are  $x = 30^\circ$  and  $x = 150^\circ$ .




Figure 3

**EXAMPLE 3** Solve  $2 \sin \theta - 3 = 0$ , if  $0^\circ \leq \theta < 360^\circ$ .

**SOLUTION** We begin by solving for  $\sin \theta$ .

$$\begin{aligned} 2 \sin \theta - 3 &= 0 \\ 2 \sin \theta &= 3 && \text{Add 3 to both sides.} \\ \sin \theta &= \frac{3}{2} && \text{Divide both sides by 2.} \end{aligned}$$

Because  $\sin \theta$  is between  $-1$  and  $1$  for all values of  $\theta$ ,  $\sin \theta$  can never be  $\frac{3}{2}$ . Therefore, there is no solution to our equation.

To justify our conclusion further, we can graph  $y = 2 \sin x - 3$ . The graph is a sine curve with amplitude 2 that has been shifted down 3 units vertically. The graph is shown in Figure 4. The graph does not cross the  $x$ -axis, so there is no solution to the equation  $2 \sin x - 3 = 0$ . ■

**EXAMPLE 4** Find all degree solutions to  $\cos(\theta - 25^\circ) = -\frac{1}{\sqrt{2}}$ .

**SOLUTION** The reference angle is given by  $\cos^{-1}(1/\sqrt{2}) = 45^\circ$ . Because the cosine function is negative in QII or QIII, the expression  $\theta - 25^\circ$  must be

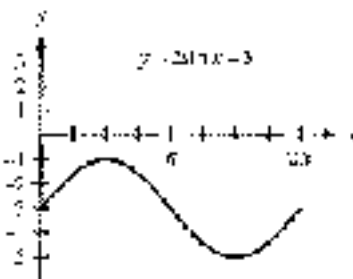


Figure 4



co-terminal with  $15^\circ$  or  $225^\circ$ . Therefore,

$$A = 25^\circ + 155^\circ = 360^\circ k \quad \text{or} \quad A = 25^\circ + 225^\circ = 360^\circ k$$

for any integer  $k$ . We can now solve for  $A$  by adding  $25^\circ$  to both sides.

$$\begin{aligned} A = 25^\circ + 155^\circ + 360^\circ k & \quad \text{or} \quad A = 25^\circ + 225^\circ + 360^\circ k \\ A = 180^\circ + 360^\circ k & \quad \quad \quad A = 250^\circ + 360^\circ k \end{aligned}$$

### USING A CALCULATOR

**EXAMPLE 4** Solve  $3 \sin \theta + 2 \cos \theta = 1$ ,  $0^\circ \leq \theta < 360^\circ$ . Express solutions in degrees.

We can solve the equation in Example 4 with a graphing calculator by defining the expression on each side of the equation as a function. The solutions to the equation will be the  $x$ -values of the points where the two graphs intersect.

Set your calculator to degree mode and define  $Y_1 = \cos(x - 2^\circ)$  and  $Y_2 = 1/\sqrt{2}$ . Set your window variables so that

$$0^\circ \leq x < 360^\circ, \text{ scale} = 90^\circ, -2 \leq y \leq 2, \text{ scale} = 1$$

Graph both functions and use the appropriate command on your calculator to find the coordinates of the two intersection points. From Figure 5 we see that the  $x$ -coordinates of these points are  $x = 150^\circ$  and  $x = 225^\circ$ .



Figure 5

**EXAMPLE 5** Solve  $3 \sin \theta - 2 = 7 \sin \theta - 1$ ,  $0^\circ \leq \theta < 360^\circ$ .

**SOLUTION** We can solve for  $\sin \theta$  by collecting all the variable terms on the left side and all the constant terms on the right side of the equation.

$$\begin{aligned} 3 \sin \theta - 2 &= 7 \sin \theta - 1 && \text{Original equation} \\ -4 \sin \theta - 2 &= -1 && \text{Add } -7 \sin \theta \text{ to each side} \\ -4 \sin \theta &= 1 && \text{Add 2 to each side} \\ \sin \theta &= -\frac{1}{4} && \text{Divide each side by } -4 \end{aligned}$$

We have not identified the angle whose sine is  $-\frac{1}{4}$ , so we must use a calculator to find the reference angle.

$$\theta = \sin^{-1}\left(-\frac{1}{4}\right) \approx -14.5^\circ$$



Figure 6

We find that the acute angle whose sine is equal to  $\frac{1}{2}$  is  $14.5^\circ$ . Therefore, the reference angle is  $14.5^\circ$ . Because  $\sin \theta$  is negative,  $\theta$  will terminate in QIII or QIV (Figure 6).

In QIII we have

$$\begin{aligned}\theta &= 180^\circ + 14.5^\circ \\ &= 194.5^\circ\end{aligned}$$

In QIV we have

$$\begin{aligned}\theta &= 360^\circ - 14.5^\circ \\ &= 345.5^\circ\end{aligned}$$

**NOTE** Unless directed otherwise, let's agree to write all approximate degree solutions to our equations in decimal degrees to the nearest tenth of a degree and all approximate radian solutions to the nearest hundredth.

**Calculator Note** Remember, because of the restricted values on your calculator, if you use the  $\sin^{-1}$  key with  $-\frac{1}{2}$ , your calculator will display approximately  $-31.5^\circ$ , which is not within the desired interval for Example 5. The best way to proceed is to first find the reference angle using  $\sin^{-1}$  with the positive value  $\frac{1}{2}$ . Then do the rest of the calculations based on the quadrant that the angle terminates in.

The next kind of trigonometric equation we will solve is quadratic in form. In algebra, the two most common methods of solving quadratic equations are factoring and applying the quadratic formula. Here is an example that reviews the factoring method.

**EXAMPLE 6** Solve  $2x^2 - 9x + 5 = 0$  for  $x$ .

**SOLUTION** We begin by writing the equation in standard form (all terms on the right side—decreasing powers of the variable on the left side). We then factor the left side and set each factor equal to 0.

$$\begin{aligned}2x^2 - 9x + 5 &= 0 && \text{Standard form} \\ 2x^2 - 9x + 5 &= 0 && \text{Standard form} \\ (2x + 1)(x - 5) &= 0 && \text{Factor} \\ 2x + 1 = 0 & \quad \text{or} \quad x - 5 = 0 && \text{Set each factor to 0} \\ x = -\frac{1}{2} & \quad \text{or} \quad x = 5 && \text{Solving resulting equations}\end{aligned}$$

The two solutions,  $x = -\frac{1}{2}$  and  $x = 5$ , are the only two numbers that satisfy the original equation.

**EXAMPLE 7** Solve  $2 \cos^2 t - 9 \cos t + 5 = 0$  if  $0 \leq t < 2\pi$ .

**SOLUTION** This equation is the equation from Example 6 with  $\cos t$  in place of  $x$ . The fact that  $0 \leq t < 2\pi$  indicates we are to write our solutions in radians.

$$\begin{aligned}2 \cos^2 t - 9 \cos t + 5 &= 0 && \text{Standard form} \\ 2 \cos^2 t - 9 \cos t + 5 &= 0 && \text{Standard form} \\ (2 \cos t + 1)(\cos t - 5) &= 0 && \text{Factor} \\ 2 \cos t + 1 = 0 & \quad \text{or} \quad \cos t - 5 = 0 && \text{Set each factor to 0} \\ \cos t = -\frac{1}{2} & \quad \text{or} \quad \cos t = 5 && \text{Isolate } \cos t\end{aligned}$$



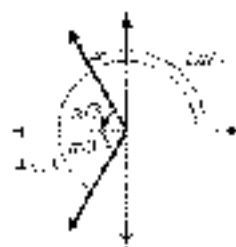


Figure 7

The first result,  $\cos \theta = \frac{1}{2}$ , gives us a reference angle of

$$\theta = \cos^{-1}(1/2) = \pi/3$$

Because  $\cos \theta$  is negative,  $\theta$  must terminate in QII or QIII (Figure 7). Thus, for

$$x = x = -\sqrt{3} = -2\sqrt{3} \quad \text{or} \quad x = x = \sqrt{3} = 4\sqrt{3}$$

The second result,  $\cos \theta = 5$ , has no solution. For any value of  $x$ ,  $\cos x$  must be between  $-1$  and  $1$ . It can never be  $5$ .  $\blacksquare$

**EXAMPLE 8** Solve  $2 \sin^2 \theta + 2 \sin \theta - 1 = 0$  if  $0 \leq \theta < 2\pi$ .

**SOLUTION** The equation is already in standard form. If we try to factor the left side, however, we find it does not factor. We must use the quadratic formula. The quadratic formula states that the solutions to the equation

$$ax^2 + bx + c = 0$$

will be

$$x = \frac{-b \pm \sqrt{b^2 - 4ac}}{2a}$$

In our case, the coefficients  $a$ ,  $b$ , and  $c$  are

$$a = 2, \quad b = 2, \quad c = -1$$

Using these numbers, we can solve for  $\sin \theta$  as follows:

$$\begin{aligned} \sin \theta &= \frac{-2 \pm \sqrt{4 - 4(2)(-1)}}{2(2)} \\ &= \frac{-2 \pm \sqrt{12}}{4} \\ &= \frac{-2 \pm 2\sqrt{3}}{4} \\ &= \frac{-1 \pm \sqrt{3}}{2} \end{aligned}$$

Using the approximation  $\sqrt{3} = 1.7321$ , we arrive at the following decimal approximations for  $\sin \theta$ :

$$\begin{aligned} \sin \theta &= \frac{-1 + 1.7321}{2} & \text{or} & \quad \sin \theta = \frac{-1 - 1.7321}{2} \\ \sin \theta &= 0.3661 & \text{or} & \quad \sin \theta = -1.3661 \end{aligned}$$

We will not obtain any solutions from the second expression,  $\sin \theta = -1.3661$ , because  $\sin \theta$  must be between  $-1$  and  $1$ . For  $\sin \theta = 0.3661$ , we use a calculator to find the angle whose sine is nearest to  $0.3661$ . This angle is approximately  $0.37$  radians, and it is the reference angle for  $\theta$ . Since  $\sin \theta$  is positive,  $\theta$  must terminate in QI or QII (Fig. 8). Therefore,

$$\theta = 0.37 \quad \text{or} \quad \theta = \pi - 0.37 = 2.77 \quad \blacksquare$$

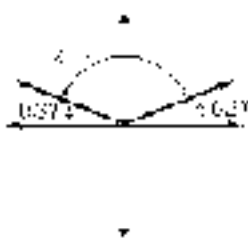


Figure 8

## GETTING READY FOR CLASS

After reading through the preceding section, respond in your own words and in complete sentences.

- State the multiplication property of equality.
- What is the solution set for an equation?
- How many solutions between  $0^\circ$  and  $360^\circ$  does the equation  $2 \sin \theta + 1 = 0$  contain?
- Under what condition is factoring part of the process of solving an equation?

## PROBLEM SET 8.1

For each of the following equations, solve for (a) all degree solutions and (b)  $\theta$  if  $0^\circ \leq \theta < 360^\circ$ . Do not use a calculator.

- |                                   |                                   |
|-----------------------------------|-----------------------------------|
| 1. $2 \sin \theta = 1$            | 2. $2 \cos \theta = 1$            |
| 3. $2 \cos \theta - \sqrt{3} = 0$ | 4. $2 \cos \theta + \sqrt{2} = 0$ |
| 5. $2 \tan \theta + 2 = 0$        | 6. $\sqrt{2} \cot \theta - 1 = 0$ |

For each of the following equations, solve for (a) all radian solutions and (b)  $t$  if  $0 \leq t < 2\pi$ . Use all answers as exact values in radians. Do not use a calculator.

- |                                      |                                       |
|--------------------------------------|---------------------------------------|
| 7. $4 \sin t - \sqrt{3} = 2 \sin t$  | 8. $\sqrt{3} + 1.5 \sin t = 3 \sin t$ |
| 9. $2 \cos t + 6 \cos t = \sqrt{12}$ | 10. $3 \cos t = \sqrt{12} = \cos t$   |
| 11. $1 \sin t + 5 = 2 \sin t$        | 12. $3 \sin t + 4 = 4$                |

For each of the following equations, solve for (a) all degree solutions and (b)  $\theta$  if  $0^\circ \leq \theta < 360^\circ$ . Use a calculator to approximate all answers to the nearest tenth of a degree.

- |  |   |
|--|---|
| 13. $4 \sin \theta - 3 = 4$                  | 14. $4 \sin \theta + 1.5 = 0$               |
| 15. $2 \cos \theta - 5 = 1 \cos \theta - 2$  | 16. $4 \cos \theta - 1 = 3 \cos \theta + 4$ |
| 17. $\sin \theta - 1 = \sqrt{2} \sin \theta$ | 18. $\sin \theta - 4 = -2 \cos \theta$      |

For each of the following equations, solve for (a) all radian solutions and (b)  $x$  if  $0 \leq x < 2\pi$ . Give all answers as exact values in radians. Do not use a calculator.

- |                                      |                                     |
|--------------------------------------|-------------------------------------|
| 19. $(\sin x - 1)(2 \sin x - 1) = 0$ | 20. $(\cos x - 1)^2 \cos x - 1 = 0$ |
| 21. $\tan x (\tan x - 1) = 0$        | 22. $\tan x (\tan x + 1) = 0$       |
| 23. $\sin x + 2 \sin x \cos x = 0$   | 24. $\cos x - 2 \sin x \cos x = 0$  |
| 25. $2 \sin^2 x - \sin x + 3 = 0$    | 26. $2 \cos^2 x - \cos x - 1 = 0$   |

For each of the following equations, solve for (a) all degree solutions and (b)  $\theta$  if  $0^\circ \leq \theta < 360^\circ$ . Do not use a calculator.

- |  |   |
|--|---|
| 27. $(2 \cos \theta + \sqrt{3})(2 \cos \theta + 1) = 0$    | 28. $(2 \sin \theta - \sqrt{3})(2 \sin \theta - 1) = 0$ |
| 29. $\sqrt{3} \tan \theta - 2 \sin \theta \tan \theta = 0$ | 30. $\tan \theta - 2 \cos \theta \tan \theta = 0$       |
| 31. $2 \cos^2 \theta + 11 \cos \theta - 5 = 0$             | 32. $2 \sin^2 \theta - 7 \sin \theta - 3 = 0$           |

Use the quadratic formula to find (a) all degree solutions and (b)  $\theta$  if  $0^\circ \leq \theta < 360^\circ$ . Use a calculator to approximate all answers to the nearest  $\frac{1}{4}$ th of a degree.

- |   |   |
|---|---|
| 33. $2 \sin^2 \theta - 2 \sin \theta - 1 = 0$ | 34. $2 \cos^2 \theta + 7 \cos \theta - 1 = 0$ |
| 35. $\cos^2 \theta + \cos \theta - 1 = 0$     | 36. $\sin^2 \theta - \sin \theta - 1 = 0$     |
| 37. $2 \sin^2 \theta + 1 = 4 \sin \theta$     | 38. $1 - 4 \cos \theta = -2 \cos^2 \theta$    |



Find all degree solutions to the following equations.

$$* \approx 30. \quad \cos 4A = 50^\circ) = \frac{\sqrt{3}}{2}$$

$$40. \quad \sin(A + 50^\circ) = \frac{\sqrt{3}}{2}$$

$$41. \quad \sin(A - 30^\circ) = \frac{1}{2}$$

$$42. \quad \cos(A - 30^\circ) = \frac{1}{2}$$


Find all radian solutions to the following equations.

$$43. \quad \cos\left(A - \frac{\pi}{7}\right) = -\frac{1}{2}$$

$$44. \quad \sin\left(A - \frac{\pi}{3}\right) = -\frac{1}{2}$$

$$45. \quad \sin\left(A + \frac{\pi}{12}\right) = \frac{\sqrt{2}}{2}$$

$$46. \quad \cos\left(A + \frac{\pi}{12}\right) = \frac{\sqrt{2}}{2}$$

 Use your graphing calculator to find the solutions to the equations you solved in the problems below by graphing the function represented by the left side of the equation and then finding its zeros. Make sure your calculator is set to degree mode.

47. Problem 3

48. Problem 4

49. Problem 5


50. Problem 6

51. Problem 25

52. Problem 30

53. Problem 32

54. Problem 34

 Use your graphing calculator to find the solutions to the equations you solved in the problems below by defining the left side and right side of the equation as functions and then finding the intersection points of their graphs. Make sure your calculator is set to degree mode.

55. Problem 1

56. Problem 2

57. Problem 17

58. Problem 18

59. Problem 21

60. Problem 32

61. Problem 27

62. Problem 38

63. Problem 35

64. Problem 40

**Motion of a Projectile** If a projectile (such as a bullet) is fired into the air with an initial velocity  $v_0$  at an angle of elevation  $\theta$  (see Figure 9), then the height  $h$  of the projectile at time  $t$  is given by

$$h = -16t^2 + v_0 \sin \theta t$$

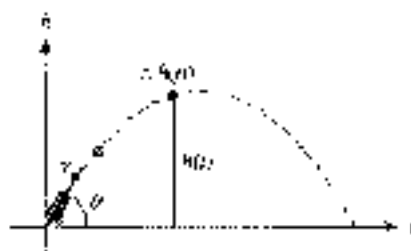


FIGURE 9

65. Use the equation for the height, if  $v_0$  is 1,000 feet per second and  $\theta$  is  $30^\circ$ .

66. Use the equation for  $h$ , if  $v_0$  is 600 feet per second and  $\theta$  is  $45^\circ$ . (Give your answer in exact value form.)

67. Use the equation found in Problem 66 to find the height of the object after  $t$  seconds.

68. Use the equation found in Problem 66 to find the height of the object after  $\sqrt{3}$  seconds to the nearest tenth.
69. Find the angle of elevation  $\theta$  of a rifle barrel. If a bullet fired at 1,500 feet per second takes 2 seconds to reach a height of 750. Give your answer to the nearest tenth of a degree.
70. Find the angle of elevation of a rifle, if a bullet fired at 1,500 feet per second takes 3 seconds to reach a height of 750 feet. Give your answer to the nearest tenth of a degree.

#### REVIEW PROBLEMS

The problems that follow review material we covered in Sections 5.2 and 5.3. Reviewing these problems will help you with the next section.

71. Write the double angle formula for  $\sin 2A$ .
72. Write  $\cos 2A$  in terms of  $\sin A$  only.
73. Write  $\cos 2A$  in terms of  $\cos A$  only.
74. Write  $\cos 2A$  in terms of  $\sin A$  and  $\cos A$ .
75. Expand  $4r(\theta + 45^\circ)$  and then simplify.
76. Expand  $\sin(\theta + 30^\circ)$  and then simplify.
77. Find the exact value of  $\sin 75^\circ$ .
78. Find the exact value of  $\cos 105^\circ$ .
79. Prove the identity  $\cos^2 x = \frac{1 + \cos 2x}{2}$ .
80. Prove the identity  $\sin 2x = \frac{2 \tan x}{1 + \tan^2 x}$ .

## SECTION 6.2 MORE ON TRIGONOMETRIC EQUATIONS

In this section, we will use our knowledge of identities to replace some parts of the equations we are solving with equivalent expressions that will make the equations easier to solve. Here are some examples.

**EXAMPLE 1** Solve  $2 \cos x + 1 = \sec x$ ,  $0 \leq x < 2\pi$ .

**SOLUTION** To solve this equation as we have solved the equations in the previous section, we must write each term using the same trigonometric function. To do so, we can use a reciprocal identity to write  $\sec x$  in terms of  $\cos x$ .

$$2 \cos x + 1 = \frac{1}{\cos x}$$

To clear the equation of fractions, we multiply both sides by  $\cos x$ . (Note that we must exclude  $\cos x = 0$  in order to multiply both sides by it. If we obtain solutions for which  $\cos x = 0$ , we will have to disregard them.)

$$\begin{aligned} \cos x(2 \cos x + 1) &= \frac{1}{\cos x} \cos x \\ 2 \cos^2 x + \cos x &= 1 \end{aligned}$$



We are left with a quadratic equation that we write in standard form and then solve.

$$\begin{aligned}
 2 \cos^2 x - \cos x - 1 &= 0 && \text{Standard form} \\
 (2 \cos x + 1)(\cos x - 1) &= 0 && \text{Factor} \\
 2 \cos x + 1 = 0 & \quad \text{or} && \cos x - 1 = 0 && \text{Set each factor to 0} \\
 \cos x = -\frac{1}{2} & \quad \text{or} && \cos x = 1 && \text{Isolate } \cos x \\
 x = \frac{2\pi}{3}, \frac{4\pi}{3} & \quad \text{or} && x = 0 &&
 \end{aligned}$$

The solutions are  $0$ ,  $2\pi/3$ , and  $4\pi/3$ . ■

**EXAMPLE 4** Solve  $\sin 2\theta + \sqrt{2} \cos \theta = 0$ ,  $0^\circ \leq \theta < 360^\circ$ .

**SOLUTION** To solve this equation, both trigonometric functions must be functions of the same angle. As the equation stands now, one angle is  $2\theta$ , while the other is  $\theta$ . We can write everything as a function of  $\theta$  by using the double-angle identity  $\sin 2\theta = 2 \sin \theta \cos \theta$ .

$$\begin{aligned}
 \sin 2\theta + \sqrt{2} \cos \theta &= 0 \\
 2 \sin \theta \cos \theta + \sqrt{2} \cos \theta &= 0 && \text{Double-angle identity} \\
 \cos \theta (2 \sin \theta + \sqrt{2}) &= 0 && \text{Factor out } \cos \theta \\
 \cos \theta = 0 & \quad \text{or} && 2 \sin \theta + \sqrt{2} = 0 && \text{Set each factor to 0} \\
 \theta = 90^\circ, 270^\circ & \quad \text{or} && \theta = 225^\circ, 315^\circ &&
 \end{aligned}$$

**EXAMPLE 5** Solve  $\cos 2\theta + 3 \sin \theta - 2 = 0$ , if  $0^\circ \leq \theta < 360^\circ$ .

**SOLUTION** We have the same problem with this equation that we did with the equation in Example 4. We must rewrite  $\cos 2\theta$  in terms of functions of just  $\theta$ . Recall that there are three forms of the double-angle identity for  $\cos 2\theta$ . We choose the double-angle identity that involves  $\sin \theta$  only, because the middle term of our equation involves  $\sin \theta$ , and it is best to have all terms involve the same trigonometric function.

$$\begin{aligned}
 \cos 2\theta + 3 \sin \theta - 2 &= 0 \\
 1 - 2 \sin^2 \theta + 3 \sin \theta - 2 &= 0 && \cos 2\theta = 1 - 2 \sin^2 \theta \\
 -2 \sin^2 \theta + 3 \sin \theta - 1 &= 0 && \text{Simplify} \\
 2 \sin^2 \theta - 3 \sin \theta + 1 &= 0 && \text{Multiply each side by } -1 \\
 (2 \sin \theta - 1)(\sin \theta - 1) &= 0 && \text{Factor} \\
 2 \sin \theta - 1 = 0 & \quad \text{or} && \sin \theta - 1 = 0 && \text{Set factors to 0} \\
 \sin \theta = \frac{1}{2} & && \sin \theta = 1 && \\
 \theta = 30^\circ, 150^\circ & \quad \text{or} && \theta = 90^\circ &&
 \end{aligned}$$

**EXAMPLE 4** Solve  $4 \cos^2 x + 4 \sin x - 5 = 0$ ,  $0 \leq x < 2\pi$ .

**SOLUTION** We cannot factor and solve this quadratic equation until each term involves the same trigonometric function. If we change the  $\cos^2 x$  to the form  $1 - \sin^2 x$ , we will obtain an equation that involves the sine function only.

$$\begin{aligned}
 4 \cos^2 x + 4 \sin x - 5 &= 0 \\
 4(1 - \sin^2 x) + 4 \sin x - 5 &= 0 && \cos^2 x = 1 - \sin^2 x \\
 4 - 4 \sin^2 x + 4 \sin x - 5 &= 0 && \text{Eliminate property} \\
 -4 \sin^2 x + 4 \sin x - 1 &= 0 && \text{Add 4 and } -5 \\
 4 \sin^2 x - 4 \sin x + 1 &= 0 && \text{Multiply each side by } -1 \\
 (2 \sin x - 1)^2 &= 0 && \text{Factor} \\
 2 \sin x - 1 &= 0 && \text{Set factor to 0} \\
 \sin x &= \frac{1}{2} \\
 x &= \frac{\pi}{6}, \frac{5\pi}{6}
 \end{aligned}$$

**EXAMPLE 5** Solve  $\sin \theta + \cos \theta = 1$ , if  $0 \leq \theta < 2\pi$ .

**SOLUTION** If we separate  $\sin \theta$  and  $\cos \theta$  on opposite sides of the equal sign, and then square both sides of the equation, we will be able to use an identity to write the equation in terms of one trigonometric function only.

$$\begin{aligned}
 \sin \theta + \cos \theta &= 1 \\
 \sin \theta &= 1 - \cos \theta && \text{Add } \cos \theta \text{ to each side} \\
 \sin^2 \theta &= (1 - \cos \theta)^2 && \text{Square each side} \\
 \sin^2 \theta &= 1 - 2 \cos \theta + \cos^2 \theta && \text{Expand } (1 - \cos \theta)^2 \\
 1 - \cos^2 \theta &= 1 - 2 \cos \theta + \cos^2 \theta && \sin^2 \theta = 1 - \cos^2 \theta \\
 0 &= 2 \cos \theta - 2 \cos^2 \theta && \text{Standard form} \\
 0 &= 2 \cos \theta(1 - \cos \theta) && \text{Factor} \\
 2 \cos \theta &= 0 && \text{or } 1 - 1 \cos \theta = 0 \\
 \cos \theta &= 0 && \cos \theta = 1 \\
 \theta &= \pi/2, 3\pi/2 && \text{or } \theta = \pi
 \end{aligned}$$

We have three possible solutions, some of which may be extraneous because we squared both sides of the equation in Step 2. Any time we raise both sides of an equation to an even power, we have the possibility of introducing extraneous solutions. We must check each possible solution in our original equation.

Checking $\theta = \pi/2$	Checking $\theta = \pi$	Checking $\theta = 3\pi/2$
$\sin \pi/2 + \cos \pi/2 \stackrel{?}{=} 1$	$\sin \pi + \cos \pi \stackrel{?}{=} 1$	$\sin 3\pi/2 + \cos 3\pi/2 \stackrel{?}{=} 1$
$1 + 0 \stackrel{?}{=} 1$	$0 + (-1) \stackrel{?}{=} 1$	$-1 + 0 \stackrel{?}{=} 1$
$1 = 1$	$1 = 1$	$-1 \neq 1$
$\theta = \pi/2$ is a solution	$\theta = \pi$ is a solution	$\theta = 3\pi/2$ is not a solution

All possible solutions, except  $\theta = 3\pi/2$ , produce true statements when used in place of the variable in the original equation.  $\theta = 3\pi/2$  is an extraneous solution produced by squaring both sides of the equation. Our solution set is  $\{\pi/2, \pi\}$ .

### USING A CALCULATOR

Verify the solutions of Example 5 and confirm that there are only two solutions.

We can verify the solutions in Example 5 and confirm that there are only two solutions between 0 and  $2\pi$  using a graphing calculator. First, write the equation so that all terms are on one side and a zero is on the other.

$$\begin{aligned}\sin \theta - \cos \theta &= 1 \\ \sin \theta - \cos \theta - 1 &= 0 \quad \text{Add } -1 \text{ to both sides.}\end{aligned}$$

Define the expression on the left side of this equation as function  $Y_1$  (Figure 1). Set your calculator to radian mode and graph the function using the following window settings.

$$0 \leq x \leq 2\pi, \text{ scale } = \pi/2; \quad -2 \leq y \leq 2, \text{ scale } = 1$$

The solutions of the equation will be the zero(s) of this function. From the graph, we see that there are only two solutions. Use the feature of your calculator that will allow you to evaluate the function from the graph and verify that  $x = \pi/2$  and  $x = \pi$  are intercepts (Figure 2). It is clear from the graph that  $x = 3\pi/2$  is not a solution.



Figure 1




Figure 2

### GETTING READY FOR CLASS

After reading through the preceding section, respond in your own words and in complete sentences.

- What is the first step in solving the equation  $2 \cos x - 1 = \sec x$ ?
- Why do we need zero on one side of a quadratic equation to solve the equation?
- How many solutions between 0 and  $2\pi$  does the equation  $\cos x = 0$  contain?
- How do you factor the left side of the equation  $2 \sin \theta \cos \theta + \sqrt{2} \cos \theta = 1$ ?

## PROBLEM SET 5.2

Solve each equation for  $\theta$ :  $0^\circ \leq \theta < 360^\circ$ .

- |  |  |
|--|--|
| 1. $\sqrt{3} \sec \theta = 2$            | 2. $\sqrt{2} \csc \theta = 2$            |
| 3. $\sqrt{2} \csc \theta + 5 = 3$        | 4. $2\sqrt{3} \sec \theta + 7 = 3$       |
| 5. $1 - \sin \theta = 2 \cos \theta - 3$ | 6. $4 \csc \theta - 3 \sec \theta = 0$   |
| 7. $\sec \theta = 2 \tan \theta - 0$     | 8. $\csc \theta + 2 \cot \theta = 0$     |
| 9. $\sin 2\theta = \cos \theta = 0$      | 10. $2 \sin \theta + 9 \cot 2\theta = 0$ |
| 11. $2 \cos \theta + 1 = \sec \theta$    | 12. $2 \sin \theta - 1 = \csc \theta$    |

Solve each equation for  $x$  if  $0 \leq x < 2\pi$ . Give your answers in radians, using exact values only.

- |                                      |                                     |
|--------------------------------------|-------------------------------------|
| 13. $\cos 2x - 3 \sin x - 3 = 0$     | 14. $\cos 2x - \sin x - 2 = 0$      |
| 15. $\csc x - \cos 2x = 0$           | 16. $\sin x = -\cos 2x$             |
| 17. $2 \cos^2 x + \sin x - 1 = 0$    | 18. $2 \sin^2 x + \cos x - 1 = 0$   |
| 19. $-\sin^2 x + 4 \cos x - 5 = 0$   | 20. $4 \cos^2 x - 4 \sin x - 5 = 0$ |
| 21. $2 \sin x + \cot x = \sec x = 0$ | 22. $2 \cos x + \tan x = \csc x$    |
| 23. $\sin x + \cos x = \sqrt{2}$     | 24. $\sin x - \cos x = \sqrt{2}$    |

Solve for  $\theta$  if  $0^\circ \leq \theta < 360^\circ$ .

- |   |   |
|---|---|
| 25. $\sqrt{3} \sin \theta + \cos \theta = \sqrt{3}$ | 26. $\sin \theta - \sqrt{3} \cos \theta = \sqrt{3}$ |
| 27. $\sqrt{3} \sin \theta - \cos \theta = 1$        | 28. $\sin \theta - \sqrt{3} \cos \theta = 1$        |
| 29. $\sin \frac{\theta}{2} - \cos \theta = 0$       | 30. $\sin \frac{\theta}{2} + \cos \theta = 1$       |
| 31. $\cos \frac{\theta}{2} - \cos \theta = 1$       | 32. $\cos \frac{\theta}{2} - \cos \theta = 0$       |

For each equation, find all degree solutions in the interval  $0^\circ \leq \theta < 360^\circ$ . If rounding is necessary, round to the nearest tenth of a degree. Use your graphing calculator to verify each solution graphically.

33.  $6 \csc \theta + 7 \tan \theta = \sec \theta$   
 34.  $13 \csc \theta + 11 \csc \theta = 6 \sin \theta$   
 35.  $23 \csc^2 \theta - 22 \cot \theta \csc \theta - 13 = 0$   
 36.  $18 \sec^2 \theta - 7 \tan \theta \sec \theta - 12 = 0$   
 37.  $7 \tan^2 \theta - 9 \cot 2\theta = 0$   
 38.  $16 \cos 2\theta + 13 \sin^2 \theta = 0$

Write expressions that give all solutions to the equations you solved in the problems given below.

- |                |                |
|----------------|----------------|
| 39. Problem 3  | 40. Problem 4  |
| 41. Problem 23 | 42. Problem 24 |
| 43. Problem 31 | 44. Problem 32 |

15. **Physiology** In the human body, the value of  $\theta$  that makes the following expression  $\theta$  is the angle at which an artery of radius  $r$  will branch off from a larger artery of radius  $R$  (Figure 3) to minimize the energy loss due to friction. Show that the following expression is  $\theta$  when  $\cos \theta = r^2/R^2$ .

$$r^4 \csc^6 \theta = R^4 \csc 6 \cot \theta$$



Figure 3





46. **Physiology** Find the value of  $\theta$  that makes the expression in Problem 45 zero, if  $r = 2$  mm and  $R = 1$  mm. (Give your answer to the nearest tenth of a degree.)

Solving the following equations will require you to use the quadratic formula. Solve each equation for  $\theta$  between  $0^\circ$  and  $360^\circ$ , and round your answers to the nearest tenth of a degree.

47.  $2 \sin^2 \theta - 2 \cos \theta + 1 = 0$       48.  $2 \cos^2 \theta - 2 \sin \theta - 1 = 0$   
 49.  $\cos^2 \theta + \sin \theta = 0$       50.  $\sin^2 \theta = \cos \theta$   
 51.  $2 \sin^2 \theta - 3 = 4 \cos \theta$       52.  $4 \sin \theta - 3 = 2 \cos^2 \theta$

 Use your graphing calculator to find all radian solutions in the interval  $0 \leq x < 2\pi$  for each of the following equations. Round your answers to four decimal places.

53.  $\cos x + 3 \sin x - 2 = 0$       54.  $2 \cos x - \sin x + 1 = 0$   
 55.  $\sin^2 x - 3 \sin x - 1 = 0$       56.  $\cos^2 x - 5 \cos x - 1 = 0$   
 57.  $\sec x - 2 = \cot x$       58.  $\csc x - 3 = \tan x$

#### REVIEW PROBLEMS

The problems that follow review material we covered in Section 5.4.


If  $\sin A = \frac{2}{3}$  with  $A$  in the interval  $0^\circ < A < 90^\circ$ , find

59.  $\sin \frac{A}{2}$       60.  $\cos \frac{A}{2}$   
 61.  $\cos \frac{A}{2}$       62.  $\csc \frac{A}{2}$   
 63. Graph  $y = 4 \sin^2 \frac{x}{2}$ .      64. Graph  $y = 6 \cos^2 \frac{x}{2}$ .  
 65. Use a half-angle formula to find  $\sin 22.5^\circ$ .  
 66. Use a half-angle formula to find  $\cos 15^\circ$ .

## SECTION 6.3

## TRIGONOMETRIC EQUATIONS INVOLVING MULTIPLE ANGLES

In this section, we will consider equations that contain multiple angles. We will use most of the same techniques to solve these equations that we have used in the past. We have to be careful at the last step, however, when our equations contain multiple angles. Here is an example.

 **EXAMPLE 1** Solve  $\cos 2\theta = \sqrt{3}/2$ , if  $0^\circ < \theta < 360^\circ$ .

**SOLUTION** The equation cannot be simplified further. The reference angle is given by  $\cos^{-1}(\sqrt{3}/2) = 30^\circ$ . Because the cosine function is positive in QI or QIV, the expression  $2\theta$  must be either  $30^\circ$  or  $330^\circ$  (hereafter, for any angle  $\theta$ ,

all solutions will have the form

$$2\theta = 30^\circ + 360^\circ k \quad \text{or} \quad 2\theta = 330^\circ + 360^\circ k$$

$$\theta = \frac{30^\circ}{2} + \frac{360^\circ k}{2} \quad \theta = \frac{330^\circ}{2} + \frac{360^\circ k}{2}$$

$$\theta = 15^\circ + 180^\circ k \quad \theta = 165^\circ + 180^\circ k$$

Because we were asked only for values of  $\theta$  between  $0^\circ$  and  $360^\circ$ , we substitute the appropriate integers in place of  $k$ .

$$\begin{array}{ll} \text{If } k = 0 & \theta = 15^\circ \\ \text{then } \theta = 15^\circ + 180^\circ(0) = 15^\circ & \text{then } \theta = 165^\circ + 180^\circ(0) = 165^\circ \\ \text{or } \theta = 15^\circ + 180^\circ(1) = 195^\circ & \text{or } \theta = 165^\circ + 180^\circ(1) = 345^\circ \end{array}$$

For all other values of  $k$ ,  $\theta$  will fall outside the given interval.  $\blacksquare$

### Using a Graphing Calculator

To solve the equation in Example 1 graphically, we can use the intersection-of-graphs method that was introduced in Section 6.1. Set your graphing calculator to degree mode, and then define each side of the equation as an individual function.

$$Y_1 = \cos(2x), \quad Y_2 = \sqrt{3}/2$$

Graph the two functions using the following window settings:

$$0 \leq x \leq 360, \quad \text{scale} = 30, \quad -1.5 \leq y \leq 1.5, \quad \text{scale} = 1$$

Because the period of  $y = \cos 2x$  is  $360^\circ/2 = 180^\circ$ , we can see that two cycles of the cosine function occur between  $0^\circ$  and  $360^\circ$  (Figure 1). Within the first cycle there are two intersection points. Using the appropriate intersection command, we find that the  $x$ -coordinates of these points are  $x = 15^\circ$  and  $x = 165^\circ$  (Figure 2).




Figure 1

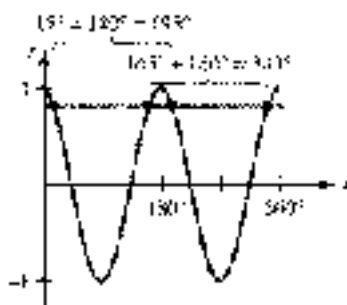


Figure 3




Figure 2

Because the period is  $180^\circ$ , the next pair of intersection points (located on the second cycle) is found by adding  $180^\circ$  to each of the above values (Figure 3). Use the intersection command on your calculator to verify that the next solutions occur at  $x = 195^\circ$  and  $x = 345^\circ$ .



**EXAMPLE 2** Find all solutions of  $\tan 3x = 1$ , if  $x$  is measured in radians with exact values.

**SOLUTION** First we find all values of  $3x$  in the interval  $0 < 3x < 2\pi$  that satisfy  $\tan 3x = 1$ , and then we add on multiples of  $\pi$  because the period of the tangent function is  $\pi$ . After that, we simply divide by 3 to solve for  $x$ .

$$1) \quad \tan 3x = 1$$

$$\text{then} \quad 3x = \frac{\pi}{2} + k\pi \quad k \text{ is any integer}$$

$$x = \frac{\pi}{12} + \frac{k\pi}{3} \quad \text{Divide by 3}$$

Note that  $k = 0, 1$ , and  $2$  will give us all values of  $x$  between  $0$  and  $2\pi$  that satisfy  $\tan 3x = 1$  (Figure 4).

$$\text{when } k = 0$$

$$x = \frac{\pi}{12}$$

$$\text{when } k = 1$$

$$x = \frac{\pi}{2} + \frac{\pi}{3} = \frac{5\pi}{12}$$

$$\text{when } k = 2$$

$$x = \frac{\pi}{12} + \frac{2\pi}{3} = \frac{9\pi}{12} \quad \blacksquare$$

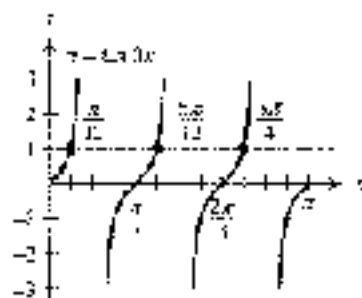


Figure 4

**EXAMPLE 3** Solve  $\sin 2x \cos x + \cos 2x \sin x = \frac{1}{\sqrt{2}}$ , if  $0 \leq x < 2\pi$ .

**SOLUTION** We can simplify the left side by using the formula for  $\sin(A + B)$ .

$$\sin 2x \cos x + \cos 2x \sin x = \frac{1}{\sqrt{2}}$$

$$\sin (2x + x) = \frac{1}{\sqrt{2}}$$

$$\sin 3x = \frac{1}{\sqrt{2}}$$

First we find all possible solutions for  $x$ :

$$3x = \frac{\pi}{4} + 2k\pi \quad \text{or} \quad 3x = \frac{3\pi}{4} + 2k\pi \quad k \text{ is any integer}$$

$$x = \frac{\pi}{12} + \frac{2k\pi}{3} \quad \text{or} \quad x = \frac{\pi}{4} + \frac{2k\pi}{3} \quad \text{Divide by 3}$$

To find those solutions that lie in the interval  $0 \leq x < 2\pi$ , we let  $k$  take on values of  $0, 1$ , and  $2$ . Doing so results in the following solutions (Figure 5):

$$x = \frac{\pi}{12}, \frac{\pi}{4}, \frac{5\pi}{12}, \frac{3\pi}{4}, \frac{11\pi}{12}, \frac{7\pi}{6}, \frac{9\pi}{4}, \frac{13\pi}{12}, \text{ and } \frac{19\pi}{12}$$

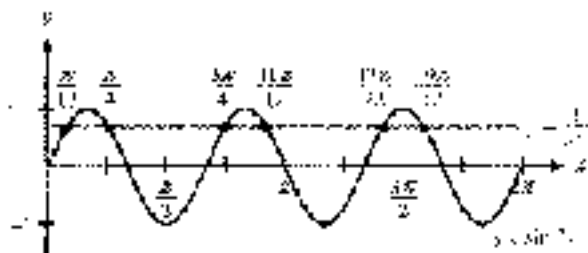


Figure 5

**EXAMPLE 4** Find all solutions to  $2 \sin^2 3\theta + \sin 3\theta - 1 = 0$ , if  $\theta$  is measured in degrees.

**SOLUTION** We have an equation that is quadratic in  $\sin 3\theta$ . We factor and solve as usual.

$$\begin{aligned} 2 \sin^2 3\theta + \sin 3\theta - 1 &= 0 && \text{Standard form} \\ (2 \sin 3\theta + 1)(\sin 3\theta - 1) &= 0 && \text{Factor} \\ 2 \sin 3\theta + 1 = 0 &\quad \text{or} \quad \sin 3\theta - 1 = 0 && \text{Set factors to 0} \\ \sin 3\theta = -\frac{1}{2} &\quad \text{or} \quad \sin 3\theta = 1 && \\ 3\theta = 210^\circ + 360^\circ k &\quad \text{or} \quad 3\theta = 30^\circ + 360^\circ k && \quad \text{or} \quad 3\theta = 90^\circ + 360^\circ k \\ \theta = 70^\circ + 120^\circ k &\quad \text{or} \quad \theta = 10^\circ + 120^\circ k && \quad \text{or} \quad \theta = 30^\circ + 120^\circ k \end{aligned}$$

**EXAMPLE 5** Find all solutions, in radians, for  $\tan^2 3x = 1$ .

**SOLUTION** Taking the square root of both sides, we have

$$\begin{aligned} \tan^2 3x &= 1 \\ \tan 3x &= \pm 1 && \text{Square root of both sides} \end{aligned}$$

The period of the tangent function is  $\pi$ , so we have

$$\begin{aligned} 3x &= \frac{\pi}{4} + k\pi && \text{or} \quad 3x = \frac{3\pi}{4} + k\pi \\ x &= \frac{\pi}{12} + \frac{k\pi}{3} && \text{or} \quad x = \frac{\pi}{4} + \frac{k\pi}{3} \end{aligned}$$

**EXAMPLE 6** Solve  $\sin \theta = \cos \theta = 1$  if  $0^\circ \leq \theta < 360^\circ$ .

**SOLUTION** We have solved this equation before in Section 6.2. Note that we find solutions.

$$\begin{aligned} \sin \theta &= \cos \theta = 1 \\ (\sin \theta - \cos \theta)^2 &= 1^2 && \text{Square both sides} \\ \sin^2 \theta - 2 \sin \theta \cos \theta + \cos^2 \theta &= 1 && \text{Expand left side} \\ -2 \sin \theta \cos \theta + 1 &= 1 && \sin^2 \theta + \cos^2 \theta = 1 \\ -2 \sin \theta \cos \theta &= 0 && \text{Add } -1 \text{ to both sides} \\ -\sin 2\theta &= 0 && \text{Double-angle identity} \\ \sin 2\theta &= 0 && \text{Multiply both sides by } -1 \end{aligned}$$

The sine function is zero for  $0^\circ$  or  $180^\circ$ . Therefore, the expression  $2\theta$  must be congruent with either of these. For any integer  $k$ , we can represent all solutions more concisely as

$$\begin{aligned} 2\theta &= 0^\circ + 360^\circ k \\ 2\theta &= 180^\circ \\ \theta &= 90^\circ k \end{aligned}$$

We were asked only for values of  $\theta$  in the interval  $0^\circ \leq \theta < 360^\circ$ . Choosing  $k = 0, 1, 2$ , or  $3$  we have  $\theta = 0^\circ, 90^\circ, 180^\circ$ , or  $270^\circ$ . For all other values of  $k$ ,  $\theta$  will fall outside the given interval.



Because our first step involved squaring both sides of the equation, we must check all the possible solutions to see if they satisfy the original equation. Using as given its solutions  $\theta = 315^\circ$  and  $\theta = 135^\circ$ . The other two values are extraneous, as can be seen in Figure 6.

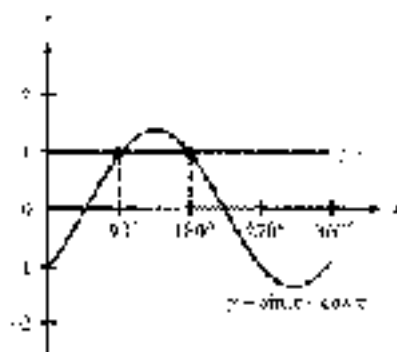


Figure 6

**EXAMPLE 3** In Section 4.2 we found that the average monthly attendance at Lake Natiminto could be modeled by the function

$$y = 19,450 + 13,550 \cos\left(\frac{\pi}{6}x - \frac{5\pi}{6}\right), \quad 0 \leq x \leq 12$$

where  $x$  is the month, with  $x = 1$  corresponding to January. Use this model to determine the percentage of the year that the average attendance is at least 25,000.

**SOLUTION** To begin, we will find the values of  $x$  for which  $y$  is exactly 25,000. To do so, we must solve the equation

$$19,450 + 13,550 \cos\left(\frac{\pi}{6}x - \frac{5\pi}{6}\right) = 25,000$$

First we isolate the trigonometric function.

$$19,450 + 13,550 \cos\left(\frac{\pi}{6}x - \frac{5\pi}{6}\right) = 25,000$$

$$13,550 \cos\left(\frac{\pi}{6}x - \frac{5\pi}{6}\right) = 5,550$$

$$\cos\left(\frac{\pi}{6}x - \frac{5\pi}{6}\right) = 0.2992$$

The reference angle is  $\cos^{-1}(0.2992) \approx 1.27$  radians. The cosine is positive in QI and QIV, so we have

$$\frac{\pi}{6}x - \frac{5\pi}{6} = 1.27 \quad \text{or} \quad \frac{\pi}{6}x - \frac{5\pi}{6} = 2\pi - 1.27$$

$$\frac{\pi}{6}x = 3.39 \quad \frac{\pi}{6}x = 5.01$$

$$x \approx 1.43 \quad x \approx 7.61$$

$$x \approx 14.97$$



Figure 7

The solution  $y = 14.57$  is outside the given interval  $0 \leq x \leq 12$ . However, because the period is 12, adding or subtracting any multiple of 12 to 14.57 will give another solution. That is,  $x = 14.57 - 12 = 2.57$  is a valid answer within the given interval.

Looking at Figure 7, we can see  $y$  will be at least 25,070 between  $x = 2.57$  and  $x = 7.43$ , inclusive. This gives us

$$(7.43 - 2.57) = 4.86 \text{ months}$$

or

$$\frac{1.8^\circ}{12} = 0.15^\circ = 0.15\% \text{ of the year}$$

### GETTING READY FOR CLASS

After reading through the preceding section, respond in your own words and in complete sentences.

- If  $\theta$  is between  $0^\circ$  and  $360^\circ$ , then what can you conclude about  $2\theta$ ?
- If  $2\theta = 210^\circ + 360^\circ k$ , then what can you say about  $\theta$ ?
- What is an extraneous solution to an equation?
- Why is it necessary to check solutions on equations that occur after squaring both sides of the equation?

### PROBLEM SET 8.3

Find all solutions of  $0^\circ \leq \theta < 360^\circ$ . Verify your answer graphically.

1.  $\sin 2\theta = \frac{\sqrt{3}}{2}$

2.  $\sin 2\theta = -\frac{\sqrt{3}}{2}$

3.  $\tan 2\theta = -1$

4.  $\cot 2\theta = 1$

5.  $\cos 3\theta = -1$

6.  $\sin 2\theta = -1$

Find all solutions if  $0 \leq x < 2\pi$ . Use exact values only. Verify your answer graphically.

7.  $\sin 2x = \frac{1}{\sqrt{2}}$

8.  $\cos 2x = \frac{1}{\sqrt{2}}$

9.  $\sec 2x = -1$

10.  $\csc 3x = 1$

11.  $\tan 2x = \sqrt{3}$

12.  $\cot 2x = -\frac{1}{\sqrt{3}}$

Find all degree solutions for each of the following.

13.  $\sin 2\theta = \frac{1}{2}$

14.  $\sin 2\theta = -\frac{\sqrt{4}}{2}$

15.  $\cos 3\theta = 0$

16.  $\cos 7\theta = -$

17.  $\sin 10\theta = \frac{\sqrt{1}}{2}$

18.  $\cos 5\theta = \frac{1}{2}$



- Use your graphing calculator to find all degree solutions in the interval  $[0^\circ$  or  $x < 360^\circ$  for each of the following equations.

19.  $\sin 2x = \frac{1}{\sqrt{2}}$

20.  $\cos 2x = \frac{1}{2}$

21.  $\sec 3x = \frac{1}{2}$

22.  $\csc 3x = \frac{\sqrt{3}}{7}$

23.  $\tan 2x = \frac{1}{\sqrt{3}}$

24.  $\tan 2x = 1$

Find all solutions if  $0 \leq x < 2\pi$ . Use exact values only.

25.  $\sin 2x \cos x + \cos 2x \sin x = \frac{1}{2}$

26.  $\sin 2x \cos x + \cos 2x \sin x = -\frac{1}{2}$

27.  $\cos 2x \cos x - \sin 2x \sin x = -\frac{\sqrt{2}}{2}$

28.  $\cos 2x \cos x - \sin 2x \sin x = \frac{1}{\sqrt{2}}$

Find all solutions in radians using exact values only.

29.  $\sin 3x \cos 2x + \cos 3x \sin 2x = 1$

30.  $\sin 2x \cos 3x + \cos 2x \sin 3x = -1$

31.  $\sin^2 4x = 1$

32.  $\cos^2 4x = 1$

33.  $\cos^2 5x = -1$

34.  $\sin^2 5x = -1$

Find all degree solutions.

35.  $2 \sin^2 3\theta + \sin 3\theta - 1 = 0$

36.  $3 \sin^2 2\theta + 3 \sin 2\theta + 1 = 0$

37.  $2 \cos^2 2\theta + 3 \cos 2\theta + 1 = 0$

38.  $3 \cos^2 3\theta - \cos 3\theta - 1 = 0$

39.  $\tan^2 3\theta = 3$

40.  $\cot^2 3\theta = 3$

Find all solutions if  $0^\circ \leq \theta < 360^\circ$ . When necessary, round your answers to the nearest tenth of a degree.

41.  $\cos \theta - \sin \theta = 1$

42.  $\sin \theta - \cos \theta = 1$

43.  $\sin \theta - \cos \theta = -1$

44.  $\cos \theta - \sin \theta = -1$

45.  $\sin^2 2\theta - 4 \sin 2\theta - 1 = 0$

46.  $\cos^2 3\theta - 6 \cos 3\theta + 4 = 0$

47.  $4 \cos^2 3\theta - 8 \cos 3\theta + 1 = 0$

48.  $2 \sin^2 3\theta - 6 \sin 3\theta - 3 = 0$

49.  $2 \cos^2 4\theta + 2 \sin 4\theta = 1$

49.  $2 \sin^2 4\theta - 2 \cos 4\theta = 1$



- 51. Ferris Wheel** In Example 5 of Section 4.5, we found the equation that gives the height  $h$  of a passenger on a Ferris wheel at any time  $t$  during the ride to be

$$h = 139 + 125 \cos \frac{\pi}{30} t$$

where  $h$  is given in feet and  $t$  is given in minutes. Use this equation to find the times at which a passenger will be 100 feet above the ground. Round your answers to the nearest tenth of a minute. Use your graphing calculator to graph the function and verify your answers.



52. **Ferris Wheel** In Problem 35 of Problem Set 4.5, you found the equation that gives the height  $h$  of a passenger on a Ferris wheel at any time  $t$  during the ride to be

$$h = 110.5 - 98.5 \cos \frac{2\pi}{15}t$$

where the units for  $h$  are feet and the units for  $t$  are minutes. Use this equation to find the times at which a passenger will be 100 feet above the ground. Round your answers to the nearest tenth of a minute. Use your graphing calculator to graph the function and verify your answers.

53. **Geometry** The following formula gives the relationship between the number of sides  $n$ , the radius  $r$ , and the length of each side  $l$  in a regular polygon (Figure 8). Find  $n$ , if  $l = r$ .

$$l = 2r \sin \frac{180^\circ}{n}$$



Figure 8

54. **Geometry** If central angle  $\theta$  cuts off a chord of length  $c$  in a circle of radius  $r$  (Figure 9), then the relationship between  $\theta$ ,  $c$ , and  $r$  is given by

$$2r \sin \frac{\theta}{2} = c$$

Find  $\theta$ , if  $c = \sqrt{3}r$ .

55. **Rotating Light** In Example 4 of Section 2.5, we found the equation that gives  $d$  in terms of  $t$  in Figure 10 to be  $d = 10 \tan \pi t$ , where  $d$  is measured in feet and  $t$  is measured in seconds. If a person is standing against the wall, 10 feet from point A, how long after the light is at point A will it reach the person? (Hint: You must find  $t$  when  $d$  is 10.)



Figure 9




Figure 10





56. **Rotating Light** In Problem 21 of Problem Set 3.3, you found the equation that gives  $d$  in terms of  $t$  in Figure 11 to be  $d = 100 \tan \frac{1}{2}\pi t$ , where  $d$  is measured in feet and  $t$  is measured in seconds. Two people are sitting on the wall. One of them is directly opposite the lighthouse, while the other person is 100 feet further down the wall. How long after one of them sees the light does the other one see the light? (Hint: There are two solutions depending on who sees the light first.)




Figure 11

57. Find the smallest positive value of  $t$  for which  $b \sin 2\pi t = \frac{1}{2}$ .  
 58. Find the smallest positive value of  $t$  for which  $b \sin 2\pi t = \frac{1}{2}\sqrt{2}$ .

## REVIEW PROBLEMS

The problems that follow review material we covered in Sections 5.1 through 5.4.

Prove each identity.

59.  $\frac{x + y}{1 + \cos x} = \frac{1 - \cos y}{\sin y}$   
 60.  $\frac{\sin^2 x}{(1 - \cos x)^2} = \frac{1 + \cos x}{1 - \cos x}$   
 61.  $\frac{1}{1 + \cos t} + \frac{1}{1 - \cos t} = 2 \sec^2 t$   
 62.  $\frac{1}{1 - \sin t} - \frac{1}{1 + \sin t} = 2 \sec^2 t$

If  $\sin A = \frac{1}{3}$  with  $90^\circ \leq A \leq 180^\circ$  and  $\sin B = \frac{3}{5}$  with  $0^\circ \leq B \leq 90^\circ$ , find each of the following.

- |                    |                    |                        |                        |
|--------------------|--------------------|------------------------|------------------------|
| 63. $\sin 2A$      | 64. $\cos 2B$      | 65. $\cos \frac{A}{2}$ | 66. $\sin \frac{B}{2}$ |
| 67. $\sin (A - B)$ | 68. $\cos (A + B)$ |                        |                        |
| 69. $\tan (A + B)$ | 70. $\sec (A - B)$ |                        |                        |

## SECTION 6.4 PARAMETRIC EQUATIONS AND FURTHER GRAPHING

Up to this point we have had a number of encounters with the Ferris wheel problem. In Sections 3.5 and 4.5, we were able to find a function that gives the rider's height above the ground at any time  $t$  during the ride. A third way to derive this function is with *parametric equations*, which we will study in this section.

Let's begin with a model of the giant wheel built by George Ferris. The diameter of this wheel is 250 feet, and the bottom of the wheel sits 14 feet above the ground. We can superimpose a coordinate system on our model, so that the origin of the coordinate system is at the center of the wheel. This is shown in Figure 1.




Figure 1




Figure 2

Choosing one of the carriages in the first quadrant as the point  $(x, y)$ , we draw a line from the origin to the carriage. Then we draw the right triangle shown in Figure 2. From the triangle we have

$$\cos t = \frac{x}{125} \quad \rightarrow \quad x = 125 \cos t$$

$$\sin t = \frac{y}{125} \quad \rightarrow \quad y = 125 \sin t$$

The two equations on the right are called *parametric equations*. They show  $x$  and  $y$  as functions of a third variable,  $t$ , called the *parameter*. Each number we substitute for  $t$  gives us an ordered pair  $(x, y)$ . If we graph each of these ordered pairs on a rectangular coordinate system, the resulting curve is called a *plane curve*.

As you would expect, the plane curve for the previous parametric equations is a circle with a radius of 125 feet, centered at the origin. We demonstrate this in the following example.

**EXAMPLE 1** Graph the plane curve defined by the parametric equations  $x = 125 \cos t$  and  $y = 125 \sin t$ .

**SOLUTION** We can find points on the graph by choosing values of  $t$  and using the two equations to find corresponding values of  $x$  and  $y$ . Table 1 shows a number of ordered pairs, which we obtained by letting  $t$  be different multiples of  $\pi/4$ .

TABLE 2  
Values of  $x$ ,  $y$ , and  $t$  for the parametric equations  $x = 125 \cos t$  and  $y = 125 \sin t$ 

$t$	$x = 125 \cos t$	$y = 125 \sin t$	$(x, y)$
0	125	0	(125, 0)
$\pi/4$	89	89	(89, 89)
$\pi/2$	0	125	(0, 125)
$3\pi/4$	-89	89	(-89, 89)
$\pi$	-125	0	(-125, 0)
$5\pi/4$	-89	-89	(-89, -89)
$3\pi/2$	0	-125	(0, -125)
$7\pi/4$	89	-89	(89, -89)
$2\pi$	125	0	(125, 0)

The graph of the plane curve is shown in Figure 3. We have labeled each point with its associated value of the parameter  $t$ . As expected, the curve is a circle. Most importantly, notice in which direction the circle is traversed as  $t$  increases from 0 to  $2\pi$ . We say that the plane curve is *oriented* in a counterclockwise direction, and indicate the orientation using small arrows.

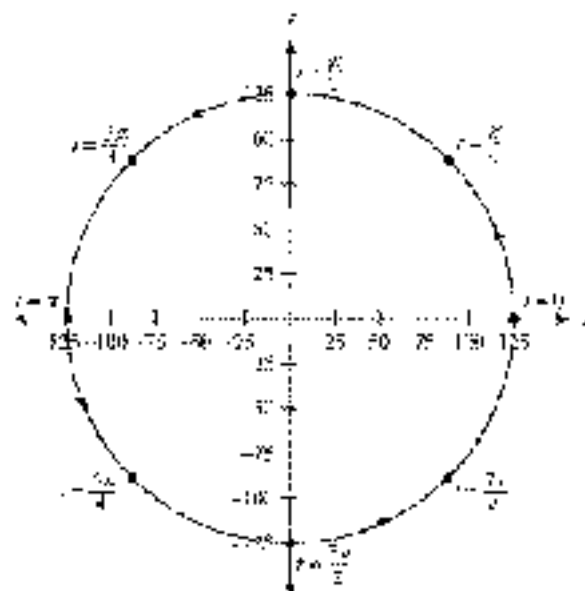


Figure 3

In general, the orientation of a plane curve is the direction the curve is traversed as the parameter increases. The ability of parametric equations to associate points on a curve with values of a parameter makes them especially suited for describing the path of an object in motion.

## USING TECHNOLOGY

## GRAPHING PARAMETRIC EQUATIONS

We can use a graphing calculator to graph the plane curve for a set of parametric equations. For instance, to graph the plane curve in Example 1, set your calculator to radian mode and parametric mode. Define the parametric equations as shown in Figure 4, and set your window as follows.

$$\begin{aligned} 0 \leq t \leq 2\pi, \quad \text{step} &= \pi/2 \\ -150 \leq x \leq 50, \quad \text{scale} &= 25 \\ 150 \leq y \leq 150, \quad \text{scale} &= 25 \end{aligned}$$

To make the circle look right, graph the equations using the zoom-square command. The result is shown in Figure 5.

To see the calculation, we can trace the circle and follow the curve as the parameter  $t$  increases (Figure 6). We can also evaluate the equations for any given value of the parameter. Figure 7 shows how this might look. Let  $t = 3\pi/4$ . Notice that the coordinates match our result  $s$  in Table 1.



Figure 4



Figure 5



Figure 6



Figure 7

## Eliminating the Parameter

Let's go back to our original set of parametric equations and solve for  $\cos t$  and  $\sin t$ :

$$x = 125 \cos t \Rightarrow \cos t = \frac{x}{125}$$

$$y = 125 \sin t \Rightarrow \sin t = \frac{y}{125}$$

Substituting the expressions above for  $\cos t$  and  $\sin t$  into the Pythagorean identity  $\cos^2 t + \sin^2 t = 1$ , we have

$$\begin{aligned} \left(\frac{x}{125}\right)^2 + \left(\frac{y}{125}\right)^2 &= 1 \\ \frac{x^2}{125^2} + \frac{y^2}{125^2} &= 1 \\ x^2 + y^2 &= 125^2 \end{aligned}$$

We recognize this last equation as the equation of a circle with a radius of 125 and center at the origin. What we have done is eliminate the parameter  $t$  to obtain an equation in just  $x$  and  $y$  whose graph we recognize. This process is called *eliminating the parameter*. Note that  $t$  gives us further justification that the graph of our set of parametric equations is a circle.



**EXAMPLE 2** Eliminate the parameter  $t$  from the parametric equations  $x = 3 \cos t$  and  $y = 2 \sin t$ .

**SOLUTION** Again, we will use the identity  $\cos^2 t + \sin^2 t = 1$ . Before we do so, however, we must solve the first equation for  $\cos t$  and the second equation for  $\sin t$ .

$$x = 3 \cos t \Rightarrow \cos t = \frac{x}{3}$$

$$y = 2 \sin t \Rightarrow \sin t = \frac{y}{2}$$

Substituting  $x/3$  and  $y/2$  for  $\cos t$  and  $\sin t$  in the first Pythagorean identity gives us

$$\begin{aligned} \left(\frac{x}{3}\right)^2 + \left(\frac{y}{2}\right)^2 &= 1 \\ \frac{x^2}{9} + \frac{y^2}{4} &= 1 \end{aligned}$$

which is the equation of an ellipse. The center is at the origin, the  $x$ -intercepts are 3 and  $-3$ , and the  $y$ -intercepts are 2 and  $-2$ . Figure 8 shows the graph.

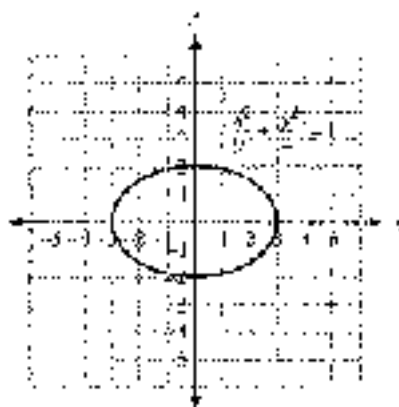


Figure 8

**EXAMPLE 3** Eliminate the parameter  $t$  from the parametric equations  $x = 3 + \sin t$  and  $y = \cos t + 2$ .

**SOLUTION** Solving the first equation for  $\sin t$  and the second equation for  $\cos t$ , we have

$$\sin t = x - 3 \quad \text{and} \quad \cos t = y - 2$$

Substituting these expressions for  $\sin t$  and  $\cos t$  into the Pythagorean identity gives us

$$(x - 3)^2 + (y - 2)^2 = 1$$

which is the equation of a circle with a radius of 1 and center at  $(3, 2)$ . The graph of this circle is shown in Figure 9.

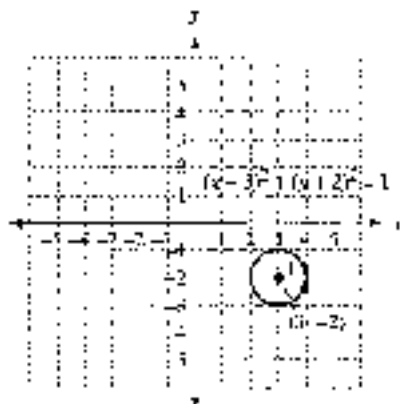


Figure 9

**EXAMPLE 4** Eliminate the parameter  $t$  from the parametric equations  $x = 3 + 2 \sec t$  and  $y = 2 + 4 \tan t$ .

**SOLUTION** In this case, we solve for  $\sec t$  and  $\tan t$ , and then use the identity  $\tan^2 t = \sec^2 t - 1$ .

$$x = 3 + 2 \sec t \Rightarrow \sec t = \frac{x - 3}{2}$$

$$y = 2 + 4 \tan t \Rightarrow \tan t = \frac{y - 2}{4}$$

so

$$1 + \left(\frac{y - 2}{4}\right)^2 = \left(\frac{x - 3}{2}\right)^2$$

or

$$\frac{(x - 3)^2}{4} - \frac{(y - 2)^2}{16} = 1$$

This is the equation of a hyperbola. Figure 10 shows the graph.

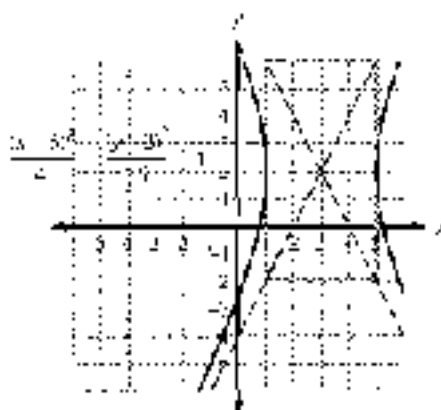


Figure 10



## Making Our Models More Realistic



Let's go back to our Ferris wheel model from the beginning of this section. Our wheel has a radius of 125 feet and sits 14 feet above the ground. One trip around the wheel takes 20 minutes. Figure 11 shows this model with a coordinate system superimposed, with its origin at the center of the wheel. Also shown are the parametric equations that describe the path of someone riding the wheel.

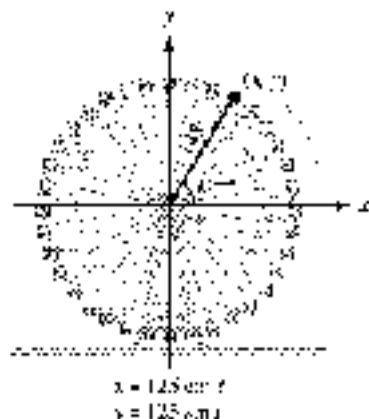


Figure 11

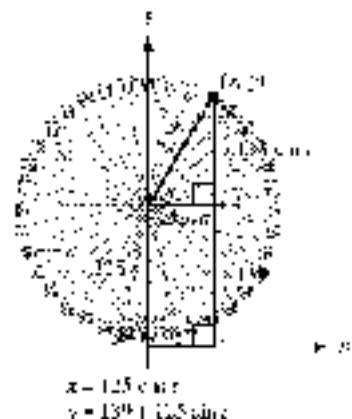


Figure 12

Our model would be more realistic if the axis was *not* the ground, below the wheel. We can accomplish this very easily by moving every thing up 14 feet ( $14$  feet for the radius and another  $14$  feet for the wheel's height above the ground). Figure 12 shows our new graph next to a new set of parametric equations.

Next, let's assume there is a wheel *not* 125 feet to the left of the wheel. If we want to use the ticket booth as our starting point, we can move our graph to be height 200 feet. Figure 13 shows this model, along with the corresponding set of parametric equations.

**NOTE** We can solve this last set of equations for  $\cos t$  and  $\sin t$  to get

$$\cos t = \frac{y - 200}{125}$$

$$\sin t = \frac{y - 175}{125}$$

Using these results in our Pythagorean identity,  $\cos^2 t + \sin^2 t = 1$ , we have  $(y - 200)^2 + (y - 175)^2 = 125^2 + 125^2$ , which we recognize as the equation of a circle with center at  $(200, 175)$  and radius  $175$ .

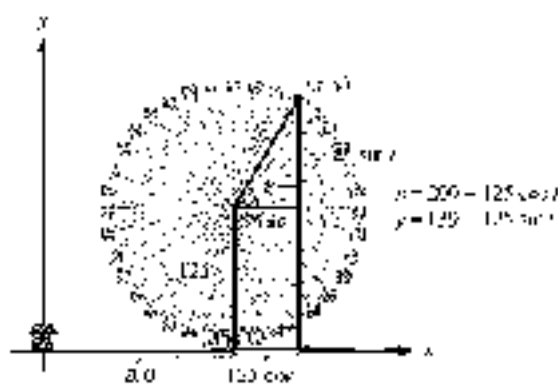


Figure 13

It's just that easy! If we want to translate our graph horizontally, we simply add the translation amount to our expression for  $x$ . Likewise, vertical translations are accomplished by adding to our expression for  $y$ .

Continuing to improve our model, we would like the rider on the wheel to start their ride at the bottom of the wheel. As our initial position, we accomplish this by subtracting  $\pi/2$  from  $t$  giving us

$$x = 200 + 125 \cos\left(t - \frac{\pi}{2}\right)$$

$$y = 137 + 125 \sin\left(t - \frac{\pi}{2}\right)$$

Finally, one trip around the wheel takes 20 minutes, so we can write our equations in terms of time  $T$  by using the proportion

$$\frac{t}{2\pi} = \frac{T}{20}$$

Solving for  $t$  we have

$$t = \frac{\pi}{10} T$$

Substituting this expression for  $t$  into our parametric equations we have

$$x = 200 + 125 \cos\left(\frac{\pi}{10} T - \frac{\pi}{2}\right)$$

$$y = 137 + 125 \sin\left(\frac{\pi}{10} T - \frac{\pi}{2}\right)$$

These last equations give us a very accurate model of the path taken by someone riding on this Ferris wheel. To graph these equations on our graphing calculator, we can use the following window:

$$\begin{aligned} \text{Radian mode} \quad & 0 \leq T \leq 20, \quad \text{step} = 1 \\ & -50 \leq x \leq 350, \quad \text{scale} = 20 \\ & -50 \leq y \leq 350, \quad \text{scale} = 20 \end{aligned}$$

Using the zoom-square command, we have the graph shown in Figure 14. Figure 15 shows a trace of the graph. Finding around this graph gives us the position of the rider at each minute of the 20-minute ride.



Figure 14



Figure 15





## Parametric Equations and the Human Cannonball

In Section 2.5, we found that the human cannonball, when shot from a cannon at 50 miles per hour at  $60^\circ$  from the horizontal, will have a horizontal velocity of 25 miles per hour and an initial vertical velocity of 43 miles per hour (Figure 16). We can generalize this so that a human cannonball, if shot from a cannon at  $|V_0|$  miles per hour at an angle of elevation  $\theta$ , will have a horizontal speed of  $|V_0| \cos \theta$  miles per hour and an initial vertical speed of  $|V_0| \sin \theta$  (miles) per hour (Figure 17).

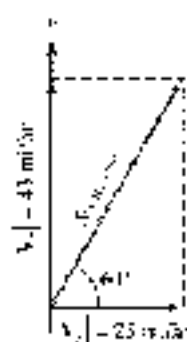


Figure 16

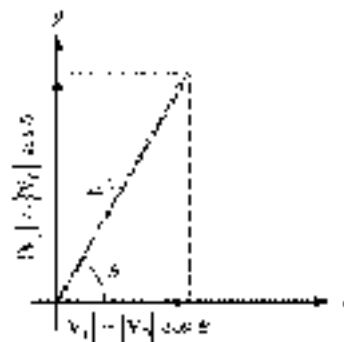


Figure 17

Neglecting the resistance of air, the only force acting on the human cannonball is the force of gravity, which has an acceleration of 32 feet per second squared (less of the earth). Because the cannonball's horizontal speed is constant, we can find the distance traveled after  $t$  seconds by simply multiplying speed and time:

The distance traveled horizontally after  $t$  seconds is

$$x = (|V_0| \cos \theta)t$$

To find the cannonball's vertical distance from the cannon after  $t$  seconds, we use a formula from physics:

$$y = (|V_0| \sin \theta)t - \frac{1}{2}gt^2 \quad \text{where } g = 32 \text{ ft/sec}^2 \text{ (the acceleration of gravity on Earth)}$$

This gives us the following set of parametric equations:

$$\begin{aligned} x &= (|V_0| \cos \theta)t \\ y &= (|V_0| \sin \theta)t - 16t^2 \end{aligned}$$

The equations describe the path of a human cannonball shot from a cannon at a speed of  $|V_0|$  at an angle of  $\theta$  degrees from the horizontal. So that the units will agree,  $|V_0|$  must be in feet per second, because  $t$  is in seconds.



**EXAMPLE 6** Graph the path of the human cannonball if the initial velocity out of the cannon is 50 miles per hour at an angle of  $60^\circ$  from the horizontal.

**SOLUTION** The position of the cannonball at time  $t$  is described parametrically by  $x$  and  $y$  as given by the equations above. To use these equations, we must first convert 50 miles per hour to feet per second:

$$\frac{50 \text{ mi}}{\text{hr}} = \frac{50 \text{ mi}}{\text{hr}} \times \frac{5,280 \text{ ft}}{1 \text{ mi}} \times \frac{1 \text{ hr}}{3,600 \text{ sec}} \approx 73.3 \text{ ft/sec}$$

Substituting 73.3 for  $V_0$  and  $60^\circ$  for  $\theta$  gives us parametric equations that together describe the path of the bullet cannonball.

$$\begin{aligned}x &= (73.3 \cos 60^\circ)t \\y &= (73.3 \sin 60^\circ)t - 16t^2\end{aligned}$$

First setting the calculator to degree and parametric modes, we then set up our function list (Figure 18) and window as follows.

$$\begin{aligned}\text{Degree mode: } 0 \leq t \leq 6, \quad \text{step} &= 0.1 \\0 \leq y \leq 160, \quad \text{scale} &= 20 \\0 \leq x \leq 80, \quad \text{scale} &= 20\end{aligned}$$

The graph is shown in Figure 19.



Figure 18




Figure 19

### GETTING READY FOR CLASS

After reading through the preceding section, respond in your own words and in complete sentences.

- What are parametric equations?
- What trigonometric identity do we use to eliminate the parameter  $t$  from the equations  $x = 2 \cos t$  and  $y = 2 \sin t$ ?
- What is the first step in eliminating the parameter  $t$  from the equations  $x = 3 - \sin t$  and  $y = \cos t - 2$ ?
- How do you convert 50 miles per hour into an equivalent quantity in feet per second?

### PROBLEM SET 8.4

Graph the plane curve for each pair of parametric equations by plotting points, and indicate the orientation on your graph using arrows.

- $x = 3 \cos t, y = 3 \sin t$
- $x = 2 \sin t, y = 2 \cos t$
- $x = 2 + \sin t, y = 3 + \cos t$
- $x = 3 \cos t - 3, y = 3 \sin t + 1$
- $x = 3 \sec t, y = 3 \tan t$
- $x = 3 \cot t, y = 3 \csc t$
- $x = \cos 2t, y = \sin t$
- $x = \cos 2t, y = \cos t$

Eliminate the parameter  $t$  from each of the following and then sketch the graph of the plane curve.

- $x = \sin t, y = \cos t$
- $x = -\sin t, y = \cos t$
- $x = 3 \cos t, y = 3 \sin t$
- $x = 2 \cos t, y = 2 \sin t$



13.  $x = 2 \sin t, y = 4 \cos t$   
 14.  $x = 3 \sin t, y = 4 \cos t$   
 15.  $x = 2 + \sin t, y = 2 + \cos t$   
 16.  $x = 3 + \sin t, y = 2 + \cos t$   
 17.  $x = \sin t - 2, y = \cos t - 3$   
 18.  $x = \cos t - 2, y = \sin t + 2$   
 19.  $x = 3 + 2 \sin t, y = 1 + 2 \cos t$   
 20.  $x = 2 + 3 \sin t, y = 1 + 5 \cos t$   
 21.  $x = 3 \cos t - 3, y = 5 \sin t - 1$   
 22.  $x = 4 \sin t - 5, y = 4 \cos t - 3$

Eliminate the parameter  $t$  in each of the following:

23.  $x = \sec t, y = \tan t$   
 24.  $x = \tan t, y = \sec t$   
 25.  $x = 3 \sec t, y = 3 \tan t$   
 26.  $x = 3 \tan t, y = 3 \sec t$   
 27.  $x = 2 + 3 \tan t, y = 4 + 3 \sec t$   
 28.  $x = 3 - 3 \tan t, y = 2 + 3 \sec t$   
 29.  $x = \cos t, y = \sin t$   
 30.  $x = \cos t, y = \cos t$   
 31.  $x = \sin t, y = \sin t$   
 32.  $x = \cos t, y = \cos t$   
 33.  $x = 3 \sin t, y = 2 \sin t$   
 34.  $x = 2 \sin t, y = 3 \sin t$



**35. Ferris Wheel** The Ferris wheel built in Vienna in 1897 has a diameter of 197 feet and sits 12 feet above the ground. It rotates in a counterclockwise direction, making one complete revolution every 15 minutes. Use parametric equations to model the path of a rider on this wheel. Place your coordinate system so that the origin of the coordinate system is on the ground below the bottom of the wheel. You want to end up with parametric equations that will give you the position of the rider every minute of the ride. Graph your results on a graphing calculator.



**36. Ferris Wheel** A Ferris wheel in San Francisco was built in 1917. It has a diameter of 167 feet and sits 9 feet above the ground. It rotates in a counterclockwise direction, making one complete revolution every 2.5 minutes. Use parametric equations to model the path of a rider on this wheel. Place your coordinate system so that the origin of the coordinate system is on the ground 100 feet to the left of the wheel. You want to end up with parametric equations that will give you the position of the rider every second of the ride. Graph your results on a graphing calculator.



**37. Human Cannonball** Graph the parametric equations in Example 5 and then find the maximum height of the cannonball, the maximum distance traveled horizontally, and the time at which the cannonball hits the net. (Assume the barrel of the cannon and the net are the same distance above the ground.)



**38. Human Cannonball** A human cannonball is fired from a cannon with an initial velocity of 50 miles per hour. On the same screen on your calculator, graph the paths taken by the cannonball if the angle between the cannon and the horizontal is  $20^\circ$ ,  $30^\circ$ ,  $40^\circ$ ,  $50^\circ$ ,  $60^\circ$ ,  $70^\circ$ , and  $80^\circ$ .

#### REVIEW PROBLEMS

The problems that follow review material we covered in Sections 4.7 and 5.5. Evaluate each expression.

39.  $\arcsin\left(\cos^{-1}\left(\frac{1}{2}\right)\right)$   
 40.  $\tan\left(\sin^{-1}\left(\frac{2}{3}\right)\right)$   
 41.  $\sin\left(\tan^{-1}\left(\frac{1}{2}\right) + \sin^{-1}\left(\frac{1}{4}\right)\right)$   
 42.  $\cos\left(\tan^{-1}\left(\frac{2}{3}\right) + \cos^{-1}\left(\frac{1}{3}\right)\right)$   
 43.  $\cos(\sin^{-1} x)$   
 44.  $\sin(\cos^{-1} x)$   
 45.  $\cos(2 \tan^{-1} x)$   
 46.  $\sin(2 \tan^{-1} x)$   
 47. Write  $3 \sin 3x + \cos 2x$  as a sum.  
 48. Write  $\sin 4x - \sin 4x$  as a product.

## EXTENDING THE CONCEPTS

49. For an NBA regulation basketball court, the hoop is 10 feet above the ground, and the horizontal distance from the center of the hoop to the free throw line is 13.75 feet. In making a free throw, Shaquille O'Neal releases the ball approximately 3.5 feet directly above the free throw line (see Figure 20). The ball reaches the center of the hoop 0.94 second later. The path of the ball can be described by the parametric equations

$$\begin{aligned}x &= (V_0 \cos \theta)t \\y &= (V_0 \sin \theta)t - 16t^2 + 3.5\end{aligned}$$

where  $x$  is the distance (in feet) traveled horizontally and  $y$  is the height (in feet) of the ball above the ground  $t$  seconds after the ball is released. Find the initial speed  $|V_0|$  and the angle  $\theta$ , which the basketball is thrown.




Figure 20

## CHAPTER 6 SUMMARY

## EXAMPLES

1. Solve for  $x$ :

$$\begin{aligned}\sin x &= \sqrt{3} - 1 \\ 2 \cos x &= \sqrt{3} \\ \cos x &= \frac{\sqrt{3}}{2}\end{aligned}$$

The reference angle is  $30^\circ$  or  $\pi/6$ , and  $x$  lies in quadrant I or IV.

## Solving Simple Trigonometric Equations [6.1]

We solve trigonometric equations that are linear in  $\sin x$  or  $\cos x$  by applying the properties of equality developed in algebra. The two most important properties from algebra are stated as follows:

*Addition Property of Equality*

For any three algebraic expressions  $A$ ,  $B$ , and  $C$ ,

$$\begin{aligned}\text{If} & \quad A = B \\ \text{then} & \quad A + C = B + C\end{aligned}$$

*Multiplication Property of Equality*

For any three algebraic expressions  $A$ ,  $B$ , and  $C$ , with  $C \neq 0$ ,

$$\begin{aligned}\text{If} & \quad A = B \\ \text{then} & \quad AC = BC\end{aligned}$$

To solve a trigonometric equation that is quadratic in  $\sin x$  or  $\cos x$ , we write it in standard form and then factor it or use the quadratic formula.

## Conversion of Angles

In Degrees	In Radians
$30^\circ$ or $300^\circ$	$\frac{\pi}{6}$ or $\frac{11\pi}{6}$
$45^\circ$	$\frac{\pi}{4}$
$60^\circ$ or $300^\circ$	$\frac{\pi}{3}$ or $\frac{5\pi}{3}$
$90^\circ$	$\frac{\pi}{2}$
$120^\circ$	$\frac{2\pi}{3}$
$135^\circ$	$\frac{3\pi}{4}$
$150^\circ$	$\frac{5\pi}{6}$
$180^\circ$	$\pi$
$225^\circ$	$\frac{5\pi}{4}$
$270^\circ$	$\frac{3\pi}{2}$
$315^\circ$	$\frac{7\pi}{4}$



2. Solve if
- $0 \leq \theta < 360^\circ$
- .

$$\begin{aligned} \cos 2\theta + 3 \sin \theta - 2 &= 0 \\ 1 - 2 \sin^2 \theta + 3 \sin \theta - 2 &= 0 \\ 2 \sin^2 \theta - 3 \sin \theta + 1 &= 0 \\ (2 \sin \theta - 1)(\sin \theta - 1) &= 0 \\ 2 \sin \theta - 1 &= 0 \text{ or } \sin \theta - 1 = 0 \\ \sin \theta &= \frac{1}{2} & \sin \theta &= 1 \\ \theta &= 30^\circ, 150^\circ \end{aligned}$$

3. Solve

$$\begin{aligned} \sin 2x \cos x + \cos 2x \sin x &= \frac{\sqrt{2}}{2} \\ \sin(x + x) &= \frac{\sqrt{2}}{2} \\ \sin 2x &= \frac{\sqrt{2}}{2} \\ 2x &= \frac{\pi}{4} + 2k\pi \quad \text{or} \quad 2x = \frac{3\pi}{4} + 2k\pi \\ x &= \frac{\pi}{8} + k\pi \quad \text{or} \quad x = \frac{3\pi}{8} + k\pi \end{aligned}$$

where  $k$  is an integer

4. Eliminate the parameter in the equations
- $x = 2 - \sin t$
- and
- $y = \cos t - 2$
- .
- 
- Solving for
- $\sin t$
- and
- $\cos t$
- we have

$$\sin t = 2 - x \quad \text{and} \quad \cos t = y + 2$$

Substituting these expressions into the Pythagorean identity  $\sin^2 t + \cos^2 t = 1$ , we have

$$(2 - x)^2 + (y + 2)^2 = 1$$

which is the equation of a circle with center  $(2, -2)$  and radius of 1 and equation  $(x - 2)^2 + (y + 2)^2 = 1$ .

### Using Identities in Trigonometric Equations [6.2]

Sometimes it is necessary to use identities to make trigonometric substitutions when solving equations. Identities are usually required if the equation contains more than one trigonometric function or if there is more than one angle named in the equation. In the example to the left, we begin by using a double-angle identity to replace  $\cos 2\theta$  with  $1 - 2 \sin^2 \theta$ . Doing so gives us a quadratic equation in  $\sin \theta$ , which we can standard form and solve by factoring.

### Equations Involving Multiple Angles [6.3]

Sometimes the equations we solve in trigonometry reduce to equations that contain multiple angles. When this occurs, we have to be careful in the last step that we do not leave out any solutions. First we find all solutions as an expression involving  $k$ , where  $k$  is an integer. Then we choose appropriate values for  $k$  to obtain the desired solutions.

### Parametric Equations [6.4]

When the coordinates of points  $(x, y)$  are described separately by two equations of the form  $x = f(t)$  and  $y = g(t)$ , then the two equations are called *parametric equations* and  $t$  is called the *parameter*. One way to graph the plane curve (a set of points  $(x, y)$ ) that are given in terms of the parameter is to choose a table of values and plot points. Another way to graph the plane curve is to eliminate the parameter and obtain an equation in just  $x$  and  $y$  that gives the same set of points  $(x, y)$ .

Find all solutions in the interval  $0^\circ \leq \theta < 360^\circ$ . (If rounding is necessary, round to the nearest tenth of a degree.)

- $2 \sin \theta - 1 = 0$
- $\sqrt{3} \tan \theta + 1 = 0$
- $\cos \theta - 3 \sin \theta \cos \theta = 0$
- $\tan \theta - 2 \cos \theta \tan \theta = 0$
- $4 \cos \theta - 2 \sec \theta = 0$
- $2 \sin \theta - \csc \theta = 1$
- $\sin \frac{\theta}{2} + \cos \theta = 0$
- $\cos \frac{\theta}{2} - \cos \theta = 0$
- $4 \cos 2\theta + 2 \sin \theta = 0$
- $\sin 3\theta - 45^\circ = \frac{\sqrt{3}}{2}$

11.  $\sin \theta + \cos \theta = 1$

12.  $\sin \theta - \cos \theta = 1$

13.  $\cos 3\theta = -\frac{1}{2}$

14.  $\tan 2\theta = 1$

Find all solutions for the following equations. Write your answers in radians using exact values.

15.  $\sin 2x - 3 \cos x = -2$

16.  $\sqrt{3} \sin x - \cos x = 0$

17.  $\sin 2x \cos x + \cos 2x \sin x = -1$

18.  $\sin^2 4x = -1$

Find all solutions, to the nearest tenth of a degree, in the interval  $0^\circ \leq \theta < 360^\circ$ .

19.  $3 \sin^2 \theta - 3 \sin \theta = 2$

20.  $4 \cos^2 \theta - 4 \cos \theta = 2$



Use your graphing calculator to find all radian solutions in the interval  $0 \leq x < 2\pi$  for each of the following equations. Round your answers to four decimal places.

21.  $3 \sin x - 2 = 0$

22.  $\cos x + 5 = 4 \sin x$

23.  $\sin^2 x + 3 \sin x - 1 = 0$

24.  $\sin 2x = \frac{3}{4}$

  25. Ferris Wheel In Example 6 of Section 6.5, we found the equation that gives the height,  $h$ , of a passenger on a Ferris wheel at any time  $t$  during the ride to be

$$h = 139 - 125 \cos \frac{\pi t}{1.5}$$

where  $t$  is given in feet and  $t$  is given in minutes. Use this equation to find the times at which a passenger will be 150 feet above the ground. Round your answers to the nearest tenth of a minute.



Eliminate the parameter  $t$  from each of the following and then sketch the graph.

26.  $x = 3 \cos t, y = 3 \sin t$

27.  $x = \sec t, y = \tan t$

28.  $x = 3 + 2 \sin t, y = 1 + 2 \cos t$

29.  $x = 3 \cos t - 2, y = 3 \sin t + 1$

  30. Ferris Wheel A Ferris wheel has a diameter of 180 feet and is 8 feet above the ground. It rotates in a counterclockwise direction, making one complete revolution every 3 minutes. Use parametric equations to model the path of a rider on this wheel. Place your coordinate system so that the origin is on the ground below the bottom of the wheel. You want to end up with parametric equations that will give you the position of the rider every minute of the ride. Graph your results on a graphing calculator.

## Group Project

### GROUP PROJECT

#### DERIVING THE CYCLOID

**Objective:** To derive parametric equations for the cycloid.

The cycloid is a famous planar curve with a rich history. First studied and named by Gallileo, the cycloid is defined as the curve traced by a point on the circumference of a circle that is rolling along a line without slipping (Figure 1).




Figure 1



Figure 1

Herman Melville referred to the cycloid in this passage from *Moby-Dick*:

*It was in the left-hand region of the horizon, with the sun some dully gently cycling round me, that I was first indirectly struck by the remarkable fact, that in geometry all bodies gliding down a cylinder, my sensations, for example, will descend from any point in precisely the same time.*

To begin, we will assume the circle has radius  $r$  and is positioned on a rectangular coordinate system with its center on the positive  $y$ -axis and tangent to the  $x$ -axis (Figure 2). The  $x$ -axis will serve as the line that the circle will roll along. We will choose point  $P$ , initially at the origin, to be the fixed point on the circumference of the circle that will trace the cycloid. Figure 3 shows the position of the circle after it has rolled a short distance  $d$  along the  $x$ -axis; we will use  $\alpha$  to represent the angle (in radians) through which the circle has rotated.

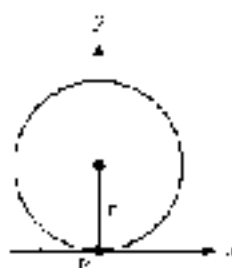


Figure 2

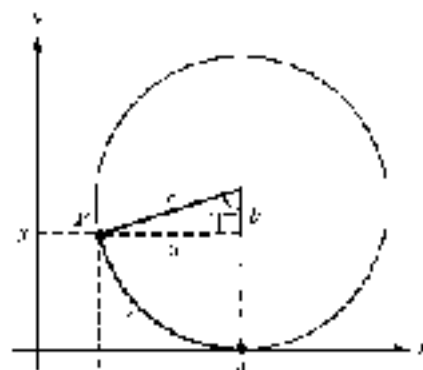


Figure 3

- If  $d$  is the distance that the circle has rolled, then what is the length of the arc  $AP$ ? Use this to find a relationship between  $a$  and  $r$ .
- Use the lengths  $a$ ,  $b$ ,  $r$ , and  $d$  to find the coordinates of point  $P$ . That is, find equations for  $x$  and  $y$  in terms of these values.
- Now use right triangle trigonometry to find  $a$  and  $b$  in terms of  $r$  and  $\alpha$ .
- Using your answers to Questions 1 through 3, find equations for  $x$  and  $y$  in terms of  $r$  and  $\alpha$  only. Because  $r$  is a constant, you now have parametric equations for the cycloid, using the angle  $\alpha$  as the parameter!
- Suppose that  $r = 1$ . Complete the table by finding  $x$  and  $y$  for each value of  $\alpha$  given. Then use your results to sketch the graph of the cycloid for  $0 \leq \alpha \leq 2\pi$ .

$\alpha$	0	$\pi/4$	$\pi/2$	$3\pi/4$	$\pi$	$5\pi/4$	$3\pi/2$	$7\pi/4$	$2\pi$
$x$									
$y$									

- Use your graphing calculator to graph the cycloid for  $0 \leq t \leq 5\pi$ . Use the polar mode on your calculator and parametric modes. Then define  $x$  and  $y$  using your equations from Question 4 (using  $r = 1$ ). Set your window so that  $0 \leq t \leq 5\pi$ ,  $-0.5 \leq x \leq 7.0$ , and  $0 \leq y \leq 1$ .
- Research the cycloid. What property of the cycloid is Melville referring to? What other famous property does the cycloid have? What was the connection between the cycloid and navigation's sea? Write a paragraph or two about your findings.

## CHAPTER 6 RESEARCH PROJECT

## THE WITCH OF AGNESI

Maria Gaetana Agnesi (1718–1792) was the author of *Analisi delle Infinite e del suo Delirio Generale*, a calculus textbook considered to be the best book of its time and the first surviving mathematical work written by a woman. Within this text Maria Agnesi describes a famous curve that has come to be known as the *Witch of Agnesi*. Figure 1 shows a diagram from the book used to illustrate the derivation of the curve.

Research the Witch of Agnesi. How did this curve get its name? How is the curve defined? What are the parametric equations for the curve? Who was the first to study this curve almost 100 years earlier? What other contributions did Maria Agnesi make in mathematics? Write a paragraph or two about your findings.



Figure 1



Maria Gaetana Agnesi



# CHAPTER 7

## TRIANGLES

*Visualizing the nonrigid cable system that supports the spacing of vehicles, allowing the way to those lower sections and the answers which are associated by approximates.*

Hannah Arand



© 2009 Jost/Alamy

### APPLICATION

The aerial tram in Rio de Janeiro, which carries skiers up to the top of Sugarloaf Mountain, provides a good example of forces acting in equilibrium. The force representing the weight of the gondola and its passengers must be balanced by the tension in the cable, which can be represented by a pair of forces pointing in the same direction as the cable on either side (Figure 1). Because these three forces are in static equilibrium, they must form a triangle as shown in Figure 2.



© 2009 Jost/Alamy

Figure 1



Figure 2

• Examples and Problem Sets throughout the chapter.

• Tutorial available on video.

• Tutorial available online.

In this chapter we will continue our study of triangles and their usefulness as mathematical models in many situations. Specifically, we will consider triangles like the one shown in Figure 2 that are not right triangles.

## SECTION 7.1 THE LAW OF SINES

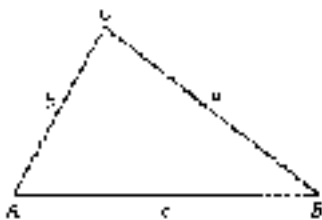


Figure 1

In this chapter we return to the matter of solving triangles. Up to this point, the triangles we have worked with in various ways have been right triangles. We will now look at situations that involve *oblique triangles*, which are triangles that do not have a right angle.

It is important to remember that our triangle definitions of the six trigonometric functions (Definition 1) involve ratios of the sides of a right triangle only. These definitions do not apply to oblique triangles. For example, the triangle shown in Figure 1 is oblique, so we cannot say that  $\sin A = a/c$ . In this chapter we will see how the sine and cosine functions can be used properly to solve these kinds of triangles.

Every triangle has three sides and three angles. To solve any triangle, we must know at least three of these six values. Table 1 summarizes the possible cases and shows which method can be used to solve the triangle in each case.

TABLE 1 Solving Oblique Triangles

Case	Method
AAA This case cannot be solved because knowing all three angles does not determine a unique triangle. There are an infinite number of similar triangles that share the same angles.	None
AAS Given two angles and a side opposite one of the angles, a unique triangle is determined.	Law of Sines
ASA Given two angles and the included side, a unique triangle is determined.	Law of Sines
SSA Given two sides and an angle opposite one of the sides, there may be one, two, or no triangles that are possible. This is known as the ambiguous case.	Law of Sines
SAS Given two sides and the included angle, a unique triangle is determined.	Law of Cosines
SSS Given all three sides, a unique triangle is determined.	Law of Cosines

We will begin with oblique triangles that can be solved using the law of sines. The law of cosines will be introduced in Section 7.3.

### The Law of Sines

There are many relationships that exist between the sides and angles in a triangle. One such relationship is called the *law of sines*, which states that the ratio of the *sine* of an angle to the length of the side opposite that angle is constant in any triangle:



### LAW OF SINES

Given triangle  $ABC$  shown in Figure 2

$$\frac{\sin A}{a} = \frac{\sin B}{b} = \frac{\sin C}{c}$$

or, equivalently,

$$\frac{a}{\sin A} = \frac{b}{\sin B} = \frac{c}{\sin C}$$

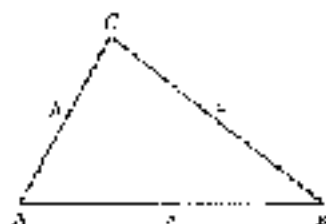


Figure 2

Now we can prove the law of sines. We will do this by using the altitude from vertex C.

### PROOF

The altitude  $h$  of the triangle in Figure 3 can be written in terms of  $\sin A$  or  $\sin B$  depending on which of the two right triangles we are referring to:

$$\begin{aligned}\sin A &= \frac{h}{b} & \sin B &= \frac{h}{a} \\ h &= b \sin A & h &= a \sin B\end{aligned}$$

Because  $h$  is equal to itself, we have

$$\begin{aligned}b \sin A &= a \sin B \\ \frac{b \sin A}{a} &= \frac{a \sin B}{ab} && \text{Divide both sides by } ab \\ \frac{\sin A}{a} &= \frac{\sin B}{b} && \text{Divide out common factors}\end{aligned}$$

If we do the same kind of thing with the altitude that extends from  $A$ , we will have the third ratio in the law of sines.  $\frac{\sin C}{c}$  equal to the two preceding ratios.

Note that the derivation of the law of sines will proceed in the same manner if triangle  $ABC$  contains an obtuse angle, as in Figure 4.

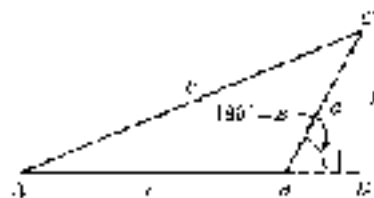


Figure 4

In triangle  $BDC$  we have

$$\sin(180^\circ - C) = \frac{h}{a}$$

and

$$\begin{aligned}\sin(180^\circ - C) &= \sin 180^\circ \cos C - \cos 180^\circ \sin C \\ &= (0) \cos C - (-1) \sin C \\ &= \sin C\end{aligned}$$

So,  $\sin C = \frac{h}{a}$ , which is the result we obtained previously. Using triangle  $ADC$ , we have  $\sin A = \frac{h}{b}$ . As you can see,  $\frac{h}{b}$  and  $\frac{h}{a}$  are the same two expressions we began with when deriving the law of sines for the acute triangle in Figure 1. From this point on, the derivation would match our previous derivation. ■

We can use the law of sines to find missing parts of triangles for which we are given two angles and a side.

## Two Angles and One Side

In our first example, we are given two angles and the side opposite one of them. (You may recall that in geometry these were the parts we needed equal in two triangles in order to prove them congruent using the AAS Theorem.)

**EXAMPLE 1** In triangle  $ABC$ ,  $A = 30^\circ$ ,  $B = 70^\circ$ , and  $a = 8.0$  cm. Find the length of side  $c$ .

**SOLUTION** We begin by drawing a picture of triangle  $ABC$  (it does not have to be accurate) and labeling it with the information we have been given (Figure 5).

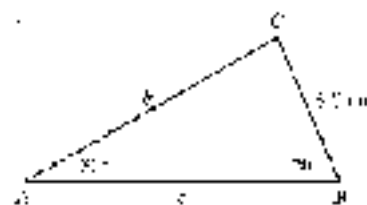


Figure 5

When we use the law of sines, we must have one of the ratios given to us. In this case, since we are given  $a$  and  $A$ , we have the ratio  $\frac{a}{\sin A}$ . To solve for  $c$ , we need to first find angle  $C$ . The sum of the angles in any triangle is  $180^\circ$ , so we have

$$\begin{aligned} C &= 180^\circ - (A + B) \\ &= 180^\circ - (30^\circ + 70^\circ) \\ &= 80^\circ \end{aligned}$$

To find side  $c$ , we use the following two ratios given in the law of sines.

$$\frac{c}{\sin C} = \frac{a}{\sin A}$$

To solve for  $c$ , we multiply both sides by  $\sin C$  and then substitute.

$$\begin{aligned} c &= \frac{a \sin C}{\sin A} && \text{Multiply both sides by } \sin C. \\ &= \frac{8.0 \sin 80^\circ}{\sin 30^\circ} && \text{Substitute in known values.} \\ &= \frac{8.0(0.9848)}{0.5000} && \text{Calculate.} \\ &= 15.757 && \text{To two significant digits.} \end{aligned}$$

**NOTE 1** The equal sign in the third line should actually have placed by the appropriate *multiply each side by* symbol,  $\times$ , between the decimal 8.0 and  $\sin 80^\circ$  (8.0  $\times$   $\sin 80^\circ$ ). (Error bars, least values of the Engineering/Free-Formulas are variations from here.) In this chapter, we will use an equal sign in the solutions that I use as examples even when the  $\times$  symbol would be more appropriate, to make the examples a little easier to follow.



**Master 2:** As in Chapter 3, we round our answers so that the number of significant digits in our answers matches the number of significant digits in the least significant number given in the original problem. Also, we round our answers only, not any of the numbers in the intermediate steps. We are showing the values of the trigonometric functions to four significant digits simply to avoid cluttering the page with long decimal numbers. This does not mean that you should stop halfway through a problem and round the values of trigonometric functions to four significant digits before continuing.

In our next example, we are given two angles and the side included between them (ASA) and are asked to find all the missing parts.

**EXAMPLE 2** Find the missing parts of triangle  $ABC$  if  $B = 34^\circ$ ,  $C = 82^\circ$ , and  $a = 5.6$  cm.

**SOLUTION** Figure 6 shows a diagram with the given information. We begin by finding angle  $A$  so that we have one of the ratios in the law of sines completed.

*Angle A*

$$\begin{aligned} A &= 180^\circ - (B + C) \\ &= 180^\circ - (34^\circ + 82^\circ) \\ &= 64^\circ \end{aligned}$$

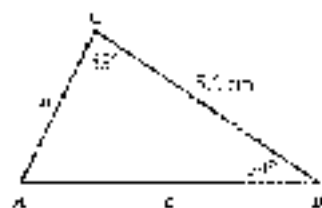


Figure 6

*Side b*

$$\text{If } \frac{b}{\sin B} = \frac{a}{\sin A}$$

$$\begin{aligned} \text{then } b &= \frac{a \sin B}{\sin A} \\ &= \frac{5.6 \sin 34^\circ}{\sin 64^\circ} \\ &= \frac{5.6(0.5592)}{0.8988} \\ &= 3.5 \text{ cm} \end{aligned}$$

Multiply both sides by  $\sin B$ .

Substitute in known values.

Calculator.

To two significant digits.

*Side c*

$$\text{If } \frac{c}{\sin C} = \frac{a}{\sin A}$$

$$\begin{aligned} \text{then } c &= \frac{a \sin C}{\sin A} \\ &= \frac{5.6 \sin 82^\circ}{\sin 64^\circ} \\ &= \frac{5.6(0.9903)}{0.8988} \\ &= 6.2 \text{ cm} \end{aligned}$$

Multiply both sides by  $\sin C$ .

Substitute in known values.

Calculator.

To two significant digits. ■



The law of sines, along with some fancy electronic equipment, was used to confirm the results of some of the hole-in-one events in golf. The name of Ulysses Dimes, for instance, Figure 7 is a diagram of a golf putting. The shot is tossed gently from the left and lands at  $A$ . A small electronic device is suspended from  $A$  (there is usually a tent in the green) and when the shot lands, so it is easy to find where to place the device. The device at  $A$  sends a signal to a device in the stands that gives the measures of angles  $A$  and  $B$ . The distance  $a$  is found ahead of time. With this information, we have the case ASA. To find the distance  $x$ , the law of sines is used.

$$\frac{a}{\sin A} = \frac{x}{\sin B} \Rightarrow x = \frac{a \sin B}{\sin A}$$

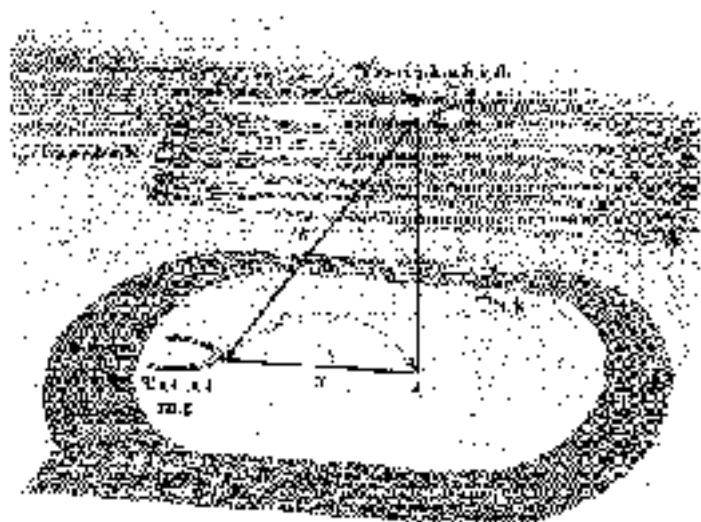


Figure 7

**EXAMPLE 3** Find distance  $x$  in Figure 7 if  $a = 562$  ft,  $B = 5.7^\circ$ , and  $A = 85.3^\circ$ .

**SOLUTION**

$$x = \frac{a \sin B}{\sin A} = \frac{562 \sin 5.7^\circ}{\sin 85.3^\circ} = 56.0 \text{ ft} \quad \text{To three significant digits.} \quad \blacksquare$$

**EXAMPLE 4** A satellite is orbiting above the earth as shown in Figure 8. When the satellite is directly above point  $B$ , angle  $C$  is  $75.4^\circ$ . If the distance between points  $B$  and  $D$  on the circumference of the earth is 910 miles and the radius of the earth is 3,960 miles, how far above the earth is the satellite?

**SOLUTION** First we find the radian measure of central angle  $C$  by dividing the arc length  $BD$  by the radius of the earth. Multiplying this number by  $180^\circ/\pi$  will give us the degree measure of angle  $C$ .

Angle $C$ in rad. units	Convert to degrees
$C = \frac{910}{3,960}$	$\frac{180}{\pi} = 13.2^\circ$



Figure 8

Next we find angle  $CDA$ .

$$\angle CDA = 180^\circ - (75.4^\circ + 13.2^\circ) = 91.4^\circ$$

We now have the case ASA. To find  $x$ , we use the law of sines.

$$\frac{x + 3,960}{\sin 91.4^\circ} = \frac{3,960}{\sin 75.4^\circ}$$

$$x + 3,960 = \frac{3,960 \sin 91.4^\circ}{\sin 75.4^\circ}$$

$$x = \frac{3,960 \sin 91.4^\circ}{\sin 75.4^\circ} - 3,960$$

$$x = 133 \text{ mi} \quad \text{To two significant digits}$$



### EXAMPLE 3

A hot air balloon is flying over a dry lake when the wind stops blowing. The balloon comes to a stop 450 feet above the ground at point  $D$  as shown in Figure 9. A jeep following the balloon runs out of gas at point  $A$ . The nearest service station is due north of the jeep at point  $B$ . The bearing of the balloon from the jeep at  $A$  is  $N 12^\circ E$ , while the bearing of the balloon from the service station at  $B$  is  $S 13^\circ E$ . If the angle of elevation of the balloon from  $A$  is  $12^\circ$ , how far will the people in the jeep have to walk to reach the service station at point  $B$ ?

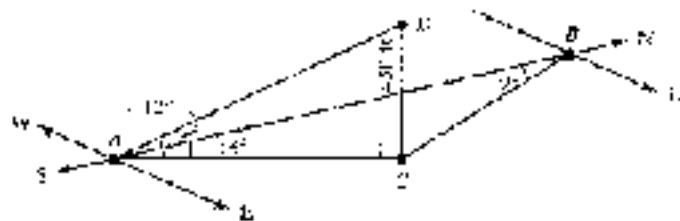


Figure 9

**SOLUTION** First we find the distance between  $C$  and  $A$  using right triangle trigonometry. Because this is an intermediate calculation, which we will use again, we keep more than two significant digits for  $AC$ .

$$\begin{aligned} \tan 12^\circ &= \frac{450}{AC} \\ AC &= \frac{450}{\tan 12^\circ} \\ &\approx 2,117 \text{ ft} \end{aligned}$$

Next we find angle  $ACB$ . This will give us the case ASA.

$$\angle ACB = 180^\circ - (12^\circ + 13^\circ) = 155^\circ$$

Finally, we find  $AB$  using the law of sines.

$$\begin{aligned} \frac{AB}{\sin 155^\circ} &= \frac{2,117}{\sin 13^\circ} \\ AB &= \frac{2,117 \sin 155^\circ}{\sin 13^\circ} \\ &\approx 5,280 \quad \text{To two significant digits} \end{aligned}$$

There are 5,280 feet in a mile, so the people at  $A$  will walk approximately  $5,280/5,280 = 1$  mile to get to the service station at  $B$ .

The next example involves vectors. It is taken from the text *College Physics* by Miller and Scroeder, published by Saunders College Publishing.

**EXAMPLE 6** A traffic light weighing 122 pounds is suspended by two wires as is shown in Figure 11. Find the magnitude of the tension in wire AB, and the magnitude of the tension in wire AC.

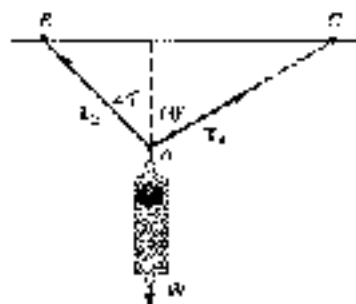


Figure 11

**SOLUTION** We assume that the traffic light is not moving and is therefore in a state of static equilibrium. When an object is in this state, the sum of the forces acting on the object must be 0. It is because of this fact that we can redraw the vectors from Figure 10 and be sure that they form a closed triangle. Figure 12 shows a convenient redrawing of the two tension vectors  $T_1$  and  $T_2$ , and the vector  $W$  that is due to gravity. Notice that we have the case ASA.

Using the law of sines we have

$$\frac{T_1}{\sin 75^\circ} = \frac{22}{\sin 45^\circ}$$

$$|T_1| = \frac{22 \sin 45^\circ}{\sin 75^\circ}$$

$$= 16 \text{ lb} \quad \text{To two significant figures}$$

$$\frac{|T_2|}{\sin 60^\circ} = \frac{22}{\sin 75^\circ}$$

$$|T_2| = \frac{22 \sin 75^\circ}{\sin 60^\circ}$$

$$= 20 \text{ lb} \quad \text{To two significant figures}$$




Figure 12

### GETTING READY FOR CLASS

After reading through the preceding section, respond in your own words and in complete sentences.

- What is the law of sines?
- For which of the six cases discussed is the law of sines used?
- Why is it always possible to find the third angle of any triangle when you are given the first two?
- Why must you always have an angle and the length of the side opposite that angle to use the law of sines?





## PROBLEM SET 7.1

Each problem that follows refers to triangle  $ABC$ .

1. If  $A = 40^\circ$ ,  $B = 60^\circ$ , and  $a = 12$  cm, find  $b$ .
2. If  $A = 50^\circ$ ,  $B = 30^\circ$ , and  $b = 14$  cm, find  $a$ .
3. If  $B = 120^\circ$ ,  $C = 20^\circ$ , and  $a = 28$  inches, find  $a$ .
4. If  $B = 110^\circ$ ,  $C = 40^\circ$ , and  $b = 8$  inches, find  $a$ .
5. If  $A = 10^\circ$ ,  $C = 100^\circ$ , and  $a = 2$  yd, find  $a$ .
6. If  $A = 3^\circ$ ,  $C = 125^\circ$ , and  $c = 375$  mi, find  $a$ .
7. If  $A = 30^\circ$ ,  $B = 60^\circ$ , and  $a = 36$  km, find  $C$  and then find  $b$ .
8. If  $B = 40^\circ$ ,  $C = 70^\circ$ , and  $c = 42$  km, find  $A$  and then find  $a$ .
9. If  $A = 32^\circ$ ,  $B = 43^\circ$ , and  $c = 14$  cm, find  $C$  and then find  $a$ .
10. If  $A = 33^\circ$ ,  $C = 32^\circ$ , and  $b = 43$  km, find  $B$  and then find  $a$ .

The following information refers to triangle  $ABC$ . In each case, find all the missing parts.

11.  $A = 42.5^\circ$ ,  $B = 71.4^\circ$ ,  $a = 215$  miles
12.  $A = 110.4^\circ$ ,  $C = 21.3^\circ$ ,  $c = 245$  inches
13.  $A = 46^\circ$ ,  $B = 95^\circ$ ,  $c = 6.8$  ft
14.  $B = 57^\circ$ ,  $C = 31^\circ$ ,  $c = 7.3$  ft
15.  $A = 43^\circ 30'$ ,  $C = 120^\circ 30'$ ,  $a = 3.48$  ft
16.  $B = 60^\circ 20'$ ,  $C = 75^\circ 40'$ ,  $b = 2.72$  ft
17.  $B = 13.4^\circ$ ,  $C = 24.8^\circ$ ,  $a = 315$  cm
18.  $A = 105^\circ$ ,  $B = 45^\circ$ ,  $c = 630$  cm
19. In triangle  $ABC$ ,  $A = 30^\circ$ ,  $b = 30$  ft, and  $a = 2$  ft. Show that it is impossible to solve this triangle by using the law of sines to find  $B$ .
20. In triangle  $ABC$ ,  $A = 40^\circ$ ,  $b = 19$  ft, and  $a = 18$  ft. Use the law of sines to find  $\sin B$  and then give two possible values for  $B$ .

**Geometry** The circle in Figure 12 has a radius of  $r$  and center at  $C$ . The distance from  $A$  to  $B$  is  $x$ , the distance from  $A$  to  $D$  is  $y$ , and the length of arc  $BD$  is  $z$ . For Problems 21 through 24, redraw Figure 12, label it as indicated in each problem, and then solve the problem.

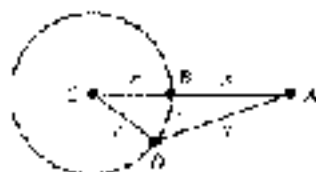


Figure 12

21. If  $A = 3^\circ$ ,  $x = 1$ , and  $z = 12$ , find  $y$ .
22. If  $A = 26^\circ$ ,  $x = 22$ , and  $z = 19$ , find  $y$ .
23. If  $A = 45^\circ$ ,  $x = 48$ , and  $z = 15$ , find  $y$ .
24. If  $A = 55^\circ$ ,  $x = 2$ , and  $z = 23$ , find  $y$ .
25. **Angle of Elevation** A man standing near a radio station antenna observes  $P$  at the angle of elevation to the top of the station is  $64^\circ$ . If he then walks 100 feet further away and observes that the angle of elevation to the top of the antenna is  $46^\circ$  (Fig. 13). Find the height of the antenna to the nearest foot. (Note: Find  $y$  first.)




Figure 13

26. **Angle of Elevation** A person standing on the street looks up to the top of a building and finds that the angle of elevation is  $35^\circ$ . She then walks one block further away (440 feet) and finds that the angle of elevation to the top of the building is now  $28^\circ$ . How far away from the building is she when she makes her second observation? (See Figure 14.)




Figure 14

27. **Angle of Depression** A man is lying in a hot-air balloon in a straight line at a constant rate of 500 feet per second, with a string that is a constant 1000 feet. As he approaches the parking lot of a market, he notices that the angle of depression from his balloon to a friend's car in the parking lot is  $75^\circ$ . A minute and a half later, still flying directly over the friend's car, he looks back to see his friend getting into the car and measures the angle of depression to be  $36^\circ$ . At that time, what is the distance between him and his friend? (Round to the nearest foot.)
28. **Angle of Elevation** A woman entering an ornate glass elevator on the ground floor of a hotel goes up to the top of the building across the street and notices that the angle of elevation is  $48^\circ$ . She rides the elevator up three floors (60 feet) and finds that the angle of elevation to the top of the building across the street is  $31^\circ$ . How tall is the building across the street? (Round to the nearest foot.)
29. **Angle of Elevation** From a point on the ground, a person notices that a 112-foot antenna on the top of a hill subtends an angle of  $1.5^\circ$ . If the angle of elevation to the bottom of the antenna is  $25^\circ$ , find the height of the hill. (See Figure 15.)



Figure 15

30. **Angle of Elevation** A 155-foot antenna is on top of a tall building. From a point on the ground, the angle of elevation to the top of the antenna is  $28.5^\circ$ , while the angle of elevation to the bottom of the antenna from the same point is  $23.5^\circ$ . How tall is the building?
31. **Height of a Tree** Figure 16 is a diagram that shows how Colleen estimates the height of a tree that is on the other side of a stream. She stands at point A facing the tree and finds the angle of elevation from A to the top of the tree to be  $57^\circ$ . Then she turns  $105^\circ$  and walks 25 feet to point B, where she measures the angle between her path AB and the line BC extending from her to the base of the tree. She finds that angle to be  $42^\circ$ . Use this information to find the height of the tree.



Figure 16



32. **Sea Rescue** A helicopter makes a forced landing at sea. The last radio signal received at station  $C$  gives the bearing of the plane from  $C$  as  $N 25^\circ E$  at an altitude of 1050 feet. An observer at  $C$  sights the plane and gives  $\angle DCB$  as  $23.5^\circ$ . How far will a rescue boat at  $A$  have to travel to reach any survivors at  $B$ , if the bearing of  $B$  from  $A$  is  $S 56^\circ E$ ? (See Figure 17.)

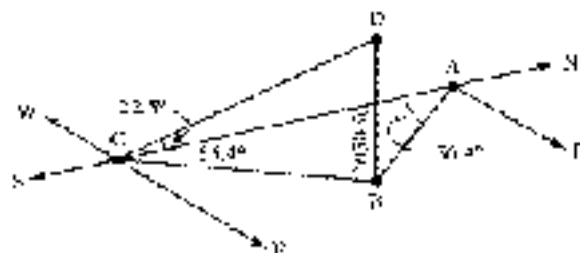


Figure 17



33. **Distance to a Ship** A ship is anchored off a long straight shoreline that runs north and south. From two observation points 18 miles apart on shore, the bearing of the ship are  $N 71^\circ E$  and  $S 53^\circ E$ . What is the distance from the ship to each of the observation points?

34. **Distance to a Rocket** Tom and Fred are 3.5 miles apart watching a rocket being launched from Vandenberg Air Force Base. Tom estimates the bearing of the rocket from his position to be  $S 73^\circ W$ , while Fred estimates that the bearing of the rocket from his position is  $N 65^\circ W$ . If Fred is due south of Tom, how far is each of them from the rocket?

35. **Force** A tightrope walker is standing still with one foot on the tightrope as shown in Figure 18. If the tightrope walker weighs 125 pounds, find the magnitudes of the tension in the rope toward each end of the rope.

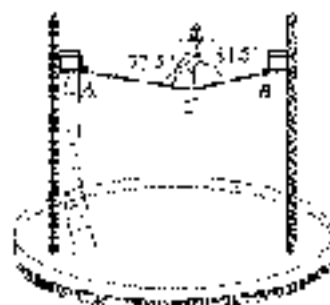


Figure 18




Figure 19

36. **Force** A tightrope walker weighing 145 pounds is standing still at the center of a tightrope that is 46.5 feet long. The weight of the walker causes the center of the tightrope to move down 14.7 inches. Find the magnitude of the tension in the tightrope toward each end of the tightrope.

37. **Force** If you have ever ridden on a chair lift at a ski area on a bad slope, you know that the chair will pull down on the cable, dragging you down for a longer length than when the chair is in motion. Figure 19 shows a gondola that is stopped. Find the magnitude of the tension in the cable toward each end of the cable if the total weight of the gondola and its occupants is 1.85 tons.

39. **Force** A chair lift at a ski resort is stopped halfway between two poles that support the cable in which the chair is attached. The poles are 200 feet apart and the combined weight of the chair and the three people on the chair is 225 pounds. If the weight of the chair and the people being lifted causes the chair to move to a position 15 feet below the horizontal line that connects the top of the two poles, find the tension in the cable toward each end of the cable.

### REVIEW PROBLEMS

Do problems that follow on your own. Material was covered in Sections 7.1 and 6.1.

Solve each equation for  $\theta$  if  $0^\circ \leq \theta < 360^\circ$ . If rounding is necessary, round to the nearest tenth of a degree.

39.  $2 \sin \theta - \sqrt{2} = 1$

40.  $5 \cos \theta - 3 = 1$

41.  $\sin \theta \cos \theta - 2 \cos \theta = 0$

42.  $3 \cos \theta - 2 \sin \theta \cos \theta = 0$

43.  $2 \sin^2 \theta - 3 \sin \theta = 1$

44.  $10 \cos^2 \theta - \cos \theta - 1 = 0$

Find  $\theta$  to the nearest tenth of a degree if  $0^\circ \leq \theta < 360^\circ$ , and

45.  $\sin \theta = 0.7561$

46.  $\sin \theta = 0.2451$

## SECTION 7.2 THE AMBIGUOUS CASE

In this section, we will extend the law of sines to solve triangles for which we are given two sides and the angle opposite one of the given sides.

**EXAMPLE 1** Find angle  $B$  in triangle  $ABC$  if  $a = 3$ ,  $b = 6$ , and  $A = 30^\circ$ .

**SOLUTION** Applying the law of sines we have

$$\begin{aligned} \frac{\sin B}{b} &= \frac{\sin A}{a} \\ \sin B &= \frac{b \sin A}{a} \\ &= \frac{6 \sin 30^\circ}{3} \\ &= 1. \end{aligned}$$

Here, as  $\sin B$  can never be larger than 1, no triangle exists for which  $a = 3$ ,  $b = 6$ , and  $A = 30^\circ$ . (You may recall from geometry that there was no noncongruent triangle SSA. Figure 1 illustrates what went wrong here. In other words, we cannot complete a triangle.)




Figure 1




Figure 2

When we are given two sides and an angle opposite one of them (SSA), we have several possibilities for the triangle or triangles that result. As was the case in Example 1, one of the possibilities is that no triangle will fit the given information. If side  $a$  in Example 1 had been equal in length to the altitude drawn from vertex  $C$ , then we would have had a right triangle that fit the given information, as shown in Figure 2. If side  $a$  had been longer than this altitude but shorter than side  $b$ , we would have had two triangles that fit the given information, triangle  $AB'C$  and triangle  $ABC$  as illustrated in Figure 3 and Figure 4. Note that the two possibilities for side  $a$  in Figure 3 create an isosceles triangle  $B'CB$ .




Figure 3

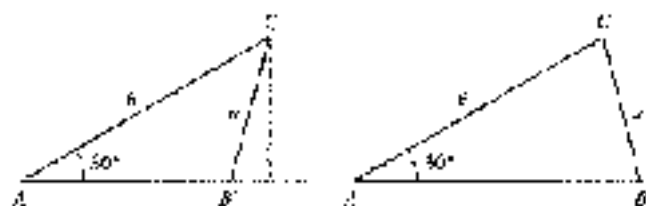


Figure 4

If side  $a$  in triangle  $ABC$  of Example 1 had been longer than side  $b$ , we would have had only one triangle that fit the given information, as shown in Figure 5.

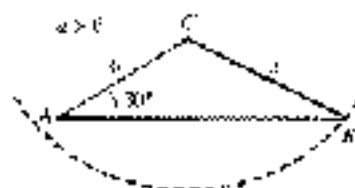


Figure 5

Because of the different possibilities that arise in solving a triangle for which we are given two sides and an angle opposite one of the given sides, we call this situation the *ambiguous case*.

**EXAMPLE 2** Find the missing parts in triangle  $ABC$  if  $a = 54$  cm,  $b = 62$  cm, and  $A = 40^\circ$ .

**SOLUTION** First we solve for  $\sin B$  with the law of sines.

Angle  $B$

$$\begin{aligned} \frac{\sin B}{b} &= \frac{\sin A}{a} \\ \sin B &= \frac{b \sin A}{a} \\ &= \frac{62 \sin 40^\circ}{54} \\ &\approx 0.7390 \end{aligned}$$

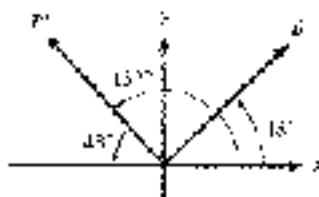


Figure 6

Now, because  $\sin B$  is positive for any angle in  $QI$  or  $QII$ , we have two possibilities (Figure 6). We will call one of them  $B$  and the other  $B'$ .

$$B = \sin^{-1}(0.7380) = 48^\circ \quad \text{or} \quad B' = 180^\circ - 48^\circ = 132^\circ$$

Notice that  $B' = 132^\circ$  is the supplement of  $B$ . We have two different angles that can be found with  $a = 54$  cm,  $b = 63$  cm, and  $A = 40^\circ$ . Figure 7 shows both of them. One is labeled  $ABC$ , while the other is labeled  $A'B'C$ . Also, because triangle  $B'B'C$  is isosceles, we can see that angles  $B'$  and  $C$  must be supplementary to  $B$ .

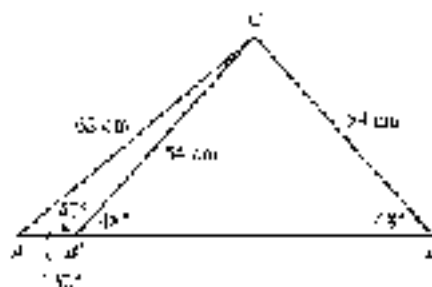


Figure 7

#### Angles $C$ and $C'$

There are two values for  $B$ , so we have two values for  $C$ :

$$\begin{aligned} C &= 180^\circ - (A + B) & \text{and} & & C' &= 180^\circ - (A + B') \\ &= 180^\circ - (40^\circ + 48^\circ) & & & &= 180^\circ - (40^\circ + 132^\circ) \\ &= 92^\circ & & & &= 8^\circ \end{aligned}$$

#### Sides $c$ and $c'$

$$\begin{aligned} c &= \frac{b \sin C}{\sin A} & \text{and} & & c' &= \frac{a \sin C'}{\sin A} \\ &= \frac{63 \sin 92^\circ}{\sin 40^\circ} & & & &= \frac{54 \sin 8^\circ}{\sin 40^\circ} \\ &\approx 91 \text{ cm} & & & &= 12 \text{ cm.} \quad \text{To two significant digits} \end{aligned}$$

Figure 8 shows both triangles.

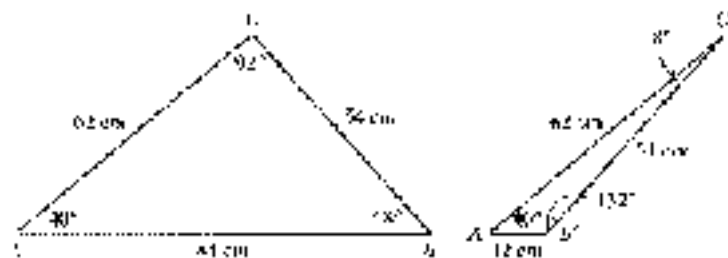


Figure 8



**EXAMPLE 3** Find the missing parts of triangle  $ABC$  if  $C = 35.4^\circ$ ,  $a = 295$  ft, and  $c = 314$  ft.

**SOLUTION** Applying the law of sines, we find  $\sin A$ .

Angle  $A$

$$\begin{aligned}\sin A &= \frac{a \sin C}{c} \\ &= \frac{295 \sin 35.4^\circ}{314} \\ &\approx 0.6287\end{aligned}$$

Because  $\sin A$  is positive in  $QI$  and  $QII$ , we have two possible values for  $A$ .

$$A = \sin^{-1}(0.6287) \approx 39.2^\circ \quad \text{or} \quad A' = 180^\circ - 39.2^\circ \approx 140.8^\circ$$

The second possibility,  $A' = 140.8^\circ$ , will not work, however, because  $c$  is the largest side and therefore

$$C < A' = 35.4^\circ < 140.8^\circ \approx 141^\circ$$

which is larger than  $180^\circ$ . This result indicates that there is exactly one triangle that fits the description given in Example 3. In that triangle

$$A = 39.2^\circ$$

Angle  $B$

$$B = 180^\circ - (35.4^\circ + 39.2^\circ) = 105.4^\circ$$

Side  $b$

$$\begin{aligned}b &= \frac{c \sin B}{\sin C} \\ &= \frac{314 \sin 105.4^\circ}{\sin 35.4^\circ} \\ &\approx 498.9\end{aligned} \quad \text{to three significant digits}$$

Figure 9 is a diagram of this triangle.

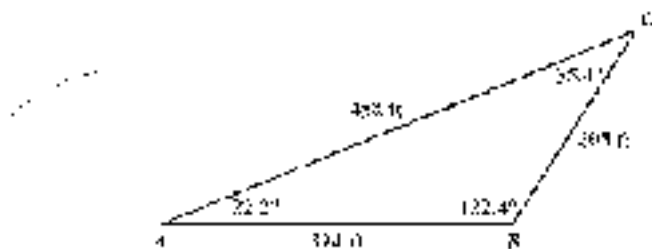


Figure 9



The different cases that can occur when we solve the kinds of triangles given in Examples 1, 2, and 3 become apparent in the process of solving for the missing parts. The following table completes the set of conditions under which we will have 1, 2, or no triangles in the ambiguous case.

In Table 4, we are assuming that we are given angle  $A$  and sides  $a$  and  $b$  in triangle  $ABC$ , and that  $h$  is the altitude from vertex  $C$ .

Conditions	Number of Triangles	Diagram
$A < 90^\circ$ and $a < h$	0	
$A > 90^\circ$ and $a < b$	0	
$A < 90^\circ$ and $a = h$	1	
$A < 90^\circ$ and $a \geq b$	1	
$A > 90^\circ$ and $a > b$	1	
$A < 90^\circ$ and $h < a < b$	2	



## Navigation

In Section 2.4, we used bearing to give the position of one point from another and to give the direction of a moving object. Another way to specify the direction of a moving object is to use *heading*.

### DEFINITION

The *heading* of an object is the angle, measured clockwise or from due north, to the vector representing the intended path to the object.

EXAMPLE 10 A ship is heading due north. The bearing of a lighthouse from the ship is  $30^\circ$ . Find the heading of the lighthouse.





Figure 10

Figure 10 shows two vectors that represent the velocities of two ships—one traveling 12 miles per hour in the direction  $120^\circ$  from due north, and the other traveling 14 miles per hour at  $240^\circ$  from due north. Note that this method of giving the path of a moving object is a little simpler than the bearing method used in Section 2.4. To give the path of the ship traveling 14 miles per hour using the bearing method, we would say it is on a course with bearing  $S 60^\circ E$ .

In Example 1 of Section 2.5, we found that although a boat is headed in one direction, its actual path may be in a different direction because of the current of the river. The same type of thing can happen with a plane if the air currents are in a direction different from that of the plane. With heading, the angle is measured from due north to the *intended* part of the object, meaning the path when not influenced by exterior forces such as wind or current. The true course is the angle measured from due north to the *actual path* traveled by the object relative to the ground. If no exterior force is present, then the two paths and the two angles are the same.

#### DEFINITION

The *true course* of an object is the angle, measured clockwise from due north, to the vector representing the *actual* path of the object.

*Copyright 2011 Cengage Learning. All Rights Reserved. May not be copied, scanned, or duplicated, in whole or in part. WCN 02-200-203*

With the speed in case of objects in flight, we use the term *airspeed* for the speed of the object in relation to the air and *ground speed* for the speed of the object relative to the ground. The *airspeed* is the magnitude of the vector representing the velocity of an object in the direction of the heading, and the *ground speed* is the magnitude of the vector representing the velocity of the object in the direction of the true course. Take as an example the *airspeed* is the magnitude of the vector representing the wind. As illustrated in Figure 11, the ground speed (or course vector) is the resultant vector found by adding the airspeed (heading vector) and the same speed (wind direction vector).



Figure 11



**EXAMPLE 1** A plane is flying with an air speed of 170 miles per hour and a heading of  $52.5^\circ$ . Its true course, however, is at  $64.1^\circ$  from due north. If the wind currents are a constant 40.0 miles per hour, what are the possibilities for the ground speed of the plane?

**SOLUTION** We represent the velocity of the plane and the velocity of the wind with vectors. The resultant of which will be the ground speed and true course of the plane. First, measure an angle of  $52.5^\circ$  from north (clockwise) and draw a vector in



Figure 12

that direction with magnitude 170 to represent the heading and airspeed. Then draw a second vector of length 40.0 that points north with its origin at the origin to represent the wind velocity, and ground speed. The resultant vector must be the resultant of the wind velocity with some vector originating at the tip of the first vector and ending at the tip of the second vector, and having a length of 174.1. Figure 12 illustrates the situation. From Figure 12, we see that

$$d = 174.1^2 - 40.0^2 = 11.6^2$$

First we use the law of sines to find angle  $\alpha$ :

$$\begin{aligned}\frac{40.0}{\sin \alpha} &= \frac{174.1}{\sin 11.6^\circ} \\ \sin \alpha &= \frac{40.0 \sin 11.6^\circ}{174.1} \\ &= 0.8546\end{aligned}$$

Because  $\sin \alpha$  is positive in quadrants I and II, we have two possible values for  $\alpha$ :

$$\alpha = \sin^{-1}(0.8546) = 58.7^\circ \quad \text{and} \quad \alpha = 180^\circ - 58.7^\circ = 121.3^\circ$$

We see there are two different triangles that can be formed with the three vectors. Figure 13 shows both of them. There are two values for  $\alpha$ , so there are two values for  $\beta$ :

$$\begin{aligned}\beta &= 180^\circ - (58.7^\circ + 11.6^\circ) & \text{and} & \quad \beta = 180^\circ - (121.3^\circ + 11.6^\circ) \\ &= 109.7^\circ & & \quad \beta = 47.1^\circ\end{aligned}$$

Now we can use the law of sines again to find the ground speed.

$$\begin{aligned}\frac{x}{\sin 109.7^\circ} &= \frac{40}{\sin 11.6^\circ} & \text{and} & \quad \frac{x'}{\sin 47.1^\circ} = \frac{40}{\sin 11.6^\circ} \\ x &= \frac{40 \sin 109.7^\circ}{\sin 11.6^\circ} & & \quad x' = \frac{40 \sin 47.1^\circ}{\sin 11.6^\circ} \\ &= 187 \text{ mph} & & \quad = 146 \text{ mph}\end{aligned}$$

To three significant digits, the two possibilities for the ground speed of the plane are 187 miles per hour and 146 miles per hour. ■


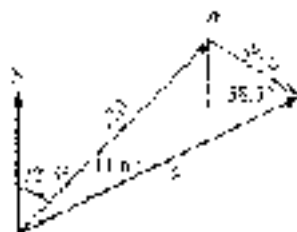


Figure 13

### GETTING READY FOR CLASS

After reading through the preceding section, respond in your own words and in complete sentences.

- What are the three possibilities for the resulting triangle or triangles when we are given two sides and an angle opposite them?
- In triangle  $ABC$ ,  $A = 40^\circ$ ,  $B = 60^\circ$ , and  $b' = 192$ . What are the measures of angles  $C$  and  $C'$ ?
- How many triangles are possible if angle  $A$  is greater than  $90^\circ$  and side  $a$  is less than side  $b$ ?
- How many triangles are possible if angle  $A$  is greater than  $90^\circ$  and side  $a$  is greater than side  $b$ ?



### PROBLEM SET 7.2

For each of the following triangles, solve for  $B$  and use the results to explain why the triangle has the given number of solutions.

- ▶ 1.  $A = 30^\circ$ ,  $b = 40$  ft,  $a = 10$  ft; no solution  
 2.  $A = 150^\circ$ ,  $b = 30$  ft,  $a = 10$  ft; no solution  
 ▶ 3.  $A = 120^\circ$ ,  $b = 20$  cm,  $a = 30$  cm; one solution  
 4.  $A = 30^\circ$ ,  $b = 2$  cm,  $a = 6$  cm; one solution  
 5.  $A = 60^\circ$ ,  $b = 8$  m,  $a = 16$  m; two solutions  
 6.  $A = 30^\circ$ ,  $b = 40$  m,  $a = 30$  m; two solutions

Find all solutions to each of the following triangles.

- ▶ 7.  $A = 38^\circ$ ,  $a = 41$  ft,  $b = 54$  ft  
 8.  $A = 43^\circ$ ,  $a = 34$  ft,  $b = 37$  ft  
 9.  $A = 112.2^\circ$ ,  $a = 43.8$  cm,  $b = 22.5$  cm  
 10.  $A = 124.3^\circ$ ,  $a = 27.3$  cm,  $b = 50.2$  cm  
 11.  $C = 27^\circ 30'$ ,  $c = 349$  m,  $b = 425$  m  
 12.  $C = 51^\circ 30'$ ,  $c = 709$  m,  $b = 321$  m  
 13.  $B = 45^\circ 10'$ ,  $b = 1.75$  inches,  $c = 1.12$  inches  
 14.  $B = 62^\circ 40'$ ,  $b = 6.53$  inches,  $c = 3.48$  inches  
 15.  $B = 118^\circ$ ,  $b = 0.68$  cm,  $a = 0.52$  cm  
 16.  $B = 30^\circ$ ,  $b = 4.2$  cm,  $c = 8.4$  cm  
 17.  $A = 142^\circ$ ,  $b = 2.9$  yd,  $a = 1.4$  yd  
 18.  $A = 65^\circ$ ,  $b = 7.6$  yd,  $a = 7.1$  yd  
 19.  $C = 26.8^\circ$ ,  $c = 56.5$  km,  $b = 56.8$  km  
 20.  $C = 73.4^\circ$ ,  $c = 51.1$  km,  $b = 82.4$  km  
 21. Distance A 51-foot wire running from the top of a tent pole to the ground makes an angle of  $55^\circ$  with the ground. If the length of the tent pole is 44 feet, how far is it from the bottom of the tent pole to the point where the wire is fastened to the ground? (The tent pole is not necessarily perpendicular to the ground.)  
 22. Distance A hot-air balloon is held at a constant altitude by two ropes that are anchored to the ground. One rope is 120 feet long and makes an angle of  $65^\circ$  with the ground. The other rope is 115 feet long. What is the distance between the points on the ground at which the two ropes are anchored?

Draw vectors representing the course of a ship that travels

23. 75 miles on a course with heading  $30^\circ$   
 24. 75 miles on a course with heading  $330^\circ$   
 25. 25 miles on a course with heading  $135^\circ$   
 26. 25 miles on a course with heading  $225^\circ$



27. Ground Speed A plane is headed due east with an airspeed of 700 miles per hour. Its true course, however, is at  $98^\circ$  from due north. If the wind currents are a constant 55 miles per hour, what are the possibilities for the ground speed of the plane?



28. Current A ship is headed due north at a constant 16 miles per hour. Because of the ocean current, the true course of the ship is  $15^\circ$ . If the currents are a constant 10 miles per hour, in what direction are the currents running?



29. Ground Speed A ship headed due east is moving through the water at a constant speed of 12 miles per hour. However, the true course of the ship is  $66^\circ$ . If the currents are a constant 6 miles per hour, what is the ground speed of the ship?



- 30. True Course** A plane headed due east is traveling with an airspeed of 150 miles per hour. The wind currents are moving with constant speed in the direction  $240^\circ$ . If the ground speed of the plane is 95 miles per hour, what is its true course?
- 31. Leaning Windmill** After a wind storm, a farmer notices that his 32-foot windmill may be leaning, but he is not sure. From a point on the ground 31 feet from the base of the windmill, he finds that the angle of elevation to the top of the windmill is  $43^\circ$ . Is the windmill leaning? If so, what is the acute angle the windmill makes with the ground?
- 32. Hiker's** A boy is riding his motorcycle on a road that runs east and west. He leaves the road at a service station and rides 5.25 miles in the direction  $65^\circ \text{ S } 37^\circ \text{ E}$ . Then he turns to his right and rides 6.50 miles back to the road, where his motorcycle breaks down. How far will he have to walk to get back to the service station?

#### REVIEW PROBLEMS

The problems that follow review material we covered in Section 6.7.

Find all solutions in the interval  $0^\circ \leq \theta < 360^\circ$ . If rounding is necessary, round to the nearest tenth of a degree.

33.  $4 \sin \theta - 3 \cos \theta = 11$

34.  $2 \cos \theta - 4 = 3 \sin \theta$

35.  $2 \cos \theta - \sin 2\theta = 0$

36.  $\cos 2\theta + 3 \cos \theta - 2 = 0$

37.  $18 \sec^2 \theta - 17 \tan \theta \sec \theta - 12 = 0$

38.  $7 \sin^2 \theta + 9 \cos 2\theta = 11$

Find a fraction solution using exact values only.

39.  $2 \cos x + \sec x + \tan x = 0$

40.  $2 \cos^2 x - \sin x = 1$

41.  $\sin x + \cos x = 2$

42.  $\sin x + \cos x = 2$

## SECTION 7.3 THE LAW OF COSINES

In this section, we will derive another relationship that exists between the sides and angles in any triangle. It is called the *Law of Cosines* and is stated like this:

#### LAW OF COSINES (SAS)

Given triangle ABC shown in Figure 1:

$$a^2 = b^2 + c^2 - 2bc \cos A$$

$$b^2 = a^2 + c^2 - 2ac \cos B$$

$$c^2 = a^2 + b^2 - 2ab \cos C$$

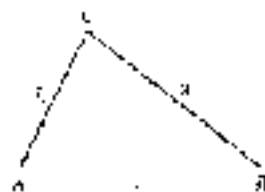


Figure 1



## Derivation

To derive the formulas stated in the law of cosines, we apply the Pythagorean Theorem and some of our basic trigonometric identities. Applying the Pythagorean Theorem to right triangle  $BCD$  in Figure 2, we have

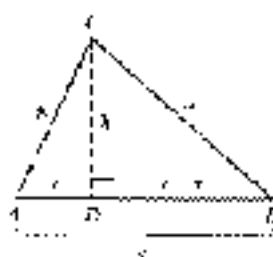


Figure 2

$$\begin{aligned} a^2 &= (c - y)^2 + b^2 \\ &= c^2 - 2cy + y^2 + b^2 \end{aligned}$$

3.1 From right triangle  $ACD$ , we have  $y^2 + b^2 = c^2$ , so

$$\begin{aligned} a^2 &= c^2 - 2cy + b^2 \\ &= b^2 + c^2 - 2cy \end{aligned}$$

Now, since  $\cos A = y/b$ , we have  $y = b \cos A$ , so

$$a^2 = b^2 + c^2 - 2bc \cos A$$

Applying the same sequence of substitutions and reasoning to the right triangles formed by the altitudes from vertices  $A$  and  $B$  will give us the other two formulas listed in the law of cosines.

We can use the law of cosines to solve triangles for which we are given two sides and the angle included between them (SAS) or triangles for which we are given all three sides (SSS).

## Two Sides and the Included Angle

**EXAMPLE 1** Find the missing parts of triangle  $ABC$  if  $A = 60^\circ$ ,  $b = 20$  inches, and  $c = 30$  inches.

**SOLUTION** A diagram of the given information is shown in Figure 3. The solution process will include the use of both the law of cosines and the law of sines. We begin by using the law of cosines to find  $a$ :

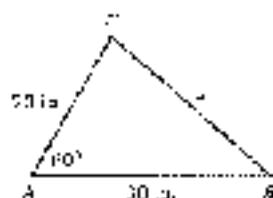


Figure 3

Using

$$\begin{aligned} a^2 &= b^2 + c^2 - 2bc \cos A && \text{Law of cosines} \\ &= 20^2 + 30^2 - 2(20)(30) \cos 60^\circ && \text{Substitute in given values.} \\ &= 400 + 900 - 1200(0.5000) && \text{Calculator} \\ a^2 &= 700 \\ a &= 26 \text{ inches} && \text{To two significant digits} \end{aligned}$$

Now that we have  $a$ , we can use the law of sines to solve for either  $B$  or  $C$ . When we have a choice of angles to solve for, and we are using the law of sines, it is

usually best to solve for the smaller angle. Because side  $b$  is smaller than side  $a$ , angle  $B$  will be smaller than angle  $C$ .

angle  $B$

$$\begin{aligned}\sin B &= \frac{b \sin A}{a} \\ &= \frac{20 \sin 60^\circ}{26} \\ &= 0.6652\end{aligned}$$

$$\text{so } B = \sin^{-1}(0.6652) = 42^\circ \quad \text{To the nearest degree.}$$

angle  $C$

$$\begin{aligned}C &= 180^\circ - (A + B) \\ &= 180^\circ - (60^\circ + 42^\circ) \\ &= 78^\circ\end{aligned}$$

**NOTE** A triangle can have at most one obtuse angle, which, if present, must be opposite the longest side.

For angles the two angles opposite the longer sides must both be acute angles. (Example 2.)

(Example 3 is on the longest side.)

It is not an obtuse angle.

Therefore, we do not have a case 1.

$A = 180^\circ - 12^\circ = 168^\circ$

**EXAMPLE 2** The diagonals of a parallelogram are 21.2 centimeters and 35.4 centimeters and intersect at an angle of  $65.5^\circ$ . Find the length of the shorter side of the parallelogram.

**SOLUTION** A diagram of the parallelogram is shown in Figure 4. We used the variable  $x$  to represent the length of the shorter side. Note also that we labeled half of each diagonal with its length to give us the sides of a triangle. (Recall that the diagonals of a parallelogram bisect each other.)

$$\begin{aligned}x^2 &= (12.1)^2 + (17.7)^2 - 2(12.1)(17.7) \cos 65.5^\circ \\ x^2 &= 282.07 \\ x &= 16.8 \text{ cm} \quad \text{To three significant digits.}\end{aligned}$$

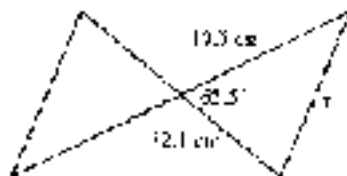


Figure 4

### Three Sides

To use the law of cosines to solve a triangle for which we are given all three sides, it is convenient to rewrite the equations with the cosine isolated on one side.

$$a^2 = b^2 + c^2 - 2bc \cos A$$

$$a^2 + 2bc \cos A = b^2 + c^2 \quad \text{Add } 2bc \cos A \text{ to both sides.}$$

$$2bc \cos A = b^2 + c^2 - a^2 \quad \text{Add } -a^2 \text{ to both sides.}$$

$$\cos A = \frac{b^2 + c^2 - a^2}{2bc} \quad \text{Divide both sides by } 2bc.$$



Here is an equivalent form of the law of cosines. The first formula is the one we just derived.

#### LAW OF COSINES (SAS)

Given triangle  $ABC$  shown in Figure 5:

$$\cos A = \frac{b^2 + c^2 - a^2}{2bc}$$

$$\cos B = \frac{a^2 + c^2 - b^2}{2ac}$$

$$\cos C = \frac{a^2 + b^2 - c^2}{2ab}$$

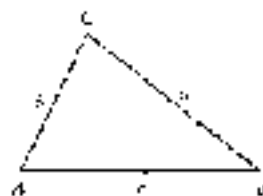


Figure 5

Now Work PROBLEM 17

**EXAMPLE 3** Solve triangle  $ABC$  if  $a = 34$  km,  $b = 20$  km, and  $c = 18$  km.

**SOLUTION** We will use the law of cosines to solve for one of the angles and then use the law of sines to find one of the remaining angles. Since there is never any confusion as to whether an angle is acute or obtuse if we have a cosine (the cosine of an obtuse angle is negative), it is best to solve for the largest angle first. Since the longest side is  $a$ , we solve for  $A$  first.

Angle  $A$

$$\begin{aligned}\cos A &= \frac{b^2 + c^2 - a^2}{2bc} \\ &= \frac{20^2 + 18^2 - 34^2}{(2)(20)(18)} \\ &= -0.6000\end{aligned}$$

$$\text{so } A = \cos^{-1}(-0.6000) = 127^\circ \quad \text{To the nearest degree.}$$

There are two ways to find angle  $C$ . We can use either the law of sines or the law of cosines.

Angle  $C$

Using the law of sines,

$$\sin C = \frac{c \sin A}{a} = \frac{18 \sin 127^\circ}{34}$$

$$\sin C \approx 0.4228$$

$$\text{so } C = \sin^{-1}(0.4228) \approx 25^\circ \quad \text{To the nearest degree.}$$

Using the law of cosines,

$$\cos C = \frac{a^2 + b^2 - c^2}{2ab} = \frac{34^2 + 20^2 - 18^2}{(2)(34)(20)}$$

$$\cos C \approx 0.9039$$

$$\text{so } C = \cos^{-1}(0.9039) \approx 25^\circ \quad \text{To the nearest degree.}$$

Angle  $B$

$$\begin{aligned}B &= 180^\circ - (A + C) \\ &= 180^\circ - (127^\circ + 25^\circ) \\ &= 28^\circ\end{aligned}$$



**EXAMPLE 4** A plane is flying with an airspeed of 185 miles per hour with heading  $120^\circ$ . The wind currents are blowing at a constant 32 miles per hour at  $165^\circ$  clockwise from due north. Find the true course and ground speed of the plane.

**SOLUTION** Figure 6 is a diagram of the situation with the vector  $\mathbf{V}$  representing the airspeed and direction of the plane and  $\mathbf{W}$  representing the speed and direction of the wind currents.

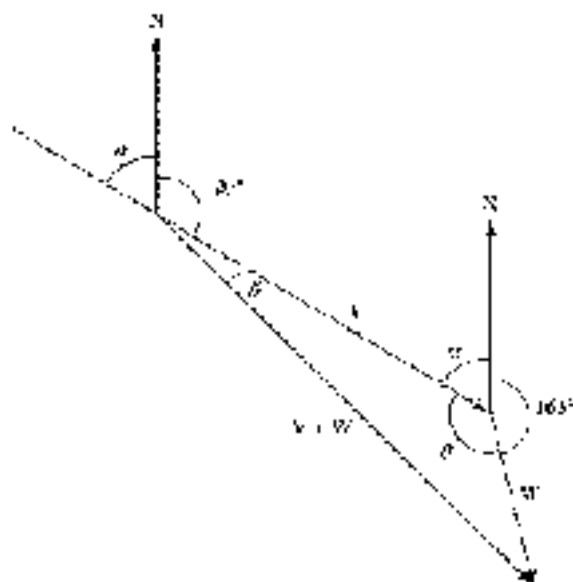


Figure 6

From Figure 6, we see that

$$\alpha = 180^\circ - 120^\circ = 60^\circ$$

and

$$\theta = 165^\circ - (\alpha + 165^\circ) = 135^\circ$$

We now have the case SAS. The magnitude of  $\mathbf{V} + \mathbf{W}$  can be found from the law of cosines:

$$\begin{aligned} |\mathbf{V} + \mathbf{W}|^2 &= |\mathbf{V}|^2 + |\mathbf{W}|^2 - 2|\mathbf{V}||\mathbf{W}|\cos\theta \\ &= 185^2 + 32^2 - 2(185)(32)\cos 135^\circ \\ &= 43323 \end{aligned}$$

$$\text{so } |\mathbf{V} + \mathbf{W}| = 210 \text{ mph (to two significant digits)}$$

To find the direction of  $\mathbf{V} + \mathbf{W}$ , we first find  $\beta$  using the law of sines:

$$\begin{aligned} \frac{\sin\beta}{32} &= \frac{\sin\theta}{210} \\ \sin\beta &= \frac{32\sin 135^\circ}{210} \\ &= 0.1077 \end{aligned}$$

$$\text{so } \beta = \sin^{-1}(0.1077) \approx 6^\circ \quad \text{To the nearest degree.}$$

The true course is  $30^\circ - \beta \approx 12^\circ - 6^\circ = 6^\circ$ . The speed of the plane with respect to the ground is 210 mph. ■





### GETTING READY FOR CLASS

After reading through the preceding section, respond in your own words and in complete sentences.

- State the law of cosines.
- From what other formula or theorem is the law of cosines derived?
- What information must we be given in order to use the law of cosines to solve triangles?
- State the form of the law of cosines used to solve a triangle for which all three sides are given (SSS).

### PROBLEM SET 7.3

Each of the following problems refers to triangle  $ABC$ .

- If  $a = 170$  inches,  $b = 60$  inches, and  $C = 63^\circ$ , find  $c$ .
- If  $a = 120$  inches,  $b = 60$  inches, and  $C = 120^\circ$ , find  $c$ .
- If  $a = 27$  yd,  $b = 24$  yd, and  $c = 25$  yd, find the largest angle.
- If  $a = 7$  yd,  $b = 14$  yd, and  $c = 17$  yd, find the largest angle.
- If  $b = 4.2$  m,  $c = 6.8$  m, and  $A = 116^\circ$ , find  $a$ .
- If  $a = 3.7$  m,  $c = 6.4$  m, and  $B = 23^\circ$ , find  $b$ .
- If  $a = 38$  cm,  $b = 19$  cm, and  $c = 31$  cm, find the largest angle.
- If  $a = 51$  cm,  $b = 24$  cm, and  $c = 37$  cm, find the largest angle.

Solve each of the following triangles.

- $a = 442$  m,  $c = 342$  m,  $B = 151.5^\circ$
- $a = 76.3$  m,  $c = 42.8$  m,  $B = 16.3^\circ$
- $a = 0.68$  yd,  $b = 2.69$  yd,  $c = 0.75$  yd
- $a = 45$  yd,  $b = 75$  yd,  $c = 69$  yd
- $b = 0.925$  km,  $c = 0.987$  km,  $A = 43^\circ 29'$
- $b = 67.7$  km,  $c = 75.3$  km,  $A = 12^\circ 40'$
- $a = 4.38$  ft,  $b = 3.79$  ft,  $c = 5.22$  ft
- $a = 832$  ft,  $b = 523$  ft,  $c = 315$  ft
- Use the law of cosines to show that, if  $A = 90^\circ$ , then  $a^2 = b^2 + c^2$ .
- Use the law of cosines to show that, if  $a^2 = b^2 + c^2$ , then  $A = 90^\circ$ .
- Geometry** The diagonals of a parallelogram are 56 inches and 34 inches and intersect at an angle of  $125^\circ$ . Find the length of the shorter side.
- Geometry** The diagonals of a parallelogram are 14 meters and 16 meters and intersect at an angle of  $67^\circ$ . Find the length of the longer side.
- Distance Between Two Planes** Two planes leave an airport at the same time. Their speeds are 150 miles per hour and 130 miles per hour, and the angle between their courses is  $76^\circ$ . How far apart are they after 1.5 hours?
- Distance Between Two Ships** Two ships leave a harbor entrance at the same time. The first ship is travelling at a constant 18 miles per hour, while the second is travelling at a constant 25 miles per hour. If the angle between their courses is  $123^\circ$ , how far apart are they after 2 hours?

11. For Problems 23 through 28, use your knowledge of bearings, heading, and true course to sketch a diagram that will help you solve each problem.
23. **Heading and Distance** Two planes take off at the same time from an airport. The first plane is flying at 346 miles per hour on a course of  $135.0^\circ$ . The second plane is flying in the direction  $175.0^\circ$  at 377 miles per hour. Assuming there are no wind currents blowing, how far apart are they after 2 hours?
24. **Bearing and Distance** Two skis leave the hilltop at the same time. One skier is traveling at 14 miles per hour on a course with a bearing of  $S 15^\circ W$ , while the other is traveling at 12 miles per hour on a course with a bearing of  $N 75^\circ E$ . How far apart are they after 3 hours?
25. **True Course and Speed** A plane is flying with an airspeed of 100 miles per hour and heading of  $150^\circ$ . The wind currents are coming at 35 miles per hour at  $365^\circ$  measured from true north. Use vectors to find the true course and ground speed of the plane.
26. **True Course and Speed** A plane is flying with an airspeed of 214 miles per hour with heading  $272.7^\circ$ . The wind currents are coming at a constant 43.7 miles per hour in the direction  $362.6^\circ$ . Find the ground speed and true course of the plane.
27. **Speed and Direction** A plane has an airspeed of 195 miles per hour and a heading of  $50.0^\circ$ . The ground speed of the plane is 207 miles per hour, and its true course is in the direction of  $34.0^\circ$ . Find the speed and direction of the air currents, assuming they are constants.
28. **Speed and Direction** The airspeed and heading of a plane are 140 miles per hour and  $130^\circ$ , respectively. If the ground speed of the plane is 135 miles per hour and its true course is  $137^\circ$ , find the speed and direction of the wind currents, assuming they are constants.
29. Problems 29 and 30 refer to Figure 7, which is a diagram of the YAGUI Mariota bike frame. The frame can be approximated as two triangles that have the seat tube as a common side.

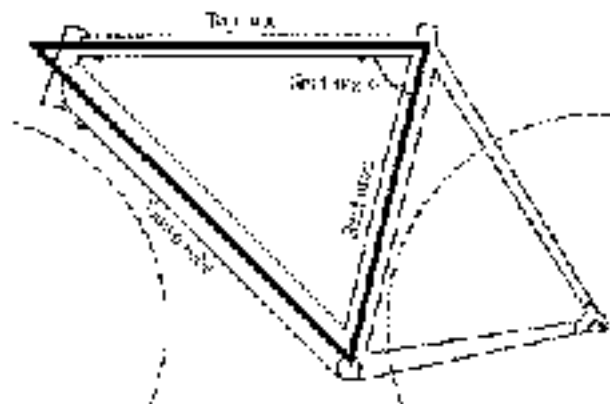


Figure 7

29. **Bike Frame Geometry** The 47-centimeter Mariota frame has a top tube length of 47.0 centimeters, a seat tube length of 47.5 centimeters, and a seat angle of  $78.0^\circ$ . Find the length of the down tube.



- 30. Bike Frame Geometry** The 50-centimeter Mariposa frame has a top tube length of 52.0 centimeters, a seat tube length of 50.5 centimeters, and a seat angle of  $78.0^\circ$ . Find the length of the down tube.



Problems 31 and 32 refer to Figure 8, which is a diagram of the Colnago Dream Plus bike frame. The frame can be approximated as two triangles that have the seat tube as a common side.

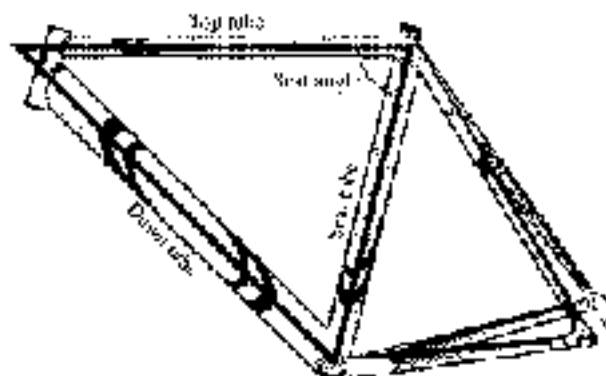


Figure 8

- 31. Bike Frame Geometry** The 50-centimeter Colnago frame has a top tube length of 52.3 centimeters, a seat tube length of 48.0 centimeters, and a seat angle of  $75.0^\circ$ . Find the length of the down tube and the angle between the seat tube and the down tube.
- 32. Bike Frame Geometry** The 50-centimeter Colnago frame has a top tube length of 56.9 centimeters, a seat tube length of 57.0 centimeters, and a seat angle of  $73.0^\circ$ . Find the length of the down tube and the angle between the seat tube and the down tube.

#### REVIEW PROBLEMS

The problems that follow review material we covered in Section 6.2.

Find all solutions in radians using exact values only.

33.  $\sin 3x = 1/2$

34.  $\cos 4x = 0$

35.  $\tan^2 3x = 1$

36.  $\tan^2 6x = 1$

Find all degree solutions.

37.  $2 \cos^2 3\theta - 5 \cos 3\theta + 4 = 0$

38.  $3 \sin^2 2\theta - 2 \sin 2\theta + 5 = 0$

39.  $\sin 4\theta \cos 2\theta + \cos 4\theta \sin 2\theta = 1$

40.  $\cos 3\theta \cos 2\theta - \sin 3\theta \sin 2\theta = 1$

Solve each equation for  $\theta$  if  $0^\circ \leq \theta < 360^\circ$ .

41.  $\sin \theta + \cos \theta = 1$

42.  $\sin \theta - \cos \theta = 0$

## SECTION 7.4 THE AREA OF A TRIANGLE

In this section, we will derive three formulas for the area  $S$  of a triangle. We will start by deriving the formula used to find the area of a triangle for which two sides and the included angle are given.

## Two Sides and the Included Angle

Under the last first heading, we begin with the general formula for the area of a triangle:

$$S = \frac{1}{2}(\text{base})(\text{height})$$

The base of triangle  $ABC$  in Figure 1 is  $c$  and the height is  $h$ . So the formula for  $S$  becomes, in this case,

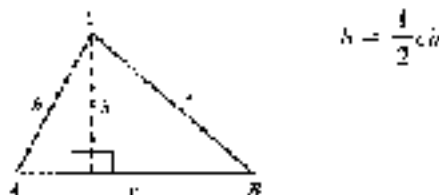


Figure 1

$$S = \frac{1}{2}ch$$

Suppose that, for triangle  $ABC$ , we are given the lengths of sides  $b$  and  $c$  and the measure of angle  $A$ . Then we can write  $\sin A$  as

$$\sin A = \frac{h}{b}$$

or, by solving for  $h$ ,

$$h = b \sin A$$

Substituting this expression for  $h$  into the formula

$$S = \frac{1}{2}ch$$

we have

$$S = \frac{1}{2}bc \sin A$$

Applying the same kind of reasoning to the heights drawn from  $A$  and  $B$ , we also have the following.

## AREA OF A TRIANGLE (SAS)

$$S = \frac{1}{2}bc \sin A \quad S = \frac{1}{2}ac \sin B \quad S = \frac{1}{2}ab \sin C$$

Each of these three formulas indicates that to find the area of a triangle for which we are given two sides and the angle included between them, we multiply half the product of the two sides by the sine of the angle included between them.



**EXAMPLE 1** Find the area of triangle ABC if  $A = 35.1^\circ$ ,  $b = 2.43$  cm, and  $c = 3.57$  cm.

**SOLUTION** Applying the first formula we derive, we have

$$\begin{aligned} S &= \frac{1}{2}bc \sin A \\ &= \frac{1}{2}(2.43)(3.57) \sin 35.1^\circ \\ &\approx 0.69 \text{ cm}^2 \quad \text{To three significant digits} \end{aligned}$$

## Two Angles and One Side

The next area formula we will derive is used to find the area of triangles for which we are given two angles and one side.

Suppose we were given angles  $A$  and  $B$  and side  $a$  in triangle ABC in Figure 1. We could easily solve for  $C$  by subtracting the sum of  $A$  and  $B$  from  $180^\circ$ .

To find side  $b$ , we use the law of sines:

$$\frac{a}{\sin A} = \frac{b}{\sin B}$$

Solving this equation for  $b$  would give us

$$b = \frac{a \sin B}{\sin A}$$

Substituting this expression for  $b$  into the formula

$$S = \frac{1}{2}ab \sin C$$

we have

$$\begin{aligned} S &= \frac{1}{2}a \left( \frac{a \sin B}{\sin A} \right) \sin C \\ &= \frac{a^2 \sin B \sin C}{2 \sin A} \end{aligned}$$

A similar sequence of steps can be used to derive the following. The formula we use depends on the side we are given.

### AREA OF A TRIANGLE (AAS)

$$S = \frac{a^2 \sin B \sin C}{2 \sin A} \quad S = \frac{b^2 \sin A \sin C}{2 \sin B} \quad S = \frac{c^2 \sin A \sin B}{2 \sin C}$$

**EXAMPLE 2** Find the area of triangle ABC given  $A = 24^\circ 10'$ ,  $B = 120^\circ 40'$ , and  $a = 4.25$  ft.

**SOLUTION** We begin by finding  $C$ .

$$\begin{aligned} C &= 180^\circ - (24^\circ 10' + 120^\circ 40') \\ &= 35^\circ 10' \end{aligned}$$

Now, applying the formula

$$S = \frac{a^2 \sin B \sin C}{2 \sin A}$$

with  $a = 4.25$ ,  $A = 24^\circ 10'$ ,  $B = 120^\circ 10'$ , and  $C = 35^\circ 10'$ , we have

$$\begin{aligned} S &= \frac{(4.25)^2 \sin 120^\circ 10' (\sin 35^\circ 10')}{2 \sin 24^\circ 10'} \\ &= \frac{(4.25)^2 (0.8661)(0.5760)}{2(0.4094)} \\ &= 10.9 \text{ ft}^2 \quad \text{to three significant digits} \end{aligned}$$

### Three Sides

The last area formula we will discuss is called *Heron's formula*. It is used to find the area of a triangle in which all three sides are known. Heron's formula is attributed to Heron of Alexandria, a geometer of the first century A.D. Heron proved his formula in Book I of his work *Mechanics*.

#### AREA OF A TRIANGLE (3668)

Given a triangle with sides of length  $a$ ,  $b$ , and  $c$ , the *semiperimeter* of the triangle is defined as

$$s = \frac{1}{2}(a + b + c)$$

and the area of the triangle is given by

$$S = \sqrt{s(s-a)(s-b)(s-c)}$$

The semiperimeter is simply half the perimeter of the triangle.

#### PROOF

We begin our proof by squaring both sides of the formula

$$S = \frac{1}{2} ab \sin C$$

to obtain

$$4S^2 = a^2 b^2 \sin^2 C$$

Next, we multiply both sides of the equation by  $4c^2 b^2$  to isolate  $\sin^2 C$  on the right side.

$$\frac{4S^2}{a^2 c^2} = \sin^2 C$$



Heron of Alexandria

The photo is courtesy of the American Museum of Natural History.



Replacing  $\sin^2 C$  with  $1 - \cos^2 C$  and then factoring as the difference of two squares, we have

$$\begin{aligned}\frac{c^2}{a^2 b^2} &= 1 - \cos^2 C \\ &= (1 + \cos C)(1 - \cos C)\end{aligned}$$

From the law of cosines we know that  $\cos C = (a^2 + b^2 - c^2)/2ab$ .

$$\begin{aligned}&= \left[ 1 + \frac{a^2 + b^2 - c^2}{2ab} \right] \left[ 1 - \frac{a^2 + b^2 - c^2}{2ab} \right] \\ &= \left[ \frac{2ab + a^2 + b^2 - c^2}{2ab} \right] \left[ \frac{2ab - a^2 - b^2 + c^2}{2ab} \right] \\ &= \left[ \frac{(a+b)^2 - c^2}{2ab} \right] \left[ \frac{c^2 - (a-b)^2}{2ab} \right] \\ &= \left[ \frac{(a+b+c)(a+b-c)}{2ab} \right] \left[ \frac{c^2 - (a-b)^2}{2ab} \right]\end{aligned}$$

Now we factor each numerator as the difference of two squares and multiply the denominators.

$$= \frac{[(a+b+c)(a+b-c)](c+a-b)(c-a-b)}{4a^2 b^2}$$

Now, because  $a + b + c = 2s$ , it is also true that

$$\begin{aligned}a + b + c - a &= b + c = 2s - 2a \\ a + b + c - b &= a + c = 2s - 2b \\ a + b + c - c &= a + b = 2s - 2c\end{aligned}$$

Substituting these expressions into our last equation, we have

$$= \frac{2s(2s - 2a)(2s - 2b)(2s - 2c)}{4a^2 b^2}$$

Factoring out  $a^2$  from each term in the numerator and showing the  $4a^2 b^2$  in our equation along with the right side, we have

$$\frac{4s^2}{a^2 b^2} = \frac{16s(s-a)(s-b)(s-c)}{4a^2 b^2}$$

Multiplying both sides by  $a^2 b^2/4$ , we have

$$S^2 = s(s-a)(s-b)(s-c)$$

Taking the square root of both sides of the equation, we have Heron's formula

$$S = \sqrt{s(s-a)(s-b)(s-c)} \quad \blacksquare$$

**EXAMPLE 3** Find the area of triangle  $ABC$  if  $a = 12$  m,  $b = 14$  m, and  $c = 8.0$  m.

**SOLUTION** We begin by calculating the formula for  $s$ , half the perimeter of  $ABC$ :

$$s = \frac{1}{2}(12 + 14 + 8) = 17$$

Substituting this value of  $s$  into Heron's formula along with the given values of  $a$ ,  $b$ , and  $c$ , we have

$$\begin{aligned} S &= \sqrt{17(17-12)(17-14)(17-8)} \\ &= \sqrt{17(5)(3)(9)} \\ &= \sqrt{2295} \\ &= 48 \text{ m}^2 \quad \text{to two significant digits} \end{aligned}$$

### GETTING READY FOR CLASS

After reading through the preceding section, respond in your own words and in complete sentences.

- State the formula for the area of a triangle given two sides and the included angle.
- State the formula for the area of a triangle given two angles and one side.
- State the formula for the area of a triangle given all three sides.
- What is the name given to this last formula?

### PROBLEM SET 7.4

Use all the following problems unless otherwise specified. In each case, find the area of the triangle. Round to three significant digits.

- $a = 50 \text{ cm}$ ,  $b = 40 \text{ cm}$ ,  $C = 60^\circ$
- $a = 10 \text{ m}$ ,  $b = 12 \text{ m}$ ,  $C = 70^\circ$
- $a = 41.5 \text{ m}$ ,  $c = 34.2 \text{ m}$ ,  $B = 15.5^\circ$
- $a = 26.5 \text{ m}$ ,  $c = 43.2 \text{ m}$ ,  $B = 16.1^\circ$
- $b = 9.3 \text{ km}$ ,  $c = 11.8 \text{ km}$ ,  $A = 43^\circ 2'$
- $b = 53.4 \text{ km}$ ,  $c = 75.2 \text{ km}$ ,  $A = 124^\circ 40'$
- $A = 40^\circ$ ,  $B = 95^\circ$ ,  $c = 6.9 \text{ m}$
- $B = 57^\circ$ ,  $C = 31^\circ$ ,  $a = 7.5 \text{ m}$
- $A = 42.5^\circ$ ,  $B = 71.4^\circ$ ,  $a = 210 \text{ inches}$
- $A = 110.4^\circ$ ,  $C = 21.8^\circ$ ,  $c = 340 \text{ inches}$
- $A = 42^\circ 30'$ ,  $C = 120^\circ 30'$ ,  $a = 3.45 \text{ ft}$
- $B = 14^\circ 20'$ ,  $C = 75^\circ 40'$ ,  $b = 2.72 \text{ ft}$
- $a = 44 \text{ inches}$ ,  $b = 65 \text{ inches}$ ,  $c = 88 \text{ inches}$
- $a = 23 \text{ inches}$ ,  $b = 34 \text{ inches}$ ,  $c = 45 \text{ inches}$
- $a = 4.8 \text{ yd}$ ,  $b = 5.3 \text{ yd}$ ,  $c = 7.5 \text{ yd}$
- $a = 48 \text{ yd}$ ,  $b = 75 \text{ yd}$ ,  $c = 63 \text{ yd}$
- $a = 4.36 \text{ ft}$ ,  $b = 3.79 \text{ ft}$ ,  $c = 5.22 \text{ ft}$
- $a = 5.22 \text{ ft}$ ,  $b = 6.23 \text{ ft}$ ,  $c = 3.45 \text{ ft}$
- Geometry and Area** Find the area of a parallelogram if the angle between two of the sides is  $120^\circ$  and the two sides are 15 inches and 12 inches in length.
- Geometry and Area** Find the area of a parallelogram if the two sides measure 24.1 inches and 31.4 inches and the shorter diagonal is 32.4 inches.





21. **Geometry and Area** The area of a triangle is 45 square centimeters. Find the length of the side included between the angles  $A = 30^\circ$  and  $B = 50^\circ$ .
22. **Geometry and Area** The area of a triangle is 80 square inches. Find the length of the side included between  $A = 25^\circ$  and  $C = 110^\circ$ .

#### REVIEW PROBLEMS

The problems that follow review material we covered in Section 5.4.

Eliminate the parameter  $t$  and graph the resulting equation.

23.  $x = \cos t, y = \sin t$

24.  $x = \cos t, y = -\sin t$

25.  $x = 3 + 2 \sin t, y = 1 - 2 \cos t$

26.  $x = \cos t - 3, y = \sin t + 5$

Eliminate the parameter  $t$ , but do not graph.

27.  $x = 2 \tan t, y = 3 \sec t$

28.  $x = 4 \cot t, y = 2 \csc t$

29.  $x = \sin t, y = \cos 2t$

30.  $x = \cos t, y = \tan 2t$

## SECTION 7.5 VECTORS: AN ALGEBRAIC APPROACH



Hermann Grassmann

Image of Hermann Grassmann courtesy of Wikimedia Commons

In this section, we will take a general look at vectors, this time from an algebraic point of view. Much of the credit for this treatment of vectors is attributed to both Irish mathematician William Rowan Hamilton (1805–1865) and German mathematician Hermann Grassmann (1809–1877). Grassmann is famous for his book *Ausdehnungslehre (The Calculus of Extension)*, which was first published in 1844. However, it wasn't until 60 years later that this work was fully accepted or the significance realized, when Albert Einstein used it in his theory of relativity.

### Standard Position

As we mentioned in Section 2.5, a vector is in *standard position* when it is placed on a Cartesian system so that its tail is located at the origin. If the tip of the vector corresponds to the point  $(a, b)$ , then the coordinates of this point provide an algebraic representation for the vector. That is, the point  $(a, b)$  determines both the length of the vector and its direction, as shown in Figure 1.




Figure 1

To avoid confusion between the point  $(a, b)$  and the vector, which is the ray extending from the origin to the point, we will denote the vector as  $\mathbf{V} = \langle a, b \rangle$ . We refer to this notation as *component form*. The horizontal  $a$  is called the *horizontal component* of  $\mathbf{V}$ , and the vertical  $b$  is called the *vertical component* of  $\mathbf{V}$ .

## Magnitude

As you know from Section 7.3, the magnitude of a vector is its length. Referring to Figure 1, we can find the magnitude of the vector  $\mathbf{V} = \langle a, b \rangle$  using the Pythagorean Theorem:

$$|\mathbf{V}| = \sqrt{a^2 + b^2}$$

**EXAMPLE 1** Draw the vector  $\mathbf{V} = \langle 3, -4 \rangle$  in standard position and find its magnitude.

**SOLUTION** We draw the vector by sketching an arrow from the origin  $\mathbf{v}$  (the point  $(0, 0)$ ) as shown in Figure 2. To find the magnitude of  $\mathbf{V}$ , we find the positive square root of the sum of the squares of the horizontal and vertical components.

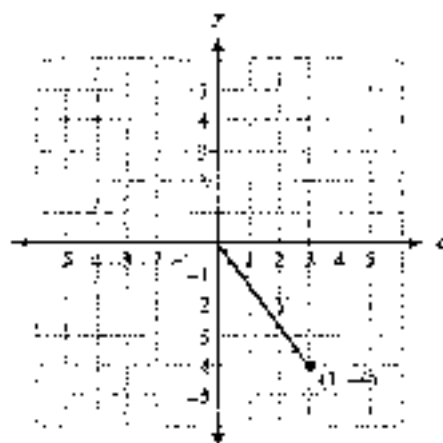


Figure 2

$$\begin{aligned} |\mathbf{V}| &= \sqrt{3^2 + (-4)^2} \\ &= \sqrt{9 + 16} \\ &= \sqrt{25} \\ &= 5 \end{aligned}$$

## Addition and Subtraction with Algebraic Vectors

Adding and subtracting vectors written in component form is simply a matter of adding (or subtracting) the horizontal components and adding (or subtracting) the vertical components. Figure 3 shows the vector sum of vectors  $\mathbf{U} = \langle 6, 2 \rangle$  and  $\mathbf{V} = \langle -3, 5 \rangle$ .

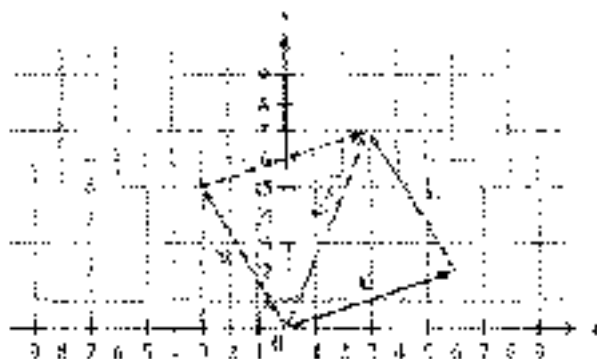


Figure 3



By simply counting squares on the grid you can convince yourself that the sum can be obtained by adding horizontal components and adding vertical components. That is,

$$\begin{aligned} \mathbf{U} + \mathbf{V} &= (6, 2) + (-3, 5) \\ &= (6 + (-3), 2 + 5) \\ &= (3, 7) \end{aligned}$$

Figure 4 shows the difference of vectors  $\mathbf{U}$  and  $\mathbf{V}$ . As the diagram in Figure 4 indicates, subtraction of algebraic vectors can be accomplished by subtracting corresponding components. That is,

$$\begin{aligned} \mathbf{U} - \mathbf{V} &= (6, 2) - (-3, 5) \\ &= (6 - (-3), 2 - 5) \\ &= (9, -3) \end{aligned}$$

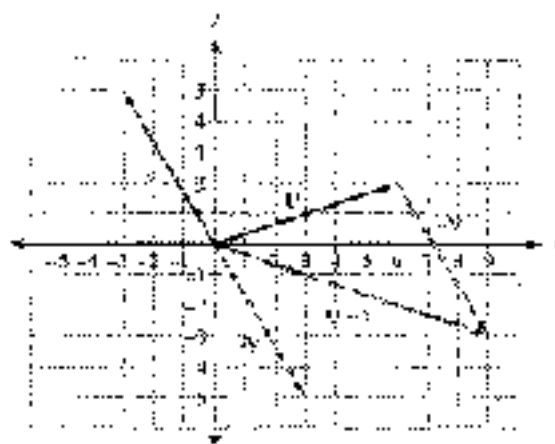


Figure 4

## Scalar Multiplication

To multiply a vector in component form by a scalar (real number), we multiply each component of the vector by the scalar. Figure 5 shows the vector  $\mathbf{V} = (2, 3)$  and the vector  $3\mathbf{V}$ . As you can see,

$$\begin{aligned} 3\mathbf{V} &= 3(2, 3) \\ &= (3 \cdot 2, 3 \cdot 3) \\ &= (6, 9) \end{aligned}$$

Notice that the vector  $3\mathbf{V}$  has the same direction as  $\mathbf{V}$  but is three times as long. Multiplying a vector by a positive scalar will preserve the direction of the vector but change its length (assuming the scalar is not equal to 1). Multiplying a vector by a negative scalar will result in a vector with the opposite direction and different length (assuming the scalar is not equal to  $-1$ ).

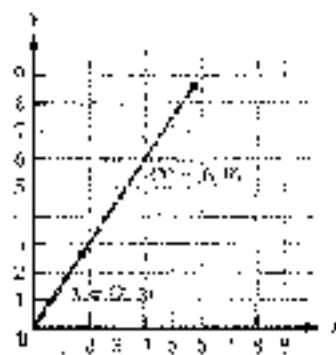


Figure 5

**EXAMPLE 2** If  $U = (5, -3)$  and  $V = (-6, 4)$ , find:

- $U - V$
- $4U - 5V$

**SOLUTION**

$$\begin{aligned} \text{a. } U - V &= (5, -3) - (-6, 4) \\ &= (5 - 6, -3 - 4) \\ &= (-1, -7) \end{aligned}$$

$$\begin{aligned} \text{b. } 4U - 5V &= 4(5, -3) - 5(-6, 4) \\ &= (20, -12) + (30, -20) \\ &= (20 + 30, -12 - 20) \\ &= (50, -32) \end{aligned}$$

### Component Vector Form

Another way to represent a vector algebraically is to express the vector as the sum of a horizontal vector and a vertical vector. As we mentioned in Section 2.5, any vector  $\mathbf{V}$  can be written in terms of its horizontal and vertical component vectors,  $\mathbf{V}_H$  and  $\mathbf{V}_V$ , respectively. To do this, we need to define two special vectors.

**DEFINITION**

The vector that extends from the origin to the point  $(1, 0)$  is called the *unit horizontal vector* and is denoted by  $\mathbf{i}$ . The vector that extends from the origin to the point  $(0, 1)$  is called the *unit vertical vector* and is denoted by  $\mathbf{j}$ . Figure 6 shows the vectors  $\mathbf{i}$  and  $\mathbf{j}$ .



Figure 6

Note: A *unit vector* is any vector whose magnitude is 1. Using our previous component notation, we would write  $\mathbf{i} = (1, 0)$  and  $\mathbf{j} = (0, 1)$ .

**EXAMPLE 3** Write the vector  $\mathbf{V} = (3, 4)$  in terms of the unit vectors  $\mathbf{i}$  and  $\mathbf{j}$ .

**SOLUTION** From the origin, we must go three units in the positive  $x$ -direction, and then four units in the positive  $y$ -direction, to locate the terminal point of  $\mathbf{V}$  at  $(3, 4)$ . Because  $\mathbf{i}$  is a vector of length 1 in the positive  $x$ -direction,  $3\mathbf{i}$  will be a vector of length 3 in that same direction. Likewise,  $4\mathbf{j}$  will be a vector of length 4 in the positive  $y$ -direction. As shown in Figure 7,  $\mathbf{V}$  is the sum of vectors  $3\mathbf{i}$  and  $4\mathbf{j}$ .

Therefore, we can write  $\mathbf{V}$  in terms of the unit vectors  $\mathbf{i}$  and  $\mathbf{j}$  as

$$\mathbf{V} = 3\mathbf{i} + 4\mathbf{j}$$




Figure 7



In Example 3, the vector  $3\mathbf{i}$  is the *horizontal vector component* of  $\mathbf{V}$ , which we have previously referred to as  $V_x$ . Likewise,  $4\mathbf{j}$  is the *vertical vector component* of  $\mathbf{V}$ , previously referred to as  $V_y$ . Notice that the coefficients of these vectors are simply the coordinates of the terminal point of  $\mathbf{V}$ . That is,

$$\mathbf{V} = \langle 3, 4 \rangle = 3\mathbf{i} + 4\mathbf{j}$$

We refer to the notation  $\mathbf{V} = 3\mathbf{i} + 4\mathbf{j}$  as *vector component form*.

Every vector  $\mathbf{V}$  can be written in terms of horizontal and vertical components and the unit vectors  $\mathbf{i}$  and  $\mathbf{j}$ , as Figure 8 illustrates.

Here is a summary of the information we have developed to this point:

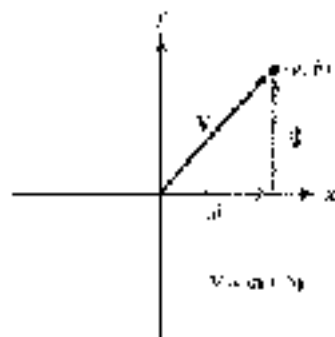


Figure 8

#### DEFINITION: VECTOR COMPONENTS

If  $\mathbf{i}$  is the unit vector from  $(0, 0)$  to  $(1, 0)$ , and  $\mathbf{j}$  is the unit vector from  $(0, 0)$  to  $(0, 1)$ , then any vector  $\mathbf{V}$  can be written as

$$\mathbf{V} = a\mathbf{i} + b\mathbf{j} = \langle a, b \rangle$$

where  $a$  and  $b$  are real numbers. The magnitude of  $\mathbf{V}$  is

$$|\mathbf{V}| = \sqrt{a^2 + b^2}$$

**EXAMPLE 4** Vector  $\mathbf{V}$  has its tail at the origin and makes an angle of  $45^\circ$  with the positive  $x$ -axis. Its magnitude is 12. Write  $\mathbf{V}$  in terms of the unit vectors  $\mathbf{i}$  and  $\mathbf{j}$ .

**SOLUTION** Figure 9 is a diagram of  $\mathbf{V}$ . The horizontal and vertical components of  $\mathbf{V}$  are  $a$  and  $b$ , respectively.

We find  $a$  and  $b$  using right-triangle trigonometry.

$$a = 12 \cos 45^\circ = 9\sqrt{2}$$

$$b = 12 \sin 45^\circ = 9\sqrt{2}$$

Writing  $\mathbf{V}$  in terms of the unit vectors  $\mathbf{i}$  and  $\mathbf{j}$  we have

$$\mathbf{V} = 9\sqrt{2}\mathbf{i} + 9\sqrt{2}\mathbf{j}$$

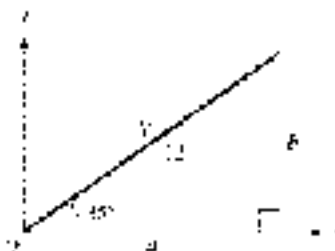


Figure 9

Working with vectors in vector component form  $(a_1\mathbf{i} + b_1\mathbf{j})$  is no different from working with them in component form  $(a_1, b_1)$ , as illustrated in the next example.

**EXAMPLE 4** Let  $\mathbf{U} = 5\mathbf{i} - 3\mathbf{j}$  and  $\mathbf{V} = -6\mathbf{i} + 4\mathbf{j}$  and

- $\mathbf{U} + \mathbf{V}$
- $4\mathbf{U} - 5\mathbf{V}$

**SOLUTION**

- $$\begin{aligned}\mathbf{U} + \mathbf{V} &= (5\mathbf{i} - 3\mathbf{j}) + (-6\mathbf{i} + 4\mathbf{j}) \\ &= (5 - 6)\mathbf{i} + (-3 + 4)\mathbf{j} \\ &= -\mathbf{i} + \mathbf{j}\end{aligned}$$
- $$\begin{aligned}4\mathbf{U} - 5\mathbf{V} &= 4(5\mathbf{i} - 3\mathbf{j}) - 5(-6\mathbf{i} + 4\mathbf{j}) \\ &= (20\mathbf{i} - 12\mathbf{j}) + (30\mathbf{i} - 20\mathbf{j}) \\ &= (20 + 30)\mathbf{i} + (-12 - 20)\mathbf{j} \\ &= 50\mathbf{i} - 32\mathbf{j}\end{aligned}$$

Notice that these results are equivalent to those of Example 3. ■

As an application of algebraic vectors, let's return to one of the static equilibrium problems we solved in Section 2.5.

**EXAMPLE 5** Danny is 5 years old and weighs 42 pounds. He is sitting on a swing when his sister Stacy pulls him and the swing back horizontally through an angle of  $30^\circ$  and then stops. Find the tension in the ropes of the swing and the magnitude of the force exerted by Stacy. (Figure 14 is a diagram of the situation.)



Figure 14

**SOLUTION** When we solved this problem in Section 2.5, we noted that there are three forces acting on Danny (and the swing), which we have labeled  $\mathbf{W}$ ,  $\mathbf{H}$ , and  $\mathbf{T}$ . Recall that the vector  $\mathbf{W}$  is due to the force of gravity; its magnitude is  $|\mathbf{W}| = 42$  lb, and its direction is straight down. The vector  $\mathbf{H}$  represents the force with which Stacy is pulling Danny horizontally, and  $\mathbf{T}$  is the force acting on Danny in the direction of the ropes.

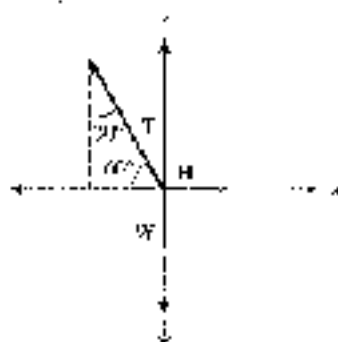


Figure 11

If we place the original two-dimensional system on the point at which the tails of the three vectors intersect, we can write each vector in terms of its magnitude and the unit vectors  $\mathbf{i}$  and  $\mathbf{j}$ . The coordinate system is shown in Figure 11. The direction along which  $\mathbf{H}$  acts is in the positive  $x$ -direction, so we can write

$$\mathbf{H} = |\mathbf{H}|\mathbf{i}$$

Likewise, the weight vector  $\mathbf{W}$  is straight down, so we can write

$$\mathbf{W} = -|\mathbf{W}|\mathbf{j} = -42\mathbf{j}$$

Using right-triangle trigonometry, we write  $\mathbf{T}$  in terms of its horizontal and vertical components:

$$\mathbf{T} = -|T|\cos 60^\circ\mathbf{i} + |T|\sin 60^\circ\mathbf{j}$$

Because Dentry and the swing are at rest, we have static equilibrium. Therefore, the sum of the vectors is 0.

$$\begin{aligned}\mathbf{T} + \mathbf{H} + \mathbf{W} &= \mathbf{0} \\ -|T|\cos 60^\circ\mathbf{i} + |T|\sin 60^\circ\mathbf{j} + |\mathbf{H}|\mathbf{i} + (-42)\mathbf{j} &= \mathbf{0}\end{aligned}$$

Collecting all the  $\mathbf{i}$  components and all the  $\mathbf{j}$  components together, we have

$$(-|T|\cos 60^\circ + |\mathbf{H}|)\mathbf{i} + (|T|\sin 60^\circ - 42)\mathbf{j} = \mathbf{0}$$

The only way this can happen is if both components are 0. Setting the coefficient of  $\mathbf{j}$  to 0, we have

$$\begin{aligned}|T|\sin 60^\circ - 42 &= 0 \\ |T| &= \frac{42}{\sin 60^\circ} \\ &\approx 48 \text{ lb} \quad \text{To two significant digits}\end{aligned}$$

Setting the coefficient of  $\mathbf{i}$  to 0, and then substituting 48 for  $|T|$ , we have

$$\begin{aligned}-|T|\cos 60^\circ + |\mathbf{H}| &= 0 \\ -48\cos 60^\circ + |\mathbf{H}| &= 0 \\ |\mathbf{H}| &= 48\cos 60^\circ \\ &= 24 \text{ lb}\end{aligned}$$

### GETTING READY FOR CLASS

After reading through the preceding section, respond in your own words and then complete these tasks.

- How can we algebraically represent a vector that is in standard position?
- Explain how to add or subtract two vectors in component form.
- What is a scalar and how is it used in our study of vectors?
- State the definitions for the unit horizontal vector and the unit vertical vector.

## PROBLEM SET 7.5

Draw the vector  $V$  that goes from the origin to the given point. Then write  $V$  in component form  $\langle a, b \rangle$ .

- |               |               |
|---------------|---------------|
| 1. $(4, 1)$   | 3. $(1, 4)$   |
| 2. $(-5, 2)$  | 4. $(-2, 5)$  |
| 5. $(3, -2)$  | 6. $(5, -5)$  |
| 7. $(-6, -4)$ | 8. $(-4, -6)$ |

Draw the vector  $V$  that goes from the origin to the given point. Then write  $V$  in terms of the unit vectors  $i$  and  $j$ .

- |                |                |
|----------------|----------------|
| 9. $(2, 5)$    | 10. $(3, 2)$   |
| 11. $(-3, 5)$  | 12. $(-5, 3)$  |
| 13. $(4, -5)$  | 14. $(5, -4)$  |
| 15. $(-1, -5)$ | 16. $(-5, -1)$ |

Find the magnitude of each of the following vectors.

- |                              |                              |
|------------------------------|------------------------------|
| 17. $\langle -5, 6 \rangle$  | 18. $\langle -1, 7 \rangle$  |
| 19. $\langle 2, 0 \rangle$   | 20. $\langle 0, 5 \rangle$   |
| 21. $\langle -2, -8 \rangle$ | 22. $\langle -8, -3 \rangle$ |
| 23. $V = 3i - 4j$            | 24. $V = 5i + 8j$            |
| 25. $U = 5i - 12j$           | 26. $U = 20i - 21j$          |
| 27. $W = i + 2j$             | 28. $W = -8j$                |

For each pair of vectors, find  $U + V$ ,  $U - V$ , and  $2U - 3V$ .

- |   |  |
|---|--|
| 29. $U = \langle 4, 4 \rangle$ , $V = \langle -4, -4 \rangle$ | 30. $U = \langle -4, 4 \rangle$ , $V = \langle 4, 4 \rangle$ |
| 31. $U = \langle 2, 5 \rangle$ , $V = \langle 0, -5 \rangle$  | 32. $U = \langle -5, 0 \rangle$ , $V = \langle 0, 1 \rangle$ |
| 33. $U = \langle 4, 1 \rangle$ , $V = \langle -5, 2 \rangle$  | 34. $U = \langle 3, 4 \rangle$ , $V = \langle -2, 5 \rangle$ |

For each pair of vectors, find  $U + V$ ,  $U - V$ , and  $3U + 2V$ .

- |                                   |                                   |
|-----------------------------------|-----------------------------------|
| 35. $U = i + j$ , $V = i - j$     | 36. $U = -i + j$ , $V = i + j$    |
| 37. $U = 6i$ , $V = -3j$          | 38. $U = -3i$ , $V = 5j$          |
| 39. $U = 2i - 5j$ , $V = 3i + 2j$ | 40. $U = 3i + 2j$ , $V = 2i + 5j$ |

41. Vector  $V$  is in standard position, and makes an angle of  $40^\circ$  with the positive  $x$ -axis. Its magnitude is 8. Write  $V$  in component form  $\langle a, b \rangle$  and in vector component form  $ai + bj$ .
42. Vector  $U$  is in standard position, and makes an angle of  $110^\circ$  with the positive  $x$ -axis. Its magnitude is 25. Write  $U$  in component form  $\langle a, b \rangle$  and in vector component form  $ai + bj$ .
43. Vector  $W$  is in standard position, and makes an angle of  $230^\circ$  with the positive  $x$ -axis. Its magnitude is 9. Write  $W$  in component form  $\langle a, b \rangle$  and in vector component form  $ai + bj$ .
44. Vector  $F$  is in standard position, and makes an angle of  $285^\circ$  with the positive  $x$ -axis. Its magnitude is 30. Write  $F$  in component form  $\langle a, b \rangle$  and in vector component form  $ai + bj$ .

Find the magnitude of each vector and the angle  $\theta$ ,  $0^\circ \leq \theta < 360^\circ$ , that the vector makes with the positive  $x$ -axis.

- |  |   |
|--|---|
| 45. $U = \langle 3, 3 \rangle$         | 46. $V = \langle 5, -5 \rangle$           |
| 47. $W = \langle -1, \sqrt{3} \rangle$ | 48. $F = \langle 2\sqrt{3}i + 2j \rangle$ |





Figure 12

## REVIEW PROBLEMS

You may have worked the following problems previously in Chapter 2 or Section 7.1. Solve each problem using the methods shown in Example 6 of this section.

49. **Force** An 8.0-pound weight is lying on a sit-up bench at the gym. If the bench is inclined at an angle of  $15^\circ$ , there are three forces acting on the weight, as shown in Figure 12. Find the magnitude of  $\mathbf{N}$  and the magnitude of  $\mathbf{F}$ .
50. **Force** Repeat Problem 49 for a 25.0-pound weight on a bench inclined at  $10.0^\circ$ .
51. **Force** Tyler and his cousin Kelly have attached a rope to the branch of a tree and tied a board to the other end to form a swing. Tyler stands on the board while his cousin pushes him through an angle of  $25.5^\circ$  and holds him there. If Tyler weighs 95.5 pounds, find the magnitude of the force Kelly must push with horizontally to keep Tyler in static equilibrium. See Figure 13.



Figure 13



Figure 14

52. **Force** After they are finished swinging, Tyler and Kelly decide to roll coast. They come to a hill that is inclined at  $8.5^\circ$ . Tyler pushes Kelly halfway up the hill and then holds her there (Figure 14). If Kelly weighs 52.0 pounds, find the magnitude of the force Tyler must push with to keep Kelly from rolling down the hill. (We are assuming that the roller coaster is made of a frictionless surface so that the only force keeping Kelly from rolling backwards down the hill is the force Tyler is pushing with.)
53. **Force** A traffic light weighing 72 pounds is suspended by two wires, as shown in Figure 15. Find the magnitude of the tension in wire  $AB$ , and the magnitude of the tension in wire  $AC$ .

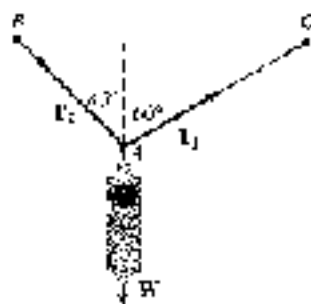


Figure 15

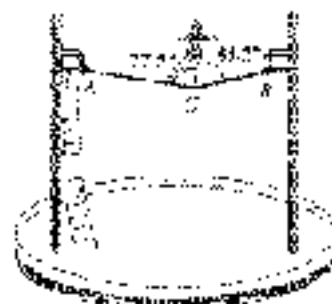


Figure 16

54. **Force** A tightrope walker is standing still with one foot on the tightrope as shown in Figure 16. If the tightrope walker weighs 125 pounds, find the magnitude of the tension in the rope toward each end of the rope.

## SECTION 7.6 VECTORS: THE DOT PRODUCT

Now that we have a way to represent vectors algebraically, we can define a type of multiplication between two vectors. The *dot product* (also called the *scalar product*) is a form of multiplication that results in a scalar quantity. For our purposes, it will be useful when finding the angle between two vectors or for finding the work done by a force in moving an object. Here is the definition of the dot product of two vectors.

## DEFINITION

The *dot product* of two vectors  $\mathbf{U} = a\mathbf{i} + b\mathbf{j}$  and  $\mathbf{V} = c\mathbf{i} + d\mathbf{j}$  is written  $\mathbf{U} \cdot \mathbf{V}$  and is defined as follows:

$$\begin{aligned}\mathbf{U} \cdot \mathbf{V} &= (a\mathbf{i} + b\mathbf{j}) \cdot (c\mathbf{i} + d\mathbf{j}) \\ &= ac + bd\end{aligned}$$

As you can see, the dot product is a real number (scalar), not a vector.

**EXAMPLE 1** Find each of the following dot products.

- $\mathbf{U} \cdot \mathbf{V}$  when  $\mathbf{U} = (3, 4)$  and  $\mathbf{V} = (2, 5)$
- $(-1, 2) \cdot (3, -5)$
- $\mathbf{S} \cdot \mathbf{W}$  when  $\mathbf{S} = 5\mathbf{i} + 3\mathbf{j}$  and  $\mathbf{W} = 2\mathbf{i} - 7\mathbf{j}$

**SOLUTION** For each problem, we simply multiply the coefficients  $a$  and  $c$  and add that result to the product of the coefficients  $b$  and  $d$ .

- $$\begin{aligned}\mathbf{U} \cdot \mathbf{V} &= 3(2) + 4(5) \\ &= 6 + 20 \\ &= 26\end{aligned}$$
- $$\begin{aligned}(-1, 2) \cdot (3, -5) &= -1(3) + 2(-5) \\ &= -3 + (-10) \\ &= -13\end{aligned}$$
- $$\begin{aligned}\mathbf{S} \cdot \mathbf{W} &= 5(2) + 3(-7) \\ &= 10 + (-21) \\ &= -11\end{aligned}$$

## Finding the Angle Between Two Vectors

One application of the dot product is finding the angle between two vectors. To do this, we will use an alternate form of the dot product, shown in the following theorem.

**THEOREM 7.4**

The dot product of two vectors is equal to the product of their magnitudes multiplied by the cosine of the angle between them. That is, when  $\theta$  is the angle between two nonzero vectors  $\mathbf{U}$  and  $\mathbf{V}$ , then

$$\mathbf{U} \cdot \mathbf{V} = |\mathbf{U}| |\mathbf{V}| \cos \theta$$

The proof of this theorem is derived from the law of cosines and is left as an exercise.

When we are given two vectors and asked to find the angle between them, we rewrite the formula in Theorem 7.4 by dividing each side by  $|\mathbf{U}| |\mathbf{V}|$ . The result is

$$\cos \theta = \frac{\mathbf{U} \cdot \mathbf{V}}{|\mathbf{U}| |\mathbf{V}|}$$

This formula is equivalent to our original formula, but is easier to work with when finding the angle between two vectors.

**EXAMPLE 3** Find the angle between the vectors  $\mathbf{U}$  and  $\mathbf{V}$ .

- a.  $\mathbf{U} = \langle 2, 3 \rangle$  and  $\mathbf{V} = \langle -3, 2 \rangle$   
 b.  $\mathbf{U} = 6\mathbf{i} - \mathbf{j}$  and  $\mathbf{V} = \mathbf{i} + 4\mathbf{j}$

**SOLUTION**

$$\begin{aligned} \text{a. } \cos \theta &= \frac{\mathbf{U} \cdot \mathbf{V}}{|\mathbf{U}| |\mathbf{V}|} \\ &= \frac{\langle 2, 3 \rangle \cdot \langle -3, 2 \rangle}{\sqrt{2^2 + 3^2} \cdot \sqrt{(-3)^2 + 2^2}} \\ &= \frac{6 + 6}{\sqrt{13} \cdot \sqrt{13}} \\ &= \frac{0}{13} \end{aligned}$$

$$\begin{aligned} \cos \theta &= 0 \\ \theta &= 90^\circ \end{aligned}$$

$$\begin{aligned} \text{b. } \cos \theta &= \frac{\mathbf{U} \cdot \mathbf{V}}{|\mathbf{U}| |\mathbf{V}|} \\ &= \frac{\langle 6, -1 \rangle \cdot \langle 1, 4 \rangle}{\sqrt{6^2 + (-1)^2} \cdot \sqrt{1^2 + 4^2}} \\ &= \frac{6 + (-4)}{\sqrt{37} \cdot \sqrt{17}} \\ &= \frac{2}{25.18} \end{aligned}$$

$$\cos \theta = 0.0797$$

$$\theta = \cos^{-1}(0.0797) \approx 85.43^\circ \quad \text{to the nearest hundredth of a degree} \quad \blacksquare$$

## Perpendicular Vectors

If two nonzero vectors are perpendicular, then the angle between them is  $90^\circ$ . Because the cosine of  $90^\circ$  is always 0, the dot product of two perpendicular vectors must also be 0. This fact gives rise to the following theorem:

### THEOREM 7.7

If  $\mathbf{U}$  and  $\mathbf{V}$  are two nonzero vectors, then

$$\mathbf{U} \cdot \mathbf{V} = 0 \text{ if and only if } \mathbf{U} \perp \mathbf{V}$$

*In words:* Two nonzero vectors are perpendicular if and only if their dot product is 0.

**EXAMPLE 3** Which of the following vectors are perpendicular to each other?

$$\mathbf{U} = 8\mathbf{i} + 6\mathbf{j}, \quad \mathbf{V} = 3\mathbf{i} - 4\mathbf{j}, \quad \mathbf{W} = 4\mathbf{i} - 3\mathbf{j}$$

**SOLUTION** Find  $\mathbf{U} \cdot \mathbf{V}$ ,  $\mathbf{V} \cdot \mathbf{W}$  and  $\mathbf{U} \cdot \mathbf{W}$ . If the dot product is zero, then the two vectors are perpendicular.

$$\begin{aligned} \mathbf{U} \cdot \mathbf{V} &= 8(3) + 6(-4) \\ &= 24 - 24 \\ &= 0 \end{aligned}$$

Therefore,  $\mathbf{U}$  and  $\mathbf{V}$  are perpendicular.

$$\begin{aligned} \mathbf{V} \cdot \mathbf{W} &= 3(4) + (-4)(-3) \\ &= 12 + 12 \\ &= 24 \end{aligned}$$

Therefore,  $\mathbf{V}$  and  $\mathbf{W}$  are not perpendicular.

$$\begin{aligned} \mathbf{U} \cdot \mathbf{W} &= 8(4) + 6(-3) \\ &= 32 - 18 \\ &= 14 \end{aligned}$$

Therefore,  $\mathbf{U}$  and  $\mathbf{W}$  are not perpendicular. ■

## Work

In Section 2.5 we introduced the concept of work. Recall that work is performed when a constant force  $\mathbf{F}$  is used to move an object a certain distance. We can represent the movement of the object using a displacement vector  $\mathbf{d}$ , as shown in Figure 1.

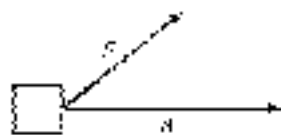


Figure 1

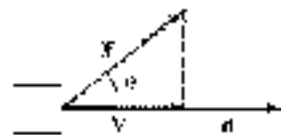


Figure 2

In Figure 2 we let  $\mathbf{V}$  represent the component of  $\mathbf{F}$  that is oriented in the same direction as  $\mathbf{d}$ , since only the amount of the force in the direction of movement can be used in calculating work.  $\mathbf{V}$  is sometimes called the *projection of  $\mathbf{F}$  onto  $\mathbf{d}$* . We can find the magnitude of  $\mathbf{V}$  using right triangle trigonometry:

$$|\mathbf{V}| = |\mathbf{F}| \cos \theta$$



Because  $|d|$  represents the distance the object is moved, the work performed by the force is

$$\begin{aligned} \text{Work} &= \mathbf{F} \cdot \mathbf{d} \\ &= \|\mathbf{F}\| \cos \theta \|\mathbf{d}\| \\ &= \|\mathbf{F}\| |\mathbf{d}| \cos \theta \\ &= \|\mathbf{F}\| \cdot |\mathbf{d}| \quad \text{by Theorem 7.1} \end{aligned}$$

We have just established the following theorem.

#### THEOREM 7.3

If a constant force  $\mathbf{F}$  is applied to an object, and the resulting movement of the object is represented by the displacement vector  $\mathbf{d}$ , then the work performed by the force is

$$\text{Work} = \mathbf{F} \cdot \mathbf{d}$$



Figure 3

**EXAMPLE 4** A force  $\mathbf{F} = -3\mathbf{i} - 12\mathbf{j}$  (in pounds) is used to push an object up a ramp. The resulting movement of the object is represented by the displacement vector  $\mathbf{d} = 15\mathbf{i} + 4\mathbf{j}$  (in feet), as illustrated in Figure 3. Find the work done by the force.

**SOLUTION** By Theorem 7.3,

$$\begin{aligned} \text{Work} &= \mathbf{F} \cdot \mathbf{d} \\ &= 35(15) + (-12)(4) \\ &= 440 \text{ ft}\cdot\text{lb} \quad \text{to two significant digits} \end{aligned}$$

#### GETTING READY FOR CLASS

After reading through the preceding section, respond in your own words and in complete sentences.

- Explain how to find the dot product of two vectors.
- Explain how the dot product is used to find the angle between two vectors.
- How do we know if two nonzero vectors are perpendicular?
- Explain how vectors can be used to calculate work.

#### PROBLEM SET 7.6

Find each of the following dot products.

- $(6, 5) \cdot (3, 5)$
- $(5, 4) \cdot (5, 5)$
- $(-25, 4) \cdot (15, -6)$
- $(11, -2) \cdot (4, -7)$

For each pair of vectors, find  $\mathbf{U} \cdot \mathbf{V}$ .

- $\mathbf{U} = \mathbf{i} + \mathbf{j}$ ,  $\mathbf{V} = \mathbf{i} - \mathbf{j}$
- $\mathbf{U} = -\mathbf{i} + \mathbf{j}$ ,  $\mathbf{V} = \mathbf{i} + \mathbf{j}$
- $\mathbf{U} = 6\mathbf{i}$ ,  $\mathbf{V} = -8\mathbf{j}$
- $\mathbf{U} = 3\mathbf{i}$ ,  $\mathbf{V} = 5\mathbf{j}$
- $\mathbf{U} = 2\mathbf{i} + 5\mathbf{j}$ ,  $\mathbf{V} = 5\mathbf{i} + 2\mathbf{j}$
- $\mathbf{U} = 5\mathbf{i} + 3\mathbf{j}$ ,  $\mathbf{V} = 5\mathbf{i} + 5\mathbf{j}$

Find the angle  $\theta$  between the given vectors to the nearest tenth of a degree.

- 11.  $U = 13i, V = -6j$
- 12.  $U = -4i, V = 17j$
- 13.  $U = 4i + 5j, V = 7i - 4j$
- 14.  $U = 3i + 5j, V = 5i + 3j$
- 15.  $U = 13i + 5j, V = 2i + 11j$
- 16.  $U = 11i + 7j, V = -(4 + 6j)$

Show that each pair of vectors is perpendicular:

- 17.  $i$  and  $j$
- 18.  $i + j$  and  $i - j$
- 19.  $-i$  and  $j$
- 20.  $3i + j$  and  $i - 2j$

- 21. In general, show that the vectors  $V = ai + bj$  and  $W = -bi + aj$  are always perpendicular.
- 22. Find the value of  $a$  so that vectors  $U = ai + 5j$  and  $V = 9i + 12j$  are perpendicular.

Find the work performed when the given force  $F$  is applied to an object, whose resulting motion is represented by the displacement vector  $d$ . Assume the force is in pounds and the displacement is measured in feet.

- 23.  $F = 32i + 9j, d = 30i + 4j$
- 24.  $F = 45i - 12j, d = 70i + 15j$
- 25.  $F = -67i + 32j, d = -96i + 28j$
- 26.  $F = -6i + 15j, d = 8i - 56j$
- 27.  $F = 85i, d = 6i$
- 28.  $F = 54i, d = 23i$
- 29.  $F = 29j, d = 72i$
- 30.  $F = -5j, d = 44i$

- 31. Use the diagram shown in Figure 4 along with the law of cosines to prove Theorem 7.1. (Begin by writing  $V = ai + bj$  and  $W = -i + aj$ .)
- 32. Use Theorem 7.1 to prove Theorem 7.2.

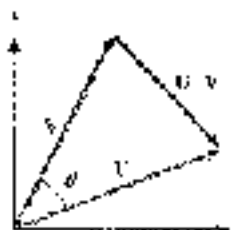


Figure 4

#### REVIEW PROBLEMS

The problems that follow are problems you may have worked previously in Section 7.5. Solve each problem by first expressing the force and the displacement of the object as vectors in terms of the unit vectors  $i$  and  $j$ . Then use Theorems 7.1, 7.2, and the work formula.

- 33. **Work** A package is pushed across a floor a distance of 75 feet by exerting a force of 40 pounds downward at an angle of  $20^\circ$  with the horizontal. How much work is done?
- 34. **Work** A package is pushed across a floor a distance of 52 feet by exerting a force of 15 pounds downward at an angle of  $25^\circ$  with the horizontal. How much work is done?
- 35. **Work** An automobile is pushed down a level street by exerting a force of 10 pounds at an angle of  $15^\circ$  with the horizontal (Figure 5). How much work is done in pushing the car 40 feet?



Figure 5



Figure 6

- 36. **Work** Mark pulls Allison and Mattie in a wagon by exerting a force of 25 pounds on the handle at an angle of  $50^\circ$  with the horizontal (Figure 6). How much work is done by Mark in pulling the wagon 350 feet?

## CHAPTER 7

## SUMMARY

## EXAMPLES

1. If  $A = 30^\circ$ ,  $a = 7$ , and  $c = 8$  in triangle  $ABC$ , find  $b$  using the law of sines.

$$b = \frac{a \sin B}{\sin A} = \frac{8 \sin 30^\circ}{\sin 30^\circ} \\ = 8 \text{ cm}$$

2. In triangle  $ABC$ , if  $a = 3$  cm,  $b = 2$  cm, and  $A = 45^\circ$ , then

$$\sin B = \frac{b \sin A}{a} = \frac{2 \sin 45^\circ}{3} \\ = 0.4714$$

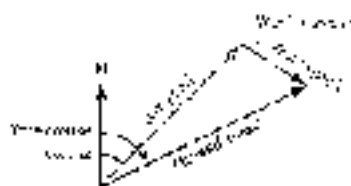
Because  $\sin B$  is positive for any angle in  $QI$  or  $QII$ , we have two possibilities for  $B$ .

$$B = 48^\circ \quad \text{or} \quad B = 180^\circ - 48^\circ \\ = 132^\circ$$

3.

N

▲



4. In triangle  $ABC$ , if  $a = 47$  km,  $b = 20$  km, and  $c = 18$  km, then we can find  $A$  using the law of cosines.

$$\cos A = \frac{b^2 + c^2 - a^2}{2bc} \\ = \frac{20^2 + 18^2 - 47^2}{(2)(20)(18)} \\ = -0.6023 \\ \text{so } A = 117^\circ$$


5. In triangle  $ABC$ ,

a. If  $a = 12$  cm,  $b = 13$  cm, and  $C = 39^\circ$ , then the area of  $ABC$  is

$$A = \frac{1}{2}(12)(13) \sin 39^\circ \\ = 39.4 \text{ cm}^2 \text{ to the nearest cm}^2$$

## The Law of Sines [7.1]

For any triangle  $ABC$ , the following relationships are always true:



$$\frac{\sin A}{a} = \frac{\sin B}{b} = \frac{\sin C}{c}$$

or, equivalently,

$$\frac{a}{\sin A} = \frac{b}{\sin B} = \frac{c}{\sin C}$$

## The Ambiguous Case [7.2]

When we are given two sides and an angle opposite one of them (SSA), we have several possibilities for the number of triangles that result. One of the possibilities is that no triangle will fit the given information. Another possibility is that two different triangles can be obtained from the given information, and a third possibility is that exactly one triangle will fit the given information. Because of these different possibilities, we call the situation where we are solving a triangle in which we are given two sides and the angle opposite one of them the *ambiguous case*.

## Navigation [7.2]

The *heading* of an object is the angle measured clockwise from due north to the vector representing the path of the object. If the object is subject to wind or currents, then the actual direction of the object is called its *true course*.

## The Law of Cosines [7.3]

In any triangle  $ABC$ , the following relationships are always true:

$$c^2 = a^2 + b^2 - 2ab \cos A \quad \cos A = \frac{b^2 + c^2 - a^2}{2bc}$$

$$b^2 = a^2 + c^2 - 2ac \cos B \quad \cos B = \frac{a^2 + c^2 - b^2}{2ac}$$

$$a^2 = b^2 + c^2 - 2bc \cos C \quad \cos C = \frac{b^2 + c^2 - a^2}{2bc}$$

## The Area of a Triangle [7.4]

The area of a triangle for which we are given two sides and the included angle is given by

$$S = \frac{1}{2} ab \sin C \quad S = \frac{1}{2} ac \sin B \quad S = \frac{1}{2} bc \sin A$$



14. If  $a = 24$  inches,  $b = 17$  inches, and  $c = 18$  inches, then the area of  $\triangle ABC$  is

$$\begin{aligned} S &= \sqrt{28(28-17)(28-18)(28-18)} \\ &= \sqrt{28(11)(10)} \\ &= \sqrt{3080} \\ &\approx 55.5 \text{ in.}^2 \end{aligned}$$

to the nearest tenth

15. If  $A = 49^\circ$ ,  $B = 77^\circ$ , and  $a = 45$  in, then the area of  $\triangle ABC$  is

$$\begin{aligned} S &= \frac{1}{2} a^2 \frac{\sin A \sin B}{\sin C} \\ &= \frac{1}{2} (45)^2 \frac{\sin 49^\circ \sin 77^\circ}{\sin 82^\circ} \\ &\approx 967.6 \text{ in.}^2 \end{aligned}$$

to the nearest tenth

16. The vector  $\mathbf{V}$  in standard form has origin at the point  $(-3, 4)$  if

$$\begin{aligned} \mathbf{V} &= -3\mathbf{i} + 4\mathbf{j} \\ \mathbf{V} &= \langle -3, 4 \rangle \end{aligned}$$

17. The magnitude of  $\mathbf{V} = \langle 3, 4 \rangle$  is

$$\begin{aligned} |\mathbf{V}| &= \sqrt{3^2 + 4^2} \\ &= \sqrt{25} \\ &= 5 \end{aligned}$$

18. If  $\mathbf{U} = 6\mathbf{i} + 7\mathbf{j} + \mathbf{k}$  and  $\mathbf{V} = \langle 3, 1, 2 \rangle$ , then

$$\begin{aligned} \mathbf{U} + \mathbf{V} &= (6 + 3)\mathbf{i} + (7 + 1)\mathbf{j} + (1 + 2)\mathbf{k} \\ &= 9\mathbf{i} + 8\mathbf{j} + 3\mathbf{k} \\ &= \langle 9, 8, 3 \rangle \\ \mathbf{U} - \mathbf{V} &= (6 - 3)\mathbf{i} + (7 - 1)\mathbf{j} + (1 - 2)\mathbf{k} \\ &= 3\mathbf{i} + 6\mathbf{j} - \mathbf{k} \\ &= \langle 3, 6, -1 \rangle \end{aligned}$$

The area of a triangle for which we are given all three sides is given by the formula

$$S = \sqrt{s(s-a)(s-b)(s-c)}$$

$$\text{where } s = \frac{1}{2}(a + b + c)$$

The area of a triangle for which we are given two angles and a side is given by

$$S = \frac{a^2 \sin B \sin C}{2 \sin A}$$

$$S = \frac{b^2 \sin A \sin C}{2 \sin B}$$

$$S = \frac{c^2 \sin A \sin B}{2 \sin C}$$

### Algebraic Vectors [7.5]

The vector that extends from the origin to the point  $(1, 0)$  is called the *unit horizontal vector* and is denoted by  $\mathbf{i}$ . The vector that extends from the origin to the point  $(0, 1)$  is called the *unit vertical vector* and is denoted by  $\mathbf{j}$ . Any nonzero vector  $\mathbf{V}$  can be written

1. in terms of unit vectors as

$$\mathbf{V} = a\mathbf{i} + b\mathbf{j}$$

2. in component form as

$$\mathbf{V} = \langle a, b \rangle$$

where  $a$  and  $b$  are real numbers.

### Magnitude [7.5]

The magnitude of  $\mathbf{V} = a\mathbf{i} + b\mathbf{j} = \langle a, b \rangle$  is

$$|\mathbf{V}| = \sqrt{a^2 + b^2}$$

### Addition and Subtraction with Algebraic Vectors [7.5]

If  $\mathbf{U} = a\mathbf{i} + b\mathbf{j} = \langle a, b \rangle$  and  $\mathbf{V} = c\mathbf{i} + d\mathbf{j} = \langle c, d \rangle$ , then vector addition and subtraction are defined as follows:

$$\text{Addition: } \mathbf{U} + \mathbf{V} = (a + c)\mathbf{i} + (b + d)\mathbf{j} = \langle a + c, b + d \rangle$$

$$\text{Subtraction: } \mathbf{U} - \mathbf{V} = (a - c)\mathbf{i} + (b - d)\mathbf{j} = \langle a - c, b - d \rangle$$





9.  $\mathbf{U} = 3\mathbf{i} + 5\mathbf{j}$  and  
 $\mathbf{V} = 4\mathbf{i} + 3\mathbf{j}$

$$\mathbf{U} \cdot \mathbf{V} = (3)(4) + (5)(3) \\ = 31$$

14. The vectors  $\mathbf{U}$  and  $\mathbf{V}$  in Example 9 are perpendicular because their dot product is 0.

15.  $\mathbf{F} = 2\mathbf{i} - 12\mathbf{j}$  and  
 $\mathbf{d} = 3\mathbf{i} + 4\mathbf{j}$

$$\text{Work} = \mathbf{F} \cdot \mathbf{d} \\ = (2)(3) + (-12)(4) \\ = -42$$

### Dot Product [7.6]

The *dot product* of two vectors  $\mathbf{U} = u_1\mathbf{i} + u_2\mathbf{j}$  and  $\mathbf{V} = v_1\mathbf{i} + v_2\mathbf{j}$  is written  $\mathbf{U} \cdot \mathbf{V}$  and is defined as follows:

$$\mathbf{U} \cdot \mathbf{V} = u_1v_1 + u_2v_2$$

If  $\theta$  is the angle between  $\mathbf{U}$  and  $\mathbf{V}$ , then it is also true that

$$\mathbf{U} \cdot \mathbf{V} = \|\mathbf{U}\|\|\mathbf{V}\|\cos\theta$$

which we can solve for  $\cos\theta$  to obtain the formula that allows us to find angle  $\theta$ :

$$\cos\theta = \frac{\mathbf{U} \cdot \mathbf{V}}{\|\mathbf{U}\|\|\mathbf{V}\|}$$

### Perpendicular Vectors [7.6]

If  $\mathbf{U}$  and  $\mathbf{V}$  are two nonzero vectors, then

$$\mathbf{U} \cdot \mathbf{V} = 0 \Leftrightarrow \mathbf{U} \perp \mathbf{V}$$

*In Words:* Two nonzero vectors are perpendicular if and only if their dot product is 0.

### Work [7.6]

If a constant force  $\mathbf{F}$  is applied to an object, and the resulting movement of the object is represented by the displacement vector  $\mathbf{d}$ , then the work performed by the force is

$$\text{Work} = \mathbf{F} \cdot \mathbf{d}$$

## CHAPTER 7 TEST

Problems 1 through 10 refer to triangle  $ABC$ , which is not necessarily a right triangle.

- If  $A = 32^\circ$ ,  $B = 70^\circ$ , and  $a = 3.6$  inches, use the law of sines to find  $b$ .
- If  $A = 38.2^\circ$ ,  $B = 63.6^\circ$ , and  $c = 42.0$  cm, find all the missing parts.
- If  $A = 24.7^\circ$ ,  $C = 116.1^\circ$ , and  $b = 34.0$  cm, find all the missing parts.
- Use the law of sines to show that no triangle exists for which  $A = 60^\circ$ ,  $a = 12$  inches, and  $b = 42$  inches.
- Use the law of sines to show that exactly one triangle exists for which  $A = 42^\circ$ ,  $a = 28$  inches, and  $b = 21$  inches.
- Find two triangles for which  $A = 51^\circ$ ,  $a = 6.5$  ft, and  $b = 7.9$  ft.
- If  $C = 50^\circ$ ,  $a = 10$  cm, and  $b = 12$  cm, use the law of cosines to find  $c$ .
- If  $a = 5$  km,  $b = 7$  km, and  $c = 9$  km, use the law of cosines to find  $C$  to the nearest tenth of a degree.
- Find all the missing parts if  $a = 6.4$  m,  $b = 2.8$  m, and  $C = 119^\circ$ .
- Find all the missing parts if  $a = 3.7$  m,  $c = 6.2$  m, and  $A = 35^\circ$ .

11. Find the area of the triangle in Problem 5.  
 12. Find the area of the triangle in Problem 7.  
 13. Find the area of the triangle in Problem 8.  
 14. **Geometry** The two equal sides of an isosceles triangle are each 38 centimeters. If the base measures 48 centimeters, find the measure of the two equal angles.  
 15. **Angle of Elevation** A man standing near a building notices that the angle of elevation to the top of the building is  $64^\circ$ . He then walks 240 feet farther away from the building and finds the angle of elevation to the top to be  $43^\circ$ . How tall is the building?  
 16. **Geometry** The diagonals of a parallelogram are 26.8 meters and 39.4 meters. If they meet at an angle of  $134.5^\circ$ , find the length of the shorter side of the parallelogram.

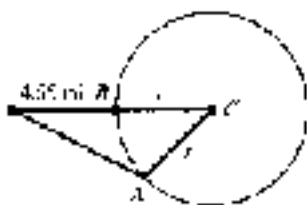


Figure 1

17. **Arc Length** Suppose Figure 1 is an exaggerated diagram of a plane flying above Earth. When the plane is 4.55 miles above point  $B$ , the pilot finds angle  $A$  to be  $90.8^\circ$ . Assuming that the radius of the Earth is 3950 miles, what is the distance from point  $A$  to point  $B$  along the circumference of the Earth? (*Hint:* Find angle  $C$  first, then use the formula for arc length.)  
 18. **Distance and Bearing** A man wandering in the desert walks 3.3 miles in the direction  $S 41^\circ W$ . He then turns and walks 2.2 miles in the direction  $N 55^\circ W$ . At that time, how far is he from his starting point, and what is his bearing from his starting point?  
 19. **Distance** Two guy wires from the top of a tent pole are anchored to the ground on each side of the pole by two stakes so that the two stakes and the tent pole lie along the same line. One of the wires is 56 feet long and makes an angle of  $17^\circ$  with the ground. The other wire is 65 feet long and makes an angle of  $37^\circ$  with the ground. How far apart are the stakes that hold the wires to the ground?  
 20. **Ground Speed** A plane is headed due east with an airspeed of 315 miles per hour. Its true course, however, is at  $95.5^\circ$  from due north. If the wind currents are a constant 55.0 miles per hour, what are the possibilities for the ground speed of the plane?  
 21. **Height of a Tree** To estimate the height of a tree, two people position themselves 25 feet apart. From the first person, the bearing of the tree is  $N 16^\circ E$  and the angle of elevation to the top of the tree is  $73^\circ$ . If the bearing of the tree from the second person is  $N 38^\circ W$ , estimate the height of the tree to the nearest foot.  
 22. **True Course and Speed** A plane flying with an air speed of 325 miles per hour is headed in the direction  $87.6^\circ$ . The wind currents are blowing at a constant 55.4 miles per hour at  $362.6^\circ$ . Find the ground speed and true course of the plane.

Let  $U = 5i + 12j$ ,  $V = -4i + j$ , and  $W = i - 4j$ , and find:

23.  $|U|$   
 24.  $3U + 5V$   
 25.  $|2V - W|$   
 26.  $V \cdot W$   
 27. The angle between  $U$  and  $V$  to the nearest tenth of a degree.  
 28. Show that  $V = 4i + 6j$  and  $W = -8i + 4j$  are perpendicular.



29. Find the value of  $b$  so that vectors  $\mathbf{U} = 5\mathbf{i} + 12\mathbf{j}$  and  $\mathbf{V} = 4\mathbf{i} - b\mathbf{j}$  are perpendicular.
30. Find the work performed by the force  $\mathbf{F} = 2\mathbf{i} - 4\mathbf{j}$  in moving an object, whose resulting motion is represented by the displacement vector  $\mathbf{d} = 5\mathbf{i} + 12\mathbf{j}$ .

## 7 GROUP PROJECT

### MEASURING THE DISTANCE TO MARS



**Objective:** To find the distance of Mars from the sun using two Earth-based observations.

The planet Mars orbits the sun once every 687 days. This is referred to as its sidereal period. When observing Mars from Earth, the angle that Mars makes with the sun is called the solar elongation (Figure 1). On November 11, 2002, Mars had a solar elongation of  $45.9^\circ$ . On October 1, 2003, 582 days later, the solar elongation of Mars was  $45.9^\circ$  again. The number of days between these two observations is equal to the sidereal period of Mars, the planet was in the same position on both occasions. Figure 2 was an illustration of the situation from the perspective of Earth, which would be traveling counterclockwise.

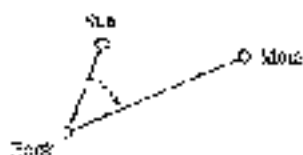


Figure 1



Figure 2

The distance from the Sun to the Earth is defined as 1 astronomical unit (AU), which is about 93 million miles. Hence, both  $AS$  and  $BS$  have a length of 1 AU. Triangle  $ASB$  is an isosceles triangle.

- Use the fact that Earth completes one revolution about the Sun every 365.25 days to determine how many degrees the Earth travels in one day. On November 5, 2002, Earth would again be at point  $B$ . Find the number of days it would take the Earth to move from point  $A$  to point  $B$ . Now, using both of these results, compare the number of degrees for central angle  $ASB$ .
- Find the distance  $AB$  using triangle  $ASB$ .
- Because triangle  $ASB$  is isosceles, angles  $ASB$  and  $BSA$  are equal. Find the measure of these two angles. Use this result to find angles  $AMB$  and  $BMA$ .
- Use triangle  $AMB$  to find the length of  $AB$ .
- Find the length of  $AS$ . Use your answer both in terms of AU and in miles.

## CHAPTER 7 RESEARCH PROJECT



© 2000-2001 IRISH POST

## QUATERNIONS

We mentioned in Section 7.5 that the algebraic treatment of vectors could be attributed, in part, to the Irish mathematician William Rowan Hamilton. Hamilton considered his greatest achievement to be the discovery of quaternions, which he (incorrectly) predicted would revolutionize physics.

Research the subject of quaternions. What are they? Why did quaternions fail to be as useful for physics as Hamilton predicted? How are quaternions useful, instead, for 3-D computer graphics? Write a paragraph or two about your findings.

---

## CHAPTER 8

# COMPLEX NUMBERS AND POLAR COORDINATES

*Intentional observations, aimed at great and ever-birth of generations: they always pass on to you, and with you, their knowledge and will prepare the labor, both conscious and unconscious.*

Henri Poincaré

### INTRODUCTION

In 1545 Jerome Cardan published the mathematical work *ars Magna*, the title page of which is shown in Figure 1. The title translates to *The Great Art of Solving Algebraic Equations*. In this book, Cardan posed a number of problems, such as solving certain cubic and quartic equations.

HIERONYMI CAR  
DANI. PRÆFATO: DANI. MATH  
MATICI. TITULO: ARS MAGNA.  
ARTIS MAGNÆ.  
SIVE DE SOLVENDI ALGEBRÆ  
ÆQUATIONUM QUADRATICARUM  
QUINTARUM SEPTIMARUM  
AC SEPTIMUM QUARTARUM  
ÆQUATIONUM.



ITAVENIA: IN AEDIBUS IANUÆ  
FRANCISCI. MDCXLV. MDCLXV.  
FRANCISCI. MDCXLV. MDCLXV.  
FRANCISCI. MDCXLV. MDCLXV.  
FRANCISCI. MDCXLV. MDCLXV.  
FRANCISCI. MDCXLV. MDCLXV.  
FRANCISCI. MDCXLV. MDCLXV.  
FRANCISCI. MDCXLV. MDCLXV.  
FRANCISCI. MDCXLV. MDCLXV.  
FRANCISCI. MDCXLV. MDCLXV.

FRANCISCI. MDCXLV. MDCLXV.

Figure 1

In our present-day notation, many of the problems posed by Cardan can be solved with some simple algebra, but the solutions require taking square roots of negative numbers. Square roots of negative numbers are handled with the complex number system, which had not been developed when Cardan wrote his book. The foundation of the complex number system is contained in this chapter, along with the very interesting and useful connection between complex numbers and trigonometric functions.

In Examples and Problem Sets throughout this chapter:

- = Tutor's available on video
- = Tutor's available on live

## SECTION 8.1 COMPLEX NUMBERS

One of the problems posed by Cardan in *Lo Morgana* is the following:

*If someone says to you, divide 10 into two parts, one of which multiplied into the other shall produce 40, it is evident that this case or question is impossible.*

Using our present-day notation, this problem can be solved with a system of equations:

$$\begin{aligned}x + y &= 10 \\xy &= 40\end{aligned}$$

Solving the first equation for  $y$ , we have  $y = 10 - x$ . Substituting this value of  $y$  into the second equation, we have

$$x(10 - x) = 40$$

The equation is quadratic. We write it in standard form and apply the quadratic formula.

$$\begin{aligned}0 &= x^2 - 10x + 40 \\x &= \frac{10 \pm \sqrt{100 - 4(1)(40)}}{2} \\&= \frac{10 \pm \sqrt{100 - 160}}{2} \\&= \frac{10 \pm \sqrt{-60}}{2} \\&= \frac{10 \pm 2\sqrt{-15}}{2} \\&= 5 \pm \sqrt{-15}\end{aligned}$$

This is as far as Cardan could take the problem because he did not know what to do with the square root of a negative number. We can take this situation by using *imaginary numbers*. Our work with complex numbers is begun in the following definition.

## DEFINITION


The number  $i$ , called the *imaginary unit*, is such that  $i^2 = -1$ . (That is,  $i$  is the number whose square is  $-1$ .)

The Swiss mathematician Leonhard Euler was the first to introduce the number  $i$  in 1777 in one of his memoirs. The memoir was later formally published in 1798 in his work *Jeux de calculs Calculi Integralis*.

## Solution

Quoniam mihi quidem vis est se via non positâ iterâ procedi, nisi per imaginum procedendâ, formulae  $\sqrt{-1}$  littera  $i$  in ætæternâ designabo, ut ut sit  $i^2 = -1$ , itaque  $\sqrt{-60} = 2\sqrt{-15}$  jam potest scribi per hanc formulam  $2i\sqrt{15}$ , quæ  $\Phi$  hinc dicitur per hanc substitutionem

$\sqrt{-1} = i$   
 $\sqrt{-15} = i\sqrt{15}$



Leonhard Euler

PHOTO COURTESY OF THE UNIVERSITY OF CHICAGO



The number  $i$  is not a real number. We can use it to write square roots of negative numbers without a negative sign. To do so, we reason that if  $a > 0$ , then  $\sqrt{-a} = \sqrt{a i^2} = i\sqrt{a}$ .

**EXAMPLE 1** Write each expression in terms of  $i$ .

a.  $\sqrt{-9}$       b.  $\sqrt{-12}$       c.  $\sqrt{-17}$

**SOLUTION**

a.  $\sqrt{-9} = i\sqrt{9} = 3i$

b.  $\sqrt{-12} = i\sqrt{12} = 2i\sqrt{3}$

c.  $\sqrt{-17} = i\sqrt{17}$  ■

**NOTE** We usually place  $i$  after the coefficient, but in front of the radical, so that we avoid inadvertently writing the  $i$  inside the radical.

In simplifying expressions that contain square roots of negative numbers by using the properties of radicals developed in algebra, it is unnecessary to write each square root in terms of  $i$  before applying the properties of radicals. For example,

this is correct:  $\sqrt{-4} \sqrt{-9} = (i\sqrt{4})(i\sqrt{9}) = (2i)(3i) = 6i^2 = -6$

this is incorrect:  $\sqrt{-4} \sqrt{-9} \neq \sqrt{-4(-9)} = \sqrt{36} = 6$

Remember, the properties of radicals you developed in algebra hold only for expressions in which the numbers under the radical sign are nonnegative. When the radicands contain negative numbers, you must first write each radical in terms of  $i$  and then simplify.

Next, we use  $i$  to write a definition for complex numbers.

**DEFINITION**

A complex number is any number that can be written in the form

$$a + bi$$

where  $a$  and  $b$  are real numbers and  $i^2 = -1$ . The form  $a + bi$  is called *standard form* for complex numbers. The number  $a$  is called the *real part* of the complex number. The number  $b$  is called the *imaginary part* of the complex number. If  $b = 0$ , then  $a + bi = a$ , which is a real number. If  $a = 0$  and  $b \neq 0$ , then  $a + bi = bi$ , which is called a *imaginary number*.

Copyright 2010 Cengage Learning. All Rights Reserved. May not be copied, scanned, or duplicated, in whole or in part. WCN 02-200-203

**EXAMPLE 2** Determine whether each number is a real number, a complex number, or both.

- The number  $3 + 2i$  is a complex number in standard form. The number 3 is the real part, and the number 2 (not  $2i$ ) is the imaginary part.
- The number  $-7i$  is a complex number because it can be written as  $0 + (-7)i$ . The real part is 0. The imaginary part is  $-7$ . The number  $-7i$  is also an imaginary number since  $a = 0$  and  $b \neq 0$ .
- The number 4 is a complex number because it can be written as  $4 + 0i$ . The real part is 4 and the imaginary part is 0. ■

From part (c) of Example 2, it is apparent that real numbers are also complex numbers. The real numbers are a subset of the complex numbers.

## Equality for Complex Numbers

### DEFINITION

Two complex numbers are equal if and only if their real parts are equal and their imaginary parts are equal. That is, for real numbers  $a$ ,  $b$ ,  $c$ , and  $d$ ,

$$a + b(i + j) = c + d(i + j) \quad \text{if and only if} \quad a = c \text{ and } b = d$$

EXAMPLE 2 illustrates the use of this definition to solve a system of linear equations.

**EXAMPLE 3** Find  $x$  and  $y$  if  $(-3x - 4) + (y + 6)i = 6 + i(3y - 2)$ .

**SOLUTION** The real parts are  $-3x - 4$  and  $6$ ; the imaginary parts are  $1$  and  $3y - 2$ .

$$\begin{aligned} -3x - 4 &= 6 & \text{and} & & 1 &= 3y - 2 \\ 3x &= -10 & & & 6 &= 3y \\ x &= -\frac{10}{3} & & & y &= 2 \end{aligned}$$

## Addition and Subtraction of Complex Numbers

### DEFINITION

If  $z_1 = a_1 + b_1i$  and  $z_2 = a_2 + b_2i$  are complex numbers, then the sum and difference of  $z_1$  and  $z_2$  are defined as follows.

$$\begin{aligned} z_1 + z_2 &= (a_1 + b_1i) + (a_2 + b_2i) \\ &= (a_1 + a_2) + (b_1 + b_2)i \\ z_1 - z_2 &= (a_1 + b_1i) - (a_2 + b_2i) \\ &= (a_1 - a_2) + (b_1 - b_2)i \end{aligned}$$

EXAMPLE 4 illustrates the use of this definition to add and subtract complex numbers.

As you can see, we add and subtract complex numbers in the same way we would add and subtract polynomials, by combining similar terms.

**EXAMPLE 4** If  $z_1 = 3 + 5i$  and  $z_2 = -6 - 2i$ , find  $z_1 + z_2$  and  $z_1 - z_2$ .

### SOLUTION

$$\begin{aligned} z_1 + z_2 &= (3 + 5i) + (-6 - 2i) \\ &= -3 + 3i \\ z_1 - z_2 &= (3 + 5i) - (-6 - 2i) \\ &= 9 + 7i \end{aligned}$$





## Powers of $i$

If we assume the properties of exponents hold when the base is  $i$ , we can write any integer power of  $i$  as  $i$ ,  $-1$ ,  $-i$ , or  $1$ . Using the fact that  $i^2 = -1$ , we have

$$\begin{aligned}i^3 &= i \\i^4 &= 1 \\i^5 &= i^4 \cdot i = 1(i) = i \\i^6 &= i^4 \cdot i^2 = 1(-1) = -1 \\i^7 &= i^4 \cdot i^3 = 1(i^3) = i\end{aligned}$$

Because  $i^4 = 1$ ,  $i^8$  will simplify to  $1$  and we will begin repeating the sequence  $i, -1, -i, 1$  as we increase our exponent by one each time.

$$\begin{aligned}i^8 &= i^4 \cdot i^4 = 1(1) = 1 \\i^9 &= i^8 \cdot i = 1(i) = i \\i^{10} &= i^8 \cdot i^2 = 1(-1) = -1 \\i^{11} &= i^8 \cdot i^3 = 1(i^3) = -i \\i^{12} &= i^8 \cdot i^4 = 1(1) = 1\end{aligned}$$

We can simplify higher powers of  $i$  by writing them in terms of  $i^4$  since  $i^4$  is always  $1$ .

### EXAMPLE 6 Simplify each power of $i$ .

- $i^{10} = (i^4)^2 \cdot i^2 = -1$
- $i^{15} = (i^4)^3 \cdot i^3 = 1(-i) = -i$
- $i^{20} = (i^4)^5 \cdot i^0 = 1(1) = 1$

## Multiplication and Division with Complex Numbers

### DEFINITION

If  $z_1 = a_1 + b_1i$  and  $z_2 = a_2 + b_2i$  are complex numbers, then their product is defined as follows:

$$\begin{aligned}z_1 z_2 &= (a_1 + b_1i)(a_2 + b_2i) \\&= a_1 a_2 - b_1 b_2 + i(a_1 b_2 + a_2 b_1)\end{aligned}$$

Complex numbers are added, subtracted, multiplied, and divided as follows.

This formula is simply a result of binomial multiplication and is much less complicated than it looks. Complex numbers have the form of binomials with  $i$  as the variable, so we can multiply two complex numbers using the same methods we use to multiply binomials and not have another formula to memorize.

### EXAMPLE 7 Multiply $(3 - 4i)(2 - 5i)$ .

**SOLUTION** Multiplying as if these were two binomials, we have

$$\begin{aligned}(3 - 4i)(2 - 5i) &= 3 \cdot 2 - 3 \cdot 5i - 2 \cdot 4i + 4i \cdot 5i \\&= 6 - 15i - 8i + 20i^2 \\&= 6 - 23i + 20i^2\end{aligned}$$

Now, because  $i^2 = -1$ , we can simplify further:

$$\begin{aligned} &= 6 - 2i + 20i - 7i^2 \\ &= 6 - 23i + 39 \\ &= 45 - 23i \end{aligned}$$

**EXAMPLE 7** Multiply  $(4 - 5i)(4 + 5i)$ .

**SOLUTION** This product has the form  $(a - b)(a + b)$ , which we know results in the difference of two squares,  $a^2 - b^2$ .

$$\begin{aligned} (4 - 5i)(4 + 5i) &= 4^2 - (5i)^2 \\ &= 16 - 25i^2 \\ &= 16 - 25(-1) \\ &= 16 + 25 \\ &= 41 \end{aligned}$$

The product of the two complex numbers  $4 - 5i$  and  $4 + 5i$  is the real number 41. This fact is very useful and leads to the following definition.

#### DEFINITION

The complex numbers  $a + bi$  and  $a - bi$  are called *complex conjugates*. Their product is the real number  $a^2 + b^2$ . Here's why:

$$\begin{aligned} (a + bi)(a - bi) &= a^2 - (bi)^2 \\ &= a^2 - b^2i^2 \\ &= a^2 - b^2(-1) \\ &= a^2 + b^2 \end{aligned}$$

Now, let's see how we can use this definition to divide complex numbers.

The fact that the product of two complex conjugates is a real number is the key to division with complex numbers.

**EXAMPLE 8** Divide  $\frac{5i}{2 - 3i}$ .

**SOLUTION** We want to find a complex number in standard form that is equivalent to the quotient  $5i/(2 - 3i)$ . To do so, we need to replace the denominator with a real number. We can accomplish this by multiplying both the numerator and the denominator by  $2 + 3i$ , which is the conjugate of  $2 - 3i$ .

$$\begin{aligned} \frac{5i}{2 - 3i} &= \frac{5i}{2 - 3i} \cdot \frac{2 + 3i}{2 + 3i} \\ &= \frac{5i(2 + 3i)}{(2 - 3i)(2 + 3i)} \\ &= \frac{10i + 15i^2}{4 - 9i^2} \\ &= \frac{10i + 15(-1)}{4 - 9(-1)} \\ &= \frac{-15 + 10i}{13} \\ &= -\frac{15}{13} + \frac{10}{13}i \end{aligned}$$



Notice that we have written our answer in standard form. The real part is  $-15i/2$  and the imaginary part is  $10/13$ . ■

**Calculator Note:** Some graphing calculators have the ability to perform operations with complex numbers. Check to see if your model has a key for entering the numbers. Figure 1 shows how Examples 4 and 6 might look when solved on a graphing calculator. Example 5 is shown in Figure 2.



Figure 1



Figure 2

**EXAMPLE 5** In the introduction to this section, we discovered that  $x = 5 + \sqrt{-15}$  is one part of a solution to the system of equations

$$x + y = 10$$

$$x^2 = 40$$

Find the value of  $y$  that accompanies this value of  $x$ . Then show that together they form a solution to the system of equations that describe Cardan's problem.

**SOLUTION** First we write the number  $x = 5 + \sqrt{-15}$  in our complex number notation as  $x = 5 + i\sqrt{15}$ . Now, to find the value of  $y$  that accompanies this value of  $x$ , we substitute  $5 + i\sqrt{15}$  for  $x$  in the equation  $x + y = 10$  and solve for  $y$ :

$$\begin{aligned} \text{When} & \quad x = 5 + i\sqrt{15} \\ \text{then} & \quad x + y = 10 \\ \text{becomes} & \quad 5 + i\sqrt{15} + y = 10 \\ & \quad y = 5 - i\sqrt{15} \end{aligned}$$

All we have left to do is show that these values of  $x$  and  $y$  satisfy the second equation,  $x^2 = 40$ . We do so by substituting:

$$\begin{aligned} \text{If} & \quad x = 5 + i\sqrt{15} \quad \text{and} \quad y = 5 - i\sqrt{15} \\ \text{then, the equation} & \quad x^2 = 40 \\ \text{becomes} & \quad (5 + i\sqrt{15})(5 + i\sqrt{15}) = 40 \\ & \quad 25 + (i\sqrt{15})^2 = 40 \\ & \quad 25 - (i\sqrt{15})^2 = 40 \\ & \quad 25 - (-1)(15) = 40 \\ & \quad 25 + 15 = 40 \\ & \quad 40 = 40 \end{aligned}$$

Because our last statement is a true statement, our two expressions for  $x$  and  $y$  together form a solution to the equation. ■

**GETTING READY FOR CLASS**

After reading through the preceding section, respond in your own words and in complete sentences.

- Give a definition for complex numbers.
- How do you add two complex numbers?
- What is a complex conjugate?
- How do you multiply two complex numbers?

**PROBLEM SET 6.1**

Write each expression in terms of  $i$ .

- |                 |                 |                  |                  |
|-----------------|-----------------|------------------|------------------|
| 1. $\sqrt{-16}$ | 2. $\sqrt{-29}$ | 3. $\sqrt{-121}$ | 4. $\sqrt{-400}$ |
| 5. $\sqrt{-18}$ | 6. $\sqrt{-65}$ | 7. $\sqrt{-8}$   | 8. $\sqrt{-20}$  |

Write in terms of  $i$  and then simplify.

- |                                |                                  |                                 |                                  |
|--------------------------------|----------------------------------|---------------------------------|----------------------------------|
| 9. $\sqrt{-4} \cdot \sqrt{-9}$ | 10. $\sqrt{-25} \cdot \sqrt{-1}$ | 11. $\sqrt{-1} \cdot \sqrt{-9}$ | 12. $\sqrt{-16} \cdot \sqrt{-1}$ |
|--------------------------------|----------------------------------|---------------------------------|----------------------------------|

Find  $x$  and  $y$  so that each of the following equations is true.

- |  |  |
|--|--|
| 13. $4 + 7i = (a + bi) + 4i$             | 14. $7 - 5i = x + i(10y)$                |
| 15. $(x + 1) + 2i - 3i = 4 - i(2y + 1)i$ | 16. $(x - 1) + 4i = 2 + i(5y - 2)$       |
| 17. $(x^2 - 5) + 9i = (x + yi)^2$        | 18. $(x^2 - 2x) + iy^2 = 8 - i(2y - 1)i$ |

Find all  $x$  and  $y$  ( $0 \leq x, y < 2\pi$ ) so that each of the following equations is true.

- |   |  |
|---|--|
| 19. $\cos x = i$ and $y = \sin x + i$         | 20. $\sin x + i \cos y = -\cos x + i$          |
| 21. $i \sin(x - 1) + i \tan y = 2 \sin x + i$ | 22. $(\cos^2 x + 1) + i \tan y = 2 \cos x - i$ |

Combine the following complex numbers.

- |   |                                       |
|---|---------------------------------------|
| 23. $(7 + 2i) + (3 - 4i)$                             | 24. $(3 - 5i) + (2 - 4i)$             |
| 25. $(6 + 7i) - (4 - i)$                              | 26. $(5 - 2i) - (3 - 6i)$             |
| 27. $(7 - 3i) - (4 - 10i)$                            | 28. $(11 + 5i) - (2 - 4i)$            |
| 29. $(3 \cos x - 4i \sin y) + (2 \cos x - 7i \sin y)$ |                                       |
| 30. $(2 \cos x - 3i \sin y) + (3 \cos x - 2i \sin y)$ |                                       |
| 31. $[(3 + 2i) - (6 - i) + (5 - i)]$                  | 32. $[(4 - 5i) - (2 + i) + (2 + 5i)]$ |
| 33. $(7 - 4i) - [(x - 2 + i) - (2 + 7i)]$             | 34. $(17 - 2i) - [(2 + i) - (3 - i)]$ |

Simplify each power of  $i$ .

- |              |              |              |              |
|--------------|--------------|--------------|--------------|
| 35. $i^2$    | 36. $i^{10}$ | 37. $i^{60}$ | 38. $i^{99}$ |
| 39. $i^{12}$ | 40. $i^{25}$ | 41. $i^{27}$ | 42. $i^{38}$ |

Find the following products.

- |                         |                         |
|-------------------------|-------------------------|
| 43. $(-6)(3 + 8i)$      | 44. $(i)^2 + 8i$        |
| 45. $(2 - 4i)(3 + i)$   | 46. $(2 + 4i)(3 - i)$   |
| 47. $(3 + 2i)^2$        | 48. $(3 - 2i)^2$        |
| 49. $(5 + 4i)(5 - 4i)$  | 50. $(-2 + 3i)(4 - 5i)$ |
| 51. $(7 + 2i)(7 - 2i)$  | 52. $(2 - 7i)(2 - 7i)$  |
| 53. $2i(3 - i)(2 + 4i)$ | 54. $3i(1 + 2i)(3 + i)$ |
| 55. $4i(-i)^2$          | 56. $4i(1 - i)^2$       |



Find the following operations. Write all answers in standard form for complex numbers.

57.  $\frac{2i}{3+i}$       58.  $\frac{3i}{2+i}$       59.  $\frac{2+3i}{2-3i}$       60.  $\frac{3-2i}{3-2i}$   
 61.  $\frac{5-2i}{i}$       62.  $\frac{5-2i}{-i}$       63.  $\frac{2-i}{3-6i}$       64.  $\frac{5-4i}{3-6i}$

Let  $z_1 = 2 + 3i$ ,  $z_2 = 2 - 3i$ , and  $z_3 = 4 - 5i$ , and find

65.  $z_1 z_2$       66.  $z_2^2$       67.  $z_1 z_3$       68.  $z_1 z_2$   
 69.  $2z_1 + 3z_2$       70.  $2z_1 - 3z_2$       71.  $z_1(z_2 + z_3)$       72.  $z_1(z_2 + z_3)$

73. Assume  $x$  represents a real number and multiply  $(x + 3)(x - 2)$ .

74. Assume  $x$  represents a real number and multiply  $(x - 4)(x + 4)$ .

75. Show that  $x = 2 + 3i$  is a solution to the equation  $x^2 - 4x + 13 = 0$ .

76. Show that  $x = 3 + 2i$  is a solution to the equation  $x^2 - 6x + 13 = 0$ .

77. Show that  $x = a + bi$  is a solution to the equation  $x^2 - 2ax + (a^2 + b^2) = 0$ .

78. Show that  $x = a - bi$  is a solution to the equation  $x^2 - 2ax + (a^2 + b^2) = 0$ .

Use the method shown in the introduction to C as a guide to solve each system of equations.

79.  $x + y = 5$       80.  $x - y = 10$   
 $xy = 20$        $xy = -40$   
 81.  $2x + y = 4$       82.  $3x + y = 6$   
 $xz = 8$        $xy = 9$

83. If  $z$  is a complex number, show that the product of  $z$  and its conjugate is a real number.

84. If  $z$  is a complex number, show that the sum of  $z$  and its conjugate is a real number.

85. Is addition of complex numbers a commutative operation? That is, if  $z_1$  and  $z_2$  are two complex numbers, is it always true that  $z_1 + z_2 = z_2 + z_1$ ?

86. Is subtraction with complex numbers a commutative operation?

#### REVIEW PROBLEMS

The problems that follow review material we covered in Sections 1.3, 3.1, and Chapter 7. Reviewing these problems will help you with some of the material in the next section.

Find  $\sin \theta$  and  $\cos \theta$  if the given point lies on the terminal side of  $\theta$ .

87.  $(5, -4)$       88.  $(-5, 12)$       89.  $(a, b)$       90.  $(1, -1)$

Find  $\theta$  between  $0^\circ$  and  $360^\circ$  if

91.  $\sin \theta = \frac{1}{\sqrt{2}}$  and  $\cos \theta = -\frac{1}{\sqrt{2}}$       92.  $\sin \theta = \frac{1}{2}$  and  $\theta$  terminates in QII

Solve triangle  $ABC$  if

93.  $A = 75.1^\circ$ ,  $b = 243$  cm, and  $c = 157$  cm  
 94.  $B = 124.2^\circ$ ,  $C = 53.8^\circ$ , and  $b = 5.73$  inches  
 95.  $a = 42.1$  m,  $b = 56.8$  m, and  $c = 65.4$  m  
 96.  $B = 32.8^\circ$ ,  $a = 625$  ft, and  $b = 521$  ft

## SECTION 9.2 TRIGONOMETRIC FORM FOR COMPLEX NUMBERS



Cardano

PHOTO: COURTESY OF THE UNIVERSITY OF TORONTO

As you know, the quadratic formula,  $x = \frac{-b \pm \sqrt{b^2 - 4ac}}{2a}$ , can be used to solve any quadratic equation in the form  $ax^2 + bx + c = 0$ . In his book *Ars Magna*, Jerome Cardano gives a similar formula that can be used to solve certain cubic equations. Here it is in our notation:

$$x^3 - px + q = 0$$

$$\text{then } x = \sqrt[3]{\frac{q}{2} + \sqrt{\left(\frac{q}{2}\right)^2 - \left(\frac{p}{3}\right)^3}} + \sqrt[3]{\frac{q}{2} - \sqrt{\left(\frac{q}{2}\right)^2 - \left(\frac{p}{3}\right)^3}}$$

This formula is known as Cardano's formula. In his book, Cardano attempts to use this formula to solve the equation

$$x^3 - 15x - 4 = 0$$

This equation has the form  $x^3 - px + q = 0$ , where  $a = 1$  and  $b = -4$ . Substituting these values for  $a$  and  $b$  in Cardano's formula, we have

$$\begin{aligned} x &= \sqrt[3]{\frac{4}{2} + \sqrt{\left(\frac{4}{2}\right)^2 - \left(\frac{15}{3}\right)^3}} + \sqrt[3]{\frac{4}{2} - \sqrt{\left(\frac{4}{2}\right)^2 - \left(\frac{15}{3}\right)^3}} \\ &= \sqrt[3]{2 + \sqrt{4 - 135}} + \sqrt[3]{2 - \sqrt{4 - 135}} \\ &= \sqrt[3]{2 + \sqrt{-121}} + \sqrt[3]{2 - \sqrt{-121}} \end{aligned}$$

Cardano couldn't go any further than this because he didn't know what to do with  $\sqrt{-121}$ . In fact, he wrote:

*I have seen to enquire after the solution to various problems for which you have given me no answer one of which concerns the cubic equal to an unknown plus a number. I have certainly grasped the rule, but when the cube of one-third of the coefficient of the unknown is greater in value than the square of one-half of the number, then, as appears, I cannot make it fit into the equation.*

Notice in his formula that if  $(a/2)^2 > (b/3)^3$ , then the result will be a negative number inside the square root.

In this section, we will take the first step in finding cube roots of complex numbers by learning how to write complex numbers in what is called *trigonometric form*. Before we do so, let's look at a definition that will give us a visual representation for complex numbers.

### DEFINITION

The graph of the complex number  $x + yi$  is a vector (arrow) that extends from the origin out to the point  $(x, y)$ .

EXAMPLE 1 Graph the complex number  $3 + 4i$  on the complex plane. Express the number in

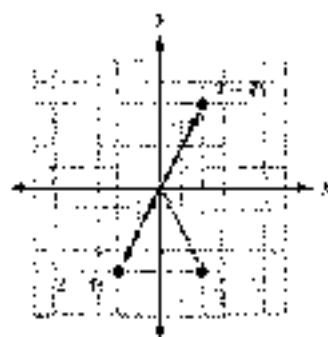


Figure 1

**EXAMPLE 2** Graph each complex number:  $2 + 4i$ ,  $-2 + 4i$ , and  $2 - 4i$ .

**SOLUTION** The graphs are shown in Figure 1. Notice how the graphs of  $2 + 4i$  and  $2 - 4i$ , which are conjugates, have symmetry about the  $x$ -axis, and that the graphs of  $2 + 4i$  and  $-2 + 4i$ , which are opposites, have symmetry about the origin. ■

**EXAMPLE 3** Graph the complex numbers  $i$ ,  $-i$ ,  $1$ , and  $-1$ .

**SOLUTION** Here are the four complex numbers written in standard form.

$$i = 0 + 1i$$

$$-i = 0 + (-1)i$$

$$1 = 1 + 0i$$

$$-1 = -1 + 0i$$

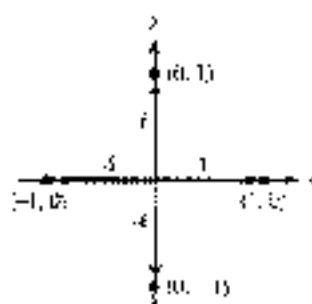


Figure 2

The graph of each is shown in Figure 2. ■

If we write a real number as a complex number in standard form, its graph will fall on the  $x$ -axis. Therefore, we call the  $x$ -axis the *real axis* when we are graphing complex numbers. Likewise, because the imaginary numbers  $i$  and  $-i$  fall on the  $y$ -axis, we call the  $y$ -axis the *imaginary axis* when we are graphing complex numbers.

#### DEFINITION

The *absolute value* or *modulus* of the complex number  $z = x + yi$  is the distance from the origin to the point  $(x, y)$ . If this distance is denoted by  $r$ , then

$$r = |z| = |x + yi| = \sqrt{x^2 + y^2}$$

EXAMPLE 4 Find the modulus of each of the complex numbers  $5i$ ,  $7$ , and  $3 + 4i$ .

**EXAMPLE 3** Find the modulus of each of the complex numbers  $5i$ ,  $7$ , and  $3 + 4i$ .

**SOLUTION** Writing each number in standard form and then applying the definition of modulus, we have

$$\text{For } z = 5i = 0 + 5i, \quad r = |z| = |0 + 5i| = \sqrt{0^2 + 5^2} = 5$$

$$\text{For } z = 7 = 7 + 0i, \quad r = |z| = |7 + 0i| = \sqrt{7^2 + 0^2} = 7$$

$$\text{For } z = 3 + 4i, \quad r = |z| = |3 + 4i| = \sqrt{3^2 + 4^2} = 5 \quad \blacksquare$$

#### DEFINITION

The *argument* of the complex number  $z = x + yi$ , denoted  $\arg(z)$ , is the smallest possible angle  $\theta$  from the positive real axis to the graph of  $z$ .

EXAMPLE 5 Find the argument of each of the complex numbers  $5i$ ,  $7$ , and  $3 + 4i$ .

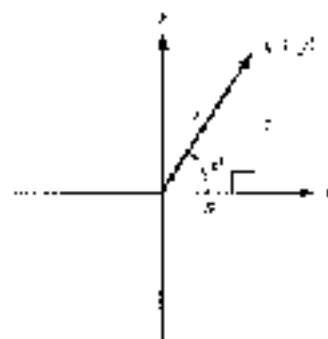


Figure 3

Figure 3 illustrates the relationships between the complex number  $z = x + yi$ , its graph, and the modulus  $r$  and argument  $\theta$  of  $z$ . From Figure 3 we see that

$$\cos \theta = \frac{x}{r} \quad \text{or} \quad x = r \cos \theta$$

and

$$\sin \theta = \frac{y}{r} \quad \text{or} \quad y = r \sin \theta$$

We can use this information to write  $z$  in terms of  $r$  and  $\theta$ .

$$\begin{aligned} z &= x + yi \\ &= r \cos \theta + i(r \sin \theta) \\ &= r \cos \theta + i r \sin \theta \\ &= r(\cos \theta + i \sin \theta) \end{aligned}$$

This last expression is called the *trigonometric form* for  $z$ , which can be abbreviated as  $r \operatorname{cis} \theta$ . The formal definition follows.

#### DEFINITION

If  $z = x + yi$  is a complex number in standard form, then the *trigonometric form* for  $z$  is given by

$$z = r(\cos \theta + i \sin \theta) = r \operatorname{cis} \theta$$

where  $r$  is the modulus of  $z$  and  $\theta$  is the argument of  $z$ .

We can convert back and forth between standard form and trigonometric form by using the relationships that follow:

$$\begin{aligned} \text{For } z = x + yi = r(\cos \theta + i \sin \theta) = r \operatorname{cis} \theta, \\ r &= \sqrt{x^2 + y^2} \quad \text{and } \theta \text{ is such that} \\ \cos \theta &= \frac{x}{r}, \quad \sin \theta = \frac{y}{r}, \quad \text{and} \quad \tan \theta = \frac{y}{x} \end{aligned}$$

(The angle  $\theta$  is the smallest positive angle for which the equalities are true.)

**EXAMPLE 4** Write  $z = -1 + i$  in trigonometric form.

**SOLUTION** We have  $x = -1$  and  $y = 1$ . Therefore,

$$r = \sqrt{(-1)^2 + 1^2} = \sqrt{2}$$

angle  $\theta$  is the smallest positive angle for which

$$\cos \theta = \frac{x}{r} = -\frac{1}{\sqrt{2}} \quad \text{and} \quad \sin \theta = \frac{y}{r} = \frac{1}{\sqrt{2}}$$

Therefore,  $\theta$  must be  $135^\circ$  or  $3\pi/4$  radians.

Using these values of  $r$  and  $\theta$  in the formula for trigonometric form, we have

$$\begin{aligned} z &= r(\cos \theta + i \sin \theta) \\ &= \sqrt{2}(\cos 135^\circ + i \sin 135^\circ) \\ &= \sqrt{2} \operatorname{cis} 135^\circ \end{aligned}$$

In radians,  $z = \sqrt{2} \operatorname{cis} (3\pi/4)$ . The graph of  $z$  is shown in Figure 4. ■

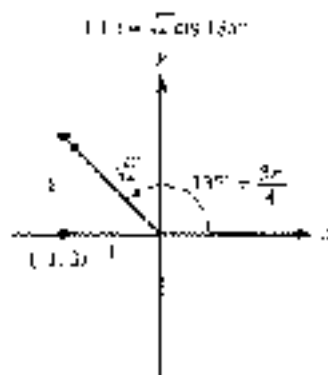


Figure 4



**EXAMPLE 5** Write  $z = 2 \operatorname{cis} 60^\circ$  in standard form.

**SOLUTION** Using exact values for  $\cos 60^\circ$  and  $\sin 60^\circ$ , we have

$$\begin{aligned} z &= 2 \operatorname{cis} 60^\circ \\ &= 2(\cos 60^\circ + i \sin 60^\circ) \\ &= 2\left(\frac{1}{2} + i\frac{\sqrt{3}}{2}\right) \\ &= 1 + i\sqrt{3} \end{aligned}$$

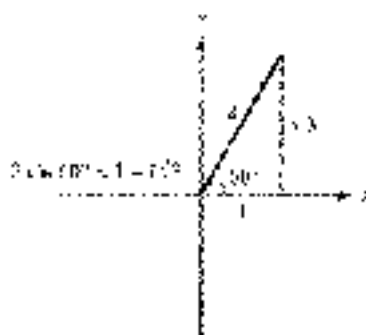


Figure 5

The graph of  $z$  is shown in Figure 5.

As you can see, converting from trigonometric form to standard form is usually more direct than converting from standard form to trigonometric form.

### USING A CALCULATOR

Most graphing calculators are able to convert a complex number between standard form (also sometimes called *rectangular form*) and trigonometric form (also called *polar form*). For example, on a TI-84 we could solve Example 4 using the  $\sin$  and  $\cos$  keys and found in the **MATH** **CPX** menu, as shown in Figure 6. On a TI-86, the conversion commands are found in the **CPLX** menu. Figure 7 shows how these commands could be used to work Example 4 and 5. The complex number  $-1 + i\sqrt{3}$  is entered as an ordered pair  $(-1, \sqrt{3})$ , and  $2 \operatorname{cis} 60^\circ$  is entered as  $(2, 60^\circ)$ . In both cases, we have set the calculator to degree mode.



Figure 6



Figure 7

Check the manual for your model to see if your calculator is able to convert complex numbers to trigonometric form. You may find the commands listed in the index under polar coordinates (we will explore polar coordinates later in this chapter).

**EXAMPLE 3** In the introduction to this section, we mentioned two complex numbers that Jerome Cardan had difficulty with:  $2 + \sqrt{-12}$  and  $2 - \sqrt{-12}$ . Write each of these numbers in trigonometric form.

**SOLUTION** First we write them as complex numbers:

$$2 + \sqrt{-12} = 2 + i\sqrt{12}$$

$$2 - \sqrt{-12} = 2 - i\sqrt{12}$$

The modulus of each is

$$r = \sqrt{2^2 + 12} = \sqrt{16} = 4\sqrt{1}$$

For  $z = 2 + i\sqrt{12}$ , we have  $\tan \theta = \sqrt{12}/2$  and  $\theta \in \text{QI}$ . Using a calculator and rounding to the nearest hundredth of a degree, we find that  $\theta = \tan^{-1}(\sqrt{3}) \approx 79.73^\circ$ . Therefore,

$$\begin{aligned} 2 + i\sqrt{12} &= 4\sqrt{1}(\cos 79.73^\circ + i \sin 79.73^\circ) \\ &= 4\sqrt{1} \operatorname{cis} 79.73^\circ \end{aligned}$$

For  $z = 2 - i\sqrt{12}$ , we have  $\tan \theta = -\sqrt{12}/2$  and  $\theta \in \text{QIV}$ , giving us  $\theta = 360^\circ - 79.73^\circ = 280.27^\circ$  to the nearest hundredth of a degree. Therefore,

$$\begin{aligned} 2 - i\sqrt{12} &= 4\sqrt{1}(\cos 280.27^\circ + i \sin 280.27^\circ) \\ &= 4\sqrt{1} \operatorname{cis} 280.27^\circ \end{aligned}$$

### GETTING READY FOR CLASS

- After reading through the preceding section, respond in your own words and in complete sentences.
- How do you draw the graph of a complex number?
  - Define the absolute value of a complex number.
  - What is the argument of a complex number?
  - What is the first step in writing the complex number  $a + bi$  in trigonometric form?

### PROBLEM SET B 2

Graph each complex number. In each case, give the absolute value of the number.

1.  $3 + 4i$

2.  $3 - 4i$

3.  $1 - i$

4.  $1 + i$

5.  $-5i$

6.  $4i$

7.  $2$

8.  $-4$

9.  $-4 - 3i$

10.  $-3 - 4i$

Graph each complex number along with its opposite and conjugate.

11.  $2 - i$

12.  $2 + i$

13.  $4i$

14.  $-2i$

15.  $-3$

16.  $5$

17.  $-5 - 2i$

18.  $-3 + 5i$

Write each complex number in standard form.

19.  $2(\cos 30^\circ + i \sin 30^\circ)$

20.  $4(\cos 117^\circ - i \sin 117^\circ)$

21.  $4\left(\cos \frac{2\pi}{3} + i \sin \frac{2\pi}{3}\right)$

22.  $8\left(\cos \frac{2\pi}{3} - i \sin \frac{2\pi}{3}\right)$



- 23.  $1 \text{ cis } 210^\circ$       24.  $1 \text{ cis } 240^\circ$       25.  $1 \text{ cis } \frac{7\pi}{4}$       26.  $\sqrt{2} \text{ cis } \frac{3\pi}{4}$

Use a calculator to help write each complex number in standard form. Round the numbers in your answers to the nearest hundredth.

27.  $10(\cos 2^\circ + i \sin 12^\circ)$       28.  $10(\cos 311^\circ + i \sin 41^\circ)$   
 29.  $10(\cos 2.5 + i \sin 2.5)$       30.  $10(\cos 1 + i \sin 1)$   
 31.  $1 \text{ cis } 205^\circ$       32.  $1 \text{ cis } 151^\circ$       33.  $10 \text{ cis } 6^\circ$       34.  $10 \text{ cis } 5^\circ$

Write each complex number in trigonometric form, once using degrees and once using radians. In each case, begin by sketching the graph to help find the argument  $\theta$ .

35.  $-1 - i$       36.  $-i$       37.  $1 - i$       38.  $-1 - i$   
 39.  $3 + 3i$       40.  $5 - 5i$       41.  $8i$       42.  $-8i$   
 43.  $-9$       44.  $2$       45.  $-2 + 2i\sqrt{3}$       46.  $-2i\sqrt{3} - 2i$

Write each complex number in trigonometric form. Round all angles to the nearest hundredth of a degree.

- 47.  $3 - 4i$       48.  $3 - 4i$       49.  $-30 + 21i$       50.  $-2 - 20i$   
 51.  $7 - 20i$       52.  $-1 - 2i$       53.  $8 - 15i$       54.  $-1 - 2i$

► Use your graphing calculator to convert the complex number to trigonometric form in the problems below.

55. Problem 47      56. Problem 48      57. Problem 49      58. Problem 50  
 59. Problem 51      60. Problem 52      61. Problem 53      62. Problem 54

63. Show that  $2 \text{ cis } 30^\circ$  and  $2 \text{ cis } (-30^\circ)$  are conjugates.  
 64. Show that  $2 \text{ cis } 60^\circ$  and  $2 \text{ cis } (-60^\circ)$  are conjugates.  
 65. Show that if  $z = \cos \theta + i \sin \theta$ , then  $\bar{z} = \cos \theta - i \sin \theta$ .  
 66. Show that if  $z = \cos \theta + i \sin \theta$ , then  $\bar{z} = \cos \theta - i \sin \theta$ .

#### REVIEW PROBLEMS

The problems that follow review material we covered in Sections 5.2 and 7.2. Reviewing the problems from Section 5.2 will help you understand the next section.

67. Use the formula for  $\cos(A - B)$  to find the exact value of  $\cos 75^\circ$ .  
 68. Use the formula for  $\sin(A + B)$  to find the exact value of  $\sin 75^\circ$ .

Let  $\sin A = 3/5$  with  $A$  in Q1 and  $\sin B = 5/13$  with  $B$  in Q1 and find

69.  $\sin(A - B)$       70.  $\cos(A + B)$

Simplify each expression to a single trigonometric function.

71.  $\sin 33^\circ \cos 90^\circ + \cos 33^\circ \sin 90^\circ$       72.  $\cos 30^\circ \cos 90^\circ + \sin 30^\circ \sin 90^\circ$   
 73.  $\cos 13^\circ \cos 32^\circ + \sin 13^\circ \sin 32^\circ$       74.  $\sin 13^\circ \cos 32^\circ + \cos 13^\circ \sin 32^\circ$

In triangle  $ABC$ ,  $A = 45.6^\circ$  and  $b = 567$  inches. Find  $B$  for each value of  $a$  below. (You may get out of two values of  $B$ , or you may find that no triangle fits the given description.)

75.  $a = 234$  inches      76.  $a = 674$  inches  
 77.  $a = 456$  inches      78.  $a = 789$  inches

#### EXTENDING THE CONCEPTS

79. With the publication of *De Revolutionibus*, a dispute arose between Copernicus and another mathematician named Tartaglia. What was that dispute? In your opinion, who was at fault?



Tartaglia

## SECTION 8.3 PRODUCTS AND QUOTIENTS IN TRIGONOMETRIC FORM

Multiplication and division with complex numbers becomes a very simple process when the numbers are written in trigonometric form. Let's state the rule for finding the product of two complex numbers written in trigonometric form as a theorem and then prove the theorem.

### THEOREM (MULTIPLICATION)

If

$$z_1 = r_1(\cos \theta_1 + i \sin \theta_1) = r_1 \operatorname{cis} \theta_1$$

and

$$z_2 = r_2(\cos \theta_2 + i \sin \theta_2) = r_2 \operatorname{cis} \theta_2$$

are two complex numbers in trigonometric form, then their product,  $z_1 z_2$ , is

$$\begin{aligned} z_1 z_2 &= [r_1(\cos \theta_1 + i \sin \theta_1)][r_2(\cos \theta_2 + i \sin \theta_2)] \\ &= r_1 r_2 [\cos \theta_1 \cos \theta_2 + i \sin \theta_1 \cos \theta_2 \\ &\quad + i \cos \theta_1 \sin \theta_2 + i^2 \sin \theta_1 \sin \theta_2] \\ &= r_1 r_2 [\cos(\theta_1 + \theta_2) + i \sin(\theta_1 + \theta_2)] \end{aligned}$$

*In words:* To multiply two complex numbers in trigonometric form, multiply absolute values and add angles.

*Now Work* PROBLEM 49 IN SECTION 8.3. *Now Work* PROBLEM 51 IN SECTION 8.3. *Now Work* PROBLEM 53 IN SECTION 8.3.

### PROOF

We begin by multiplying algebraically. Then we simplify our product by using the sum formulas we introduced in Section 5.2.

$$\begin{aligned} z_1 z_2 &= r_1(\cos \theta_1 + i \sin \theta_1)[r_2(\cos \theta_2 + i \sin \theta_2)] \\ &= r_1 r_2 (\cos \theta_1 \cos \theta_2 + i \sin \theta_1 \cos \theta_2 \\ &\quad + i \cos \theta_1 \sin \theta_2 + i^2 \sin \theta_1 \sin \theta_2) \\ &= r_1 r_2 [\cos \theta_1 \cos \theta_2 + i(\sin \theta_1 \cos \theta_2 + \cos \theta_1 \sin \theta_2) \\ &\quad - \sin \theta_1 \sin \theta_2] \\ &= r_1 r_2 [\cos \theta_1 \cos \theta_2 + \sin \theta_1 \cos \theta_2 + \cos \theta_1 \sin \theta_2 \\ &\quad - \sin \theta_1 \sin \theta_2] \\ &= r_1 r_2 [\cos(\theta_1 + \theta_2) + i \sin(\theta_1 + \theta_2)] \end{aligned}$$

This completes our proof. As you can see, to multiply two complex numbers in trigonometric form, we multiply absolute values,  $r_1 r_2$ , and add angles,  $\theta_1 + \theta_2$ . ■

**EXAMPLE 1** Find the product of  $5 \operatorname{cis} 40^\circ$  and  $3 \operatorname{cis} 10^\circ$ .

**SOLUTION** Applying the formula from our theorem on products, we have

$$\begin{aligned} (5 \operatorname{cis} 40^\circ)(3 \operatorname{cis} 10^\circ) &= 3 \cdot 5 \operatorname{cis}(40^\circ + 10^\circ) \\ &= 15 \operatorname{cis} 50^\circ \end{aligned}$$

**EXAMPLE 2** Find the product of  $z_1 = 1 + \sqrt{3}i$  and  $z_2 = -\sqrt{3} + i$  in standard form, and then write  $z_1$  and  $z_2$  in trigonometric form and find their product in polar form.



**SOLUTION** Leaving each complex number in standard form and multiplying we have

$$\begin{aligned} z_1 z_2 &= (1 + i\sqrt{3})(-\sqrt{3} + i) \\ &= -\sqrt{3} + i - 3 + i\sqrt{3} \\ &= -2\sqrt{3} + 2i \end{aligned}$$

Changing  $z_1$  and  $z_2$  to trigonometric form and multiplying looks like this:

$$\begin{aligned} z_1 &= 1 + i\sqrt{3} = 2(\cos 60^\circ + i \sin 60^\circ) \\ z_2 &= -\sqrt{3} + i = 2(\cos 150^\circ + i \sin 150^\circ) \\ z_1 z_2 &= [2(\cos 60^\circ + i \sin 60^\circ)][2(\cos 150^\circ + i \sin 150^\circ)] \\ &= 4(\cos 210^\circ + i \sin 210^\circ) \end{aligned}$$

To compare our two products, we convert our product in trigonometric form to standard form:

$$\begin{aligned} 4(\cos 210^\circ + i \sin 210^\circ) &= 4\left(-\frac{\sqrt{3}}{2} - \frac{1}{2}i\right) \\ &= -2\sqrt{3} - 2i \end{aligned}$$

As you can see, both methods of multiplying complex numbers produce the same result.  $\blacksquare$



Abraham de Moivre

Abraham de Moivre (1667–1758) was a French mathematician who made significant contributions to the theory of probability and the development of analytic geometry.

The next theorem is an extension of the work we have done so far with multiplication. It is named after Abraham de Moivre, who published the formula in a paper in 1722. De Moivre was born in France but emigrated to London to avoid religious persecution. Although he was a competent mathematician, as a foreigner he was unable to attain a post at a university and had to earn a living as a private tutor of mathematics. De Moivre made significant contributions to the development of analytic geometry and the theory of probability. We will not give a formal proof of the theorem.

#### DE MOIVRE'S THEOREM

If  $z = r(\cos \theta + i \sin \theta) = r \operatorname{cis} \theta$  is a complex number in trigonometric form and  $n$  is an integer, then

$$\begin{aligned} z^n &= [r(\cos \theta + i \sin \theta)]^n \\ &= r^n (\cos n\theta + i \sin n\theta) \\ &= r^n \operatorname{cis} n\theta \end{aligned}$$

FIGURE 49 The complex number  $z = r \operatorname{cis} \theta$  and its powers.

FIGURE 50 The complex number  $z = r \operatorname{cis} \theta$  and its powers.

The theorem seems reasonable after the work we have done with multiplication. For example, if  $n$  is 2,

$$\begin{aligned} [r(\cos \theta + i \sin \theta)]^2 &= r(\cos \theta + i \sin \theta) \cdot r(\cos \theta + i \sin \theta) \\ &= r^2 (\cos^2 \theta - \sin^2 \theta + i \sin(\theta + \theta)) \\ &= r^2 (\cos 2\theta + i \sin 2\theta) \end{aligned}$$

**EXAMPLE 3** Find  $(1 + i)^{10}$ .**SOLUTION** First we write  $1 + i$  in trigonometric form:

$$1 + i = \sqrt{2} \left( \cos \frac{\pi}{4} + i \sin \frac{\pi}{4} \right)$$

Then we use de Moivre's Theorem to raise this expression to the 10th power:

$$\begin{aligned} (1 + i)^{10} &= \left[ \sqrt{2} \left( \cos \frac{\pi}{4} + i \sin \frac{\pi}{4} \right) \right]^{10} \\ &= (\sqrt{2})^{10} \left( \cos 10 \cdot \frac{\pi}{4} + i \sin 10 \cdot \frac{\pi}{4} \right) \\ &= 32 \left( \cos \frac{5\pi}{2} + i \sin \frac{5\pi}{2} \right) \end{aligned}$$

which we can simplify to

$$32 \left( \cos \frac{\pi}{2} + i \sin \frac{\pi}{2} \right)$$

because  $\pi/2$  and  $5\pi/2$  are coterminal. In standard form, our result is

$$\begin{aligned} &= 32(1 + i) \\ &= 32i \end{aligned}$$

That is,

$$(1 + i)^{10} = 32i$$

Multiplication with complex numbers in trigonometric form is accomplished by multiplying absolute values and adding angles, so we should expect that division is accomplished by dividing absolute values and subtracting angles.

**PROPERTIES OF QUOTIENTS**

If

$$z_1 = r_1(\cos \theta_1 + i \sin \theta_1) = r_1 \operatorname{cis} \theta_1$$

and

$$z_2 = r_2(\cos \theta_2 + i \sin \theta_2) = r_2 \operatorname{cis} \theta_2$$

are two complex numbers in trigonometric form, then their quotient,  $z_1/z_2$ , is

$$\begin{aligned} \frac{z_1}{z_2} &= \frac{r_1(\cos \theta_1 + i \sin \theta_1)}{r_2(\cos \theta_2 + i \sin \theta_2)} \\ &= \frac{r_1}{r_2} [\cos(\theta_1 - \theta_2) + i \sin(\theta_1 - \theta_2)] \\ &= \frac{r_1}{r_2} \operatorname{cis}(\theta_1 - \theta_2) \end{aligned}$$

**PROOF**

As was the case with division of complex numbers in standard form, the major step in this proof is multiplying the numerator and denominator of our quotient by the conjugate of the denominator:

$$\begin{aligned} \frac{z_1(\cos \theta_1 + i \sin \theta_1)}{z_2(\cos \theta_2 + i \sin \theta_2)} &= \frac{z_1(\cos \theta_1 + i \sin \theta_1)}{z_2(\cos \theta_2 + i \sin \theta_2)} \cdot \frac{(\cos \theta_2 - i \sin \theta_2)}{(\cos \theta_2 - i \sin \theta_2)} \\ &= \frac{z_1(\cos \theta_1 - i \sin \theta_1)(\cos \theta_2 + i \sin \theta_2)}{z_2(\cos^2 \theta_2 + \sin^2 \theta_2)} \\ &= \frac{z_1}{z_2} (\cos \theta_1 \cos \theta_2 + \sin \theta_1 \sin \theta_2 + i(\sin \theta_1 \cos \theta_2 - \cos \theta_1 \sin \theta_2)) \\ &= \frac{z_1}{z_2} (\cos(\theta_1 - \theta_2) + i \sin(\theta_1 - \theta_2)) \quad \blacksquare \end{aligned}$$

**EXAMPLE 4** Find the quotient when  $20(\cos 75^\circ + i \sin 75^\circ)$  is divided by  $4(\cos 40^\circ + i \sin 40^\circ)$ .

**SOLUTION** We divide according to the formula given in our theorem on division.

$$\begin{aligned} \frac{20(\cos 75^\circ + i \sin 75^\circ)}{4(\cos 40^\circ + i \sin 40^\circ)} &= \frac{20}{4} [\cos(75^\circ - 40^\circ) + i \sin(75^\circ - 40^\circ)] \\ &= 5(\cos 35^\circ + i \sin 35^\circ) \quad \blacksquare \end{aligned}$$

**EXAMPLE 5** Divide  $z_1 = 1 + i\sqrt{3}$  by  $z_2 = \sqrt{3} + i$  and leave the answer in standard form. Then change each to trigonometric form and divide again.

**SOLUTION** Dividing in standard form, we have

$$\begin{aligned} \frac{z_1}{z_2} &= \frac{1 + i\sqrt{3}}{\sqrt{3} + i} \\ &= \frac{1 + i\sqrt{3}}{\sqrt{3} + i} \cdot \frac{\sqrt{3} - i}{\sqrt{3} - i} \\ &= \frac{\sqrt{3} - i + 3i - i^2\sqrt{3}}{3 + 1} \\ &= \frac{2\sqrt{3} + 2i}{4} \\ &= \frac{\sqrt{3}}{2} + \frac{1}{2}i \end{aligned}$$

Change  $z_1$  and  $z_2$  to trigonometric form.

$$z_1 = 1 + i\sqrt{3} = 2 \operatorname{cis} \frac{\pi}{3}$$

$$z_2 = \sqrt{3} - i = 2 \operatorname{cis} \frac{5\pi}{6}$$

and dividing again, we have

$$\begin{aligned} \frac{z_1}{z_2} &= \frac{2 \operatorname{cis} (\pi/3)}{2 \operatorname{cis} (5\pi/6)} \\ &= \frac{2}{2} \operatorname{cis} \left( \frac{\pi}{3} - \frac{5\pi}{6} \right) \\ &= 1 \operatorname{cis} \frac{-\pi}{6} \end{aligned}$$

which, in standard form, is

$$\frac{\sqrt{3}}{2} - \frac{1}{2}i$$

### GETTING READY FOR CLASS

After reading this chapter, re-reading sections, respond to your own words and in complete sentences.

- How do you multiply two complex numbers written in trigonometric form?
- How do you divide two complex numbers written in trigonometric form?
- What is the argument of the complex number that results when  $\sqrt{2}(\cos 45^\circ + i \sin 45^\circ)$  is raised to the 10th power?
- What is the modulus of the complex number that results when  $\sqrt{2}(\cos 45^\circ + i \sin 45^\circ)$  is raised to the 10th power?

### PROBLEM SET 8.3

Multiply. Leave all answers in trigonometric form.

- $3(\cos 30^\circ + i \sin 30^\circ) \cdot 4(\cos 50^\circ + i \sin 50^\circ)$
- $5(\cos 15^\circ + i \sin 15^\circ) \cdot 2(\cos 25^\circ + i \sin 25^\circ)$
- $7(\cos 110^\circ + i \sin 110^\circ) \cdot 8(\cos 47^\circ - i \sin 47^\circ)$
- $9(\cos 115^\circ + i \sin 115^\circ) \cdot 4(\cos 51^\circ - i \sin 51^\circ)$

$$5. 2 \operatorname{cis} \frac{3\pi}{4} \cdot 2 \operatorname{cis} \frac{\pi}{4}$$

$$6. 2 \operatorname{cis} \frac{2\pi}{3} \cdot 4 \operatorname{cis} \frac{\pi}{6}$$

Find the product  $z_1 z_2$  in standard form. Then write  $z_1$  and  $z_2$  in trigonometric form and find their product again. Finally, convert the answer that is in trigonometric form to standard form to show that the two products are equal.

$$7. z_1 = 1 + i, z_2 = 1 - i$$

$$8. z_1 = 1 + i, z_2 = 2 + 2i$$

$$9. z_1 = 1 + i\sqrt{3}, z_2 = \sqrt{3} - i$$

$$10. z_1 = 1 - i\sqrt{3}, z_2 = \sqrt{3} - i$$





11.  $z_1 = 2i$ ,  $z_2 = -4i$   
 12.  $z_1 = 2i$ ,  $z_2 = -5i$   
 13.  $z_1 = 1 + i$ ,  $z_2 = -4i$   
 14.  $z_1 = 1 + i$ ,  $z_2 = 2i$   
 15.  $z_1 = -5$ ,  $z_2 = 1 + 2\sqrt{3}i$   
 16.  $z_1 = -5$ ,  $z_2 = \sqrt{2} + i$

17. We know that  $2i + 3i = 5i^2 = -5$ . Change 2i and 3i to trigonometric form, and demonstrate that their product in trigonometric form is still  $-5$ .  
 18. Change 11 and  $i$  to trigonometric form and then multiply. Show that this product is 8i.

Use de Moivre's Theorem to find each of the following. Write your answer in standard form.

19.  $[2(\cos 15^\circ + i \sin 15^\circ)]^6$   
 20.  $[4(\cos 15^\circ + i \sin 15^\circ)]^5$   
 21.  $\left[3\left(\cos \frac{\pi}{3} + i \sin \frac{\pi}{3}\right)\right]^4$   
 22.  $\left[3\left(\cos \frac{\pi}{6} + i \sin \frac{\pi}{6}\right)\right]^4$   
 23.  $(\text{cis } 12^\circ)^{10}$   
 24.  $(\text{cis } 8^\circ)^{10}$   
 25.  $\left(\sqrt{2} \text{cis } \frac{\pi}{2}\right)^{10}$   
 26.  $\left(\sqrt{2} \text{cis } \frac{7\pi}{18}\right)^{10}$   
 27.  $(1 + i)^8$   
 28.  $(1 + i)^7$   
 29.  $(\sqrt{2} - i)^8$   
 30.  $(\sqrt{2} + i)^7$   
 31.  $(1 + i)^2$   
 32.  $(1 + i)^3$   
 33.  $(-1 - 2i)^3$   
 34.  $(-2 - 2i)^3$

Divide. Leave your answers in trigonometric form.

35.  $\frac{2i(\cos 70^\circ + i \sin 70^\circ)}{3i(\cos 40^\circ + i \sin 40^\circ)}$   
 36.  $\frac{30(\cos 45^\circ + i \sin 45^\circ)}{10(\cos 30^\circ + i \sin 30^\circ)}$   
 37.  $\frac{28(\cos 51^\circ + i \sin 51^\circ)}{2(\cos 32^\circ + i \sin 32^\circ)}$   
 38.  $\frac{21(\cos 43^\circ + i \sin 43^\circ)}{14(\cos 44^\circ + i \sin 44^\circ)}$   
 39.  $\frac{4 \text{cis } \frac{7}{3}}{8 \text{cis } \frac{\pi}{6}}$   
 40.  $\frac{5 \text{cis } \frac{2\pi}{3}}{8 \text{cis } \frac{\pi}{2}}$

Find the quotient  $z_1/z_2$  in standard form. Then write  $z_1$  and  $z_2$  in trigonometric form and find their quotient  $z_1/z_2$  in trigonometric form. Convert the answer that is in trigonometric form to standard form to show that the two quotients are equal.

41.  $z_1 = 2 + 2i$ ,  $z_2 = 1 + i$   
 42.  $z_1 = 2 - 2i$ ,  $z_2 = 1 - i$   
 43.  $z_1 = \sqrt{2} + i$ ,  $z_2 = 2i$   
 44.  $z_1 = 1 + i\sqrt{3}$ ,  $z_2 = 2i$   
 45.  $z_1 = 4 + 4i$ ,  $z_2 = 2 - 2i$   
 46.  $z_1 = 6 + 6i$ ,  $z_2 = -3 + 3i$   
 47.  $z_1 = i$ ,  $z_2 = -4$   
 48.  $z_1 = -6$ ,  $z_2 = 3$

Convert all complex numbers to trigonometric form and then simplify each expression. Write all answers in standard form.

49.  $\frac{(1 + i\sqrt{3})^2}{-2 + 2i}$   
 50.  $\frac{(\sqrt{3} + i)^4(2i)^5}{(1 + i)^4}$   
 51.  $\frac{(1 + i\sqrt{3})(\sqrt{3} - i)^2}{(1 - i\sqrt{3})^2}$   
 52.  $\frac{(2 - 2i)^6(-3 + 3i)^5}{(\sqrt{2} + i)^6}$

53. Show that  $x = 2(\cos 60^\circ + i \sin 60^\circ)$  is a solution to the quadratic equation  $x^2 - 2x + 4 = 0$  by replacing  $x$  with  $2(\cos 60^\circ + i \sin 60^\circ)$  and simplifying.  
 54. Show that  $x = 2(\cos 300^\circ + i \sin 300^\circ)$  is a solution to the quadratic equation  $x^2 - 2x + 4 = 0$ .

55. Show that  $w = 2\cos 15^\circ + i\sin 15^\circ$  is a fourth root of  $z = i + 2i\sqrt{3}$  by raising  $w$  to the fourth power and simplifying to get  $z$ . (The number  $w$  is a fourth root of  $z$  if  $w^4 = z^{1/4}$ , if the fourth power of  $w$  is  $z$ ,  $w^4 = z$ .)
56. Show that  $r = 1/2 + i\sqrt{3}/2$  is a cube root of  $-1$ .

De Moivre's Theorem can be used to find reciprocals of complex numbers. Recall from algebra that the reciprocal of  $x$  is  $1/x$ , which can be expressed as  $x^{-1}$ . Use this fact, along with de Moivre's Theorem, to find the reciprocal of each number below.

57.  $1 + i$       58.  $1 - i$       59.  $\sqrt{2} - i$       60.  $i\sqrt{3} + 1$

#### REVIEW PROBLEMS

The problems that follow review material we covered in Sections 5.3, 5.4, 7.1, and 7.3.

If  $\cos A = 1/3$  and  $A$  is between  $90^\circ$  and  $180^\circ$  find

61.  $\cos 2A$       62.  $\sin 2A$       63.  $\sin \frac{A}{2}$       64.  $\cos \frac{A}{2}$   
 65.  $\sec \frac{A}{2}$       66.  $\csc \frac{A}{2}$       67.  $\tan 2A$       68.  $\cot \frac{A}{2}$



69. **Distance and Bearing** A crew member on a fishing boat traveling due north off the coast of California, observes that the bearing of Moro Rock from the boat is  $N 35^\circ E$ . After sailing another 1.7 miles, the crew member looks back to find that the bearing of Moro Rock from the ship is  $S 37^\circ E$ . At that time, how far is the boat from Moro Rock?

70. **Length** A tent pole is held in place by two guy wires on opposite sides of the pole. One of the guy wires makes an angle of  $43.3^\circ$  with the ground and is 10.1 feet long. How long is the other guy wire if it makes an angle of  $34.5^\circ$  with the ground?



71. **True Course and Speed** A plane is flying with an airspeed of 170 miles per hour with a heading of  $142^\circ$ . The wind currents are a constant 28 miles per hour in the direction of due north. Find the true course and ground speed of the plane.
72. **Geometry** If a parallelogram has sides of 23 centimeters and 22 centimeters that meet at an angle of  $11^\circ$ , how long is the longer diagonal?

## SECTION 8.4 ROOTS OF A COMPLEX NUMBER

What is it about mathematics that draws some people toward it? In many cases, it is the fact that we can describe the world around us with mathematics. For some people, mathematics gives a clearer picture of the world in which we live. In other cases, the attraction is within mathematics itself. That is, for some people, mathematics itself is attractive, regardless of its connection to the real world. What you will find in this section is something in this second category. It is a property that real and complex numbers contain that is, by itself, surprising and attractive to people who enjoy mathematics. It has to do with roots of real and complex numbers.



If we solve the equation  $x^2 = 25$ , our solutions will be square roots of 25. (Likewise, if we solve  $x^3 = 8$ , our solutions will be cube roots of 8. Further, the solutions to  $x^4 = 81$  will be fourth roots of 81.)

Without showing the work involved, here are the solutions to these three equations:

Equation	Solutions
$x = 25$	$\pm 5$ and $5$
$x^3 = 8$	$2$ , $1 - i\sqrt{3}$ , and $1 + i\sqrt{3}$
$x = 81$	$-3$ , $3$ , $3i$ , and $3i$

The number 25 has two square roots, 8 has three cube roots, and 81 has four fourth roots. As we progress through this section, you will see that the numbers we used in the equations given are unimportant: every real (or complex) number has exactly two square roots, three cube roots, and four fourth roots. In fact, every real (or complex) number has exactly  $n$  distinct  $n$ th roots, a surprising and attractive fact about numbers. The key to finding these roots is trigonometric form for complex numbers.

Suppose that  $w$  and  $z$  are complex numbers such that  $w$  is an  $n$ th root of  $z$ . That is,

$$w^n = z$$

If we raise both sides of this last equation to the  $n$ th power, we have

$$w^{n^2} = z^n$$

Now suppose  $z = r(\cos \theta + i \sin \theta)$  and  $w = s(\cos \alpha + i \sin \alpha)$ . Substituting these expressions into the equation  $w^n = z$ , we have

$$[s(\cos \alpha + i \sin \alpha)]^n = r(\cos \theta + i \sin \theta)$$

We can rewrite the left side of this last equation, using de Moivre's Theorem,

$$s^n(\cos n\alpha + i \sin n\alpha) = r(\cos \theta + i \sin \theta)$$

The only way these two expressions can be equal is if their absolute values are equal and their angles are coterminal.

*Absolute Values  
Equal*

$$s^n = r$$

*Angles  
Coterminal*

$$n\alpha = \theta + 360^\circ k \quad k \text{ is any integer}$$

Solving for  $s$  and  $\alpha$ , we have

$$s = r^{1/n} \quad \alpha = \frac{\theta + 360^\circ k}{n} = \frac{\theta}{n} + \frac{360^\circ}{n} k$$

To summarize, we find the  $n$ th roots of a complex number by first finding the real  $n$ th root of the absolute value (the modulus). The angle for the first root will be  $\theta/n$ , and the angles for the remaining roots are found by adding multiples of  $360^\circ/n$ . The values for  $k$  will range from 0 to  $n - 1$ , because when  $k = n$  we would be adding

$$\frac{360^\circ}{n} \cdot n = 360^\circ$$

which would be coterminal with the first angle.

**THEOREM (ROOTS)**The  $n$ th roots of the complex number

$$z = r(\cos \theta + i \sin \theta) = r \operatorname{cis} \theta$$

are given by

$$w_k = r^{1/n} \left[ \cos \left( \frac{\theta}{n} + \frac{360^\circ}{n} k \right) + i \sin \left( \frac{\theta}{n} + \frac{360^\circ}{n} k \right) \right] \\ = r^{1/n} \operatorname{cis} \left( \frac{\theta}{n} + \frac{360^\circ}{n} k \right)$$

where  $k = 0, 1, 2, \dots, n-1$ .**EXAMPLE 4** Find the 4 fourth roots of  $z = 16(\cos 60^\circ + i \sin 60^\circ)$ .**SOLUTION** According to the formula given in our theorem on roots, the 4 fourth roots will be

$$w_k = 16^{1/4} \left[ \cos \left( \frac{60^\circ}{4} + \frac{360^\circ}{4} k \right) + i \sin \left( \frac{60^\circ}{4} + \frac{360^\circ}{4} k \right) \right] \quad k = 0, 1, 2, 3 \\ = 2 \operatorname{cis} (15^\circ + 90^\circ k) = 2 \operatorname{cis} (15^\circ + 90^\circ k)$$

Replacing  $k$  with 0, 1, 2, and 3, we have

$$\begin{aligned} w_0 &= 2(\cos 15^\circ + i \sin 15^\circ) = 2 \operatorname{cis} 15^\circ && \text{when } k = 0 \\ w_1 &= 2(\cos 105^\circ + i \sin 105^\circ) = 2 \operatorname{cis} 105^\circ && \text{when } k = 1 \\ w_2 &= 2(\cos 195^\circ + i \sin 195^\circ) = 2 \operatorname{cis} 195^\circ && \text{when } k = 2 \\ w_3 &= 2(\cos 285^\circ + i \sin 285^\circ) = 2 \operatorname{cis} 285^\circ && \text{when } k = 3 \end{aligned}$$

It is interesting to note the graphical relationship among these four roots, as illustrated in Figure 1. Because the modulus for each root is 2, the terminal point of the vector used to represent each root lies on a circle of radius 2. The vector representing the first root makes an angle of  $\theta/n = 15^\circ$  with the positive  $x$ -axis, then each following root has a vector that is rotated an additional  $360^\circ/n = 90^\circ$  in the counterclockwise direction from the previous root. Because the fraction  $360^\circ/n$  represents one complete revolution divided into  $n$  equal parts, the  $n$ th roots of a complex number will always be evenly distributed around a circle of radius  $r^{1/n}$ .

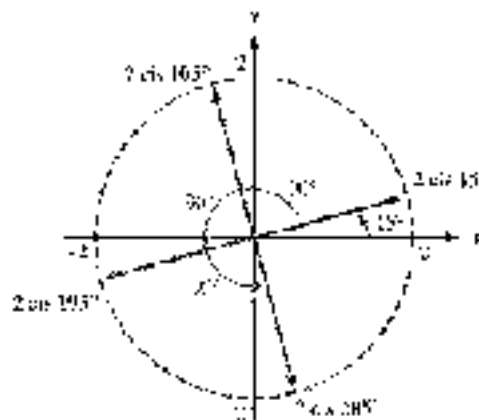


Figure 1



**NOTE** This is a pattern, and the only case where  $n \neq 4$ .



Figure 2

**Calculator Note** If we use a graphing calculator to solve Example 1, we will only get one of the 4 fourth roots. Figure 2 shows the result with the values rounded to four decimal places. The complex number given by the calculator is an approximation of  $2 \text{ cis } 15^\circ$ .

One application of finding roots is in solving certain equations, as our next examples illustrate.

**EXAMPLE 2** Solve  $x^3 = -1$ .

**SOLUTION** Adding 1 to each side of the equation, we have

$$x^3 = -1$$

The solutions to this equation are the cube roots of  $-1$ . We already know that one of the cube roots of  $-1$  is  $-1$ . There are two other complex cube roots as well. To find them, we write  $-1$  in trigonometric form and then apply the formula from our theorem on roots. Writing  $-1$  in trigonometric form, we have

$$-1 = 1 \text{ cis } \pi = 1 (\cos \pi + i \sin \pi)$$

The 3 cube roots are given by

$$w_k = |w|^{1/3} \left[ \cos \left( \frac{\pi}{3} + \frac{2\pi k}{3} \right) + i \sin \left( \frac{\pi}{3} + \frac{2\pi k}{3} \right) \right]$$

where  $k = 0, 1$ , and  $2$ . Replacing  $k$  with  $0, 1$ , and  $2$  and then simplifying each result, we have

$$w_0 = \cos \frac{\pi}{3} + i \sin \frac{\pi}{3} = \frac{1}{2} + \frac{\sqrt{3}}{2}i \quad \text{when } k = 0$$

$$w_1 = \cos \pi + i \sin \pi = -1 \quad \text{when } k = 1$$

$$w_2 = \cos \frac{5\pi}{3} + i \sin \frac{5\pi}{3} = \frac{1}{2} - \frac{\sqrt{3}}{2}i \quad \text{when } k = 2$$

The graphs of these three roots, which are evenly spaced around the unit circle, are shown in Figure 3.

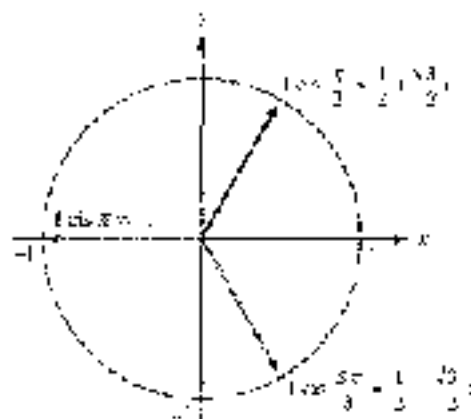


Figure 3

Note that the two complex roots are conjugates. Let's check our result by cubing it:

$$\begin{aligned} w_3^3 &= \left( \cos \frac{\pi}{3} + i \sin \frac{\pi}{3} \right)^3 \\ &= \cos \left( 3 \cdot \frac{\pi}{3} \right) + i \sin \left( 3 \cdot \frac{\pi}{3} \right) \\ &= \cos \pi + i \sin \pi \\ &= -1 \end{aligned}$$

You may have noticed that the equation in Example 3 can be solved by algebraic methods. Let's solve  $x^3 + 1 = 0$  by factoring and compare our results to those in Example 3. Recall the formula for factoring the sum of two cubes as follows:  $a^3 + b^3 = (a + b)(a^2 - ab + b^2)$ .

$$\begin{aligned} x^3 + 1 &= 0 \\ (x + 1)(x^2 - x + 1) &= 0 && \text{Factor the left side.} \\ x + 1 = 0 &\quad x^2 - x + 1 = 0 && \text{Set factors equal to 0.} \end{aligned}$$

The first equation gives us  $x = -1$  for a solution. To solve the second equation, we use the quadratic formula.

$$\begin{aligned} x &= \frac{-(-1) \pm \sqrt{(-1)^2 - 4(1)(1)}}{2(1)} \\ &= \frac{1 \pm \sqrt{-3}}{2} \\ &= \frac{1 \pm i\sqrt{3}}{2} \end{aligned}$$

This last expression gives us two solutions, they are:

$$x = \frac{1 + i\sqrt{3}}{2} \quad \text{and} \quad x = \frac{1 - i\sqrt{3}}{2}$$

As you can see, the three solutions we found in Example 3 using trigonometry match the three solutions found using algebra. Notice that the algebraic method of solving the equation  $x^3 + 1 = 0$  depends on our ability to factor the left side of the equation. The advantage to the trigonometric method is that it is independent of our ability to factor.

**EXAMPLE 4** Solve the equation  $x^4 + 2\sqrt{3}x^2 + 4 = 0$ .

**SOLUTION** The equation is quadratic in  $x^2$ . We can solve for  $x^2$  by applying the quadratic formula:

$$\begin{aligned} x^2 &= \frac{-2\sqrt{3} \pm \sqrt{(2\sqrt{3})^2 - 4(1)(4)}}{2} \\ &= \frac{-2\sqrt{3} \pm \sqrt{-4}}{2} \\ &= \frac{-2\sqrt{3} \pm 2i}{2} \\ &= -\sqrt{3} \pm i \end{aligned}$$



The two solutions for  $x^2$  are  $\sqrt{3} + i$  and  $\sqrt{3} - i$ , which we write in trigonometric form as follows:

$$\begin{aligned}x^2 = \sqrt{3} + i &= 2(\cos 30^\circ + i \sin 30^\circ) & \text{or} & \quad x^2 = \sqrt{3} - i \\ &= 2(\cos 330^\circ + i \sin 330^\circ)\end{aligned}$$

Now each of these expressions has two square roots, each of which is a solution to our original equation.

When  $x^2 = 2(\cos 30^\circ + i \sin 30^\circ)$

$$\begin{aligned}x &= 2^{1/2} \left[ \cos \left( \frac{30^\circ}{2} + \frac{360^\circ}{2}k \right) + i \sin \left( \frac{30^\circ}{2} + \frac{360^\circ}{2}k \right) \right] \quad \text{for } k = 0 \text{ and } 1 \\ &= \sqrt{2} \operatorname{cis} 15^\circ & \text{when } k = 0 \\ &= \sqrt{2} \operatorname{cis} 195^\circ & \text{when } k = 1\end{aligned}$$

When  $x^2 = 2(\cos 330^\circ + i \sin 330^\circ)$

$$\begin{aligned}x &= 2^{1/2} \left[ \cos \left( \frac{330^\circ}{2} + \frac{360^\circ}{2}k \right) + i \sin \left( \frac{330^\circ}{2} + \frac{360^\circ}{2}k \right) \right] \quad \text{for } k = 0 \text{ and } 1 \\ &= \sqrt{2} \operatorname{cis} 165^\circ & \text{when } k = 0 \\ &= \sqrt{2} \operatorname{cis} 345^\circ & \text{when } k = 1\end{aligned}$$

Using a calculator and rounding to the nearest hundredth, we can write decimal approximations to each of these four solutions:

Trigonometric Form	Decimal Approximation
$\sqrt{2} \operatorname{cis} 15^\circ$	$\approx 1.37 + 0.37i$
$\sqrt{2} \operatorname{cis} 165^\circ$	$\approx -1.37 + 0.37i$
$\sqrt{2} \operatorname{cis} 195^\circ$	$\approx -1.37 - 0.37i$
$\sqrt{2} \operatorname{cis} 345^\circ$	$\approx 1.37 - 0.37i$

### GETTING READY FOR CLASS

After reading through the preceding section, respond in your own words and in complete sentences.

- How many solutions does a complex number have?
- How many degrees are there between the arguments of the four fourth roots of a number?
- How many nonreal complex solutions are there to the equation  $x^3 - 1 = 0$ ?
- What is the first step in finding the three cube roots of  $-1$ ?

### PROBLEM SET 8.4

Find two square roots for each of the following complex numbers. Leave your answers in trigonometric form. In each case, graph the two roots.

- $4(\cos 30^\circ + i \sin 30^\circ)$
- $16(\cos 30^\circ + i \sin 30^\circ)$
- $25(\cos 240^\circ + i \sin 240^\circ)$
- $9(\cos 300^\circ + i \sin 300^\circ)$
- $49 \operatorname{cis} \pi$
- $81 \operatorname{cis} \frac{5\pi}{6}$

Find the two square roots for each of the following complex numbers. Write your answers in standard form.

- $7 - 2 + 2i\sqrt{3}$
- $-3 + 2i\sqrt{3}$
- $4i$
- $-4i$
- $-25$
- $13 - 25$
- $1 + i\sqrt{3}$
- $1 - i\sqrt{3}$

Find three cube roots for each of the following complex numbers. Leave your answers in trigonometric form.

- $8(\cos 240^\circ + i \sin 240^\circ)$
- $27(\cos 303^\circ + i \sin 303^\circ)$
- $4\sqrt{3} - 4i$
- $-4\sqrt{3} + 4i$
- $-27$
- $8$
- $64i$
- $-64i$

Solve each equation.

- $x^4 - 27 = 0$
- $x^4 + 8 = 0$
- $x^4 - 16 = 0$
- $x^4 + 8i = 0$

- Find the 6 fourth roots of  $z = i^5 \cos \frac{2\pi}{3} + i \sin \frac{2\pi}{3}$ . Write each root in standard form.
- Find the 4 fourth roots of  $z = \cos \frac{\pi}{3} + i \sin \frac{2\pi}{3}$ . Leave your answers in trigonometric form.
- Find the 5 fifth roots of  $z = 10^{10} \operatorname{cis} 15^\circ$ . Write each root in trigonometric form and then give a decimal approximation, accurate to the nearest hundredth, for each one.
- Find the 5 fifth roots of  $z = 10^{10} \operatorname{cis} 75^\circ$ . Write each root in trigonometric form and then give a decimal approximation, accurate to the nearest hundredth, for each one.
- Find the 6 sixth roots of  $z = -1$ . Leave your answers in trigonometric form. Graph all six roots on the same coordinate system.
- Find the 6 sixth roots of  $z = 1$ . Leave your answers in trigonometric form. Graph all six roots on the same coordinate system.

Solve each of the following equations. Leave your solutions in trigonometric form.

- $x^4 + 2x^2 + 4 = 0$
- $x^4 + 2x^2 + 2 = 0$
- $x^4 + 2x^2 + 1 = 0$
- $x^4 + 2x^2 + 2 = 0$

#### REVIEW PROBLEMS

The problems that follow review material we covered in Sections 4.1, 4.2, and 4.4.

Graph each equation on the given interval.

- $y = 2 \sin(x - 2), 0 \leq x \leq 2\pi$
- $y = -3 \cos(x - 3), 0 \leq x \leq 2\pi$





Graph one complete cycle of each of the following:

$$39. y = -\cos\left(2x - \frac{\pi}{2}\right)$$

$$40. y = -\cos\left(2x - \frac{\pi}{2}\right)$$

$$41. y = 3 \sin\left(\frac{\pi}{3}x - \frac{\pi}{3}\right)$$

$$42. y = 3 \cos\left(\frac{\pi}{3}x - \frac{\pi}{3}\right)$$

Find the area of triangle ABC if

$$43. A = 56.2^\circ, b = 2.65 \text{ cm, and } c = 3.81 \text{ cm}$$

$$44. B = 21.8^\circ, a = 14.1 \text{ cm, and } c = 22.2 \text{ cm}$$

$$45. a = 2.5 \text{ ft, } b = 3.4 \text{ ft, and } c = 4.3 \text{ ft}$$

$$46. a = 5.4 \text{ ft, } b = 4.3 \text{ ft, and } c = 3.2 \text{ ft}$$

#### EXTENDING THE CONCEPTS

47. Recall from the introduction to Section 8.2 that Jerome Cardan's solutions to the equation  $x^3 - 15x + 4 = 0$  could be written as

$$x = \sqrt[3]{2 + 11i} + \sqrt[3]{2 - 11i}$$

Let's assume that the cube roots shown above are complex conjugates. If they are, then we can simplify our work by noting that

$$x = \sqrt[3]{2 + 11i} + \sqrt[3]{2 - 11i} = a + bi + a - bi = 2a$$

which means that we simply double the real part of each cube root of  $2 + 11i$  to find the solution to  $x^3 - 15x + 4 = 0$ . Now, to end our work with Cardan, find the 3 cube roots of  $2 + 11i$ . Then, noting the discussion above, use the 3 cube roots to solve the equation  $x^3 - 15x + 4 = 0$ . Write your answers accurate to the nearest thousandth.



Cardan

© John Blum/Alamy Images/Getty Images

## SECTION 8.5 POLAR COORDINATES

If, in this point in our study of trigonometry, whenever we have given the position of a point in the plane, we have used rectangular coordinates. That is, we give the position of points in the plane relative to a set of perpendicular axes. In a way, the rectangular coordinate system is a map that tells us how to get anywhere in the plane by traveling so far horizontally and so far vertically relative to the origin of our coordinate system. For example, to reach the point whose address is  $(2, 1)$ , we start at the origin and travel 2 units right and 1 unit up. In this section, we will see that there are other ways to get to the point  $(2, 1)$ . In particular, we can travel  $\sqrt{5}$  units on the terminal side of an angle in standard position. This type of map is the basis of what we call *polar coordinates*. The address of each point in the plane is given by an ordered pair  $(r, \theta)$ , where  $r$  is a directed distance on the terminal side of standard position angle  $\theta$ .

**EXAMPLE 1** Give a point (less at  $(4, 4)$ ) on a rectangular coordinate system. Give its address in polar coordinates  $(r, \theta)$ .

**SOLUTION** We want to reach the same point by traveling  $r$  units on the terminal side of a standard position angle  $\theta$ . Figure 1 shows the point  $(4, 4)$ , along with the distance  $r$  and angle  $\theta$ .

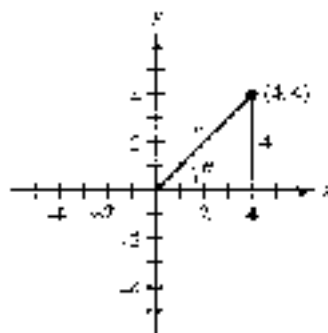


Figure 1

The triangle formed is a  $45^\circ$ - $45^\circ$ - $90^\circ$  right triangle. Therefore,  $r$  is  $4\sqrt{2}$ , and  $\theta$  is  $45^\circ$ . In rectangular coordinates, the address of our point is  $(4, 4)$ . In polar coordinates, the address is  $(4\sqrt{2}, 45^\circ)$  or  $(4\sqrt{2}, \pi/4)$  using radians. ■

Now let's formalize our ideas about polar coordinates.

The foundation of the polar coordinate system is a ray called the *polar axis*, whose initial point is called the *pole* (Figure 2). In the polar coordinate system, points are named by ordered pairs  $(r, \theta)$  in which  $r$  is the directed distance from the pole on the terminal side of an angle  $\theta$ , the initial side of which is the polar axis. If the terminal side of  $\theta$  has been rotated in a counterclockwise direction from the polar axis, then  $\theta$  is a positive angle. Otherwise,  $\theta$  is a negative angle. For example, the point  $(5, 30^\circ)$  is 5 units from the pole along a ray that has been rotated  $30^\circ$  from the polar axis, as shown in Figure 3.




Figure 3

To simplify matters, in this book we place the pole at the origin of our rectangular coordinate system and take the polar axis to be the positive  $x$ -axis.

The circular grids used in Example 2 are helpful when graphing points given in polar coordinates. The lines on the grid are multiples of  $15^\circ$  or  $\pi/12$  radians, and the circles have radii of 1, 2, 3, 4, 5, and 6.

**EXAMPLE 2** Graph the points  $(3, 45^\circ)$ ,  $(2, -4\pi/3)$ ,  $(-1, \pi/3)$ , and  $(-5, -210^\circ)$  on a polar coordinate system.

**SOLUTION** To graph  $(3, 45^\circ)$ , we locate the point that is 3 units from the origin along the terminal side of  $45^\circ$ , as shown in Figure 4. The point  $(2, -4\pi/3)$  is 2 units along the terminal side of  $-4\pi/3$ , as Figure 5 indicates.




Figure 4

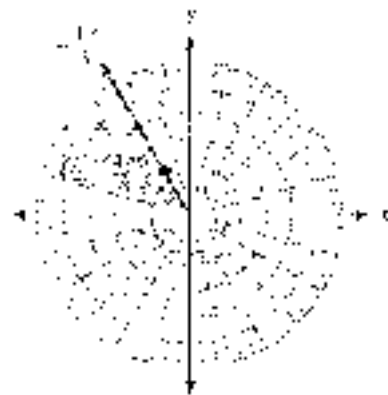
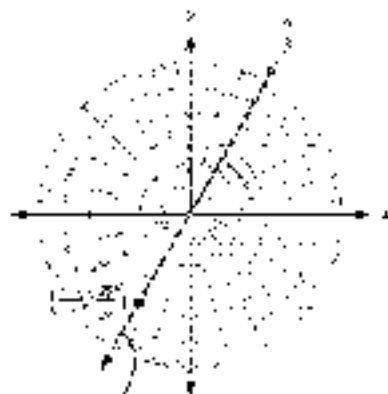


Figure 5

As you can see from Figures 4 and 5, if  $r$  is positive, we locate the point  $(r, \theta)$  along the terminal side of  $\theta$ . The next two points we will graph have negative values of  $r$ .

To graph a point  $(r, \theta)$  in which  $r$  is negative, we look for the point that is  $|r|$  units in the opposite direction indicated by the terminal side of  $\theta$ . That is, we extend a ray from the pole that is directly opposite the terminal side of  $\theta$  and locate the point  $|r|$  units along this ray.

To graph  $(-4, 45^\circ)$ , we first extend the terminal side of  $\theta$  through the origin to create a ray in the opposite direction. Then we locate the point that is 4 units from the origin along this ray, as shown in Figure 6. The terminal side of  $\theta$  has been drawn in blue, and the ray defining the opposite direction is shown in red.



Extension of  $\theta$  through the pole is the opposite direction.

Figure 6

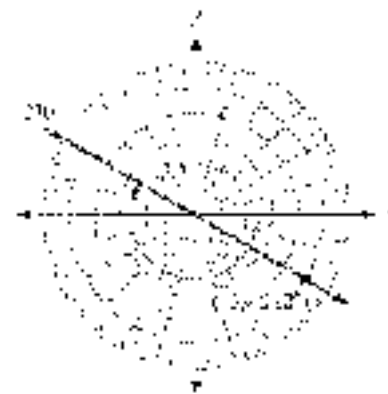


Figure 7

To graph  $(-5, 210^\circ)$ , we look for the point that is 5 units from the origin along the ray in the opposite direction of  $210^\circ$  (Figure 7).

In rectangular coordinates, each point in the plane is named by a unique ordered pair  $(x, y)$ . That is, no point can be named by two different ordered pairs. The same is not true for points named by polar coordinates. As Example 3 illustrates, the polar coordinates of a point are not unique.

**EXAMPLE 3** Give three other ordered pairs that name the same point as  $(3, 60^\circ)$ .

**SOLUTION** As Figure 8 illustrates, the points  $(-3, 240^\circ)$ ,  $(-3, -120^\circ)$ , and  $(3, -300^\circ)$  all name the point  $(3, 60^\circ)$ . There are actually an infinite number of ordered pairs that name the point  $(3, 60^\circ)$ . Any angle that is coterminal with  $60^\circ$  will have its terminal side pass through  $(3, 60^\circ)$ . Therefore, all points of the form

$$(3, 60^\circ + 360^\circ k) \quad k \text{ is any integer}$$

will name the point  $(3, 60^\circ)$ . Also, any angle that is coterminal with  $240^\circ$  can be used with a value of  $r = -3$ , so all points of the form

$$(-3, 240^\circ + 360^\circ k) \quad k \text{ is any integer}$$

will name the point  $(3, 60^\circ)$ .

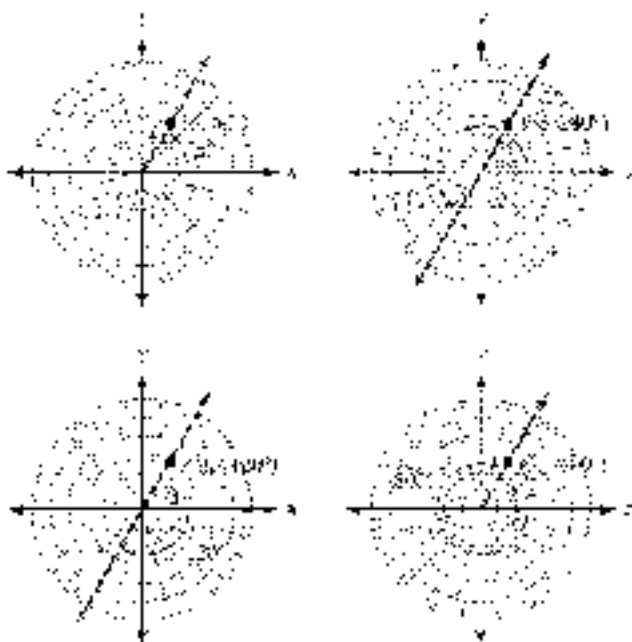


Figure 8

**NOTE** In Example 3, compare the ordered pairs  $(3, 60^\circ)$  and  $(3, -300^\circ)$ . Because  $60^\circ - 360^\circ = -300^\circ$ , we can see that, if  $360^\circ$  is subtracted from  $\theta$ ,  $r$  will be of the same sign. The same will be true if  $360^\circ$  is added to  $\theta$ . However, if  $180^\circ$  is added or subtracted,  $r$  will be of the opposite sign. This can be seen with the ordered pairs  $(-3, 240^\circ)$  and  $(-3, -120^\circ)$ , since  $240^\circ + 180^\circ = 240^\circ$  and  $60^\circ - 180^\circ = -120^\circ$ .

## Polar Coordinates and Rectangular Coordinates

To derive the relationship between polar coordinates and rectangular coordinates, we consider a point  $P$  with rectangular coordinates  $(x, y)$  and polar coordinates  $(r, \theta)$ .

To convert back and forth between polar and rectangular coordinates, we simply use the relationships that exist among  $r$ ,  $\theta$ ,  $x$ , and  $y$  in Figure 9.

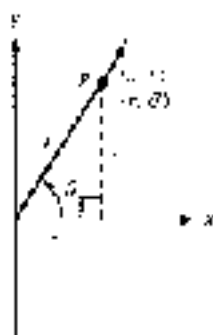


Figure 9

### TO CONVERT RECTANGULAR COORDINATES TO POLAR COORDINATES

Let

$$r = \pm\sqrt{x^2 + y^2} \quad \text{and} \quad \tan \theta = \frac{y}{x}$$

where the sign of  $r$  and the choice of  $\theta$  place the point  $(r, \theta)$  in the same quadrant as  $(x, y)$ .

### TO CONVERT POLAR COORDINATES TO RECTANGULAR COORDINATES

Let

$$x = r \cos \theta \quad \text{and} \quad y = r \sin \theta$$

The process of converting to rectangular coordinates is simply a matter of substituting  $r$  and  $\theta$  into the preceding equations. To convert to polar coordinates, we have to choose  $\theta$  and the sign of  $r$  so the point  $(r, \theta)$  is in the same quadrant as the point  $(x, y)$ .

#### EXAMPLE 4 Convert to rectangular coordinates.

a.  $(4, 30^\circ)$     b.  $\left(\sqrt{3}, \frac{3\pi}{4}\right)$     c.  $(-3, 210^\circ)$

**SOLUTION** To convert from polar coordinates to rectangular coordinates, we substitute the given values of  $r$  and  $\theta$  into the equations

$$x = r \cos \theta \quad \text{and} \quad y = r \sin \theta$$

Here are the conversions for each point along with the graphs in both rectangular and polar coordinates.

$$\begin{aligned} \text{a. } x &= 4 \cos 30^\circ \\ &= 4 \left(\frac{\sqrt{3}}{2}\right) \\ &= 2\sqrt{3} \\ y &= 4 \sin 30^\circ \\ &= 4 \left(\frac{1}{2}\right) \\ &= 2 \end{aligned}$$

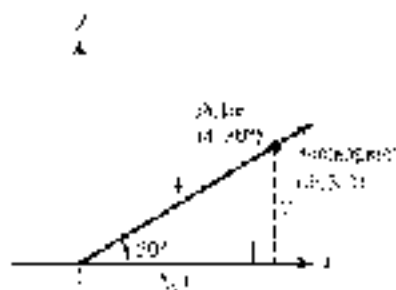


Figure 10

The point  $(2\sqrt{3}, 2)$  in rectangular coordinates is equivalent to  $(4, 30^\circ)$  in polar coordinates. Figure 10 illustrates.

$$\begin{aligned}
 \text{b. } x &= -\sqrt{2} \cos \frac{3\pi}{4} \\
 &= -\sqrt{2} \left( -\frac{1}{\sqrt{2}} \right) \\
 &= 1 \\
 y &= \sqrt{2} \sin \frac{3\pi}{4} \\
 &= \sqrt{2} \left( \frac{1}{\sqrt{2}} \right) \\
 &= 1
 \end{aligned}$$

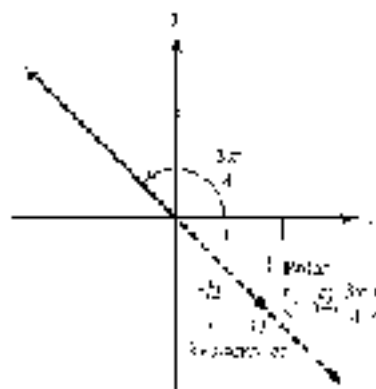


Figure 11

The point  $(1, 1)$  in rectangular coordinates is equivalent to  $(\sqrt{2}, 3\pi/4)$  in polar coordinates. Figure 11 illustrates.

$$\begin{aligned}
 \text{c. } x &= 3 \cos 270^\circ \\
 &= 3(0) \\
 &= 0 \\
 y &= 3 \sin 270^\circ \\
 &= 3(-1) \\
 &= -3
 \end{aligned}$$

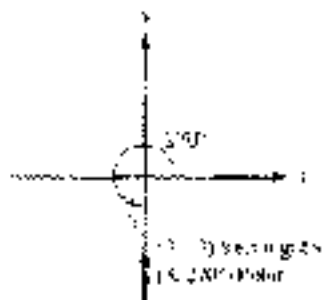


Figure 12

The point  $(0, -3)$  in rectangular coordinates is equivalent to  $(3, 270^\circ)$  in polar coordinates. Figure 12 illustrates. ■

### EXAMPLE 3 Convert to polar coordinates.

a.  $(3, 3)$     b.  $(-2, 0)$     c.  $(-1, \sqrt{3})$

#### SOLUTION

a. Because  $x$  is 3 and  $y$  is 3, we have

$$r = 3\sqrt{9+9} = 3\sqrt{2} \quad \text{and} \quad \tan \theta = \frac{3}{3} = 1$$

Because  $(3, 3)$  is in  $(I)$ , we can choose  $r = 3\sqrt{2}$  and  $\theta = 45^\circ$  ( $\pi/4$ ), as shown in Figure 13. Remember, there are infinite numbers of ordered pairs for polar coordinates that locate the point  $(3, 3)$ . The point  $(3\sqrt{2}, 45^\circ)$  is just one of them. Generally, we choose  $r$  and  $\theta$  so that  $r$  is positive and  $\theta$  is between  $0^\circ$  and  $360^\circ$ .

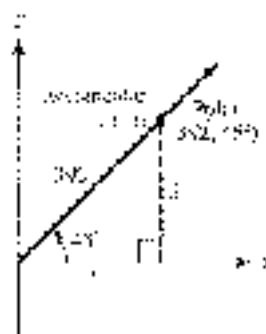


Figure 13

b. We have  $x = -2$  and  $y = 0$ , so

$$r = \pm\sqrt{4} = \pm 2 \quad \text{and} \quad \tan \theta = \frac{0}{-2} = 0$$

Because  $(-2, 0)$  is on the negative  $x$  axis, we can choose  $r = -2$  and  $\theta = 180^\circ$  (or  $\pi$ ) to get the point  $(-2, 180^\circ)$ . Figure 14 illustrates.




Figure 14

c. Because  $x = -1$  and  $y = \sqrt{3}$ , we have

$$r = \pm\sqrt{1+3} = \pm 2 \quad \text{and} \quad \tan \theta = \frac{\sqrt{3}}{-1}$$

Because  $(-1, \sqrt{3})$  is in QII, we can let  $r = -2$  and  $\theta = 120^\circ$  (or  $2\pi/3$ ). In polar coordinates, the point is  $(-2, 120^\circ)$ . Figure 15 illustrates.

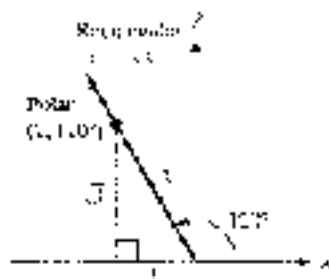


Figure 15

**Calculator Note** If you use the  $\tan^{-1}$  key on a calculator (set to degree mode) to find the angle  $\theta$  in Example 5, we will get

$$\theta = \tan^{-1}\left(\frac{-\sqrt{3}}{2}\right) \approx -60^\circ$$

This would place the terminal side of  $\theta$  in QIV. To locate our point in QII, we could use a negative value of  $\theta$ . The polar coordinates would then be  $(-2, -60^\circ)$ .

### USING

#### CONVERTING BETWEEN POLAR AND RECTANGULAR COORDINATES

In Section 8.2 we mentioned that most graphing calculators are able to convert a complex number between standard form and trigonometric form. The same is true for converting ordered pairs between rectangular coordinates and polar coordinates. In fact, sometimes the very same commands are used.

In Figure 16 we use a TI-84 set to degree mode to solve Example 6. The value 3.4641 is an approximation of  $2\sqrt{3}$ . Example 6a is shown in Figure 17, where 4.2426 is a approximation of  $3\sqrt{2}$ . On a TI-84, the conversion commands are located in the  $\Delta$  (D.E.) menu.



Figure 16



Figure 17

These same examples are solved in Figure 18 with a TI-86. The commands are found in the  $\square$  (C.R.) menu. Check the manual for your model to see if your calculator is able to convert between rectangular coordinates and polar coordinates.



Figure 18

## Equations in Polar Coordinates

Equations in polar coordinates have variables  $r$  and  $\theta$  instead of  $x$  and  $y$ . The conversions we used to change ordered pairs from polar coordinates to rectangular coordinates and from rectangular coordinates to polar coordinates are the same ones we use





to convert back and forth between equations given in polar coordinates and those in rectangular coordinates.

**EXAMPLE 6** Change  $r^2 = 9 \sin 2\theta$  to rectangular coordinates.

**SOLUTION** Before we start, note to clear the equation of  $r$  and  $\theta$ , we must use a double-angle identity to write  $\sin 2\theta$  in terms of  $\sin \theta$  and  $\cos \theta$ .

$$\begin{aligned} r^2 &= 9 \sin 2\theta \\ r^2 &= 9 \cdot 2 \sin \theta \cos \theta && \text{Double-angle identity} \\ r^2 &= 18 \cdot \frac{y}{r} \cdot \frac{x}{r} && \text{Substitute } y/r \text{ for } \sin \theta \text{ and } x/r \text{ for } \cos \theta \\ r^2 &= \frac{18xy}{r^2} && \text{Multiply} \\ r^4 &= 18xy && \text{Multiply both sides by } r^2 \\ (x^2 + y^2)^2 &= 18xy && \text{Substitute } x^2 + y^2 \text{ for } r^2 \end{aligned}$$

**EXAMPLE 7** Change  $x + y = 4$  to polar coordinates.

**SOLUTION** Because  $x = r \cos \theta$  and  $y = r \sin \theta$ , we have

$$\begin{aligned} r \cos \theta + r \sin \theta &= 4 \\ r(\cos \theta + \sin \theta) &= 4 && \text{Factor out } r \\ r &= \frac{4}{\cos \theta + \sin \theta} && \text{Divide both sides by } \cos \theta + \sin \theta \end{aligned}$$

The last equation gives us  $r$  in terms of  $\theta$ .

### REVIEW EXERCISES

After reading through the preceding sections, respond to your own words and to compare solutions.

- How do you plot the point whose polar coordinates are  $(3, 15^\circ)$ ?
- Why do points in the coordinate plane have more than one representation in polar coordinates?
- If you convert  $(4, 90^\circ)$  to rectangular coordinates, how do you find the  $x$ -coordinate?
- What are the rectangular coordinates of the point  $(3, 270^\circ)$ ?

### PROBLEM SET 8.8

Graph each ordered pair on a polar coordinate system.

- $(2, 45^\circ)$
- $(3, 60^\circ)$
- $(3, 150^\circ)$
- $(4, 135^\circ)$
- $(3, -225^\circ)$
- $(2, -340^\circ)$
- $(-3, 45^\circ)$
- $(-4, 60^\circ)$
- $\left( 2, \frac{7\pi}{6} \right)$
- $\left( 5, \frac{5\pi}{4} \right)$
- $(-2, 0)$
- $\left( 2, \frac{1\pi}{2} \right)$

For each ordered pair, give three other ordered pairs with  $\theta$  between  $0^\circ$  and  $360^\circ$  that name the same point.

13.  $(7, 90^\circ)$       14.  $(1, 30^\circ)$       15.  $(5, 135^\circ)$       16.  $(1, 120^\circ)$   
 17.  $(-3, 30^\circ)$       18.  $(-2, 45^\circ)$

Convert to rectangular coordinates. Use exact values.

19.  $(2, 30^\circ)$       20.  $(-2, 60^\circ)$       21.  $(3, \frac{3\pi}{2})$       22.  $(1, \pi)$   
 23.  $(\sqrt{2}, -45^\circ)$       24.  $(\sqrt{2}, -2, 15^\circ)$       25.  $(-4\sqrt{3}, \frac{\pi}{6})$       26.  $(4\sqrt{3}, \frac{\pi}{6})$

Use your graphing calculator to convert to rectangular coordinates. Round all values to four significant digits.

27.  $(2, 19^\circ)$       28.  $(3, 12^\circ)$       29.  $(-3, 253^\circ)$       30.  $(-4, 201^\circ)$

Convert to polar coordinates with  $r \geq 0$  and  $0^\circ \leq \theta < 360^\circ$ .

31.  $(-3, 3)$       32.  $(-3, -3)$       33.  $(-2\sqrt{2}, 2)$       34.  $(2, -2\sqrt{2})$

Convert to polar coordinates with  $r \geq 0$  and  $0 \leq \theta < 2\pi$ .

35.  $(3, \pi)$       36.  $(-1, 0)$       37.  $(-\sqrt{3}, -1)$       38.  $(-1, -\sqrt{3})$

Convert to polar coordinates. Use a calculator to find  $\theta$  to the nearest tenth of a degree. Keep  $r$  positive and  $\theta$  between  $0^\circ$  and  $360^\circ$ .

39.  $(3, 1)$       40.  $(4, 3)$       41.  $(-1, 2)$       42.  $(1, -2)$   
 43.  $(-2, -3)$       44.  $(-5, -2)$

Use your graphing calculator to convert to polar coordinates expressed in degrees. Round all values to four significant digits.

45.  $(5, 5)$       46.  $(-2, 6)$       47.  $(-1, -6)$       48.  $(7, -3)$

Write each equation with rectangular coordinates.

49.  $r^2 = 9$       50.  $r^2 = a$   
 51.  $r = 6 \sin \theta$       52.  $r = 6 \cos \theta$   
 53.  $r^2 = 4 \sin 2\theta$       54.  $r^2 = 4 \cos 2\theta$   
 55.  $r(\cos \theta + \sin \theta) = 3$       56.  $r(\cos \theta - \sin \theta) = 2$

Write each equation in polar coordinates.

57.  $x - y = 5$       58.  $x + y = 2$   
 59.  $x^2 + y^2 = a$       60.  $x^2 - y^2 = 0$   
 61.  $x^2 + y^2 = 6x$       62.  $x^2 - y^2 = 4x$   
 63.  $y = x$       64.  $y = -x$

#### REVIEW PROBLEMS

The problems that follow review material we covered in Sections 4.2 and 4.3. Reviewing these problems will help you with the next section.

Graph one complete cycle of each equation.

65.  $y = 6 \sin x$       66.  $y = 5 \cos x$   
 67.  $y = 4 \sin 2x$       68.  $y = 2 \sin 6x$   
 69.  $y = 4 - 2 \sin x$       70.  $y = 4 - 2 \cos x$



## SECTION 8.6

## EQUATIONS IN POLAR COORDINATES AND THEIR GRAPHS



Archimedes

More than 2,000 years ago, Archimedes described a curve as starting at a point and moving out along a half-line at a constant rate. The endpoint of the half-line was anchored at the initial point and was rotating about it at a constant rate also. The curve, called the spiral of Archimedes, is shown in Figure 1 with a rectangular coordinate system superimposed on it so that the origin of the coordinate system coincides with the initial point on the curve.

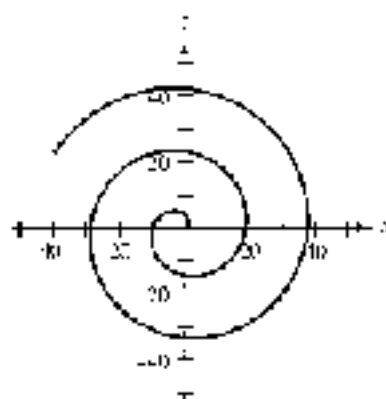


Figure 1

In rectangular coordinates, the equation that describes this curve is

$$\sqrt{x^2 + y^2} = 3 \tan^{-1} \frac{y}{x}$$

If we were to superimpose a polar coordinate system on the curve in Figure 1, instead of the rectangular coordinate system, then the equation, in polar coordinates, that describes the curve would be simply

$$r = 3\theta$$

As you can see, the equations for some curves are best given in terms of polar coordinates.

In this section, we will consider the graphs of polar equations. The solutions to these equations are ordered pairs  $(r, \theta)$ , where  $r$  and  $\theta$  are the polar coordinates we defined in Section 8.5.

**EXAMPLE 1** Sketch the graph of  $r = 6 \sin \theta$ .

**SOLUTION** We can find ordered pairs  $(r, \theta)$  that satisfy the equation by making a table. Table 1 is a little different from the ones we made for rectangular coordinates. With polar coordinates, we substitute convenient values for  $\theta$  and then use the equation to find corresponding values of  $r$ . Let's use multiples of  $30^\circ$  and  $45^\circ$  for  $\theta$ .

TABLE 1

$\theta$	$r = 6 \sin \theta$	$r$	$(r, \theta)$
$0^\circ$	$r = 6 \sin 0^\circ = 0$	0	$(0, 0^\circ)$
$30^\circ$	$r = 6 \sin 30^\circ = 3$	3	$(3, 30^\circ)$
$45^\circ$	$r = 6 \sin 45^\circ = 4.2$	4.2	$(4.2, 45^\circ)$
$60^\circ$	$r = 6 \sin 60^\circ = 5.2$	5.2	$(5.2, 60^\circ)$
$90^\circ$	$r = 6 \sin 90^\circ = 6$	6	$(6, 90^\circ)$
$120^\circ$	$r = 6 \sin 120^\circ = 5.2$	5.2	$(5.2, 120^\circ)$
$135^\circ$	$r = 6 \sin 135^\circ = 4.2$	4.2	$(4.2, 135^\circ)$
$150^\circ$	$r = 6 \sin 150^\circ = 3$	3	$(3, 150^\circ)$
$180^\circ$	$r = 6 \sin 180^\circ = 0$	0	$(0, 180^\circ)$
$210^\circ$	$r = 6 \sin 210^\circ = -3$	-3	$(-3, 210^\circ)$
$225^\circ$	$r = 6 \sin 225^\circ = -4.2$	-4.2	$(-4.2, 225^\circ)$
$240^\circ$	$r = 6 \sin 240^\circ = -5.2$	-5.2	$(-5.2, 240^\circ)$
$270^\circ$	$r = 6 \sin 270^\circ = -6$	-6	$(-6, 270^\circ)$
$300^\circ$	$r = 6 \sin 300^\circ = -5.2$	-5.2	$(-5.2, 300^\circ)$
$315^\circ$	$r = 6 \sin 315^\circ = -4.2$	-4.2	$(-4.2, 315^\circ)$
$330^\circ$	$r = 6 \sin 330^\circ = -3$	-3	$(-3, 330^\circ)$
$360^\circ$	$r = 6 \sin 360^\circ = 0$	0	$(0, 360^\circ)$

**Note:** If we were to continue past  $360^\circ$  with values of  $\theta$ , we would simply start to repeat the values of  $r$  we have already obtained, because  $\sin \theta$  is periodic with period  $360^\circ$ .

Plotting each point on a polar coordinate system and then drawing a smooth curve through them, we have the graph in Figure 2.




Figure 2



## USING

## EXAMPLE 3 Using a Calculator to Generate Values for a Polar Equation

A graphing calculator may be used to create a table of values for a polar equation. For example, to make a table for the equation in Example 1, first set the calculator to degree mode and polar mode. Define the function  $r = 6 \sin \theta$ . Set up your table to automatically generate values starting at  $\theta = 0$  and using an increment of  $15^\circ$  (Figure 3). On some calculators, this is done by setting the independent variable to Auto.



Figure 3

Now display the table and you should see values similar to those shown in Figure 4. Scroll down the table to see additional pairs of values (Figure 5).



Figure 4



Figure 5

Could we have found the graph of  $r = 6 \sin \theta$  in Example 1 without making a table? The answer is yes, if we use a combination of other ways to do so. One way is to convert to rectangular coordinates and see if we recognize the graph from the rectangular equation. We begin by replacing  $\sin \theta$  with  $r/r$ .

$$\begin{aligned} r &= 6 \sin \theta \\ r &= 6 \frac{r}{r} & \sin \theta &= \frac{y}{r} \\ r^2 &= 6r & \text{Multiply both sides by } r & \\ x^2 + y^2 - 6y &= 0 & r^2 &= r^2 + y^2 \end{aligned}$$

The equation is now written in terms of rectangular coordinates. If we add  $-6y + 9$  to both sides and then complete the square on  $y$ , we will obtain the rectangular equation of a circle with center at  $(0, 3)$  and a radius of 3.

$$\begin{aligned} x^2 + y^2 - 6y &= 0 & \text{Add } -6y + 9 \text{ to both sides} \\ x^2 + y^2 - 6y + 9 &= 9 & \text{Complete the square on } y \text{ by adding } 9 \text{ to both sides} \\ x^2 + (y - 3)^2 &= 3^2 & \text{Standard form for the equation of a circle} \end{aligned}$$

This method of graphing, by changing to rectangular coordinates, works well only in some cases. Many of the equations we will encounter in polar coordinates do not have graphs that are recognizable in rectangular form.

In Example 2, we will look at another method of graphing polar equations that does not depend on the use of a table.

**EXAMPLE 2** Sketch the graph of  $r = 4 \sin 2\theta$ .

**SOLUTION** One way to visualize the relationship between  $r$  and  $\theta$  as given by the equation  $r = 4 \sin 2\theta$  is to sketch the graph of  $y = 4 \sin 2x$  on a rectangular coordinate system. (We have been using degree measure for our angles in polar coordinates, so we will label the  $x$ -axis for the graph of  $r = 4 \sin 2\theta$  in degrees rather than radians, as we usually do.) The graph of  $y = 4 \sin 2x$  will have an amplitude of 4 and a period of  $360^\circ/2 = 180^\circ$ . Figure 6 shows the graph of  $y = 4 \sin 2x$  between  $0^\circ$  and  $360^\circ$ .

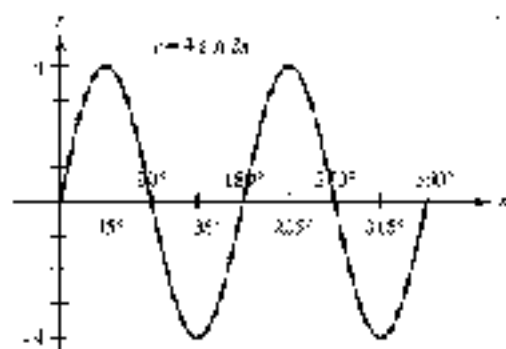


Figure 6

As you can see in Figure 6, as  $x$  goes from  $0^\circ$  to  $45^\circ$ ,  $y$  goes from 0 to 4. This means that, for the equation  $r = 4 \sin 2\theta$ , as  $\theta$  goes from  $0^\circ$  to  $45^\circ$ ,  $r$  will go from 0 out to 4. A diagram of this is shown in Figure 7.

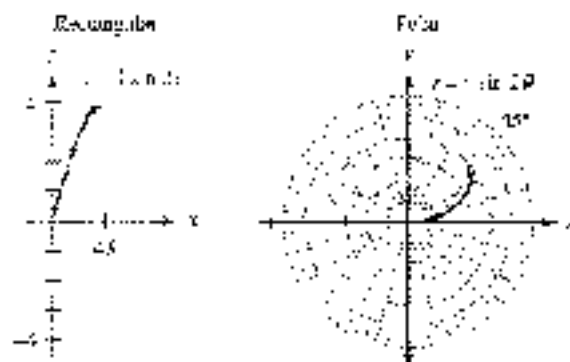


Figure 7

As  $x$  continues from  $45^\circ$  to  $90^\circ$ ,  $y$  decreases from 4 down to 0. Likewise, as  $\theta$  rotates through  $45^\circ$  to  $90^\circ$ ,  $r$  will decrease from 4 down to 0. A diagram of this is shown



of Figure 8. The numbers 1 and 2 in Figure 9 indicate the order in which these sections of the graph are drawn.

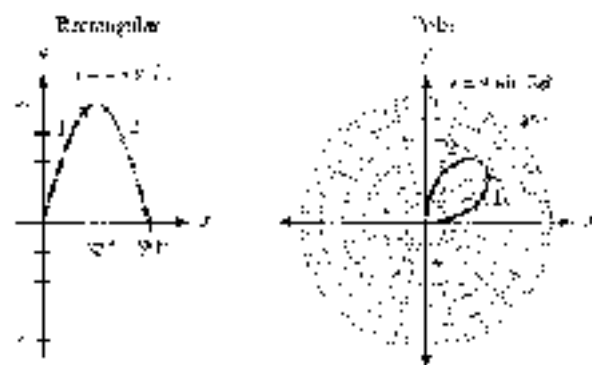


Figure 8

If we continue to reason in this manner, we will obtain a good sketch of the graph of  $r = 4 \sin 2\theta$  by watching how  $r$  is affected by changes in  $\theta$  on the graph of  $y = 4 \sin 2\theta$ . Table 2 summarizes this information, and Figure 9 consists of the graphs of both  $y = 4 \sin 2\theta$  and  $r = 4 \sin 2\theta$ .

TABLE 2

Reference Number on Graphs	Variations in $x$ (or $\theta$ )	Corresponding Variations for $y$ (or $r$ )
1	$0^\circ$ to $45^\circ$	0 to 4
2	$45^\circ$ to $90^\circ$	4 to 0
3	$90^\circ$ to $135^\circ$	0 to -4
4	$135^\circ$ to $180^\circ$	-4 to 0
5	$180^\circ$ to $225^\circ$	0 to 4
6	$225^\circ$ to $270^\circ$	4 to 0
7	$270^\circ$ to $315^\circ$	0 to -4
8	$315^\circ$ to $360^\circ$	-4 to 0

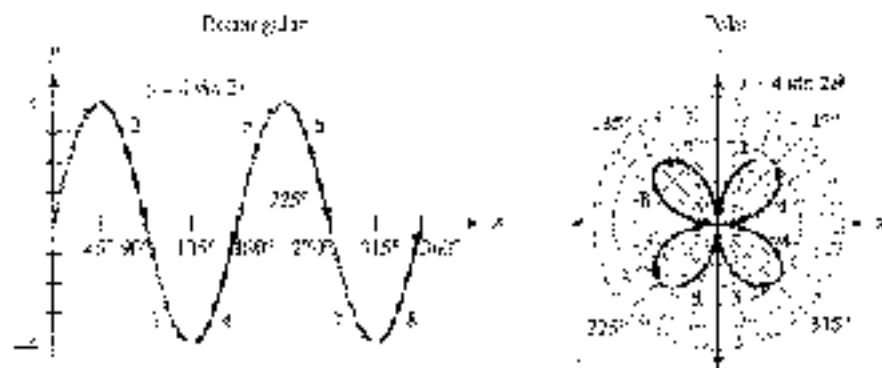


Figure 9

## USING

## POLAR MODE

If your graphing calculator can be set to polar mode, then it should be capable of producing polar graphs. To graph the equation  $r = 4 \sin 2\theta$  from Example 2, set the calculator to degree mode and polar mode, and then define the function  $r1 = 4 \sin(2\theta)$ . As shown in Example 2, we must allow  $\theta$  to vary from  $0^\circ$  to  $360^\circ$  to obtain the complete graph. Set the window variables so that

$$0 \leq \theta \leq 360, \text{ step} = 7.5, -4.5 \leq r \leq 4.5, -4.5 \leq y \leq 4.5$$

Your graph should look similar to the one shown in Figure 10. For a more “true” representation of the graph, use your zoom square command to remove the distortion caused by the rectangular screen (Figure 11).




Figure 10




Figure 11

To find points on the graph, you can use the **TRACE** key. Depending on your model of calculator, you may be able to obtain points in rectangular coordinates, polar coordinates, or both. (On the TI-84 and TI-86, select **PolarGC** in the **FORMAT** menu to see polar coordinates.) An added benefit of tracing the graph is that it reinforces the formation of the graph using the method explained in Example 2.

You may also have a command that allows you to find a point  $(x, y)$  on the graph directly for a given value of  $\theta$ . Figure 12 shows how this command was used to find the point corresponding to  $\theta = 112^\circ$  in rectangular coordinates and then in polar coordinates.

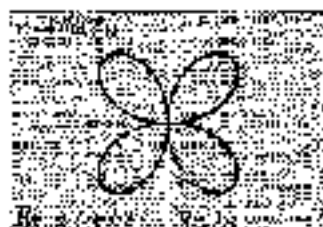
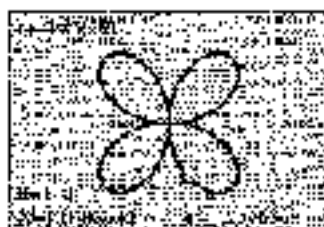


Figure 12

We can also sketch the graph of a polar equation by working in radians, as our final example illustrates.

**EXAMPLE 3** Sketch the graph of  $r = 4 + 2 \sin \theta$ .

**SOLUTION** The graph of  $r = 4 + 2 \sin \theta$  (see Figure 13) is obtained by first graphing  $y = 4 + 2 \sin x$  (Figure 14) and then plotting the relationship between variables



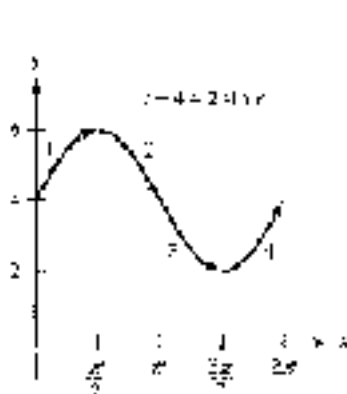


Figure 13




Figure 14

TABLE 3

Reference Number on Graphs	Variations in $r$ (see $\theta$ )	Corresponding Variations in $\rho$ (or $r$ )
1	0 to $\frac{\pi}{2}$	4 to 6
2	$\frac{\pi}{2}$ to $\pi$	6 to 4
3	$\pi$ to $\frac{3\pi}{2}$	4 to 2
4	$\frac{3\pi}{2}$ to $2\pi$	2 to 4

identify the corresponding variations in  $\rho$  (see Table 3). These variations are equivalent to those that exist between  $\theta$  and  $r$ .

Although the method of graphing presented in Examples 2 and 3 is sometimes difficult to comprehend at first, with a little practice it becomes much easier. In any case, the usual alternative is to make a table and plot points until the shape of the curve can be recognized. Probably the best way to graph the  $r$  equations is to use a combination of both methods.

Here are some other common graphs in polar coordinates along with the equations that produce them (Figures 15–17). When you start graphing some of the equations in Problem Set 8.6, you may want to keep these graphs handy for reference. It is sometimes easier to get started when you can anticipate the general shape of the curve.

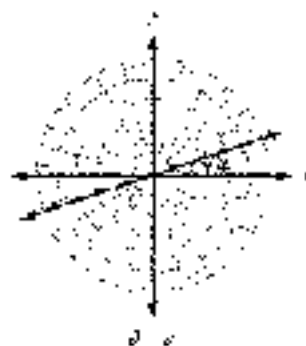


Figure 15




Figure 16

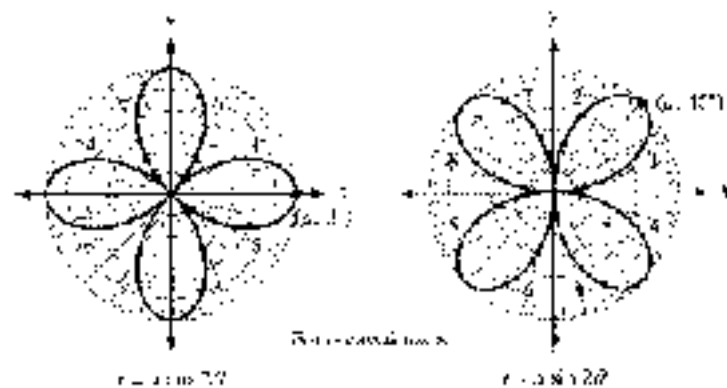


Figure 17

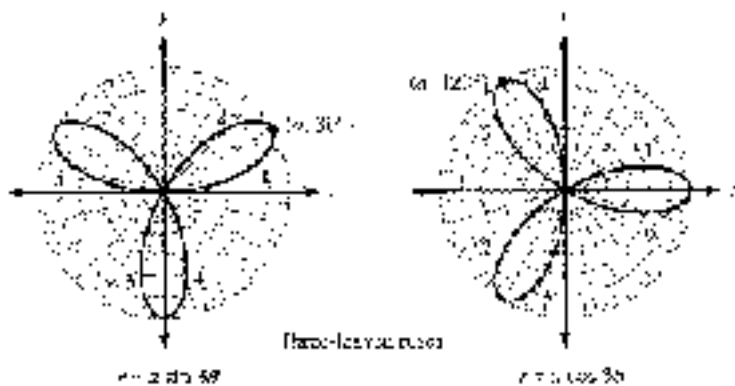


Figure 18

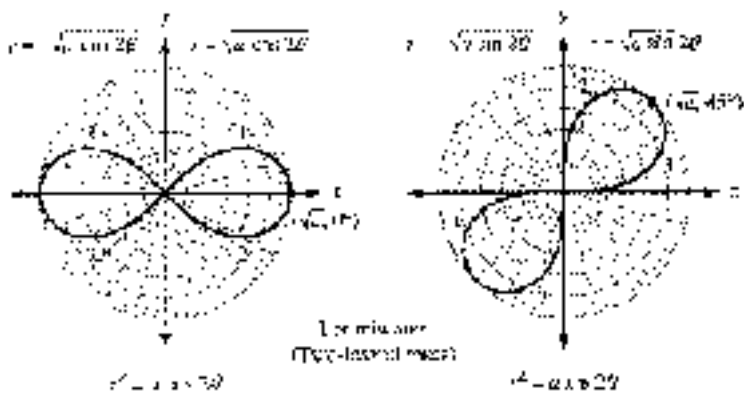


Figure 19

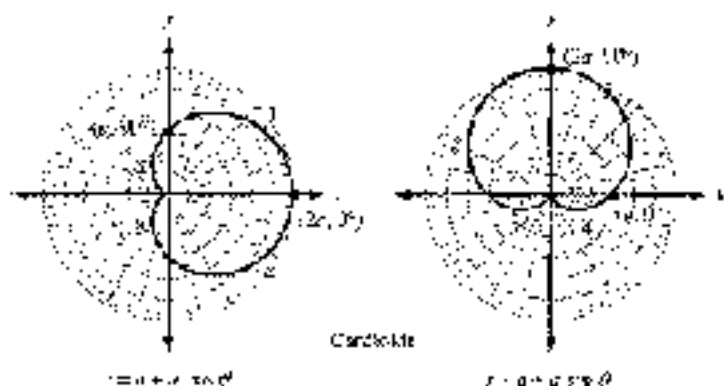


Figure 20

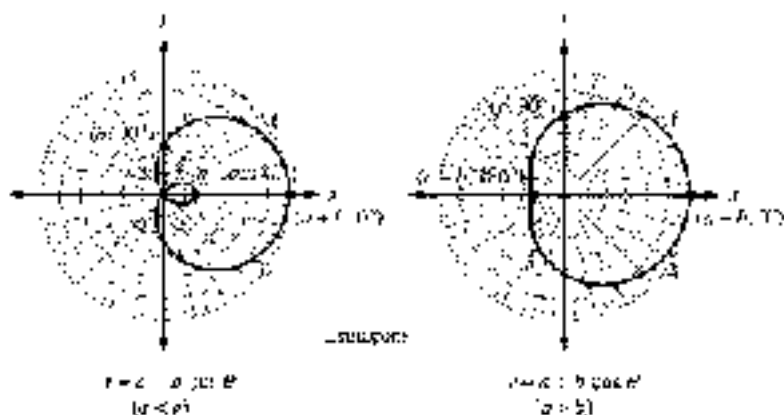


Figure 21

### GETTING READY FOR CLASS

After reading through the Learning Objectives section, respond in your own words to the questions in Problems 1–4.

- What is one way to graph an equation written in polar coordinates?
- What type of geometric figure is the graph of  $r = 6 \sin \theta$ ?
- What is the largest value of  $r$  that can be obtained from the equation  $r = 6 \sin \theta$ ?
- What type of curve is the graph of  $r = 4 + 2 \sin \theta$ ?

### PROBLEM SET 8.6

Sketch the graph of each equation by making a table using values of  $\theta$  that are multiples of  $45^\circ$ .

- $r = 6 \cos \theta$
- $r = 8 \sin \theta$

- $r = 4 \sin \theta$
- $r = 4 \cos \theta$

- Use your graphing calculator in polar mode to generate a table for each equation using values of  $\theta$  that are multiples of  $15^\circ$ . Sketch the graph of the equation using the values from your table.

5.  $r = 2 \cos 2\theta$

7.  $r = 3 + 3 \sin \theta$

6.  $r = 2 \sin 2\theta$

8.  $r = 3 - 3 \cos \theta$

Graph each equation.

9.  $r = 3$

11.  $\theta = \frac{\pi}{4}$

13.  $r = 3 \sin \theta$

15.  $r = 4 + 2 \sin \theta$

17.  $r = 2 + 4 \cos \theta$

19.  $r = 2 + 2 \sin \theta$

21.  $r^2 = 9 \sin 2\theta$

23.  $r = 2 \sin 2\theta$

25.  $r = 4 \cos 3\theta$

10.  $r = 2$

12.  $\theta = \frac{3\pi}{4}$

14.  $r = 3 \cos \theta$

16.  $r = 4 - 2 \cos \theta$

18.  $r = 2 + 4 \sin \theta$

20.  $r = 2 + 2 \cos \theta$

22.  $r^2 = 4 \cos 2\theta$

24.  $r = 2 \cos 2\theta$

26.  $r = 4 \sin 3\theta$

- Graph each equation using your graphing calculator in polar mode:

27.  $r = 2 \cos 2\theta$

29.  $r = 4 \sin 5\theta$

31.  $r = 5 + 3 \sin \theta$

33.  $r = 1 - 4 \cos \theta$

35.  $r = 2 \cos 2\theta - 3 \sin \theta$

37.  $r = 3 \sin 2\theta + \sin \theta$

28.  $r = 2 \sin 2\theta$

30.  $r = 6 \cos 5\theta$

32.  $r = 3 - 3 \cos \theta$

34.  $r = 4 - 5 \sin \theta$

36.  $r = 3 \sin 2\theta + 2 \cos \theta$

38.  $r = 2 \cos 2\theta + \cos \theta$

Convert each equation to polar coordinates and then sketch the graph.

39.  $x^2 + y^2 = 16$

41.  $x^2 + y^2 = 4x$

43.  $x^2 - y^2 = 4xy$

40.  $x^2 + y^2 = 2x$

42.  $x^2 + y^2 = 6y$

44.  $x^2 + y^2 = x^2 - y^2$

Change each equation to rectangular coordinates and then graph.

45.  $r(\cos \theta + 3 \sin \theta) = 4$

47.  $r(1 - \cos \theta) = 1$

49.  $r = 4 \sin \theta$

46.  $r^2 \cos \theta - 2 \sin \theta = 8$

48.  $r(1 - \sin \theta) = 1$

50.  $r = 6 \cos \theta$

51. Graph  $r_1 = 2 \cos \theta$  and  $r_2 = 2 \cos \theta$  and then name two points they have in common.

52. Graph  $r_1 = 4 + 2 \cos \theta$  and  $r_2 = 2 - 2 \cos \theta$  and name three points they have in common.

## REVIEW PROBLEMS

The problems that follow review material we covered in Section 7.6.

Graph each equation.

53.  $y = \sin x + \cos x$ ,  $0 \leq x \leq 4\pi$

55.  $y = x + \sin \pi x$ ,  $0 \leq x \leq 2$

57.  $y = 2 \sin x + \cos 2x$ ,  $0 \leq x \leq 4\pi$

59.  $y = \sin x + \frac{1}{2} \cos 2x$ ,  $0 \leq x \leq 4\pi$

54.  $y = \cos x + \sin x$ ,  $0 \leq x \leq 4\pi$

56.  $y = x - \cos \pi x$ ,  $0 \leq x \leq 2$



## CHAPTER 8 SUMMARY

### EXAMPLES

1. Each of the following is a complex number:

$$\begin{aligned} z_1 &= 3i \\ z_2 &= \sqrt{2} + 4i \\ z_3 &= -1 \\ z_4 &= 2 \end{aligned}$$

The number  $z_1$  is complex because

$$z_1 = 0 + 3i$$

The number  $z_2$  is complex because

$$z_2 = \sqrt{2} + 4i$$

2. If  $3z_1 = 2z_2 = 12 = 4z_3$ , then

$$\begin{aligned} 3z_1 &= 12 & \text{and} & & 2z_2 &= 12 \\ z_1 &= 4 & & & z_2 &= 6 \end{aligned}$$

3. If  $z_1 = 2 + 3i$  and  $z_2 = 4 - 5i$ , then

$$z_1 + z_2 = 6 + 2i$$

$$z_1 - z_2 = -2 + 8i$$

$$\begin{aligned} z_1 z_2 &= (2 + 3i)(4 - 5i) \\ &= 8 - 10i + 12i - 15i^2 \\ &= 23 + 2i \end{aligned}$$

The conjugate of  $z_1 = 3i$  is  $\bar{z}_1 = -3i$  and

$$\begin{aligned} z_1 + \bar{z}_1 &= 3i + (-3i) = 0 \\ z_1 z_1 &= 3i \cdot 3i = 9i^2 = -9 \end{aligned}$$

$$\begin{aligned} \frac{z_1}{z_2} &= \frac{2 + 3i}{1 - 4i} = \frac{(2 + 3i)(1 + 4i)}{(1 - 4i)(1 + 4i)} \\ &= \frac{2 + 10i - 3 + 12i}{1 + 16} \\ &= \frac{-1 + 22i}{17} \end{aligned}$$

$$\frac{1}{z_1} = \frac{1}{3i} = \frac{1}{3} \cdot \frac{1}{i}$$

### Definitions [8.1]

The number  $i$  is such that  $i^2 = -1$ . If  $a > 0$ , the expression  $\sqrt{-a}$  can be written as  $\sqrt{a}i^2 = i\sqrt{a}$ .

A complex number is any number that can be written in the form

$$a + bi$$

where  $a$  and  $b$  are real numbers and  $i^2 = -1$ . The number  $a$  is called the *real part* of the complex number, and  $b$  is called the *imaginary part*. The form  $a + bi$  is called *standard form*.

All real numbers are also complex numbers since they can be put in the form  $a + bi$ , where  $b = 0$ . If  $a = 0$  and  $b \neq 0$ , then  $a + bi$  is called an *imaginary number*.

### Equality for Complex Numbers [8.1]

Two complex numbers are equal if and only if their real parts are equal and their imaginary parts are equal. That is,

$$a + bi = c + di \quad \text{if and only if} \quad a = c \quad \text{and} \quad b = d$$

### Operations on Complex Numbers in Standard Form [8.1]

If  $z_1 = a_1 + b_1i$  and  $z_2 = a_2 + b_2i$  are two complex numbers in standard form, then the following definitions and operations apply.

**Addition**

$$z_1 + z_2 = (a_1 + a_2) + (b_1 + b_2)i$$

Add real parts; add imaginary parts.

**Subtraction**

$$z_1 - z_2 = (a_1 - a_2) + (b_1 - b_2)i$$

Subtract real parts; subtract imaginary parts.

**Multiplication**

$$z_1 z_2 = (a_1 a_2 - b_1 b_2) + (a_1 b_2 + a_2 b_1)i$$

In actual practice, simply multiply as you would multiply two binomials.

**Conjugates**

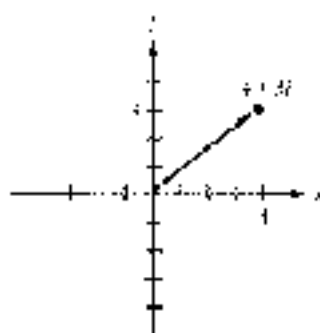
The conjugate of  $a + bi$  is  $a - bi$ . Their product is the real number  $a^2 + b^2$ .

**Division**

Multiply the numerator and denominator of the quotient by the conjugate of the denominator.

$$\begin{aligned} 4. \quad i^{20} &= (i^4)^5 = 1 \\ i^{12} &= (i^4)^3 = 1 \\ i^{22} &= (i^4)^5 \cdot i^2 = -1 \\ i^{25} &= (i^4)^6 \cdot i = i \end{aligned}$$

5. The graph of  $4 + 3i$  is



$$\begin{aligned} 6. \quad \text{If } z = \sqrt{3} + i, \text{ then} \\ z \cdot \overline{z} = (\sqrt{3} + i)(\sqrt{3} - i) = 4 \end{aligned}$$

$$\begin{aligned} 7. \quad \text{If } z = \sqrt{3} + i, \text{ find the} \\ \text{smallest positive angle } \theta \text{ such that} \\ \sin \theta = \frac{1}{2} \text{ and } \cos \theta = \frac{\sqrt{3}}{2} \end{aligned}$$

$$\text{which mean } \theta = 30^\circ \text{ or } \frac{\pi}{6}.$$

8. If  $z = \sqrt{3} + i$ , then  $k$ , an argument for  $z$ , is

$$\begin{aligned} z &= 2\cos 30^\circ + i \sin 30^\circ \\ &= 2 \operatorname{cis} 30^\circ \end{aligned}$$

9. If

$$\begin{aligned} z_1 &= 8i \operatorname{cis} 30^\circ + i \operatorname{cis} 40^\circ \text{ and} \\ z_2 &= 4i \operatorname{cis} 30^\circ + i \operatorname{cis} 10^\circ, \end{aligned}$$

then

$$\begin{aligned} z_1 z_2 &= 32 \operatorname{cis} 50^\circ + i \operatorname{cis} 30^\circ \\ \frac{z_1}{z_2} &= 2 \operatorname{cis} 40^\circ + i \operatorname{cis} 30^\circ \end{aligned}$$

### Powers of $i$ [8.1]

If  $n$  is an integer, then  $i^n$  can always be simplified to  $i$ ,  $-i$ ,  $1$ , or  $-1$ .

### Graphing Complex Numbers [8.2]

The graph of the complex number  $z = x + yi$  is the arrow (vector) that extends from the origin to the point  $(x, y)$ .

### Absolute Value of a Complex Number [8.2]

The *absolute value* (or *modulus*) of the complex number  $z = x + yi$  is the distance from the origin to the point  $(x, y)$ . If this distance is denoted by  $r$ , then

$$r = |z| = |x + yi| = \sqrt{x^2 + y^2}$$

### Argument of a Complex Number [8.2]

The *argument* of the complex number  $z = x + yi$  is the smallest positive angle from the positive  $x$ -axis to the graph of  $z$ . If the argument of  $z$  is denoted by  $\theta$ , then

$$\sin \theta = \frac{y}{r}, \quad \cos \theta = \frac{x}{r}, \quad \text{and} \quad \tan \theta = \frac{y}{x}$$

### Trigonometric Form of a Complex Number [8.2]

The complex number  $z = x + yi$  is written in *trigonometric form* when it is written as

$$z = r(\cos \theta + i \sin \theta) = r \operatorname{cis} \theta$$

where  $r$  is the absolute value of  $z$  and  $\theta$  is the argument of  $z$ .

### Products and Quotients in Trigonometric Form [8.3]

If  $z_1 = r_1(\cos \theta_1 + i \sin \theta_1)$  and  $z_2 = r_2(\cos \theta_2 + i \sin \theta_2)$  are two complex numbers in trigonometric form, then their product is

$$z_1 z_2 = r_1 r_2 [\cos (\theta_1 + \theta_2) + i \sin (\theta_1 + \theta_2)] = r_1 r_2 \operatorname{cis} (\theta_1 + \theta_2)$$

and their quotient is

$$\frac{z_1}{z_2} = \frac{r_1}{r_2} [\cos (\theta_1 - \theta_2) + i \sin (\theta_1 - \theta_2)] = \frac{r_1}{r_2} \operatorname{cis} (\theta_1 - \theta_2)$$



10.  $1 + i = \sqrt{2} \left( \frac{1}{\sqrt{2}} + i \frac{1}{\sqrt{2}} \right)$

Thus

$$\begin{aligned} z^{10} &= (\sqrt{2})^{10} \left( \cos \frac{10\pi}{4} + i \sin \frac{10\pi}{4} \right) \\ &= 32i \cos 5\pi \end{aligned}$$

11. The 3 cube roots of  $z = 8(\cos 60^\circ + i \sin 60^\circ)$  are given by

$$w_k = \sqrt[3]{8} \operatorname{cis} \left( \frac{60^\circ}{3} + \frac{360^\circ k}{3} \right)$$

$$= 2 \operatorname{cis} (20^\circ + 120^\circ k)$$

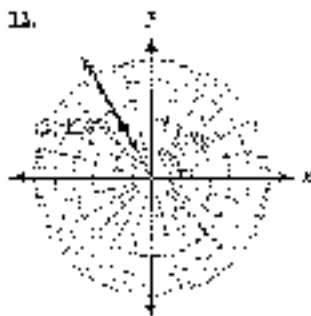
where  $k = 0, 1, 2$ . That is,

$$w_0 = 2(\cos 20^\circ + i \sin 20^\circ)$$

$$w_1 = 2(\cos 140^\circ + i \sin 140^\circ)$$

$$w_2 = 2(\cos 260^\circ + i \sin 260^\circ)$$

12.



13. Given  $z = -\sqrt{2} + i\sqrt{2}$ , calculate the exact values

$$r = r \operatorname{cis} \theta$$

$$= 2 \operatorname{cis} 135^\circ$$

$$= 2$$

$$\theta = 135^\circ$$

$$= 2\sqrt{2} \operatorname{cis} 135^\circ$$

$$= 2$$

### De Moivre's Theorem [8.3]

If  $z = r(\cos \theta + i \sin \theta)$  is a complex number in its geometric form and  $n$  is an integer, then

$$z^n = r^n (\cos n\theta + i \sin n\theta) = r^n \operatorname{cis} (n\theta)$$

### Roots of a Complex Number [8.4]

The  $n$   $n$ th roots of the complex number  $z = r(\cos \theta + i \sin \theta)$  are given by the formula

$$\begin{aligned} w_k &= r^{1/n} \left[ \cos \left( \frac{\theta}{n} + \frac{360^\circ k}{n} \right) + i \sin \left( \frac{\theta}{n} + \frac{360^\circ k}{n} \right) \right] \\ &= r^{1/n} \operatorname{cis} \left( \frac{\theta}{n} + \frac{360^\circ k}{n} \right) \end{aligned}$$

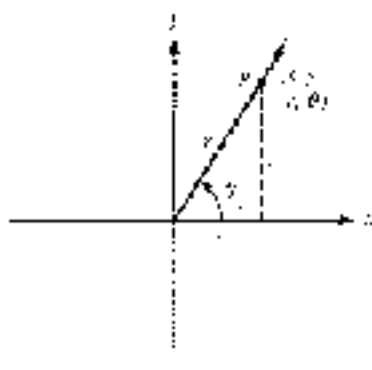
where  $k = 0, 1, 2, \dots, n-1$ . If using radians, replace  $360^\circ$  with  $2\pi$ .

### Polar Coordinates [8.5]

The ordered pair  $(r, \theta)$  names the point that is  $r$  units from the origin along the terminal side of angle  $\theta$  in standard position. The coordinates  $r$  and  $\theta$  are said to be the *polar coordinates* of the point they name.

### Polar Coordinates and Rectangular Coordinates [8.5]

To derive the relationship between polar coordinates and rectangular coordinates, we consider a point  $P$  with rectangular coordinates  $(x, y)$  and polar coordinates  $(r, \theta)$



$$r = \pm \sqrt{x^2 + y^2}$$

$$\tan \theta = \frac{y}{x}$$

$$x = r \cos \theta$$

$$y = r \sin \theta$$

14. Convert  $z = 4$  to polar coordinates.

Because  $r = r$  and  $\theta = 0$ ,

you write  $z$  as follows:

$$\begin{aligned} z &= r(\cos \theta + i \sin \theta) = 4 \\ &= 4(\cos 0 + i \sin 0) = 4 \\ &= 4 \end{aligned}$$

The last equation gives us  $z$  in terms of  $r$ .

## Equations in Polar Coordinates (8.5, 8.6)

Equations in polar coordinates have variables  $r$  and  $\theta$  instead of  $x$  and  $y$ . The conversions we use to change ordered pairs from polar coordinates to rectangular coordinates and from rectangular coordinates to polar coordinates are the same as we use to convert back and forth between equations given in polar coordinates and their corresponding equations in rectangular coordinates.

## Check

## TEST

- Write  $\sqrt{-2}$  in terms of  $i$ .
- Find  $x$  and  $y$  so that the equation  $(x^2 - 3x) - 16i = 10 + 3iy$  is true.
- Simplify  $(6 - 3i) + [(4 - 2i) - (3 - i)]$ .
- Simplify  $i^{10}$ .

Multiply. Leave your answer in standard form.

$$5. (3 + 5i)(5 - 5i) \qquad 6. (3 - 5i)^2$$

$$7. \text{ Divide } \frac{5 + 5i}{6 - 3i}. \text{ Write your answer in standard form.}$$

For each of the following complex numbers, give (a) the absolute value; (b) the opposite; and (c) the conjugate.

$$8. 3 - 4i \qquad 9. 8i$$

Write each complex number in standard form.

$$10. \text{ Steps } 330^\circ + i(\sin 330^\circ) \qquad 11. 2\sqrt{6} \frac{3\pi}{4}$$

Write each complex number in trigonometric form.

$$12. -\sqrt{3} + i \qquad 13. 5i$$

Multiply or divide as indicated. Leave your answers in trigonometric form.

$$14. 5(\cos 25^\circ + i \sin 25^\circ) + 3(\cos 40^\circ + i \sin 40^\circ)$$

$$15. \frac{10(\cos 50^\circ + i \sin 50^\circ)}{2(\cos 20^\circ + i \sin 20^\circ)}$$

$$16. (3 \cos 20^\circ)^4$$

17. Find two square roots of  $z = 49(\cos 50^\circ + i \sin 50^\circ)$ . Leave your answer in trigonometric form.

18. Find the 4  $\sqrt[4]{\text{th}}$  roots of  $z = 2 + 2i\sqrt{3}$ . Leave your answer in trigonometric form.

Solve each equation. Write your solutions in trigonometric form.

$$19. z^2 - 2\sqrt{3}z^2 + 4 = 0 \qquad 20. z^3 = -1$$

21. Convert the point  $(-6, 60^\circ)$  to rectangular coordinates, and state two other ordered pairs in polar coordinates that name the same point.

22. Convert  $(-3, -3)$  to polar coordinates, with  $r$  positive and  $\theta$  between 0 and  $2\pi$ .

23. Convert the equation  $r = 5 \sin \theta$  to rectangular coordinates.

24. Convert the equation  $r^2 - r^2 = 8y$  to polar coordinates.






Graph each equation.

25.  $r = 4$

26.  $r = 4 - 2 \cos \theta$

27.  $r = \sin 2\theta$

 Graph each equation using your graphing calculator in polar mode.

28.  $r = 4 - 4 \cos \theta$

29.  $r = 6 \cos 3\theta$

30.  $r = 5 \sin 3\theta - \sin \theta$

## CHAPTER 8 GROUP PROJECT

### INTERSECTIONS OF POLAR GRAPHS

**Objective:** To find the points of intersection of two polar graphs.

On July 16, 1994, Comet P/558106/1994 Levy 9 collided with Jupiter (Figure 1). Potential collisions between planets and comets are found by identifying any intersection points in their orbits. These orbits are typically described using polar equations.

In Sections 8.5 and 8.6 we learned about the polar coordinate system and how to graph equations in polar coordinates.

One of the things we might need to know about the graphs is if they have any points of intersection. In this project you will learn how to find these points.

First, we will find the points of intersection of the graphs of the polar equations  $r = 1$  and  $r = 1 + \cos \theta$ .

1. We can approach the problem as a system of two equations in two variables. Using the substitution method, we can replace  $r$  in the second equation with the value 1 (from the first equation) to obtain an equation in just one variable:

$$1 = 1 + \cos \theta$$

Solve this equation for  $\theta$ , if  $0 \leq \theta < 2\pi$ . Then use your values of  $\theta$  to find the corresponding values of  $r$ . Write your results as ordered pairs  $(r, \theta)$ .

2. Verify your results from Question 1 graphically. Sketch the graph of both equations on the same polar coordinate system. How many points of intersection are there? Did you find them all using the substitution method in Question 1?

Next, we will find the points of intersection of the graphs of the polar equations  $r = 3 \sin \theta$  and  $r = 1 + \sin \theta$ .

3. Use the substitution method to find any points of intersection for the two equations, if  $0 \leq \theta < 2\pi$ . Write your results as ordered pairs  $(r, \theta)$ .
4. Verify your results graphically. Sketch the graph of both equations on the same polar coordinate system. How many points of intersection are there? Did you find them all using the substitution method in Question 3?
5. Show that the pole  $r = 0$  does satisfy each equation for some value of  $\theta$ .



Figure 1

Copyright: Tomasz Stanczyk



6. Use your graphing calculator to graph both equations. Make sure your calculator is set in polar mode, radians, and to graph equations *simultaneously*. Watch carefully as the graphs are drawn (at the same time) by your calculator. Did you notice any significant differences in how the intersection points occur? Write a small paragraph describing what you observed.
7. Based on your observations of the graphs, try to explain why you were not able to find one of the intersection points using the substitution method. You may find it helpful to keep in mind that each point in the plane has more than one different representation in polar coordinates. Write your explanation in a paragraph or two.
- 

## CHAPTER 8 RESEARCH PROJECT

### COMPLEX NUMBERS

As was mentioned in the introduction to this chapter, Jérôme Cardan (Girolamo Cardano) was unable to solve certain equations because he did not know how to interpret the square root of a negative number. His work set the stage for the arrival of complex numbers.

Research the history of complex numbers. How were the works of Rafael Bombelli, Jean Robert Argand, Leonhard Euler, and Abraham de Moivre significant in the development of complex numbers? Write a paragraph or two about your findings.

---



Jérôme Cardan

PHOTO COURTESY OF THE  
MATHS ARCHIVE

# APPENDIX A

## REVIEW OF FUNCTIONS

*Mathematics is not a barren march down a well-worn highway, but a journey into a strange wilderness, where the explorers often are lost.*

W. S. Anglin



© Corbis/Bettini

### INTRODUCTION

In the United States, temperature is usually measured in terms of degrees Fahrenheit; however, most European countries prefer to measure temperature in degrees Celsius. Table 1 shows some temperatures measured using both systems.

TABLE 1

Degrees Celsius (°C)	Degrees Fahrenheit (°F)
0	32
25	77
40	104
100	212

The relationship between these two systems of temperature measurement can be written in the following equation:

$$F = \frac{9}{5}C + 32$$

Every temperature measured in °C is associated with a unique measure in °F. We call this kind of relationship a *function*. In this appendix we will review the concept of a function, and see how in many cases a function may be “reversed.”

## SECTION A.1 INTRODUCTION TO FUNCTIONS

### The Help Wanted

**YARD PERSON**  
 Educative Job. No. 101.  
 Position: Work required.  
 Cleaning & looking for  
 \$0.90/hr. 1916. 1111. 1111.  
 1111. 1111. 1111. 1111.  
 1111. 1111. 1111. 1111.  
 1111. 1111. 1111. 1111.  
 1111. 1111. 1111. 1111.  
 1111. 1111. 1111. 1111.

The ad shown in the margin appeared in the help wanted section of the local newspaper the day we were writing this section of the book. We can use the information in the ad to start an informal discussion of our next topic: functions.

### An Informal Look at Functions

To begin with, suppose you have a job that pays \$7.50 per hour and that you work anywhere from 0 to 40 hours per week. The amount of money you make in one week depends on the number of hours you work that week. In mathematics we say that your weekly earnings are a *function* of the number of hours you work. If we let the



variable  $x$  represent hours and the variable  $y$  represent the money you make, then the relationship between  $x$  and  $y$  can be written as

$$y = 7.5x \quad \text{for} \quad 0 \leq x \leq 40$$

**EXAMPLE 1** Construct a table and graph of the function

$$y = 7.5x \quad \text{for} \quad 0 \leq x \leq 40$$

**SOLUTION** Table 1 gives some of the paired data that satisfy the equation  $y = 7.5x$ . Figure 1 is the graph of the equation with the restriction  $0 \leq x \leq 40$ .

**TABLE 1** Usual Pay Rates

Hours Worked	Rate	Pay
$x$	$y = 7.5x$	$y$
0	$y = 7.5(0)$	0
10	$y = 7.5(10)$	75
20	$y = 7.5(20)$	150
30	$y = 7.5(30)$	225
40	$y = 7.5(40)$	300

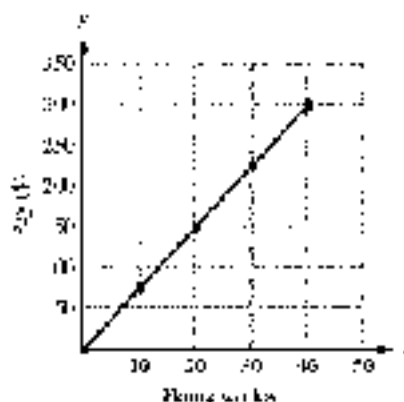


Figure 1

The equation  $y = 7.5x$  with the restriction  $0 \leq x \leq 40$ , Table 1, and Figure 1 are three ways to describe the same relationship between the number of hours you work in one week and your gross pay for that week. In all three, we *input* values of  $x$ , and then use the function rule to *output* values of  $y$ . ■

### USING

*Graphing Calculators to Graph Functions*

To create the table and graph for the function  $y = 7.5x$  in Example 1 using a graphing calculator, first define the function as  $Y_1 = 7.5x$  in the equation editor (Figure 2). Set up your table to automatically generate values starting at  $x = 0$  and using an increment of 10 (Figure 3). On some calculators, this is done by setting the independent variable to **Auto**. Now display the table and you should see values similar to those shown in Figure 1.



Figure 2



Figure 3



Figure 4



To enter the graph of the function, set the window variables in agreement with the graph in Figure 5.

$$0 \leq x \leq 50, \text{ scale} = 10; 0 \leq y \leq 350, \text{ scale} = 50$$

By this, we mean that  $X_{\min} = 0$ ,  $X_{\max} = 50$ ,  $X_{\text{scd}} = 10$ ,  $Y_{\min} = 0$ ,  $Y_{\max} = 350$ , and  $Y_{\text{scd}} = 50$ , as shown in Figure 5. Then graph the function. Your graph should be similar to the one shown in Figure 6.



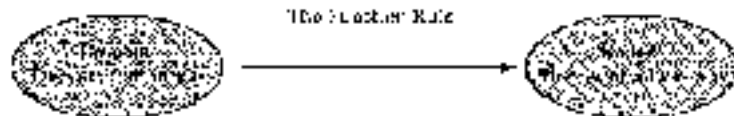
Figure 5



Figure 6

## Domain and Range of a Function

We begin this discussion by saying that the number of hours worked during the week was from 0 to 40, so these are the values that  $x$  can assume. From the line graph in Figure 6, we see that the values of  $y$  range from 0 to 300. We call the complete set of values that  $x$  can assume the *domain* of the function. The values that are assigned to  $y$  are called the *range* of the function.



**EXAMPLE 7** State the domain and range for the function

$$y = 7.5x, \quad 0 \leq x \leq 40$$

**SOLUTION** From the previous discussion, we have

$$\text{Domain} = \{x \mid 0 \leq x \leq 40\}$$

$$\text{Range} = \{y \mid 0 \leq y \leq 300\}$$

## A Formal Look at Functions

What is apparent from the preceding discussion is that we are working with paired data. The solutions to the equation  $y = 7.5x$  are pairs of numbers, and the points on the line graph in Figure 6 come from paired data. We are now ready for the formal definition of a function.

**DEFINITION**

A *function* is a rule that pairs each element in one set, called the *domain*, with exactly one element from a second set, called the *range*.

For example, the function  $f(x) = 2x + 1$  pairs each real number with exactly one other real number.

In other words, a function is a rule for which each input is paired with exactly one output.

**Functions as Ordered Pairs**

The function rule  $y = 2x + 1$  from Example 1 produces ordered pairs of numbers  $(x, y)$ . The same thing happens with all functions: The function rule produces ordered pairs of numbers. We use this result to write an alternative definition for a function.

**ALTERNATIVE DEFINITION**

A *function* is a set of ordered pairs in which no two different ordered pairs have the same first coordinate. The set of all first coordinates is called the *domain* of the function. The set of all second coordinates is called the *range* of the function.

For example, the function  $f(x) = 2x + 1$  is the set of ordered pairs  $(x, 2x + 1)$  for all real numbers  $x$ .

The restriction on first coordinates in the alternative definition keeps us from assigning a number in the domain to more than one number in the range.

**A Relationship That Is Not a Function**

You may be wondering if any sets of paired data but to qualify as functions. The answer is yes, as the next example reveals.

**EXAMPLE 3** Sketch the graph of  $x = y^2$  and determine if this relationship is a function.

**SOLUTION** Without going into much detail, we graph the equation  $x = y^2$  by finding a number of ordered pairs that satisfy the equation, plotting these points, then drawing a smooth curve that connects them. A table of values for  $x$  and  $y$  that satisfy the equation follows, along with the graph of  $x = y^2$  shown in Figure 7.

$x$	$y$
0	0
1	1
1	-1
4	2
4	-2
9	3
9	-3

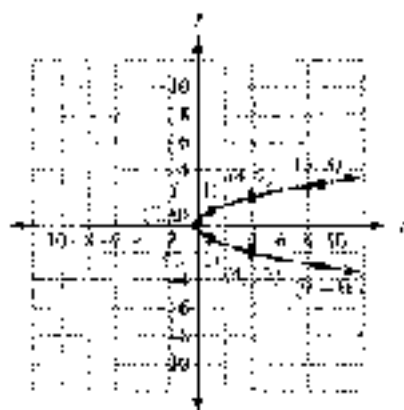


Figure 7



As you can see from looking at the table and the graph in Figure 6, several ordered pairs whose graphs lie on the curve have repeated first coordinates, such as  $(1, 1)$  and  $(1, -1)$ ,  $(4, 2)$  and  $(4, -2)$ , and  $(9, 1)$  and  $(9, -1)$ . The relationship is therefore not a function. ■

To classify an relationship specified by ordered pairs, whether they are functions or not, we include the following two definitions.

#### DEFINITION

A *relation* is a rule that pairs each element in a set, called the *domain*, with one or more elements from a second set, called the *range*.

FIGURE 7 A graph of a relation that is not a function.

#### ALTERNATIVE DEFINITION

A *relation* is a set of ordered pairs. The set of all first coordinates is the *domain* of the relation. The set of all second coordinates is the *range* of the relation.

FIGURE 8 A graph of a relation that is a function.

Here are some facts that will help clarify the distinction between relations and functions.

1. Any rule that assigns numbers from one set to numbers in another set is a relation. If that rule makes the assignment so that no input has more than one output, then it is also a function.
2. Any set of ordered pairs is a relation. If none of the first coordinates of those ordered pairs is repeated, the set of ordered pairs is also a function.
3. Every function is a relation.
4. Not every relation is a function.

## Vertical Line Test

Look at the graph shown in Figure 7. The reason this graph is the graph of a relation, but not of a function, is that some points on the graph have the same first coordinate— for example, the points  $(1, 2)$  and  $(1, -2)$ . Furthermore, any time two points on a graph have the same first coordinates, those points must lie on a vertical line. This allows us to write the following test that uses the graph to determine whether a relation is also a function.

#### VERTICAL LINE TEST

If a vertical line crosses the graph of a relation in more than one place, the relation cannot be a function. If no vertical line can be found that crosses a graph in more than one place, then the graph is the graph of a function.

FIGURE 9 A graph of a relation that is not a function.

**EXAMPLE 4** Graph  $y = |x|$ . Use the graph to determine whether we have the graph of a function. State the domain and range.

**SOLUTION** We let  $x$  take on values of  $-4, -3, -2, -1, 0, 1, 2, 3,$  and  $4$ . The corresponding values of  $y$  are shown in the table. The graph is shown in Figure 8.

$x$	$y$
-4	4
-3	3
-2	2
-1	1
0	0
1	1
2	2
3	3
4	4

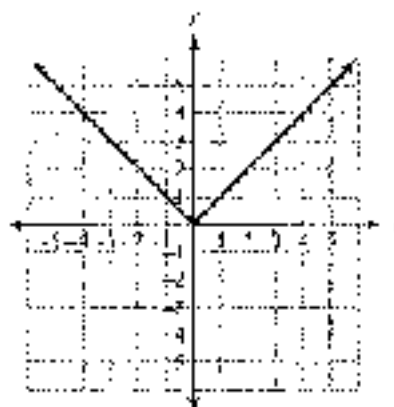


Figure 8

Because no vertical line can be drawn that crosses the graph in more than one place,  $y = |x|$  is a function. The domain is all real numbers. The range is  $\{y \mid y \geq 0\}$ . ■

## Function Notation

Let's return to the discussion that introduced us to functions. If a job pays \$7.50 per hour for working from 0 to 40 hours a week, then the amount of money  $y$  earned in one week is a function of the number of hours worked,  $x$ . The exact relationship between  $x$  and  $y$  is written

$$y = 7.5x \quad \text{for } 0 \leq x \leq 40$$

Because the amount of money earned  $y$  depends on the number of hours worked  $x$ , we call  $y$  the *dependent variable* and  $x$  the *independent variable*. Furthermore, if we let  $f$  represent all the ordered pairs produced by the equation, then we can write

$$f = \{(x, y) \mid y = 7.5x \text{ and } 0 \leq x \leq 40\}$$

Once we have named a function with a letter, we can use an alternative notation to represent the dependent variable  $y$ . The alternative notation for  $y$  is  $f(x)$ . It is read “ $f$  of  $x$ ” and can be used instead of the variable  $y$  when working with functions. The notation  $y$  and the notation  $f(x)$  are equivalent—that is,

$$y = 7.5x \iff f(x) = 7.5x$$

When we use the notation  $f(x)$ , we are using *function notation*. The benefit of using function notation is that we can write more information with fewer symbols than we can by using just the variable  $y$ . For example, asking how much money a person will make for working 20 hours is simply a matter of asking for  $f(20)$ . Without function notation, we would have to say “find the value of  $y$  that corresponds to a value of  $x = 20$ .” To illustrate further, using the variable  $y$  we can say “ $y$  is 150 when





$x$  is "20" using the notation  $f(x)$ , we simply say " $f(20) = 5150$ ." Each expression indicates that you will earn \$5150 for working 20 hours.

**NOTE:** Some students like to think of having cash as machines. Values of  $x$  are put into the machine, which transforms them into values of  $f(x)$ , which then are output by the machine.



**EXAMPLE 5** If  $f(x) = 3x^2 + 2x - 1$ , find  $f(0)$ ,  $f(3)$ , and  $f(-2)$ .

**SOLUTION** Because  $f(x) = 3x^2 + 2x - 1$ , we have

$$f(0) = 3(0)^2 + 2(0) - 1 = 0 + 0 - 1 = -1$$

$$f(3) = 3(3)^2 + 2(3) - 1 = 27 + 6 - 1 = 32$$

$$f(-2) = 3(-2)^2 + 2(-2) - 1 = 12 - 4 - 1 = 7$$

In Example 5, the function  $f$  is defined by the equation  $f(x) = 3x^2 + 2x - 1$ . We could just as easily have said  $y = 3x^2 + 2x - 1$ , that is,  $y = f(x)$ . Saying  $f(-2) = 7$  is exactly the same as saying  $y = 7$  when  $x = -2$ .

## Function Notation and Graphs

We can visualize the relationship between  $x$  and  $f(x)$  on the graph of the function. Figure 9 shows the graph of  $f(x) = 2.5x$  along with two additional line segments. The horizontal line segment corresponds to  $x = 20$ , and the vertical line segment corresponds to  $f(20)$ . (Note that the domain is restricted to  $0 \leq x \leq 40$ .)

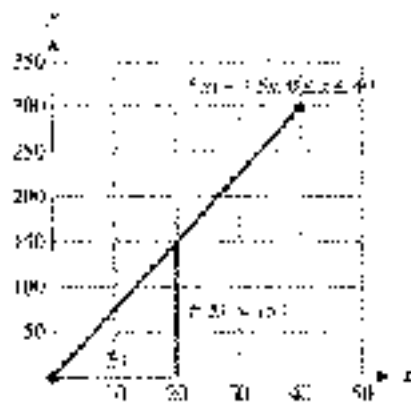


Figure 9

## Using Function Notation

The final example in this section shows how to use and interpret function notation.

**EXAMPLE 6** A painting is purchased as an investment for \$125. If its value increases continuously so that it doubles every 5 years, then its value is given by the function

$$V(t) = 125 \cdot 2^{t/5} \quad \text{for } t \geq 0$$

where  $t$  is the number of years since the painting was purchased, and  $V(t)$  is its value (in dollars) at time  $t$ . Find  $V(5)$  and  $V(10)$ , and explain what they mean.

**SOLUTION** The expression  $V(5)$  is the value of the painting when  $t = 5$  (5 years after it is purchased). We calculate  $V(5)$  by substituting 5 for  $t$  in the equation  $V(t) = 125 \cdot 2^{t/5}$ . Here is our work:

$$V(5) = 125 \cdot 2^{5/5} = 125 \cdot 2^1 = 125 \cdot 2 = 250$$

*In words:* After 5 years, the painting is worth \$250.

The expression  $V(10)$  is the value of the painting after 10 years. To find this number, we substitute 10 for  $t$  in the equation:

$$V(10) = 125 \cdot 2^{10/5} = 125 \cdot 2^2 = 125 \cdot 4 = 500$$

*In words:* The value of the painting 10 years after it is purchased is \$500.

The fact that  $V(5) = 250$  means that the ordered pair  $(5, 250)$  belongs to the function  $V$ . Likewise, the fact that  $V(10) = 500$  tells us that the ordered pair  $(10, 500)$  is a member of function  $V$ . ■

We can generalize the discussion at the end of Example 6 this way:

$$(a, b) \in f \quad \text{if and only if} \quad f(a) = b$$

### GETTING READY FOR CLASS

Read through the preceding section, reword in your own words, and in complete sentences.

- What is a function?
- What is the vertical line test?
- Explain what you are calculating when you find  $f(2)$  for a given function  $f$ .
- If  $f(2) = 3$  for a function  $f$ , what is the relationship between the numbers 2 and 3 and the graph of  $f$ ?

### PROBLEM SET A.1

For each of the following relations, give the domain and range, and indicate which are also functions.

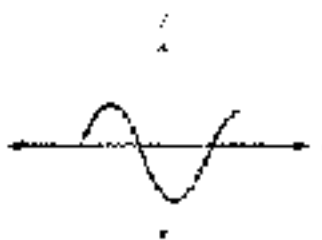
- $\{(1, 3), (2, 5), (3, 4)\}$
- $\{(3, 1), (5, 7), (2, 3)\}$



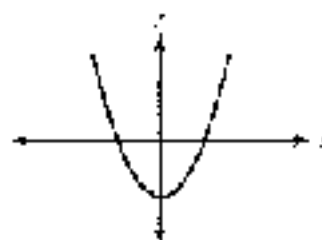
3.  $\{(-1, 3), (1, 5), (2, -5)\}$
4.  $\{(2, -8), (-1, 5), (3, 2)\}$
5.  $\{(7, -1), (3, -1), (7, 4)\}$
6.  $\{(5, -2), (3, -2), (5, -4)\}$

State whether each of the following graphs represents a function.

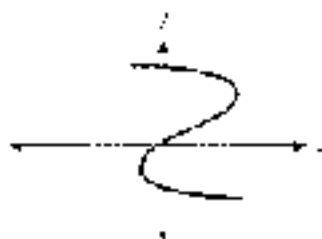
7.



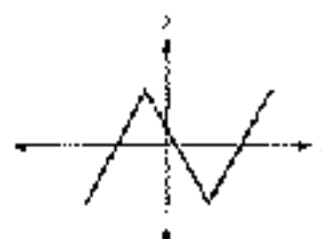
8.



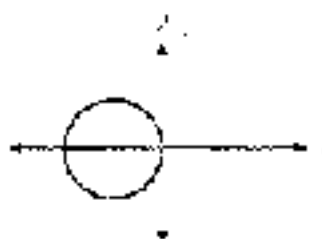
9.



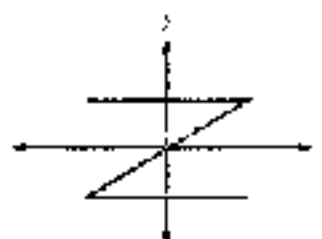
10.




11.



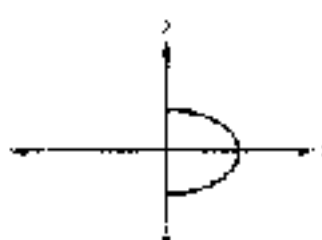
12.



13.



14.



Graph each of the following relations. In each case, use the graph to find the domain and range, and indicate whether the graph is the graph of a function.

15.  $y = x^2 - 1$

16.  $y = x^2 + 4$

17.  $x = y^2 - 4$

18.  $x = y^2 - 9$

19.  $y = |x - 2|$

20.  $y = x^2 - 2$

21. Suppose you have a job that pays \$8.50 per hour and you work anywhere from 10 to 40 hours per week.
- Write an equation, with a restriction on the variable  $x$ , that gives the amount of money,  $y$ , you will earn for working  $x$  hours in one week.
  - Use the function rule you have written in part (a) to complete Table 2.

Hours Worked	Gross Pay (\$) $y$
10	
20	
30	
40	

- Construct a line graph from the information in Table 2.
  - State the domain and range of this function.
22. An ad shown below was in the local newspaper. Suppose you are lined for the job described in the ad.
- If  $x$  is the number of hours you work per week and  $y$  is your weekly gross pay, write the equation for  $y$ . (Be sure to include any restrictions on the variable  $x$  that are given in the ad.)
  - Use the function rule you have written in part (a) to complete Table 3.

Hours Worked	Gross Pay (\$) $y$
15	
20	
25	
30	

- Construct a line graph from the information in Table 3.
- State the domain and range of this function.
- What is the minimum amount you can earn in a week with this job? What is the maximum amount?

23. **Tossing a Coin** Hall is tossing a quarter into the air with an underhand motion. The distance the quarter is above her hand at any time is given by the function

$$h = 16t - 16t^2 \quad \text{for } 0 \leq t \leq 1$$

where  $h$  is the height of the quarter in feet, and  $t$  is the time in seconds.

- Use the table feature of your graphing calculator to complete Table 4.
- State the domain and range of this function.
- Graph the function on your calculator using an appropriate window.

### 3.2 Help Wanted

#### EMPRESSO TRAIL OPERATOR

Must be 20 years old. You will receive a weekly gross pay of \$200.00 plus 10% of sales. You will receive a 40-hour week. You will receive a 40-hour week. You will receive a 40-hour week.

TABLE 4

Time (sec) $t$	Distance (ft) $h$
0	
0.1	
0.2	
0.3	
0.4	
0.5	
0.6	
0.7	
0.8	
0.9	
1	



24. **Intensity of Light** The following formula gives the intensity of light that falls on a surface at various distances from a 100-watt light bulb:

$$I = \frac{120}{d^2} \quad \text{for } d > 0$$

where  $I$  is the intensity of light (in lumens per square foot), and  $d$  is the distance (in feet) from the light bulb to the surface.

- a. Use the table feature of your graphing calculator to complete Table 5.

Distance (ft)	Intensity
$d$	$I$
1	
2	
3	
4	
5	
6	

- b. Graph the function on your calculator using an appropriate window.

25. **Area of a Circle** The formula for the area  $A$  of a circle with radius  $r$  is given by  $A = \pi r^2$ . The formula shows that  $A$  is a function of  $r$ .
- a. Graph the function  $A = \pi r^2$  for  $0 \leq r \leq 3$ . (On the graph, let the horizontal axis be the  $r$ -axis, and let the vertical axis be the  $A$ -axis.)
- b. State the domain and range of the function  $A = \pi r^2$ ,  $0 \leq r \leq 3$ .
26. **Area and Perimeter of a Rectangle** A rectangle is 2 inches longer than it is wide. Let  $w$  be the width and  $P$  be the perimeter.
- a. Write an equation that will give the perimeter  $P$  in terms of the width  $w$  of the rectangle. Are there any restrictions on the values that  $w$  can assume?
- b. Graph the relationship between  $P$  and  $w$ .

Let  $f(x) = 2x - 5$  and  $g(x) = x^2 - 3x + 4$ . Evaluate the following.

27.  $f(2)$       28.  $f(3)$       29.  $f(-3)$       30.  $g(-2)$   
 31.  $g(-1)$       32.  $f(-4)$       33.  $g(-3)$       34.  $g(2)$   
 35.  $f\left(\frac{1}{2}\right)$       36.  $f\left(\frac{1}{4}\right)$       37.  $f(4)$       38.  $g(4)$   
 39.  $g(4) + f(4)$       40.  $f(3) - g(3)$       41.  $f(3) - g(2)$       42.  $g(-1) + f(-1)$

If  $f = \{(1, 4), (-2, 0), (3, \frac{1}{2}), (4, 0)\}$  and  $g = \{(1, 4), (-2, 2), (\frac{1}{2}, 0)\}$ , find each of the following values of  $f$  and  $g$ .

43.  $f(1)$       44.  $g(1)$       45.  $g\left(\frac{1}{2}\right)$       46.  $f(3)$   
 47.  $g(-2)$       48.  $f(4)$

49. Sketch the function  $f(x) = \frac{1}{2}x + 2$ . Then draw and label the line segments that represent  $x = 4$  and  $f(4)$ .
50. Sketch the function  $f(x) = -\frac{1}{2}x + 6$ . Then draw and label the line segments that represent  $x = 4$  and  $f(4)$ .

51. **Investing in Art** A painting is purchased as an investment for \$150. If its value increases continuously so that it doubles every 4 years, then its value is given by the function

$$V(t) = 150 \cdot 2^{t/4} \quad \text{for } t \geq 0$$

where  $t$  is the number of years since the painting was purchased, and  $V(t)$  is its value (in dollars) at time  $t$ . Find  $V(4)$  and  $V(8)$ , and then explain what they mean.

52. **Average Speed** If it takes Munko  $f$  minutes to drive  $s$  miles, then her average speed (in miles per hour) is given by the formula

$$s(t) = \frac{60s}{f} \quad \text{for } s > 0$$

Find  $s(4)$  and  $s(5)$ , and then explain what they mean.

**Area of a Circle** The formula for the area  $A$  of a circle with radius  $r$  can be written with function notation as  $A(r) = \pi r^2$ .

53. Find  $A(2)$ ,  $A(5)$ , and  $A(-1)$ . (Use  $\pi \approx 3.14$ .)  
 54. Why doesn't it make sense to use the  $A(-1)$ ?

#### EXTENDING THE CONCEPTS

The graphs of two functions are shown in Figures 10 and 11. Use the graphs to find the following.

55. a.  $f(2)$                       b.  $f(-4)$                       c.  $g(0)$                       d.  $g(1)$   
 56. a.  $g(0) + f(2)$             b.  $f(0) + g(1)$             c.  $f(g(1))$                 d.  $g(f(0))$

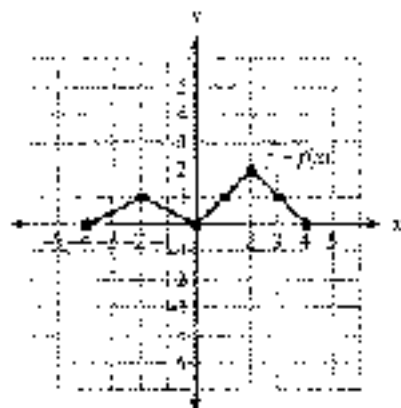


Figure 10

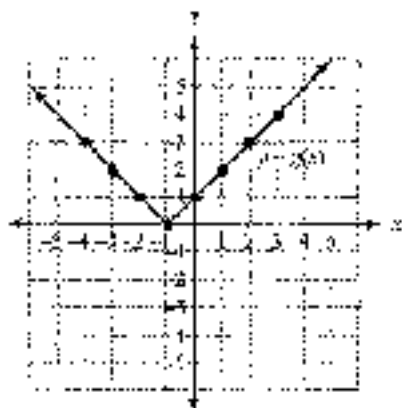


Figure 11

## SECTION A.2 THE INVERSE OF A FUNCTION

The following diagram (Figure 1) shows the route Justin takes to school. He leaves his home and drives 3 miles east, and then turns left and drives 2 miles north. When he leaves school to drive home, he drives the same two segments but in the reverse order and the opposite direction; that is, he drives 2 miles south, turns right, and drives 3 miles west. When he arrives home from school, he is right where he started. His route home “undoes” his route to school, leading him back where he began.



Figure 1

As you will see, the relationship between a function and its inverse function is similar to the relationship between Justin's route from home to school and his route from school to home.

Suppose the function  $f$  is given by

$$f = \{(1, 4), (2, 5), (3, 6), (4, 7)\}$$

The inverse of  $f$  is obtained by reversing the order of the coordinates in each ordered pair of  $f$ . The inverse of  $f$  is the relation given by

$$g = \{(4, 1), (5, 2), (6, 3), (7, 4)\}$$

It is obvious that the domain of  $f$  is now the range of  $g$ , and the range of  $f$  is now the domain of  $g$ . Every function (or relation) has an inverse that is obtained from the original function by interchanging the components of each ordered pair.

#### DEFINITION

The *inverse* of a relation is found by interchanging the coordinates in each ordered pair that is an element of the relation. That is, if  $(a, b)$  is an element of the relation, then  $(b, a)$  is an element of the inverse.

Now we will see how to find the inverse of a function that is defined by an equation.

Suppose a function  $f$  is defined with an equation instead of a list of ordered pairs. We can obtain the equation of the inverse of  $f$  by interchanging the roles of  $x$  and  $y$  in the equation for  $f$ .

**EXAMPLE 1** If the function  $f$  is defined by  $f(x) = 2x - 3$ , find the equation that represents the inverse of  $f$ .

**SOLUTION** Because the inverse of  $f$  is obtained by interchanging the components of all the ordered pairs belonging to  $f$ , and each ordered pair in  $f$  satisfies the equation  $y = 2x - 3$ , we simply exchange  $x$  and  $y$  in the equation  $y = 2x - 3$  to get the formula for the inverse of  $f$ .

$$x = 2y - 3$$

We now solve this equation for  $y$  in terms of  $x$ .

$$\begin{aligned}x - 3 &= 2y \\ \frac{x + 3}{2} &= y \\ y &= \frac{x + 3}{2}\end{aligned}$$

The last line gives the equation that defines the inverse of  $f$ . Let's compare the graphs of  $f$  and its inverse (see Figure 2).

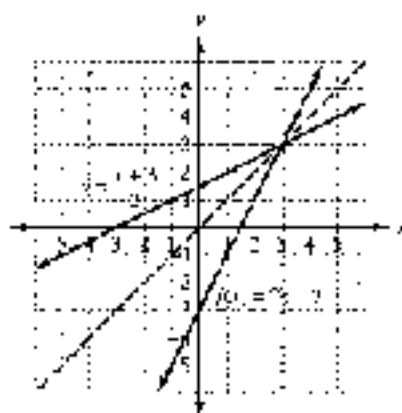


Figure 2

The graphs of  $f$  and its inverse have symmetry about the line  $y = x$ . We say that the graph of the inverse is a *reflection* of the graph of  $f$  about the line  $y = x$ . This is a reasonable result because the one function was obtained from the other by interchanging  $x$  and  $y$  in the equation. The ordered pairs  $(a, b)$  and  $(b, a)$ 's always have symmetry about the line  $y = x$ . ■

#### SYMMETRY PROPERTY FOR INVERSES

The graph of the inverse of a relation (or function) will be a reflection of the graph of the original relation (or function) about the line  $y = x$ .

**EXAMPLE 3** Graph the function  $y = x^2 - 2$  and its inverse. Give the equation for the inverse.

**SOLUTION** We can obtain the graph of the inverse of  $y = x^2 - 2$  by graphing  $y = x^2 - 2$  by the usual methods and then reflecting the graph about the line  $y = x$  (Figure 3).

The equation that corresponds to the inverse of  $y = x^2 - 2$  is obtained by interchanging  $x$  and  $y$  to get  $x = y^2 - 2$ .

We can solve the equation  $x = y^2 - 2$  for  $y$  in terms of  $x$  as follows:

$$\begin{aligned}x &= y^2 - 2 \\ x + 2 &= y^2 \\ y &= \sqrt{x + 2}\end{aligned}$$



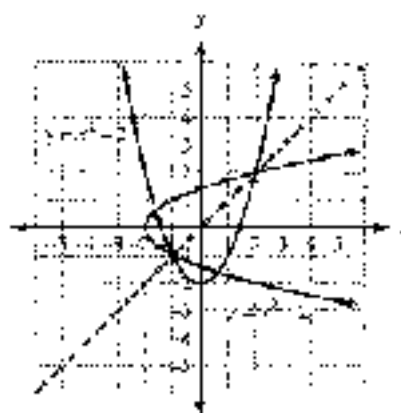


Figure 3

### USING A TI-84

CONVERTING PARAMETRIC EQUATIONS

One way to graph a function and its inverse is to use parametric equations, which we cover in more detail in Section 6.4. To graph the function  $y = x^2 - 2$  and its inverse from Example 2, first set your graphing calculator to parametric mode. Then define the following set of parametric equations (Figure 4):

$$X_1 = t; Y_1 = t^2 - 2$$

Set the window variables so that

$$-4 \leq t \leq 4; \text{step} = 0.01; -4 \leq x \leq 4; -4 \leq y \leq 4$$

Graph the function using the ZOOM square command. Your graph should look similar to Figure 5.



Figure 4




Figure 5



Figure 6

To graph the inverse, we need to interchange the roles of  $x$  and  $y$  for the original function. This is easily done by defining a new set of parametric equations that is just the reverse of the pair given above:

$$X_2 = t^2 + 2; Y_2 = t$$

Press **GRAPH** again, and you should now see the graphs of the original function and its inverse (Figure 6). If you trace to any point on either graph, you can alternate

between the two curves to see how the coordinates of the corresponding ordered pair compare. As Figure 7 illustrates, the coordinates of a point on one graph are reversed for the other graph.




Figure 7

Comparing the graphs from Examples 1 and 2, we observe that the inverse of a function is not always a function. In Example 1, both  $f$  and its inverse have graphs that are nonvertical straight lines and therefore both represent functions. In Example 2, the inverse of function  $f$  is not a function because a vertical line crosses it in more than one place.

## One-to-One Functions

We can distinguish between those functions with inverses that are also functions and those functions with inverses that are not functions with the following definition.

### DEFINITION

A function is a *one-to-one function* if every element in the range comes from exactly one element in the domain.

This definition indicates that a one-to-one function will yield a set of ordered pairs in which no two different ordered pairs have the same second coordinate. For example, the function

$$f = \{(2, 3), (-1, 3), (5, 8)\}$$

is not one-to-one because the element 3 in the range comes from both 2 and  $-1$  in the domain. On the other hand, the function

$$g = \{(5, 7), (3, -1), (4, 2)\}$$

is a one-to-one function because every element in the range comes from only one element in the domain.

## Horizontal Line Test

If we have the graph of a function, we can determine if the function is one-to-one with the following test. If a horizontal line crosses the graph of a function in more than one place, then the function is not a one-to-one function because the points



at which the horizontal line crosses the graph will be points with the same  $y$ -coordinate but different  $x$ -coordinates. Therefore, the function will have an element in the range (the  $y$ -coordinate) that comes from more than one element in the domain (the  $x$ -coordinates).

## Functions Whose Inverses Are Functions

Because one-to-one functions do not repeat second coordinates, when we reverse the order of the ordered pairs in a one-to-one function, we obtain a relation in which no two ordered pairs have the same first coordinate. By definition, this relation must be a function. In other words, every one-to-one function has an inverse that is itself a function. Because of this, we can use function notation to represent that inverse.

DEFINITION

### INVERSE FUNCTION NOTATION

If  $y = f(x)$  is a one-to-one function, then the inverse of  $f$  is also a function and can be denoted by  $y = f^{-1}(x)$ .

**EXAMPLE 1** Find the inverse of the function  $f(x) = x + 3$ .

**SOLUTION** To illustrate it, Example 1 we found the inverse of  $f(x) = x + 3$  was the function  $y = \frac{x-3}{1}$ . We can write this inverse function with inverse function notation as

$$f^{-1}(x) = \frac{x-3}{1}.$$

However, the inverse of the function in Example 2 is not itself a function, so we do not use the notation  $f^{-1}(x)$  to represent it.

### EXAMPLE 2 Find the inverse of $g(x) = \frac{x-4}{x-2}$ .

**SOLUTION** To find the inverse for  $g$ , we begin by replacing  $g(x)$  with  $y$  to obtain

$$y = \frac{x-4}{x-2} \quad \text{The original function}$$

To find an equation for the inverse, we exchange  $x$  and  $y$ .

$$x = \frac{y-4}{y-2} \quad \text{The inverse of the original function}$$

Now we multiply each side by  $y - 2$  and then solve for  $y$ .

$$(y-2)x = y-4$$

$$xy - 2x = y - 4 \quad \text{Distributive property}$$

$$xy - y = 2x - 4 \quad \text{Collect all terms containing } y \text{ on the left side}$$

$$y(x-1) = 2x-4 \quad \text{Factor } y \text{ from each term on the left side}$$

$$y = \frac{2x-4}{x-1} \quad \text{Divide each side by } x-1$$

NOTE The notation  $f^{-1}$  does not represent the reciprocal of  $f$ ; that is, the function  $1/f$ . To obtain an equivalent formula for  $f^{-1}$ , we do first step: replacing the inverse function by a new function letter.

Because our original function is one-to-one, as verified by the graph in Figure 5, its inverse is also a function. Therefore, we can use inverse function notation to write

$$x^{-1}(y) = \frac{2y - 4}{y + 1}$$




Figure 5

As we mentioned in the introduction to this section, one of the important relationships between a function and its inverse is that an inverse “undoes” or “reverses” whatever actions were performed by the function. The next example illustrates this property of inverses.

**EXAMPLE 4** Use the function  $f(x) = \sqrt[3]{x - 2}$  and its inverse function  $f^{-1}(x) = x^3 + 2$  to find the following.

a.  $f(10)$     b.  $f^{-1}(f(10))$     c.  $f^{-1}(f(x))$

**SOLUTION**

$$\begin{aligned} \text{a. } f(10) &= \sqrt[3]{10 - 2} \\ &= \sqrt[3]{8} \\ &= 2 \end{aligned}$$

The function takes an input of 10 and gives us a result of 2.

$$\begin{aligned} \text{b. } f^{-1}(f(10)) &= f^{-1}(2) && \text{Since } f(10) = 2 \\ &= (2)^3 + 2 && \text{Replace } x \text{ with } 2 \text{ in } x^3 + 2 \\ &= 6 + 2 \\ &= 10 \end{aligned}$$

The inverse  $f^{-1}$  takes the output of 2 from  $f$  and “undoes” the steps performed by  $f$ , with the end result that we return to our original input value of 10.

$$\begin{aligned} \text{c. } f^{-1}(f(x)) &= f^{-1}(\sqrt[3]{x - 2}) \\ &= \sqrt[3]{(\sqrt[3]{x - 2})^3} + 2 \\ &= (x - 2) + 2 \\ &= x \end{aligned}$$

We see that when  $f^{-1}$  is applied to the output of  $f$ , the actions of  $f$  will be reversed, returning us to our original input  $x$ . ■



Example 4 illustrates another important property between a function and its inverse:

If  $y = f(x)$  is a one-to-one function with inverse  $x = f^{-1}(y)$ , then for all  $x$  in the domain of  $f$ ,

$$f^{-1}(f(x)) = x$$

and for all  $x$  in the domain of  $f^{-1}$ ,

$$f(f^{-1}(x)) = x$$

## Functions, Relations, and Inverses— A Summary

Here is a summary of some of the things we know about functions, relations, and their inverses:

1. Every function is a relation, but not every relation is a function.
2. Every function has an inverse, but only one-to-one functions have inverses (the one-to-one functions).
3. The domain of a function is the range of its inverse, and the range of a function is the domain of its inverse.
4. If  $y = f(x)$  is a one-to-one function, then we can use the notation  $y = f^{-1}(x)$  to represent its inverse function.
5. The graph of a function and its inverse have symmetry about the line  $y = x$ .
6. If  $(a, b)$  belongs to the line,  $xy^k$ , then the point  $(b, a)$  belongs to its inverse.
7. The inverse of  $f$  will “undo” or reverse the action performed by  $f$ .

### GETTING READY FOR CLASS

After reading through the preceding section, respond in your own words and in complete sentences:

- a. What is the inverse of a function?
- b. What is the relationship between the graph of a function and the graph of its inverse?
- c. Explain why only one-to-one functions have inverses, but are not one-to-ones.
- d. Describe the vertical line test, and explain the difference between the vertical line test and the horizontal line test.

## PROBLEM SET A.2

For each of the following one-to-one functions, find the equation of the inverse. Write the inverse using the notation  $f^{-1}(x)$ .

1.  $f(x) = 3x - 1$

2.  $f(x) = 2x - 5$

3.  $f(x) = x^2$

4.  $f(x) = x^3 - 2$

5.  $f(x) = \frac{x+3}{x-1}$

6.  $f(x) = \frac{x-7}{x-3}$

$$7. f(x) = \frac{x-3}{4} \qquad 8. f(x) = \frac{x+2}{2} \qquad 9. f(x) = \frac{1}{2}x - 3$$

$$10. f(x) = \frac{1}{3}x - 1 \qquad 11. f(x) = \frac{2x-1}{3x+2} \qquad 12. f(x) = \frac{3x-3}{5x-1}$$

For each of the following relations, sketch the graph of the relation and its inverse, and write an equation for the inverse.

$$13. y = 2x + 1 \qquad 14. y = 3x + 4 \qquad 15. y = x^2 - 3$$

$$16. y = x^2 + 6 \qquad 17. y = x^2 - 2x - 3 \qquad 18. y = x^2 + 2x - 3$$

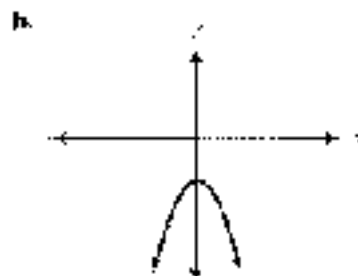
$$19. y = 4 \qquad 20. y = -2$$

$$21. y = \frac{5}{2}x + 2 \qquad 22. y = \frac{1}{3}x - 1$$

For each of the following functions, use your graphing calculator in parametric mode to graph the function and its inverse.

$$23. y = \frac{1}{2}x^2 \qquad 24. y = x^2 - 2 \qquad 25. y = \sqrt{x+3} \qquad 26. y = \sqrt{x} + 2$$

27. Determine if the following functions are one-to-one.



28. Consider the following tables of values representing ordered pairs from a one-to-one function. Do they represent a function? Explain your answer.

a.

$x$	$y$
2	5
...	...
0	3
...	...
2	5

b.

$x$	$y$
1.5	0.1
2.0	0.2
2.5	0.3
3.0	0.4
3.5	0.5

29. If  $f(x) = 3x - 2$ , then  $f^{-1}(x) = \frac{x+2}{3}$ . Use these two functions to find

a.  $f(2)$       b.  $f^{-1}(2)$       c.  $f[f^{-1}(2)]$       d.  $f^{-1}[f(2)]$

30. If  $f(x) = \frac{1}{2}x + 5$ , then  $f^{-1}(x) = 2x - 10$ . Use these two functions to find

a.  $f(-4)$       b.  $f^{-1}(-4)$       c.  $f[f^{-1}(-4)]$       d.  $f^{-1}[f(-4)]$

31. Let  $f(x) = \frac{1}{x}$ , and find  $f^{-1}(c)$ .

32. Let  $f(x) = \frac{c}{x}$ , and find  $f^{-1}(c)$ . ( $c$  is a real number constant.)



$x$	$f(x)$
-6	7
-4	2
3	-2
7	4

$x$	$g(x)$
3	2
-2	3
3	-6
4	6

**33. Reading Tables** Evaluate each of the following functions using the functions defined by Tables 1 and 2.

- a.  $f(g(-3))$       b.  $g(f(-6))$       c.  $g(f(2))$   
 d.  $f(g(3))$       e.  $f(g(-3))$       f.  $g(f(3))$   
 g. What can you conclude about the relationship between functions  $f$  and  $g$ ?

**34. Reading Tables** Use the functions defined in Tables 1 and 2 in Problem 33 to answer the following questions.

- a. What are the domain and range of  $f$ ?  
 b. What are the domain and range of  $g$ ?  
 c. How are the domain and range of  $f$  related to the domain and range of  $g$ ?  
 d. Is  $f$  a one-to-one function?  
 e. Is  $g$  a one-to-one function?

For each of the following functions, find  $f^{-1}(y)$ . Then show that  $f(f^{-1}(x)) = x$ .

35.  $f(x) = 3x + 5$       36.  $f(x) = 6 - 8x$   
 37.  $f(x) = x^3 - 1$       38.  $f(x) = x^2 + 3$

#### EXPLORING THE CONCEPTS

**39. Inverse Functions in Words** Inverses may also be found by *inverse reasoning*. For example, to find the inverse of  $f(x) = 3x - 2$ , first, in order, the operations done to variable  $x$

- a. Multiply by 3.  
 b. Add 2.

Then, to find the inverse, simply apply the inverse operations, in reverse order, to the variable  $x$ :

- a. Subtract 2.  
 b. Divide by 3.

The inverse function then becomes  $f^{-1}(x) = \frac{x+2}{3}$ . Use this method of “inverse reasoning” to find the inverse of the function  $f(x) = \frac{x}{2} + 2$ .

**40. Inverse Functions in Words** Refer to the method of *inverse reasoning* explained in Problem 39. Use *inverse reasoning* to find the following inverses:

- a.  $f(x) = 2x + 7$       b.  $f(x) = \sqrt{x} + 5$   
 c.  $f(x) = x^2 + 4$       d.  $f(x) = \sqrt{x^2 + 4}$

**41.** The graphs of a function and its inverse are shown in Figure 9. Use the graphs to find the following:

- a.  $f(3)$   
 b.  $f(1)$   
 c.  $f(2)$   
 d.  $f^{-1}(0)$   
 e.  $f^{-1}(2)$   
 f.  $f^{-1}(5)$   
 g.  $f^{-1}(f(2))$   
 h.  $f(f^{-1}(5))$

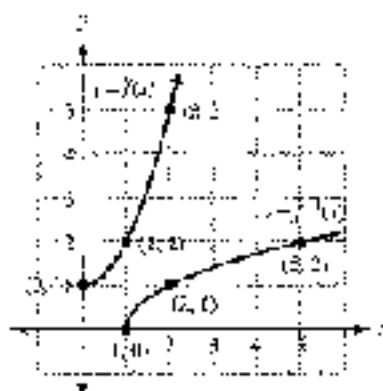


Figure 9

# EXPONENTIAL AND LOGARITHMIC FUNCTIONS

*Mathematics is the abstract key which turns the lock of the physical universe*

John Polkinghorne



PHOTO: GETTY IMAGES/ALAMY

## INTRODUCTION

If you have had any problems with or had testing done on your thyroid gland, then you may have come in contact with radioactive iodine-131. Like all radioactive elements, iodine-131 decays naturally. The half-life of iodine-131 is 8 days, which means that every 8 days a sample of iodine-131 will decrease to half of its original amount. Table 1 and the graph in Figure 1 show what happens to a 1,670-microgram sample of iodine-131 over time.

**TABLE 1** Amount of Iodine-131 as a Function of Time

$t$ (Days)	$A(t)$ (Micrograms)
0	1,670
8	835
16	417
24	209
32	104

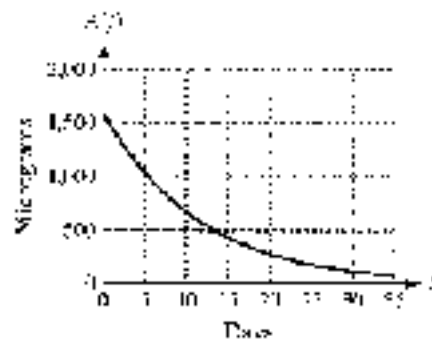


Figure 1

The function represented by the information in the table and Figure 1 is

$$A(t) = 1670 \cdot 2^{-t/8}$$

It is one of the types of functions we will study in this appendix.

## SECTION B.1 EXPONENTIAL FUNCTIONS

It is fairly intuitive that if you throw a ball upwards, you can predict the height of the ball at any time. We can also predict the time it takes for a ball to fall a certain distance. If you drop a ball from a height of 100 feet, the first bounce will reach a height that is  $\frac{1}{2}$  of the original height. The second bounce will reach  $\frac{1}{4}$  of the height of the first bounce, and so on, as shown in Figure 2 on the following page.





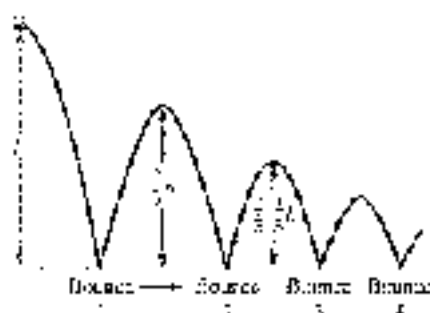


Figure 1

If the ball is dropped initially from a height of 1 meter, then during the first bounce it will reach a height of  $\frac{2}{3}$  meter. The height of the second bounce will reach  $\frac{2}{3}$  of the height reached on the first bounce. The maximum height of any bounce is  $\frac{2}{3}$  of the height of the previous bounce.

$$\begin{aligned}
 \text{Initial height:} & \quad h = 1 \\
 \text{Bounce 1:} & \quad h = \frac{2}{3}(1) = \left(\frac{2}{3}\right)^1 \\
 \text{Bounce 2:} & \quad h = \frac{2}{3}\left(\frac{2}{3}\right) = \left(\frac{2}{3}\right)^2 \\
 \text{Bounce 3:} & \quad h = \frac{2}{3}\left(\frac{2}{3}\right)^2 = \left(\frac{2}{3}\right)^3 \\
 \text{Bounce 4:} & \quad h = \frac{2}{3}\left(\frac{2}{3}\right)^3 = \left(\frac{2}{3}\right)^4 \\
 & \quad \vdots \\
 & \quad \vdots \\
 \text{Bounce } n: & \quad h = \frac{2}{3}\left(\frac{2}{3}\right)^{n-1} = \left(\frac{2}{3}\right)^n
 \end{aligned}$$

This last equation is exponential in form. We classify all exponential functions together with the following definition:

#### DEFINITION

An *exponential function* is any function that can be written in the form

$$f(x) = b^x$$

where  $b$  is a positive real number other than 1.

Each of the following is an exponential function:

$$f(x) = 2^x, \quad g(x) = 3^x, \quad h(x) = \left(\frac{1}{4}\right)^x$$

The first step in becoming familiar with exponential functions (or, more generally, in studying any new type of function) is to find some values for specific exponential functions.

**EXAMPLE 8** If the exponential functions  $f$  and  $g$  are defined by

$$f(x) = 2^x \quad \text{and} \quad g(x) = 3^x$$

then

$$\begin{aligned} f(0) &= 2^0 = 1 & g(0) &= 3^0 = 1 \\ f(1) &= 2^1 = 2 & g(1) &= 3^1 = 3 \\ f(2) &= 2^2 = 4 & g(2) &= 3^2 = 9 \\ f(3) &= 2^3 = 8 & g(3) &= 3^3 = 27 \\ f(-1) &= 2^{-1} = \frac{1}{2} & g(-1) &= 3^{-1} = \frac{1}{3} \\ f(-2) &= 2^{-2} = \frac{1}{2^2} = \frac{1}{4} & g(-2) &= 3^{-2} = \frac{1}{3^2} = \frac{1}{9} \\ f(-3) &= 2^{-3} = \frac{1}{2^3} = \frac{1}{8} & g(-3) &= 3^{-3} = \frac{1}{3^3} = \frac{1}{27} \end{aligned}$$

In the introduction to this appendix we indicated that the half-life of iodine-131 is 8 days, which means that every 8 days a sample of iodine-131 will decrease to half of its original amount. If we start with  $A_0$  micrograms of iodine-131, then after  $t$  days the sample will contain

$$A(t) = A_0 \cdot 2^{-t/8}$$

micrograms of iodine-131.

**EXAMPLE 9** A patient is administered a 1,200-microgram dose of iodine-131. How much iodine-131 will be in the patient's system after 10 days and after 16 days?

**SOLUTION** The initial amount of iodine-131 is  $A_0 = 1,200$ , so the function that gives the amount left in the patient's system after  $t$  days is

$$A(t) = 1,200 \cdot 2^{-t/8}$$

After 10 days, the amount left in the patient's system is

$$\begin{aligned} A(10) &= 1,200 \cdot 2^{-10/8} \\ &= 1,200 \cdot 2^{-1.25} \\ &\approx 534.5 \text{ } \mu\text{g} \end{aligned}$$

After 16 days, the amount left in the patient's system is

$$\begin{aligned} A(16) &= 1,200 \cdot 2^{-16/8} \\ &= 1,200 \cdot 2^{-2} \\ &= 300 \text{ } \mu\text{g} \end{aligned}$$

We will now turn our attention to the graphs of exponential functions. Because the notation is easier to use when graphing, and  $y = f(x)$ , for convenience we will write the exponential functions as

$$y = b^x$$



**EXAMPLE 2** Sketch the graph of the exponential function  $y = 2^x$ .

**SOLUTION** Using the results of Example 1, we have the following table. Graphing the ordered pairs given in the table and connecting them with a smooth curve, we have the graph of  $y = 2^x$  shown in Figure 2.

$x$	$y$
-3	$\frac{1}{8}$
-2	$\frac{1}{4}$
-1	$\frac{1}{2}$
0	1
1	2
2	4
3	8

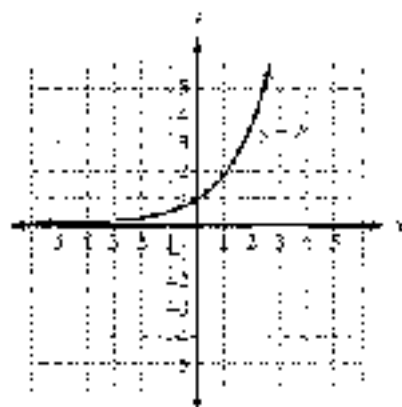


Figure 2

Notice that the graph does not cross the  $x$ -axis. It approaches the  $x$ -axis—in fact, we can get it as close to the  $x$ -axis as we want without actually intersecting the  $x$ -axis. For the graph of  $y = 2^x$  to intersect the  $x$ -axis, we would have to find a value of  $x$  that would make  $2^x = 0$ . Because no such value of  $x$  exists, the graph of  $y = 2^x$  cannot intersect the  $x$ -axis. ■

**EXAMPLE 3** Sketch the graph of  $y = \left(\frac{1}{3}\right)^x$ .

**SOLUTION** The table shown here gives some ordered pairs that satisfy the equation. Using the ordered pairs from the table, we have the graph shown in Figure 3.

$x$	$y$
-3	27
-2	9
-1	3
0	1
1	$\frac{1}{3}$
2	$\frac{1}{9}$
3	$\frac{1}{27}$

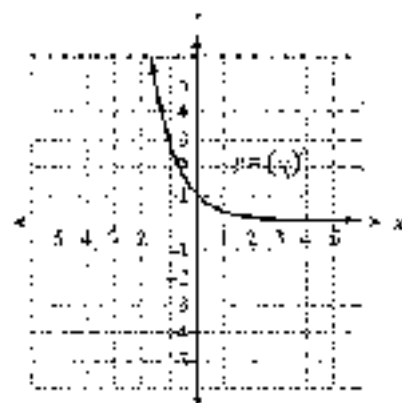


Figure 3

The graphs of all exponential functions have two things in common: (1) each  $e$  crosses the  $y$ -axis at  $(0, 1)$  because  $b^0 = 1$ , and (2) no  $e$  can cross the  $x$ -axis because  $b^x = 0$  is impossible due to the restriction  $x \in \mathbb{R}$ .

Figures 4 and 5 show some families of exponential curves to help you become more familiar with them on an intuitive level.

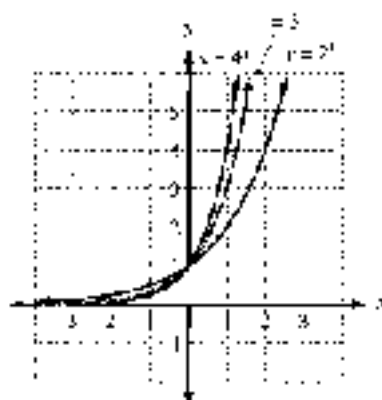


Figure 4

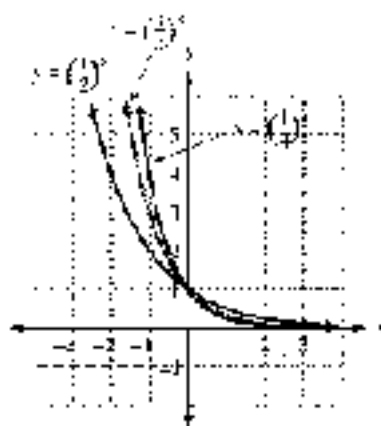


Figure 5

Among the many applications of exponential functions are the applications having to do with interest-bearing accounts. Here are the details.

#### COMPOUND INTEREST

If  $P$  dollars are deposited in an account with annual interest rate  $r$ , compounded  $n$  times per year, then the amount of money in the account after  $t$  years is given by the formula

$$A(t) = P \left( 1 + \frac{r}{n} \right)^{nt}$$

**EXAMPLE 6** Suppose you deposit \$500 in an account with an annual interest rate of 8% compounded quarterly. Find an equation that gives the amount of money in the account after  $t$  years. Then find the amount of money in the account after 5 years.

**SOLUTION** First we note that  $P = 500$  and  $r = 0.08$ . Interest that is compounded quarterly is compounded 4 times a year, giving us  $n = 4$ . Substituting these numbers into the preceding formula, we have our function:

$$A(t) = 500 \left( 1 + \frac{0.08}{4} \right)^{4t} = 500(1.02)^{4t}$$

To find the amount after 5 years, we let  $t = 5$ .

$$A(5) = 500(1.02)^{4 \cdot 5} = 500(1.02)^{20} \approx \$742.97$$

Our answer is found on a calculator and then rounded to the nearest cent. ■



## The Natural Exponential Function

A continually compounding exponential function is based on a special number we denote with the letter  $e$ . The number  $e$  is a number, like  $\pi$ . It is irrational and occurs in many formulas that describe the world around us. Like  $\pi$ , it can be approximated with a decimal number. Whereas  $\pi$  is approximately 3.1416,  $e$  is approximately 2.7183. (If you have a calculator with a key labeled  $e^x$ , you can use it to find a more accurate approximation to  $e$ .) We cannot give a more precise definition of the number  $e$  without using some of the topics taught in calculus. For the work we are going to do with the number  $e$ , we only need to know that it is an irrational number that is approximately 2.7183.

Table 1 and Figure 6 show some values and the graph for the natural exponential function.

$$y = f(x) = e^x$$

$x$	$f(x) = e^x$
-2	$f(-2) = e^{-2} = \frac{1}{e^2} \approx 0.135$
-1	$f(-1) = e^{-1} = \frac{1}{e} \approx 0.368$
0	$f(0) = e^0 = 1$
1	$f(1) = e^1 = e \approx 2.72$
2	$f(2) = e^2 \approx 7.39$
3	$f(3) = e^3 \approx 20.1$

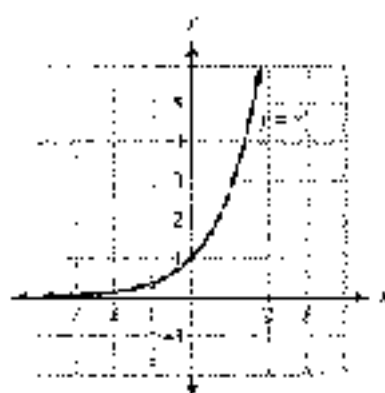


Figure 6

One common application of natural exponential functions is with interest-bearing accounts. In Example 5 we worked with the formula

$$A = P \left( 1 + \frac{r}{n} \right)^{nt}$$

which gives the amount of money in an account if  $P$  dollars are deposited for  $t$  years at an annual interest rate  $r$ , compounded  $n$  times per year. In Example 5 the number of compounding periods was 4. What would happen if we let the number of compounding periods become larger and larger, so that we compounded the interest every day, then every hour, then every second, and so on? If we take this as far as it can go, we end up compounding the interest every moment. When this happens, we have an account with interest that is compounded continuously, and the amount of money in such an account depends on the number  $e$ .

### CONTINUOUSLY COMPOUNDED INTEREST

If  $P$  dollars are deposited in an account with annual interest rate  $r$ , compounded continuously, then the amount of money in the account after  $t$  years is given by the formula

$$A(t) = Pe^{rt}$$

**EXAMPLE 5** Suppose you deposit \$500 in an account with an annual interest rate of 6% compounded continuously. Find an equation that gives the amount of money in the account after  $t$  years. Then find the amount of money in the account after 5 years.

**SOLUTION** The interest is compounded continuously, so we use the formula  $A(t) = Ae^{rt}$ . Substituting  $P = 500$  and  $r = 0.06$  into this formula, we have

$$A(t) = 500e^{0.06t}$$

After 5 years, this account will contain

$$A(5) = 500e^{0.06(5)} = 500e^{0.3} \approx 5245.91$$

to the nearest cent. Compare this result with the answer to Example 5. ■

### GETTING READY FOR CLASS

After reading through the preceding section, respond in your own words and in complete sentences.

- What is an exponential function?
- In an exponential function, explain why the base  $b$  cannot equal 1. (What kind of function would you get if the base was equal to 1?)
- Explain continuously compounded interest.
- What characteristics do the graphs of  $y = 2^x$  and  $y = \left(\frac{1}{2}\right)^x$  have in common?

### PROBLEM SET B.1

Let  $f(x) = 2^x$  and  $g(x) = \left(\frac{1}{2}\right)^x$ , and evaluate each of the following:

- |            |            |                   |                   |
|------------|------------|-------------------|-------------------|
| 1. $f(2)$  | 2. $f(0)$  | 3. $g(-1)$        | 4. $g(-4)$        |
| 5. $f(-3)$ | 6. $f(-1)$ | 7. $f(2) + g(-2)$ | 8. $f(2) - g(-2)$ |

Graph each of the following functions.

- |                   |   |
|-------------------|---|
| 9. $y = 4^x$      | 10. $y = 2^{-x}$                        |
| 11. $y = 3^{-x}$  | 12. $y = \left(\frac{1}{3}\right)^{-x}$ |
| 13. $y = 2^{x-1}$ | 14. $y = 2^{x+3}$                       |
| 15. $y = e^x$     | 16. $y = e^{-x}$                        |

Graph each of the following functions on the same coordinate system for positive values of  $x$  or  $y$ .

- |                                      |                                      |
|--------------------------------------|--------------------------------------|
| 17. $y = 2x$ , $y = x^2$ , $y = 2^x$ | 18. $y = 2x$ , $y = x^2$ , $y = 2^x$ |
|--------------------------------------|--------------------------------------|

Graph the family of curves  $y = b^x$  using the given values of the base  $b$ .

- |                      |  |
|----------------------|--|
| 19. $b = 2, 4, 6, 8$ | 20. $b = \frac{1}{2}, \frac{1}{4}, \frac{1}{6}, \frac{1}{8}$ |
|----------------------|--|

24. **Bouncing Ball** Suppose the ball mentioned in the introduction to this section is dropped from a height of 6 feet above the ground. Find an exponential equation that gives the height  $h$  the ball will attain during the  $n$ th bounce (Figure 7). How high will it bounce on the fifth bounce?

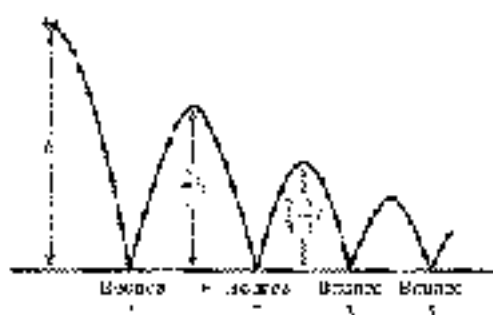


Figure 7

- 22. Bouncing Ball** A golf ball is manufactured so that if it is dropped from  $A$  feet above the ground onto a hard surface, the maximum height of each bounce will be  $\frac{1}{2}$  the height of the previous bounce. Find an exponential equation that gives the height  $h$  the ball will attain during the  $n$ th bounce. If the ball is dropped from 10 feet above the ground onto a hard surface, how high will it bounce on the 8th bounce?
- 23. Exponential Decay** The half-life of iodine-131 is 8 days. If a patient is administered a 1.430-microgram dose of iodine-131, how much iodine-131 will be in the patient's system after 8 days and after 11 days? (See Example 2.)
- 24. Exponential Growth** Automobiles built before 1993 run flexon in their air conditioning. The federal government now prohibits the manufacture of flexon. Because the supply of flexon is decreasing, the price per pound is increasing exponentially. Current estimates put the formula for the price per pound of flexon at  $f(t) = 1.8x(1.02)^t$ , where  $x$  is the number of years since 1990. Find the price of flexon in 2000 and 2005.
- 25. Compound Interest** Suppose you deposit \$1,700 in an account with an annual interest rate of 7% compounded quarterly.
- Find an equation that gives the amount of money in the account after  $t$  years.
  - Find the amount of money in the account after 8 years.
  - If the interest were compounded continuously, how much money would the account contain after 8 years?
- 26. Compound Interest** Suppose you deposit \$300 in an account with an annual interest rate of 8% compounded monthly.
- Find an equation that gives the amount of money in the account after  $t$  years.
  - Find the amount of money in the account after 5 years.
  - If the interest were compounded continuously, how much money would the account contain after 5 years?
- 27. Compound Interest** If \$3,000 is placed in an account with an annual interest rate of 12% compounded four times a year, how much money will be in the account 10 years later?
- 28. Compound Interest** If \$200 is placed in an account with an annual interest rate of 3% compounded twice a year, how much money will be in the account 10 years later?
- 29. Bacteria Growth** Suppose it takes 1 day for a certain strain of bacteria to reproduce by dividing in half. If there are 100 bacteria present to begin with, then the total number present after  $x$  days will be  $f(x) = 100 \cdot 2^x$ . Find the total number present after 1 day, 2 days, 3 days, and 4 days.

30. **Bacteria Growth** Suppose it takes 12 hours for a certain strain of bacteria to reproduce by dividing in half. If there are 50 bacteria present to begin with, then the total number present after  $x$  days will be  $f(x) = 50 \cdot 4^x$ . Find the total number present after 1 day, 2 days, and 3 days.
31. **Health Care** In 1990, \$679 billion were spent on health care expenditures. The amount of money,  $E$ , in billions spent on health care expenditures can be estimated using the function  $E(x) = 74.16x + 117$ , where  $x$  is time in years since 1975 (U.S. Census Bureau).
- How does the estimate determined by the function to the actual amount of money spent on health care expenditures in 1990?
  - What are the expected health care expenditures in 2005, 2006, and 2007? Round to the nearest billion.
32. **Exponential Growth** The cost of a can of Coca-Cola on January 1, 1960, was 10 cents. The following function gives the cost of a can of Coca-Cola  $x$  years after that

$$c(x) = 0.10e^{0.036x}$$

- Use the function to fill in Table 2. (Round to the nearest cent.)

TABLE 2

Years Since 1960	Cost (¢)
0	10.00
15	
30	
45	
60	

- Use the table to find the cost of a can of Coca-Cola at the beginning of the year 2010.
33. **Value of a Painting** A painting is purchased as an investment for \$150. If the painting's value doubles every 7 years, then its value is given by the function

$$v(t) = 150 \cdot 2^{t/7} \quad \text{for } t \geq 0$$

where  $t$  is the number of years since it was purchased, and  $V(t)$  is its value (in dollars) at that time. Graph this function.

34. **Value of a Painting** A painting is purchased as an investment for \$125. If the painting's value doubles every 7 years, then its value is given by the function

$$v(t) = 125 \cdot 2^{t/7} \quad \text{for } t \geq 0$$

where  $t$  is the number of years since it was purchased, and  $V(t)$  is its value (in dollars) at that time. Graph this function.

35. **Value of a Crane** The function

$$V(x) = 450,000(1 - 0.30)^x$$

where  $V$  is value and  $x$  is time in years, can be used to find the value of a crane for the first 6 years of use.

- What is the value of the crane after 3 years and 6 months?
- State the domain of this function.
- Sketch the graph of this function.



© 2007 The Coca-Cola Company. All rights reserved. For more information, visit [www.coca-colacompany.com](http://www.coca-colacompany.com).



© 2007





36. **Value of a Printing Press** The function  $V(t) = 375,000(1 - 0.15)^t$ , where  $V$  is value and  $t$  is time in years, can be used to find the value of a printing press having been  $t$  years in use.
- What is the value of the printing press after 4 years and 9 months?
  - State the domain of this function.
  - Sketch the graph of this function.



Photo: iStockphoto.com

## EXTENDING THE CONCEPTS

37. **Drag Racing** A dragster is equipped with a computer. The table gives the speed of the dragster every second during one race at the 1993 Winternationals. Figure 8 is a line graph constructed from the data in Table 3.

Elapsed Time (sec)	Speed (mi/hr)
0	0.0
1	72.7
2	129.3
3	162.6
4	192.2
5	212.1
6	218.1

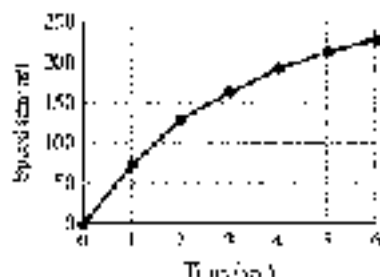


Figure 8

The graph of the following function contains the first point and the last point shown in Figure 8; that is, both  $(0, 0)$  and  $(6, 218.1)$  satisfy the function. Graph the function to see how close it comes to the other points in Figure 8.

$$s(t) = 350(1 - 1.5^{-t})$$

38. The graphs of two exponential functions are given in Figures 9 and 10. Use the graphs to find the following:
- $f(0)$
  - $f(-1)$
  - $f(1)$
  - $g(0)$
  - $g(1)$
  - $g(-1)$

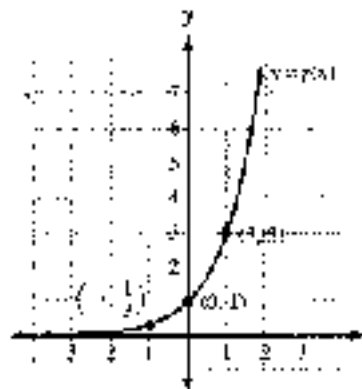


Figure 9

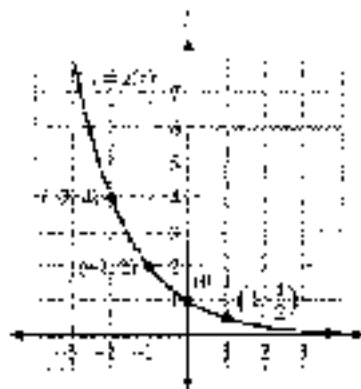


Figure 10

## SECTION B.2 LOGARITHMS ARE EXPONENTS

In January 1999, ABC News reported that an earthquake had occurred in Colombia, causing massive destruction. They reported the strength of the quake by indicating that it measured 6.0 on the Richter scale. For comparison, Table 1 gives the Richter magnitude of a number of other earthquakes.

TABLE 1 Earthquakes

Year	Earthquake	Richter Magnitude
1971	Los Angeles	6.5
1985	Mexico City	8.1
1989	San Francisco	7.1
1992	Kobe, Japan	7.3
1994	Northridge	6.7
1999	Armenia, Dzhaulin	6.0



Although the sizes of the numbers in the table do not seem to be very different, the intensity of the earthquakes they measure can be very different. For example, the 1989 San Francisco earthquake was more than 10 times stronger than the 1999 earthquake in Colombia. The reason behind this is that the Richter scale is a logarithmic scale. In this section, we start our work with logarithms, which will give you an understanding of the Richter scale. Let's begin.

As you know from your work in the previous section, equations of the form

$$y = b^x \quad b > 0, b \neq 1$$

are called exponential functions. Every exponential function is a one-to-one function; therefore, it will have an inverse that is also a function. Because the inverse of the inverse of a function can be obtained by exchanging  $x$  and  $y$  in the equation of the original function, the inverse of an exponential function must have the form

$$x = b^y \quad b > 0, b \neq 1$$

Now, this last equation is actually the equation of a logarithmic function, as the following definition indicates:

## DEFINITION

The equation  $y = \log_b x$  is read “ $y$  is the logarithm to the base  $b$  of  $x$ ” and is equivalent to the equation

$$x = b^y \quad b > 0, b \neq 1$$

In words,  $y$  is the exponent to which  $b$  is raised in order to get  $x$ .

FIGURE 10.10 The graph of the logarithmic function  $y = \log_2 x$  is the inverse of the graph of the exponential function  $y = 2^x$ .



**Notation** When an equation is in the form  $y = b^x$ , it is said to be in *exponential form*. On the other hand, if an equation is in the form  $y = \log_b x$ , it is said to be in *logarithmic form*.

Table 2 shows some equivalent statements written in both forms.

Exponential Form		Logarithmic Form
$8 = 2^3$	$\iff$	$\log_2 8 = 3$
$25 = 5^2$	$\iff$	$\log_5 25 = 2$
$0.1 = 10^{-1}$	$\iff$	$\log_{10} 0.1 = -1$
$\frac{1}{8} = 2^{-3}$	$\iff$	$\log_2 \frac{1}{8} = -3$
$x = 2^y$	$\iff$	$\log_2 x = y$

**EXAMPLE 1** Solve  $\log_3 x = 2$ .

**SOLUTION** In exponential form the equation looks like this:

$$x = 3^{2^2}$$

or

$$x = \frac{1}{9}$$

The solution is  $\frac{1}{9}$ .

**EXAMPLE 2** Solve  $\log_7 4 = x$ .

**SOLUTION** Again, we use the definition of logarithms to write the equation in exponential form.

$$4 = 7^x$$

Taking the cube root of both sides, we have

$$\sqrt[3]{4} = \sqrt[3]{7^x}$$

$$x = \sqrt[3]{4}$$

The solution is  $\sqrt[3]{4}$ .

**EXAMPLE 3** Solve  $\log_9 4 = x$ .

**SOLUTION** We write the equation again in exponential form.

$$4 = 9^x$$

Because both 4 and 9 can be written as powers of 2, we write them in terms of powers of 2:

$$2^2 = (2^2)^x$$

$$2^2 = 2^{2x}$$

The only way the left and right sides of this last line can be equal is if the exponents are equal—that is, if

$$2 = 2x$$

or

$$x = \frac{2}{3}$$

The solution is  $\frac{2}{3}$ . We check as follows:

$$\begin{aligned} \log_8 4 = \frac{2}{3} &\iff 4 = 8^{2/3} \\ &= (\sqrt[3]{8})^2 \\ &= 2^2 \\ &= 4 \end{aligned}$$

The solution checks when used in the original equation. ■

## Graphing Logarithmic Functions

Graphing logarithmic functions can be done using the graphs of exponential functions and the fact that the graphs of inverse functions have symmetry about the line  $y = x$ . Here's an example to illustrate.

**EXAMPLE 4** Graph the equation  $y = \log_2 x$ .

**SOLUTION** The equation  $x = \log_2 y$  is, by definition, equivalent to the exponential equation

$$y = 2^x$$

which is the equation of the inverse of the function

$$y = 2^x$$

We simply reflect the graph of  $y = 2^x$  about the line  $y = x$  to get the graph of  $x = 2^y$ , which is also the graph of  $y = \log_2 x$ . (See Figure 1.)

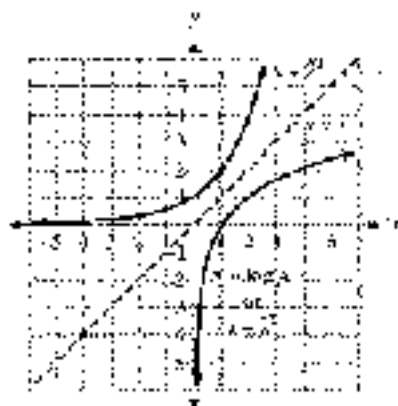


Figure 1

It is apparent from the graph that  $y = \log_2 x$  is a function, because no vertical line will cross its graph in more than one place. The same is true for all logarithmic equations of the form  $y = \log_b x$ , where  $b$  is a positive number other than 1. Note also that the graph of  $y = \log_b x$  will always appear to the right of the  $y$ -axis, meaning that  $x$  will always be positive in the equation  $y = \log_b x$ . ■



## USING TECHNOLOGY

### GRAPHING LOGARITHMIC AND EXPONENTIAL FUNCTIONS

As demonstrated in Example 4, we can graph the logarithmic function  $y = \log_2 x$  as the inverse of the exponential function  $y = 2^x$ . Your graphing calculator most likely has a command to do this. First, define the exponential function as  $Y1 = 2^x$ . To see the line of symmetry, define a second function  $Y2 = x$ . Set the window variables so that

$$-6 \leq x \leq 6 \quad -6 \leq y \leq 6$$

and use your zoom-square command to graph both functions. Your graph should look similar to the one shown in Figure 2. Now use the appropriate command to graph the inverse of the exponential function defined as  $Y1$  (Figure 3).



Figure 2



Figure 3

## Two Special Identities

If  $b$  is a positive real number other than 1, then each of the following is a consequence of the definition of a logarithm:

$$(1) b^{\log_b x} = x \quad \text{and} \quad (2) \log_b b^x = x$$

The justifications for these identities are similar. Let's consider only the first one. Consider the equation

$$y = \log_b x$$

By definition, it's equivalent to

$$x = b^y$$

Substituting  $\log_b x$  for  $y$  in the last line gives us

$$x = b^{\log_b x}$$

The next examples in this section show how these two special properties can be used to simplify expressions involving logarithms.

**EXAMPLE 5** Simplify  $2^{3 \log_2 7}$ .**SOLUTION** Using the first property,  $2^{3 \log_2 7} = 7^3$ . ■**EXAMPLE 6** Simplify  $\log_{10} 10,000$ .**SOLUTION**  $10,000$  can be written as  $10^4$ .

$$\begin{aligned}\log_{10} 10,000 &= \log_{10} 10^4 \\ &= 4\end{aligned}$$

**EXAMPLE 7** Simplify  $\log_2 b$  ( $b > 0$ ,  $b \neq 1$ ).**SOLUTION** Because  $b^1 = b$ , we have

$$\frac{\log_2 b = \log_2 b^1}{1}$$

**EXAMPLE 8** Simplify  $\log_2 1$  ( $b > 0$ ,  $b \neq 1$ ).**SOLUTION** Because  $1 = b^0$ , we have

$$\frac{\log_2 1 = \log_2 b^0}{-0}$$

**EXAMPLE 9** Simplify  $\log_4 (\log_4 5)$ .**SOLUTION** Because  $\log_4 5 = 1$ ,

$$\begin{aligned}\log_4 (\log_4 5) &= \log_4 1 \\ &= 0\end{aligned}$$

## Application

As we mentioned in the introduction to this section, one application of logarithms is in measuring the magnitude of an earthquake. If an earthquake has a shock wave  $T$  times greater than the smallest shock wave that can be measured on a seismograph (Figure 4), then the magnitude  $M$  of the earthquake, as measured on the Richter scale, is given by the formula:

$$M = \log_{10} T$$

(When we talk about the size of a shock wave, we are talking about its amplitude. The amplitude of a wave is half the difference between its highest point and its lowest point.)

To illustrate the discussion, an earthquake that produces a shock wave that is 10,000 times greater than the smallest shock wave measurable on a seismograph will have a magnitude  $M$  on the Richter scale of

$$M = \log_{10} 10,000 = 4$$

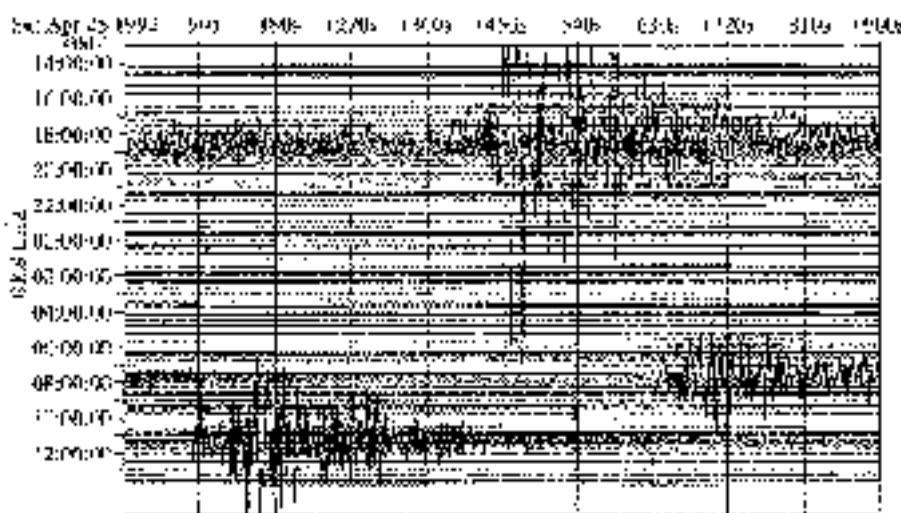


Figure 4

**EXAMPLE 10** If an earthquake has a magnitude of  $M = 5$  on the Richter scale, what can you say about the size of its shock wave?

**SOLUTION** To answer this question, we put  $M = 5$  into the formula  $M = \log_{10} T$  to obtain

$$5 = \log_{10} T$$

Writing this equation in exponential form, we have

$$T = 10^5 = 100,000$$

We can say that an earthquake that measures 5 on the Richter scale has a shock wave 100,000 times greater than the smallest shock wave measurable on a seismograph. ■

From Example 10 and the discussion that preceded it, we find that an earthquake of magnitude 5 has a shock wave that is 10 times greater than an earthquake of magnitude 4 because 100,000 is 10 times 10,000.

### GETTING READY FOR CLASS

After reading through the preceding section, read and use your own words and in complete sentences.

- What is a logarithm?
- What is the relationship between  $y = 2^x$  and  $y = \log_2 x$ ? How are their graphs related?
- Will the graph of  $y = \log_{10} x$  ever appear in the second or third quadrants? Explain why or why not.
- Explain why  $\log_2 0 = x$  has no solution for  $x$ .

## PROBLEM SET B.2

Write each of the following equations in logarithmic form.

- |  |   |                            |                            |
|--|---|----------------------------|----------------------------|
| 1. $3^4 = 16$                          | 2. $3^d = 9$                            | 3. $125 = 5^3$             | 4. $16 = 4^2$              |
| 5. $0.01 = 10^{-2}$                    | 6. $0.001 = 10^{-3}$                    | 7. $2^{10} = \frac{1}{32}$ | 8. $4^{-2} = \frac{1}{16}$ |
| 9. $\left(\frac{1}{2}\right)^{-3} = 8$ | 10. $\left(\frac{1}{3}\right)^{-2} = 9$ | 11. $27 = 3^3$             | 12. $81 = 3^4$             |

Write each of the following equations in exponential form.

- |                         |                          |                                |                               |
|-------------------------|--------------------------|--------------------------------|-------------------------------|
| 13. $\log_4 100 = 2$    | 14. $\log_2 8 = 3$       | 15. $\log_2 64 = 6$            | 16. $\log_2 32 = 5$           |
| 17. $\log_2 1 = 0$      | 18. $\log_4 9 = 2$       | 19. $\log_2 36 = 2$            | 20. $\log_2 48 = 2$           |
| 21. $\log_4 0.001 = -3$ | 22. $\log_2 0.0001 = -4$ | 23. $\log_2 \frac{1}{25} = -2$ | 24. $\log_4 \frac{1}{8} = -2$ |

Solve each of the following equations for  $x$ .

- |                    |                     |                     |                     |
|--------------------|---------------------|---------------------|---------------------|
| 25. $\log_2 x = 7$ | 26. $\log_4 y = 5$  | 27. $\log_5 y = -1$ | 28. $\log_2 x = -2$ |
| 29. $\log_2 6 = x$ | 30. $\log_3 27 = x$ | 31. $\log_2 2 = x$  | 32. $\log_2 5 = x$  |
| 33. $\log_2 4 = 2$ | 34. $\log_2 16 = 4$ | 35. $\log_2 8 = 3$  | 36. $\log_2 8 = 2$  |

Sketch the graph of each of the following logarithmic equations.

- |                    |                    |                       |                    |
|--------------------|--------------------|-----------------------|--------------------|
| 37. $y = \log_2 x$ | 38. $y = \log_4 x$ | 39. $y = \log_{10} x$ | 40. $y = \log_2 x$ |
|--------------------|--------------------|-----------------------|--------------------|

Use your graphing calculator to graph each exponential function with the zoom-square command. Then use the appropriate command to graph the inverse function, and write its equation in logarithmic form.

- |               |                                      |                |               |
|---------------|--------------------------------------|----------------|---------------|
| 41. $y = 5^x$ | 42. $y = \left(\frac{1}{5}\right)^x$ | 43. $y = 10^x$ | 44. $y = e^x$ |
|---------------|--------------------------------------|----------------|---------------|

Simplify each of the following.

- |                       |                        |                         |                         |
|-----------------------|------------------------|-------------------------|-------------------------|
| 45. $\log_2 6$        | 46. $\log_3 9$         | 47. $\log_2 25$         | 48. $\log_2 27$         |
| 49. $\log_{10} 1,000$ | 50. $\log_{10} 10,000$ | 51. $\log_2 7$          | 52. $\log_2 4$          |
| 53. $\log_2 2$        | 54. $\log_{10} 1$      | 55. $\log_2 (\log_2 6)$ | 56. $\log_2 (\log_2 2)$ |

**Measuring Acidity** In chemistry the pH of a solution is defined in terms of log<sub>10</sub> that is,  $\text{pH} = -\log_{10} [\text{H}^+]$ , where  $[\text{H}^+]$  is the hydrogen ion concentration in the solution. An acid solution has a pH below 7, and a basic solution has a pH higher than 7.

57. In distilled water the hydrogen ion concentration is  $[\text{H}^+] = 10^{-7}$ . What is the pH?
58. Find the pH of a bottle of vinegar if the hydrogen ion concentration is  $[\text{H}^+] = 10^{-3}$ .
59. A hair conditioner has a pH of 6. Find the hydrogen ion concentration,  $[\text{H}^+]$ , in the conditioner.
60. If a glass of orange juice has a pH of 4, what is the hydrogen ion concentration,  $[\text{H}^+]$ , in the orange juice?
61. **Magnitude of an Earthquake** Find the magnitude  $M$  of an earthquake with a shock wave that measures  $T = 100$  on a seismograph.
62. **Magnitude of an Earthquake** Find the magnitude  $M$  of an earthquake with a shock wave that measures  $T = 100,000$  on a seismograph.
63. **Shock Wave** If an earthquake has a magnitude of 8 on the Richter scale, how many times greater is its shock wave than the smallest shock wave measurable on a seismograph?





64. **Shock Wave** If an earthquake has a magnitude of 6 on the Richter scale, how many times greater is its shock wave than the smallest shock wave measurable on a seismograph?

**EXTENDING THE CONCEPTS**

65. The graph of the exponential function  $y = f(x) = b^x$  is shown in Figure 5. Use the graph to complete parts a through d.




Figure 5

- a. Fill in the table:

$x$	$f(x)$
-1	
0	
1	
2	

- b. Fill in the table:

$x$	$f^{-1}(x)$
-1	
0	
1	
2	

- c. Find the equation for  $f(x)$ .      d. Find the equation for  $f^{-1}(x)$ .
66. The graph of the exponential function  $y = f(x) = b^x$  is shown in Figure 6. Use the graph to complete parts a through d.

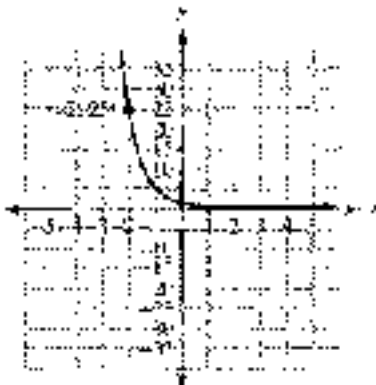


Figure 6

a. Fill in the table.

$x$	$f(x)$
1	
0	
1	
2	

 c. Find the equation for  $f(x)$ .

b. Fill in the table.

$x$	$f^{-1}(x)$
-1	
0	
1	
2	

 d. Find the equation for  $f^{-1}(x)$ .

## SECTION B.3 PROPERTIES OF LOGARITHMS

If we search for the word *decibel* in *Microsoft Bookshelf 95*, we find the following definition:

*A unit used to express relative difference in power or intensity, usually between two acoustic or electric signals, equal to ten times the common logarithm of the ratio of the two levels.*

Figure 1 shows the decibel rating associated with a number of common sounds.

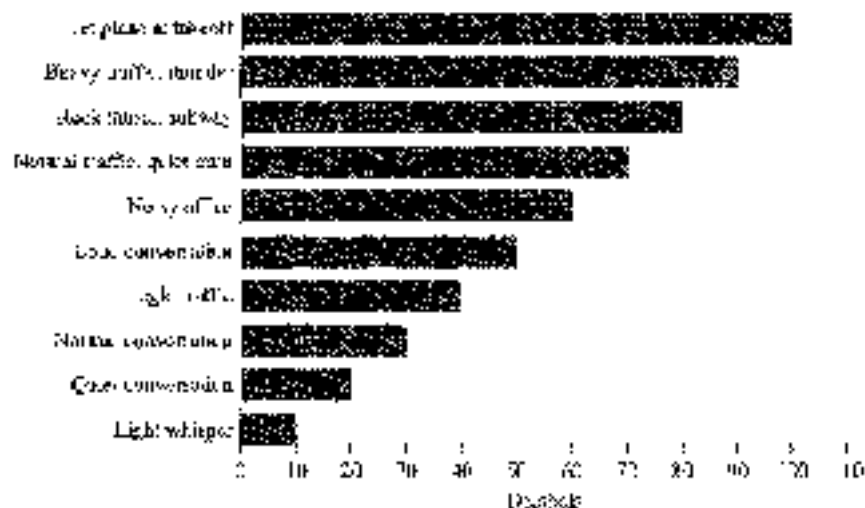


Figure 1

The precise definition for a *decibel* is

$$D = 10 \log_{10} \left( \frac{I}{I_0} \right)$$

where  $I$  is the intensity of the sound being measured, and  $I_0$  is the intensity of the least audible sound. (Sound intensity is related to the amplitude of the sound wave that models the sound and is given in units of watts per meter<sup>2</sup>.) In this section, we will see that the preceding formula can also be written as

$$D = 10 \log_{10} I - \log_{10} I_0$$

The rules we use to rewrite expressions containing logarithms are called the *properties of logarithms*. There are three of them.



For the following three properties,  $x$ ,  $y$ , and  $b$  are all positive real numbers,  $b \neq 1$ , and  $n$  is any real number.

**PROPERTY 1**

$$\log_b(xy) = \log_b x + \log_b y$$

*In words:* The logarithm of a product is the sum of the logarithms.

**PROPERTY 2**

$$\log_b \left( \frac{x}{y} \right) = \log_b x - \log_b y$$

*In words:* The logarithm of a quotient is the difference of the logarithms.

**PROPERTY 3**

$$\log_b x^n = n \log_b x$$

*In words:* The logarithm of a number raised to a power is the product of the power and the logarithm of the number.

**PROOF OF PROPERTY 1**

To prove property 1, we simply apply the first identity for logarithms given in the preceding section:

$$b^{\log_b(xy)} = xy = (b^{\log_b x})(b^{\log_b y}) = b^{\log_b x + \log_b y}$$

The first and last expressions are equal, and the bases are the same, so the exponents  $\log_b(xy)$  and  $\log_b x + \log_b y$  must be equal. Therefore,

$$\log_b(xy) = \log_b x + \log_b y \quad \blacksquare$$

The proofs of properties 2 and 3 proceed in much the same manner, so we will omit them here. The examples that follow show how the three properties can be used.

**EXAMPLE 4** Expand  $\log_5 \frac{3xy}{z}$  using the properties of logarithms.

**SOLUTION** Applying property 2, we can write the quotient of  $3xy$  and  $z$  in terms of a difference:

$$\log_5 \frac{3xy}{z} = \log_5 3xy - \log_5 z$$

Applying property 1 to the product  $3xy$ , we write, in terms of addition,

$$\log_5 \frac{3xy}{z} = \log_5 3 + \log_5 x + \log_5 y - \log_5 z \quad \blacksquare$$

**EXAMPLE 2**

Expand, using the properties of logarithms:

$$\log_2 \sqrt[3]{xy^4z^5}$$

**SOLUTION** We write  $\sqrt[3]{\phantom{x}}$  as  $x^{1/3}$  and apply the properties:

$$\begin{aligned} \log_2 \sqrt[3]{\frac{x^2}{y^3z^5}} &= \log_2 \frac{x^{2/3}}{y^1z^{5/3}} && \sqrt[3]{x} = x^{1/3} \\ &= \log_2 x^{2/3} - \log_2 (y^1 z^{5/3}) && \text{Property 2} \\ &= \log_2 x^{2/3} - (\log_2 y^1 + \log_2 z^{5/3}) && \text{Property 1} \\ &= \log_2 x^{2/3} - \log_2 y^1 - \log_2 z^{5/3} && \text{Remove parentheses} \\ &= \frac{2}{3} \log_2 x - \log_2 y - \frac{5}{3} \log_2 z && \text{Property 3} \quad \blacksquare \end{aligned}$$

We can also use the three properties to write an expression in expanded form as just one logarithm.

**EXAMPLE 3**

Write as a single logarithm.

$$2 \log_{10} a - 3 \log_{10} b + \frac{1}{2} \log_{10} c$$

**SOLUTION** We begin by applying property 3:

$$\begin{aligned} 2 \log_{10} a + 3 \log_{10} b + \frac{1}{2} \log_{10} c & \\ &= \log_{10} a^2 + \log_{10} b^3 + \log_{10} c^{1/2} && \text{Property 3} \\ &= \log_{10} (a^2 \cdot b^3) + \log_{10} c^{1/2} && \text{Property 1} \\ &= \log_{10} \frac{a^2 b^3}{c^{1/2}} && \text{Property 2} \\ &= \log_{10} \frac{a^2 b^3}{\sqrt{c}} && c^{1/2} = \sqrt{c} \quad \blacksquare \end{aligned}$$

The properties of logarithms, along with the definition of log numbers, are useful in solving equations that involve logarithms.

**EXAMPLE 4**Solve:  $\log_2 (x + 2) - \log_2 x = 3$ .**SOLUTION** Applying property 1 to the left side of the equation allows us to write it as a single logarithm:

$$\begin{aligned} \log_2 (x + 2) - \log_2 x &= 3 \\ \log_2 (x + 2/x) &= 3 \end{aligned}$$

The last line can be written in exponential form using the definition of logarithms:

$$(x + 2/x) = 2^3$$

Solve as usual:

$$\begin{aligned} x^2 + 2x &= 8 \\ x^2 + 2x - 8 &= 0 \\ (x + 4)(x - 2) &= 0 \\ x + 4 = 0 &\quad \text{or} \quad x - 2 = 0 \\ x = -4 &\quad \text{or} \quad x = 2 \end{aligned}$$



In the previous section we noted the fact that  $x$  in the expression  $y = \log_b x$  cannot be a negative number. Because substitution of  $x = -4$  into the original equation gives

$$\log_2(-2) + \log_2(-4) = 3$$

which contains logarithms of negative numbers, we cannot use  $-4$  as a solution. The solution set is  $\{7\}$ . ■

### GETTING READY FOR CLASS

After reading through the preceding section, respond in your own words and in complete sentences.

- Explain why the following statement is false: "The logarithm of a product is the product of the logarithms."
- Explain why the following statement is false: "The logarithm of a quotient is the quotient of the logarithms."
- Explain the difference between  $\log_b m + \log_b n$  and  $\log_b(m + n)$ . Are they equivalent?
- Explain the difference between  $\log_b(mn)$  and  $(\log_b m)(\log_b n)$ . Are they equivalent?

### PROBLEM SET B.3

Use the three properties of logarithms given in this section to expand each expression as much as possible.

- |                                     |   |                                       |                                       |
|-------------------------------------|---|---------------------------------------|---------------------------------------|
| 1. $\log_2 40$                      | 2. $\log_3 10$                                | 3. $\log_5 \frac{9}{x}$               | 4. $\log_7 \frac{x}{3}$               |
| 5. $\log_2 y^2$                     | 6. $\log_2 y^3$                               | 7. $\log_2 \sqrt[3]{z}$               | 8. $\log_2 \sqrt{z}$                  |
| 9. $\log_2 xy^3$                    | 10. $\log_2 x^2 y^3$                          | 11. $\log_2 \sqrt[3]{x^2 y^3}$        | 12. $\log_2 \sqrt[3]{x^2 y^3}$        |
| 13. $\log_2 \frac{xy}{z}$           | 14. $\log_2 \frac{3z}{7}$                     | 15. $\log_2 \frac{4}{x^2}$            | 16. $\log_2 \frac{5}{4y}$             |
| 17. $\log_2 \frac{r^2 \sqrt{z}}{t}$ | 18. $\log_2 \frac{s^2 \sqrt[3]{z}}{\sqrt{z}}$ | 19. $\log_2 \sqrt{\frac{x^2 y}{z^2}}$ | 20. $\log_2 \sqrt{\frac{x^2 y^3}{z}}$ |

Write each expression as a single logarithm.

- |  |  |
|--|--|
| 21. $\log_2 x + \log_2 z$  | 22. $\log_2 x - \log_2 z$                            |
| 23. $2 \log_2 x + 3 \log_2 y$  | 24. $4 \log_2 x + 5 \log_2 y$                        |
| 25. $\frac{1}{2} \log_2 x + \frac{1}{3} \log_2 z$                        | 26. $\frac{1}{3} \log_2 z - \frac{1}{2} \log_2 x$    |
| 27. $3 \log_2 x + \frac{1}{2} \log_2 y + \log_2 z$                       | 28. $2 \log_2 x + 3 \log_2 y + 4 \log_2 z$           |
| 29. $\frac{1}{2} \log_2 x - 3 \log_2 y + 4 \log_2 z$                     | 30. $3 \log_2 x - \log_2 y - 7 \log_2 z$             |
| 31. $\frac{3}{2} \log_2 x - \frac{3}{4} \log_2 y + \frac{1}{5} \log_2 z$ | 32. $3 \log_2 x - \frac{4}{3} \log_2 y + 5 \log_2 z$ |

Solve each of the following equations.

33.  $\log_2 x + \log_2 3 = 1$

35.  $\log_2 x = \log_2 2 = 2$

37.  $\log_2 x + \log_2 (x - 2) = 4$

39.  $\log_2 (x - 3) = \log_2 (x - 1) = 2$

41.  $\log_2 x + \log_2 (x - 2) = 3$

43.  $\log_2 x + \log_2 (x - 3) = \frac{2}{3}$

45.  $\log_2 \sqrt{x} + \log_2 \sqrt{6x + 5} = 1$

34.  $\log_2 2 + \log_2 3 = 1$

36.  $\log_2 x + \log_2 2 = 2$

38.  $\log_2 x + \log_2 (x - 1) = 1$

40.  $\log_2 (x - 2) = \log_2 (x - 1) = 1$

42.  $\log_2 x + \log_2 (x + 6) = 2$

44.  $\log_2 x + \log_2 (x - 8) = \frac{2}{3}$

46.  $\log_2 \sqrt{x} + \log_2 \sqrt{6x} = 3 = 1$

47. **Food Processing** The formula  $M = 0.21 \log_{10} \frac{a}{b}$  is used in the food processing industry to find the number of minutes  $M$  of heat processing a certain food should undergo at  $250^\circ\text{F}$  to reduce the probability of survival of *Clostridium botulinum* spores. The later  $a$  represents the number of spores per can before heating, and  $b$  represents the number of spores per can after heating. Find  $M$  if  $a = 1$  and  $b = 10^{-12}$ . Then find  $M$  using the same values for  $a$  and  $b$  in the formula

$$M = 0.21 \log_{10} \frac{a}{b}$$

48. **Acoustic Powers** The formula  $N = \log_{10} \frac{P_1}{P_2}$  is used in radio electronics to find the ratio of the acoustic powers of two electronic circuits in terms of their electric powers. Find  $N$  if  $P_1$  is 100 and  $P_2$  is 1. Then use the same two values of  $P_1$  and  $P_2$  to find  $N$  in the formula  $N = \log_{10} P_1 - \log_{10} P_2$ .

49. **Henderson-Hasselbalch Formula** Doctors use the Henderson-Hasselbalch formula to calculate the pH of a person's blood. pH is a measure of the acidity and/or the alkalinity of a solution. This formula is rearranged as

$$\text{pH} = 6.1 + \log_{10} \left( \frac{[A^-]}{[HA]} \right)$$

where  $[A^-]$  is the base concentration and  $[HA]$  is the acidic concentration. Rewrite the Henderson-Hasselbalch formula so that the logarithm of a quotient is not involved.

50. **Henderson-Hasselbalch Formula** Refer to the information in the preceding problem about the Henderson-Hasselbalch formula. If most people have a blood pH of 7.4, use the Henderson-Hasselbalch formula to find the ratio of  $[A^-]$  for an average person.

51. **Decibel Formula** Use the properties of logarithms to rewrite the decibel formula  $D = 10 \log_{10} \left( \frac{I}{I_0} \right)$  so that the logarithm of a quotient is not involved.

52. **Decibel Formula** In the decibel formula  $D = 10 \log_{10} \left( \frac{I}{I_0} \right)$ , the threshold of hearing,  $I_0$ , is

$$I_0 = 10^{-16} \text{ watt/meter}^2$$

Substitute  $10^{-16}$  for  $I_0$  in the decibel formula, and then show that it simplifies to

$$D = 10(\log_{10} I + 16)$$



## SECTION B.4 COMMON LOGARITHMS AND NATURAL LOGARITHMS

Acid rain was first discovered in the 1960s by Gene Likens and his research team, who studied the damage caused by acid rain to Hubbard Brook in New Hampshire. Acid rain is rain with a pH of 5.6 and below. As you will see as you work your way through this section, pH is defined in terms of common logarithms—one of the topics we present in this section. So, when you are finished with this section, you will have a more detailed knowledge of pH and acid rain.



### Common Logarithms

Two kinds of logarithms occur more frequently than other logarithms. Logarithms with a base of 10 are very common because our number system is a base-10 number system. For this reason, we call base-10 logarithms *common logarithms*.

#### DEFINITION

A *common logarithm* is a logarithm with a base of 10. Because common logarithms are used so frequently, it is customary, in order to save time, to omit notating the base; that is,

$$\log_{10} x = \log x$$

When the base is not shown, it is assumed to be 10.

Common logarithms of powers of 10 are simple to evaluate. We need only recognize that  $\log_{10} 10 = \log_{10} 10^1 = 1$  and apply the third property of logarithms:  $\log x^a = a \log x$ .

$$\log 1,000 = \log 10^3 = 3 \log 10 = 3(1) = 3$$

$$\log 100 = \log 10^2 = 2 \log 10 = 2(1) = 2$$

$$\log 10 = \log 10^1 = 1 \log 10 = 1(1) = 1$$

$$\log 1 = \log 10^0 = 0 \log 10 = 0(1) = 0$$

$$\log 0.1 = \log 10^{-1} = -1 \log 10 = -1(1) = -1$$

$$\log 0.01 = \log 10^{-2} = -2 \log 10 = -2(1) = -2$$

$$\log 0.001 = \log 10^{-3} = -3 \log 10 = -3(1) = -3$$

To find common logarithms of numbers that are not powers of 10, we use a calculator with a  $\{\log\}$  key.

Check the following logarithms to be sure you know how to use your calculator. (These answers have been rounded to the nearest ten-thousandth.)

$$\log 7.02 \approx 0.8463$$

$$\log .19 \approx 0.1430$$

$$\log 6.00 \approx 0.7782$$

$$\log 9.90 \approx 0.9956$$

**EXAMPLE 2** Use a calculator to find  $\log 2.760$ .

**SOLUTION**  $\log 2.760 \approx 0.4409$

To work this problem on a scientific calculator, we simply enter the number 2.760 and press the key labeled  $\log$ . On a graphing calculator we press the  $\log$  key first, then 2.760.

The 3 in the answer is called the *characteristic*, and the decimal part of the logarithm is called the *mantissa*.

**EXAMPLE 3** Find  $\log 0.0390$ .

**SOLUTION**  $\log 0.0390 \approx -1.4078$

**EXAMPLE 4** Find  $\log 0.00523$ .

**SOLUTION**  $\log 0.00523 \approx -2.2815$

**EXAMPLE 5** Find  $x$  if  $\log x = 3.8774$ .

**SOLUTION** We are looking for the number whose logarithm is 3.8774. On a scientific calculator, we enter 3.8774 and press the key labeled  $10^x$ . On a graphing calculator we press  $10^x$  first, then 3.8774. The result is 7.540 to four significant digits. Here is why:

$$\begin{aligned} \text{If } \log x &= 3.8774 \\ \text{then } x &= 10^{3.8774} \\ &\approx 7.540 \end{aligned}$$

The number 7.540 is called the *antilogarithm* or *just antilog* of 3.8774. That is, 7.540 is the number whose logarithm is 3.8774.

**EXAMPLE 6** Find  $x$  if  $\log x = -2.4179$ .

**SOLUTION** Using the  $10^x$  key, the result is 0.00382.

$$\begin{aligned} \text{If } \log x &= -2.4179 \\ \text{then } x &= 10^{-2.4179} \\ &\approx 0.00382 \end{aligned}$$

The antilog of  $-2.4179$  is 0.00382; that is, the logarithm of 0.00382 is  $-2.4179$ .

## Applications

Previously, we found that the magnitude 5.0 of an earthquake produces a shock wave 7 times as strong as the strongest shock waves that can be measured on a seismograph.





given by the formula

$$M = \log_{10} Z$$

We can rewrite this formula using our shortcut notation for common logarithms as

$$M = \log Z$$

**EXAMPLE 6** The San Francisco earthquake of 1906 is estimated to have measured 8.3 on the Richter scale. The San Francisco earthquake of 1971 measured 6.6 on the Richter scale. Find  $Z$  for each earthquake, and then give some indication of how much stronger the 1906 earthquake was than the 1971 earthquake.

**SOLUTION** For the 1906 earthquake

$$\text{If } \log Z = 8.3, \text{ then } Z = 10^{8.3} \approx 2.00 \times 10^8$$

For the 1971 earthquake

$$\text{If } \log Z = 6.6, \text{ then } Z \approx 10^{6.6} \approx 3.98 \times 10^6$$

Dividing the two values of  $Z$  and rounding our answer for the nearest whole number, we have

$$\frac{2.00 \times 10^8}{3.98 \times 10^6} \approx 50$$

The shock wave for the 1906 earthquake was approximately 50 times stronger than the shock wave for the 1971 earthquake. ■

In chemistry, the pH of a solution is the measure of the acidity of the solution. The definition for pH involves common logarithms. Here it is:

$$\text{pH} = -\log[\text{H}^+]$$

where  $[\text{H}^+]$  is the hydrogen ion concentration. The range for pH is from 0 to 14 (Figure 1). Pure water, a neutral solution, has a pH of 7. An acidic solution, such as vinegar, will have a pH less than 7, and an alkaline solution, such as ammonia, has a pH above 7.

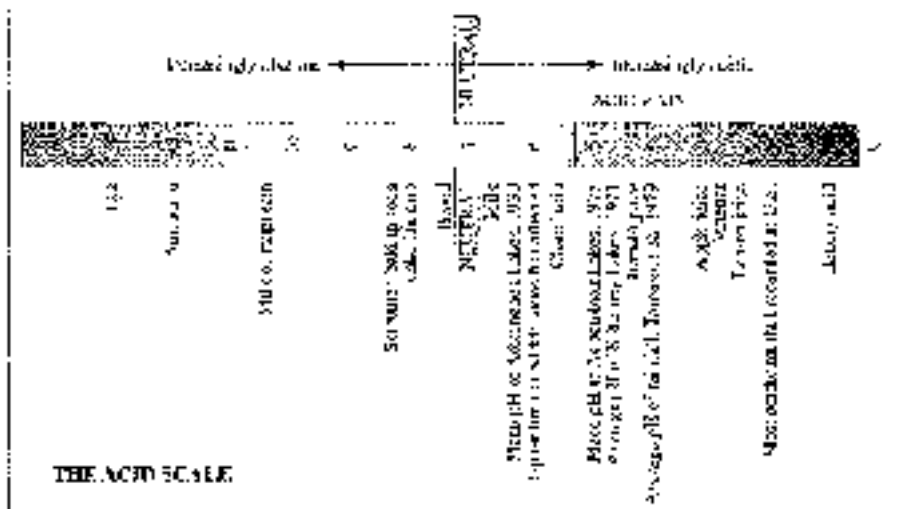



Figure 1

**EXAMPLE 7** Normal rainwater has a pH of 5.6. What is the hydrogen ion concentration in normal rainwater?

**SOLUTION** Substituting 5.6 for pH in the formula  $\text{pH} = -\log[\text{H}^+]$ , we have

$$\begin{aligned} 5.6 &= -\log[\text{H}^+] && \text{Substitution} \\ \log[\text{H}^+] &= -5.6 && \text{Isolate the logarithm} \\ [\text{H}^+] &= 10^{-5.6} && \text{Write in exponential form} \\ &\approx 2.5 \times 10^{-6} \text{ moles per liter} && \text{Answer in scientific notation} \quad \blacksquare \end{aligned}$$

**EXAMPLE 8** The hydrogen ion concentration in a sample of acid rain known to kill fish is  $3.2 \times 10^{-5}$  moles per liter. Find the pH of this acid rain to the nearest tenth.

**SOLUTION** Substituting  $3.2 \times 10^{-5}$  for  $[\text{H}^+]$  in the formula  $\text{pH} = -\log[\text{H}^+]$ , we have

$$\begin{aligned} \text{pH} &= -\log[3.2 \times 10^{-5}] && \text{Substitution} \\ \text{pH} &= -(1 - 4.5) && \text{Evaluate the logarithm} \\ &= 4.5 && \text{Simplify} \quad \blacksquare \end{aligned}$$

## Natural Logarithms

### DEFINITION

A *natural logarithm* is a logarithm with a base of  $e$ . The natural logarithm of  $x$  is denoted by  $\ln x$ ; that is,

$$\ln x = \log_e x$$

*Source: Adapted from the Mathematics Preceptor Group, <http://www.math.umd.edu/~preceptor/>.*

The postage stamp shown in Figure 2 contains one of the two special identities we mentioned previously in this chapter, but stated in terms of natural logarithms.



Figure 2



We can assume that all our properties of exponents and logarithms hold for exponents with a base of  $e$  because  $e$  is a real number. Here are some examples intended to make you more familiar with the number  $e$  and natural logarithms.

**EXAMPLE 9** Simplify each of the following expressions.

- $e^0 = 1$
- $e^1 = e$
- $\ln e = 1$       In exponential form,  $e^1 = e$
- $\ln 1 = 0$       In exponential form,  $e^0 = 1$
- $\ln e^3 = 3$
- $\ln e^{-4} = -4$
- $\ln e^7 = 7$

**EXAMPLE 10** Use the properties of logarithms to expand the expression  $\ln 4e^3$ .

**SOLUTION** The properties of logarithms hold for natural logarithms, so we have

$$\begin{aligned}\ln 4e^3 &= \ln 4 + \ln e^3 \\ &= \ln 4 + 3 \ln e \\ &= \ln 4 + 3 \quad \text{Because } \ln e = 1.\end{aligned}$$

**EXAMPLE 11** If  $\ln 2 = 0.6931$  and  $\ln 3 = 1.0986$ , find

- $\ln 6$       b.  $\ln 0.5$       c.  $\ln 8$

**SOLUTION**

- Because  $6 = 2 \cdot 3$ , using Property 1 for logarithms we have

$$\begin{aligned}\ln 6 &= \ln (2 \cdot 3) \\ &= \ln 2 + \ln 3 \\ &= 0.6931 + 1.0986 \\ &= 1.7917\end{aligned}$$

- Writing  $0.5$  as  $\frac{1}{2}$  and applying property 2 for logarithms gives us

$$\begin{aligned}\ln 0.5 &= \ln \frac{1}{2} \\ &= \ln 1 - \ln 2 \\ &= 0 - 0.6931 \\ &= -0.6931\end{aligned}$$

- Writing  $8$  as  $2^3$  and applying property 3 for logarithms, we have

$$\begin{aligned}\ln 8 &= \ln 2^3 \\ &= 3 \ln 2 \\ &= 3(0.6931) \\ &= 2.0793\end{aligned}$$

## GETTING READY FOR CLASS

After reading through the preceding section, respond in your own words and in complete sentences.

- What is a common logarithm?
- What is a natural logarithm?
- Is  $e$  a rational number? Explain.
- Find  $\ln e$ , and explain how you arrive at your answer.

## PROBLEM SET B.4

Find the following logarithms.

- |                  |                  |                   |                  |
|------------------|------------------|-------------------|------------------|
| 1. $\log 57$     | 2. $\log 17.6$   | 3. $\log 1160$    | 4. $\log 14.341$ |
| 5. $\log 0.0378$ | 6. $\log 17,800$ | 7. $\log 130$     | 8. $\log 11,210$ |
| 9. $\log 0.0094$ | 10. $\log 0.014$ | 11. $\log 0.0052$ | 12. $\log 0.149$ |

Find  $x$  in the following log equations.

- |                       |                        |                        |
|-----------------------|------------------------|------------------------|
| 13. $\log x = 2.6802$ | 14. $\log x = 4.8602$  | 15. $\log x = -2.1198$ |
| 16. $\log x = -3.138$ | 17. $\log x = -5.3497$ | 18. $\log x = -1.5570$ |

Find  $x$  without using a calculator.

- |                       |                   |                       |
|-----------------------|-------------------|-----------------------|
| 19. $\log x = 10$     | 20. $\log x = -1$ | 21. $\log x = -10$    |
| 22. $\log x = 7$      | 23. $\log x = 20$ | 24. $\log x = -20$    |
| 25. $\log x = -2$     | 26. $\log x = 4$  | 27. $\log x = \log 8$ |
| 28. $\log x = \log 9$ |                   |                       |

Simplify each of the following expressions.

- |             |             |                  |               |
|-------------|-------------|------------------|---------------|
| 29. $\ln e$ | 30. $\ln 1$ | 31. $\ln e^{-5}$ | 32. $\ln e^7$ |
|-------------|-------------|------------------|---------------|

Use the properties of logarithms to expand each of the following expressions.

- |                 |                 |                      |                   |
|-----------------|-----------------|----------------------|-------------------|
| 33. $\ln 10e^7$ | 34. $\ln 10e^0$ | 35. $\ln e^0 e^{-7}$ | 36. $\ln e^0 e^7$ |
|-----------------|-----------------|----------------------|-------------------|

Find a decimal approximation to each of the following natural logarithms.

- |               |                |                  |                   |
|---------------|----------------|------------------|-------------------|
| 37. $\ln 345$ | 38. $\ln 3.45$ | 39. $\ln 0.345$  | 40. $\ln 0.0345$  |
| 41. $\ln 10$  | 42. $\ln 100$  | 43. $\ln 45,070$ | 44. $\ln 450,700$ |

If  $\ln 2 = 0.6931$ ,  $\ln 3 = 1.0986$ , and  $\ln 5 = 1.6094$ , find each of the following.

- |              |              |                       |                       |
|--------------|--------------|-----------------------|-----------------------|
| 45. $\ln 15$ | 46. $\ln 10$ | 47. $\ln \frac{1}{5}$ | 48. $\ln \frac{1}{8}$ |
| 49. $\ln 6$  | 50. $\ln 25$ | 51. $\ln 10$          | 52. $\ln 64$          |

**Measuring Acidity** Previously we indicated that the pH of a solution is defined in terms of logarithms as

$$\text{pH} = -\log [H^+]$$

where  $[H^+]$  is the hydrogen ion concentration in that solution.

53. Find the pH of orange juice if the hydrogen ion concentration in the juice is  $[H^+] = 6.50 \times 10^{-4}$ .



54. Find the pH of milk if the hydrogen ion concentration in milk is  $[H^+] = 1.88 \times 10^{-7}$ .
55. Find the hydrogen ion concentration in a glass of wine if the pH is 4.75.
56. Find the hydrogen ion concentration in a bottle of vinegar if the pH is 5.75.

**The Richter Scale** Find the relative size  $Z$  of the shock wave of earthquakes with the following magnitudes, as measured on the Richter scale.

57. 5.5                      58. 6.0                      59. 8.3                      60. 8.7
61. **Shock Wave** How much larger is the shock wave of an earthquake that measures 6.5 on the Richter scale than one that measures 5.5 on the same scale?
62. **Shock Wave** How much larger is the shock wave of an earthquake that measures 8.5 on the Richter scale than one that measures 5.5 on the same scale?
63. **Earthquake** Table 3 gives a partial listing of earthquakes that were recorded in Canada in 2000. Complete the table by computing the magnitude on the Richter scale,  $M$ , or the number of times the associated shock wave is larger than the smallest measurable shock wave,  $Z$ .

Location	Date	Magnitude, $M$	Shock Wave, $Z$
Norsey Island	January 23	4.0	
Vancouver Island	April 30		$1.69 \times 10^5$
Quebec City	June 29	5.7	
Mould Bay	November 15	5.2	
St. Lawrence	December 14		$51.1 \times 10^5$

Source: National Resources Canada, National Earthquake Information Program.

64. **Earthquake** On January 6, 2001, an earthquake with a magnitude of 5.7 on the Richter scale hit southern India (*National Earthquake Information Center*). By what factor was this earthquake's shock wave greater than the smallest measurable shock wave?

**Depreciation** The annual rate of depreciation  $r$  on a car that is purchased for  $P$  dollars and is worth  $W$  dollars  $t$  years later can be found from the formula

$$\log(W - r) = \frac{1}{t} \log \frac{W}{P}$$

65. Find the annual rate of depreciation on a car that is purchased for \$9,000 and sold 5 years later for \$4,500.
66. Find the annual rate of depreciation on a car that is purchased for \$9,000 and sold 4 years later for \$3,000.

Two cars depreciate in value according to the following depreciation tables. In each case, find the annual rate of depreciation.

67.

Age in Years	Value in Dollars
new	1,250
3	5,750

68.

Age in Years	Value in Dollars
new	1,550
3	5,750

69. Getting Close to
- $e$
- Use a calculator to complete the following table.

$x$	$(1 + x)^{1/x}$
1	
10	
0.1	
1.01	
0.001	
1.0001	
0.00001	

What number does the expression  $(1 + x)^{1/x}$  seem to approach as  $x$  gets closer and closer to zero?

70. Getting Close to
- $e$
- Use a calculator to complete the following table.

$x$	$\left(1 + \frac{1}{x}\right)^x$
1	
10	
50	
100	
500	
1,000	
10,000	
1,000,000	

What number does the expression  $\left(1 + \frac{1}{x}\right)^x$  seem to approach as  $x$  gets larger and larger?

## SECTION B.5 EXPONENTIAL EQUATIONS AND CHANGE OF BASE

One issue involved in exponential growth, the time it takes for a quantity to double is called the *doubling time*. For example, if you invest \$5,000 in an account that pays 5% annual interest, compounded quarterly, you may want to know how long it will take for your money to double in value. You can find this doubling time if you can solve the equation

$$10,000 = 5,000(1.0125)^{4t}$$

As you will see as you progress through this section, logarithms are the key to solving equations of this type.

Logarithms are very important in solving equations in which the variable appears as an exponent. The equation

$$5^x = 12$$



is an example of one such equation. Equations of this form are called *exponential equations*. Because the quantities  $5^x$  and  $12$  are equal, so are their common logarithms. We began our solution by taking the logarithm of both sides:

$$\log 5^x = \log 12$$

We now apply property 3 for logarithms,  $\log a^x = x \log a$ , to turn  $x$  from an exponent into a coefficient:

$$x \log 5 = \log 12$$

Dividing both sides by  $\log 5$  gives us

$$x = \frac{\log 12}{\log 5}$$

If we want a decimal approximation to the solution, we can find  $\log 12$  and  $\log 5$  on a calculator and divide:

$$\begin{aligned} x &\approx \frac{1.0792}{0.6990} \\ &\approx 1.5439 \end{aligned}$$

The complete problem looks like this:

$$\begin{aligned} 5^x &= 12 \\ \log 5^x &= \log 12 \\ x \log 5 &= \log 12 \\ x &= \frac{\log 12}{\log 5} \\ &\approx \frac{1.0792}{0.6990} \\ &\approx 1.5439 \end{aligned}$$

Here is another example of solving an exponential equation using logarithms.

**EXAMPLE 1** Solve  $25^{2x-1} = 15$ .

**SOLUTION** Taking the logarithm of both sides and then writing the exponent  $(2x - 1)$  as a coefficient, we proceed as follows:

$$\begin{aligned} 25^{2x-1} &= 15 && \\ \log 25^{2x-1} &= \log 15 && \text{Take the log of both sides.} \\ (2x - 1) \log 25 &= \log 15 && \text{Property 3.} \\ 2x - 1 &= \frac{\log 15}{\log 25} && \text{Divide by } \log 25. \\ 2x &= \frac{\log 15}{\log 25} + 1 && \text{Add } +1 \text{ to both sides.} \\ x &= \frac{\left( \frac{\log 15}{\log 25} + 1 \right)}{2} && \text{Multiply both sides by } \frac{1}{2}. \end{aligned}$$



Using a calculator, we can write a decimal approximation to the answer:

$$\begin{aligned}x &= \frac{\ln\left(\frac{1.1761}{1.0674}\right)}{\ln 1.05} \\&= \frac{\ln 1.1019}{\ln 1.05} \\&= \frac{1}{\ln 1.05} \ln 1.1019 \\&= 1.1794\end{aligned}$$

Recall from Section 6.1 that if you invest a dollar in an account with an annual interest rate  $r$  that is compounded  $n$  times a year, then  $t$  years later the amount of money in that account will be

$$A = P\left(1 + \frac{r}{n}\right)^{nt}$$

**EXAMPLE 3** How long does it take for \$5,000 to double if it is deposited in an account that yields 5% interest compounded once a year?

**SOLUTION** Substituting  $P = 5,000$ ,  $r = 0.05$ ,  $n = 1$ , and  $A = 10,000$  into our formula, we have

$$\begin{aligned}10,000 &= 5,000\left(1 + 0.05\right)^t \\10,000 &= 5,000(1.05)^t \\2 &= (1.05)^t && \text{Divide by 5,000}\end{aligned}$$

This is an exponential equation. We solve by taking the logarithm of both sides.

$$\begin{aligned}\log 2 &= \log(1.05)^t \\&= t \log 1.05\end{aligned}$$

Dividing both sides by  $\log 1.05$ , we have

$$\begin{aligned}t &= \frac{\log 2}{\log 1.05} \\&\approx 14.2\end{aligned}$$

It takes a little over 14 years for \$5,000 to double if it earns 5% interest per year, compounded once a year.

There is a fourth property of logarithms we have not yet considered. This last property allows us to change from one base to another and is therefore called the *change-of-base property*.

#### PROPERTY 4 (CHANGE OF BASE)

If  $a$  and  $b$  are both positive numbers other than 1, and if  $x > 0$ , then

$$\begin{aligned}\log_a x &= \frac{\log_b x}{\log_b a} \\&= \frac{\log x}{\log a} && \text{Base } b\end{aligned}$$

FIGURE 10.10 The change-of-base property of logarithms. The base  $b$  is arbitrary.



The logarithm on the left side has a base of  $a$ , and both logarithms on the right side have a base of  $b$ . This allows us to change from base  $a$  to any other base  $b$  that is a positive number other than 1. Here is a proof of property 4 for logarithms.

**PROOF**

We begin by writing the identity

$$a^{b \log_b x} = x$$

Taking the logarithm base  $b$  of both sides and writing the exponent,  $\log_b x$ , as a coefficient, we have

$$\begin{aligned} \log_b a^{b \log_b x} &= \log_b x \\ \log_b x \log_b a &= \log_b x \end{aligned}$$

Dividing both sides by  $\log_b a$ , we have the desired result:

$$\begin{aligned} \frac{\log_b x \log_b a}{\log_b a} &= \frac{\log_b x}{\log_b a} \\ \log_b x &= \frac{\log_b x}{\log_b a} \end{aligned}$$

We can use this property to find logarithms we could not otherwise compute on our calculators—that is, logarithms with bases other than 10 or  $e$ . The next example illustrates the use of this property.

**EXAMPLE 3** Find  $\log_5 24$ .

**SOLUTION** We do not have base 5 logarithms on our calculator, so we can change this expression to an equivalent expression that contains only base 10 logarithms:

$$\log_5 24 = \frac{\log 24}{\log 5} \quad \text{Property 4}$$

Don't be confused. We did not just drop the base; we changed to base 10. We could have written the last line like this:

$$\log_5 24 = \frac{\log_{10} 24}{\log_{10} 5}$$

Given our calculators, we write

$$\begin{aligned} \log_5 24 &\approx \frac{1.3802}{0.6990} \\ &\approx 1.9745 \end{aligned}$$

**Application**

**EXAMPLE 4** Suppose that the population in a small city is 32,000 in the beginning of 1997 and that the city council assumes that the population 7 years later can be estimated by the equation

$$P = 32,000e^{0.02t}$$

Approximately when will the city have a population of 50,000?

**SOLUTION** We substitute 50,000 for  $P$  in the equation and solve for  $t$ :

$$50,000 = 32,000e^{0.05t}$$

$$1.5625 = e^{0.05t} \quad \text{Divide both sides by 32,000}$$

To solve the equation for  $t$ , we take the natural logarithm of each side:

$$\ln 1.5625 = \ln e^{0.05t}$$

$$0.05t \ln e \quad \text{Property 3 for logarithms}$$

$$= 0.05t \quad \text{Because } \ln e = 1$$

$$t = \frac{\ln 1.5625}{0.05} \quad \text{Divide each side by 0.05}$$

$$\approx 8.91 \text{ years}$$

We can estimate that the population will reach 50,000 toward the end of 2002.  $\blacksquare$

## USING

**EXAMPLE 4** Solving an Exponential Equation

We can solve the equation  $50,000 = 32,000e^{0.05t}$  from Example 4 with a graphing calculator by defining the expressions on each side of the equation as a function. The solution to the equation will be the  $x$ -coordinate of the point where the two graphs intersect.

First define functions  $Y_1 = 50,000$  and  $Y_2 = 32,000e^{0.05x}$  as shown in Figure 1. Set your window variables so that

$$0 \leq x \leq 15; 0 \leq y \leq 70,000; \text{ scale} = 10,000$$

Graph both functions, then use the appropriate command on your calculator to find the coordinates of the intersection point. From Figure 2 we see that the  $x$ -coordinate of this point is  $t \approx 8.93$ .



Figure 1




Figure 2

## GETTING READY FOR CLASS

After reading through the preceding section, respond in your own words and in complete sentences.

- What is an exponential equation?
- How do logarithms help you solve exponential equations?
- What is the change-of-base property?

d. Write an application modeled by the equation  $A = 50,000 \left( 1 + \frac{0.0552t}{2} \right)^2$ .



### PROBLEM SET B.5

Solve each exponential equation. Use a calculator to write the answer in decimal form.

- |                      |                    |                    |                      |
|----------------------|--------------------|--------------------|----------------------|
| 1. $3^x = 5$         | 2. $4^x = 6$       | 3. $5^x = 3$       | 4. $3^x = 4$         |
| 5. $5^{2x} = 12$     | 6. $7^{3x} = 8$    | 7. $12^{4x} = 5$   | 8. $8^{2x} = 7$      |
| 9. $4^{11x} = 2$     | 10. $9^{7x} = 3$   | 11. $4^{-3x} = 4$  | 12. $3^{x^2} = 9$    |
| 13. $3^{7x} = 2$     | 14. $2^{3x+1} = 3$ | 15. $3^{1-x} = 2$  | 16. $2^{x^2-3x} = 3$ |
| 17. $15^{2x^2} = 16$ | 18. $10^{7x} = 15$ | 19. $6^{1-2x} = 2$ | 20. $9^{7-3x} = 5$   |

Use the change-of-base property and a calculator to find a decimal approximation to each of the following logarithms.

- |                  |                  |                  |                  |
|------------------|------------------|------------------|------------------|
| 21. $\log_2 36$  | 22. $\log_2 27$  | 23. $\log_2 8$   | 24. $\log_2 9$   |
| 25. $\log_2 15$  | 26. $\log_2 12$  | 27. $\log_2 7$   | 28. $\log_2 3$   |
| 29. $\log_2 240$ | 30. $\log_2 150$ | 31. $\log_2 721$ | 32. $\log_2 452$ |

33. **Compound Interest** How long will it take for \$200 to double if it is invested at 5% annual interest compounded twice a year?
34. **Compound Interest** How long will it take for \$200 to double if it is invested at 5% annual interest compounded 12 times a year?
35. **Compound Interest** How long will it take for \$1,000 to triple if it is invested at 12% annual interest compounded 6 times a year?
36. **Compound Interest** How long will it take for \$1,000 to become \$1,500 if it is invested at 12% annual interest compounded 6 times a year?
37. **Doubling Time** How long does it take for an amount of money  $P$  to double itself if it is invested at 8% interest compounded 4 times a year?
38. **Tripling Time** How long does it take for an amount of money  $P$  to triple itself if it is invested at 8% interest compounded 4 times a year?
39. **Tripling Time** If a \$25 investment is worth \$75 today, how long ago must that \$25 have been invested at 6% interest compounded twice a year?
40. **Doubling Time** If a \$25 investment is worth \$50 today, how long ago must that \$25 have been invested at 6% interest compounded twice a year?

Recall that if  $P$  dollars are invested in an account with annual interest rate  $r$ , compounded continuously, then the amount of money in the account after  $t$  years is given by the formula  $A(t) = Pe^{rt}$ .

41. **Continuously Compounded Interest** Repeat Problem 33 if the interest is compounded continuously.
42. **Continuously Compounded Interest** Repeat Problem 35 if the interest is compounded continuously.
43. **Continuously Compounded Interest** How long will it take \$500 to triple if it is invested at 6% annual interest, compounded continuously?
44. **Continuously Compounded Interest** How long will it take \$500 to triple if it is invested at 12% annual interest, compounded continuously?
45. **Exponential Growth** Suppose that the population in a small city is 32,000 at the beginning of 1994 and that the city council assumes that the population size  $t$  years later can be estimated by the equation


$$P(t) = 32,000e^{0.02t}$$

Approximately when will the city have a population of 64,000?

- 46. Exponential Growth** Suppose the population of a city is given by the equation


$$P(t) = 100,000e^{0.08t}$$

where  $t$  is the number of years from the present time. How large is the population now? (Now corresponds to a certain value of  $t$ . Once you realize what that value of  $t$  is, the problem becomes very simple.)

-  **47. Exponential Growth** Suppose the population of a city is given by the equation

$$P(t) = 15,000e^{0.20t}$$

where  $t$  is the number of years from the present time. How long will it take for the population to reach 45,000? Solve the problem using algebraic methods first, and then verify your solution with your graphing calculator using the intersection-of-graphs method.

-  **48. Exponential Growth** Suppose the population of a city is given by the equation

$$P(t) = 15,000e^{-0.05t}$$

where  $t$  is the number of years from the present time. How long will it take for the population to reach 45,000? Solve the problem using algebraic methods first, and then verify your solution with your graphing calculator using the intersection-of-graphs method.

#### EXTENDING THE CONCEPTS

49. Solve the formula  $A = Pb^t$  for  $t$ .
50. Solve the formula  $A = Pb^{-t}$  for  $t$ .
51. Solve the formula  $A = P(1 + r)^t$  for  $t$ .
52. Solve the formula  $A = P(1 - r)^t$  for  $t$ .
53. Solve the formula  $A = P(1 + r)^t$  for  $r$ .
54. Solve the formula  $A = P(1 - r)^t$  for  $r$ .

# ANSWERS TO EXERCISES AND CHAPTER TESTS

## CHAPTER 1

### PROBLEM SET 1.1

1. acute complement is  $100^\circ$ , supplement is  $170^\circ$     3. Acute complement is  $34^\circ$ , supplement is  $156^\circ$     5. Obuse complement is  $3^\circ$ , supplement is  $10^\circ$     7. We can't #31. is acute complement is  $90^\circ - 3^\circ = 87^\circ$ , supplement is  $180^\circ - 3^\circ = 177^\circ$     9.  $60^\circ$     10.  $45^\circ$     11.  $50^\circ$  (Use side in terms of the big triangle  $ABC$ )  
 15. Complement is  $2^\circ$ ,  $67^\circ$     19.  $180^\circ$     21.  $120^\circ$     23.  $60^\circ$   
 25. 3:1 (Each angle is all of a 3-4-5 right triangle. You will see it again.)    27. 15  
 29. 5    31.  $3\sqrt{2}$  (Note that this makes a  $45^\circ-45^\circ-90^\circ$  triangle)    33. 4 (This is a  $30^\circ-60^\circ-90^\circ$  triangle)    35. 1    37.  $\sqrt{40}$     39. 6    41.  $22^\circ 0'$     43.  $2\sqrt{2}$   
 45.  $2\sqrt{6}$     47.  $\frac{6}{\sqrt{2}} = 2\sqrt{3}$ ,  $4\sqrt{6}$     49. 90 ft    51.  $101.5^\circ$     53.  $\frac{4\sqrt{3}}{3}$   
 55. 8    57.  $\frac{4}{\sqrt{2}} = 2\sqrt{2}$     59. 1.414 ft    61. a.  $\sqrt{2}$  inches    b.  $\sqrt{2}$  inches  
 63. a.  $\sqrt{2}$     b.  $2\sqrt{3}$     65. See Figure 1 on page 1.

### PROBLEM SET 1.2

1. QIV    3. QI

5.

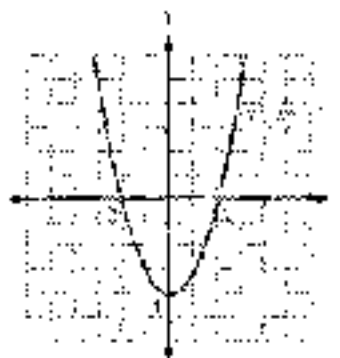


7.

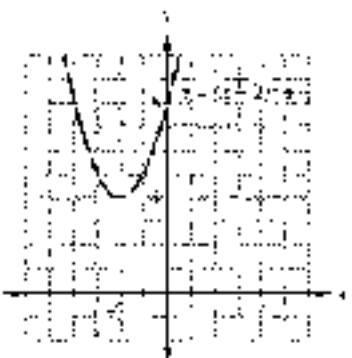


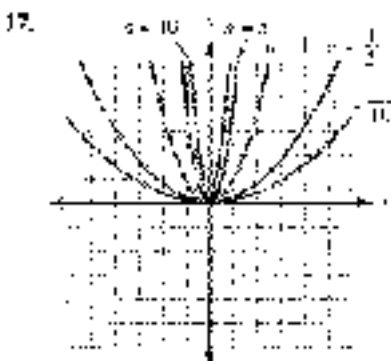
9. QII and QIII    11. Q I

13.

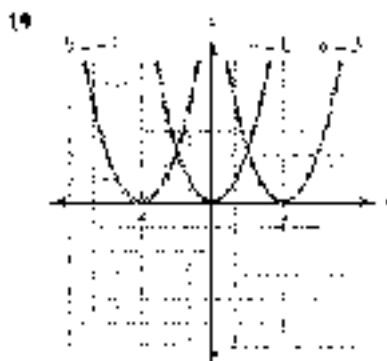


15.

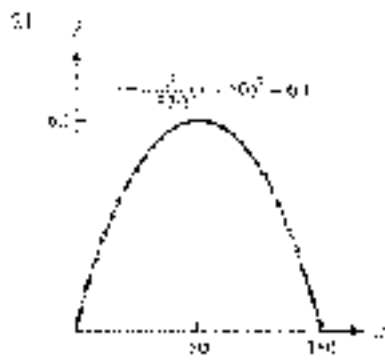




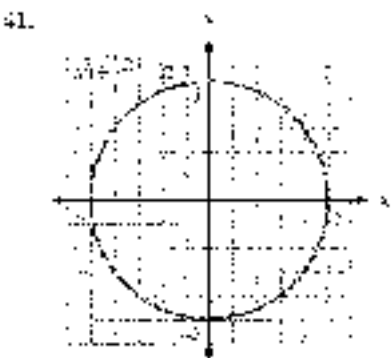
The parabola gets "fatter" as the parameter  $a$  approaches 0.



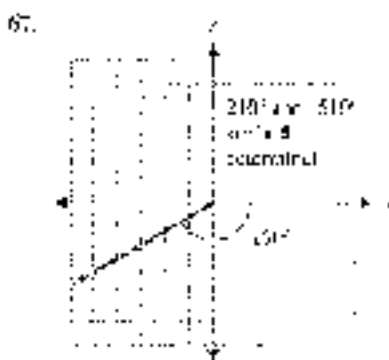
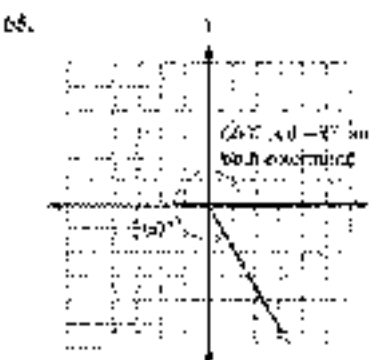
The parabola gets "skinnier" to the left, the parameter  $b$  values to the right.



23. 5    25. 13    27.  $\sqrt{130}$     29. 2    31. 1.5    33. 1.3 mi    35. hemisphere: (0, 0); (rs base: (60, 0); curved base: (50, 60); (11, 0) base: (0, 60)    37.  $(0)^2 + (-1)^2 = 0 + 1 = 1$     39.  $\left(\frac{1\sqrt{2}}{2}\right)^2 + \left(\frac{\sqrt{2}\sqrt{2}}{2}\right)^2 = \frac{1}{4} + \frac{3}{4} = 1$




43. (0.5, 0.8660) (0.5, -0.8660)    45. (0.7071, 0.7071), (0.7071, -0.7071)    47. (-0.8660, 0.5), (-0.8660, -0.5)
49. (5, 0) and (0, 5)    51.  $\left(\frac{\sqrt{2}}{2}, \frac{\sqrt{2}}{2}\right)$  and  $\left(\frac{\sqrt{2}}{2}, -\frac{\sqrt{2}}{2}\right)$     53.  $45^\circ$     55.  $30^\circ$     57.  $60^\circ$     59.  $10^\circ$
61.  $300^\circ$     63.  $70^\circ$






Note: For Problems 69 through 85, other answers are possible.

69.




71.



73.



75.



77.  $30^\circ + 360^\circ k$  for any integer  $k$

79.  $-135^\circ + 360^\circ k$  for any integer  $k$

81.  $90^\circ + 360^\circ k$  for any integer  $k$

83.



Note: For Problem 83, one possible angle is  $315^\circ + 360^\circ k$  for any integer  $k$ .

85.





87.



88. Answers will vary.

## PROBLEM SET 1.3

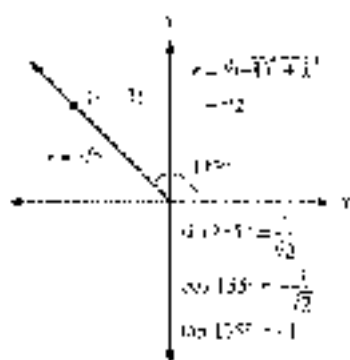
	$\sin \theta$	$\cos \theta$	$\tan \theta$	$\cot \theta$	$\sec \theta$	$\csc \theta$
1.	$\frac{1}{5}$	$\frac{3}{5}$	$\frac{1}{3}$	$\frac{3}{1}$	$\frac{5}{3}$	$\frac{5}{1}$
3.	$\frac{4}{5}$	$\frac{3}{5}$	$\frac{12}{5}$	$\frac{5}{12}$	$\frac{13}{5}$	$\frac{13}{12}$
5.	$-\frac{2}{\sqrt{5}}$	$-\frac{1}{\sqrt{5}}$	2	$\frac{1}{2}$	$-\sqrt{5}$	$-\frac{\sqrt{5}}{2}$
7.	$-\frac{1}{3}$	$\frac{\sqrt{3}}{2}$	$\frac{1}{\sqrt{3}}$	$-\sqrt{3}$	$\frac{2}{\sqrt{3}}$	-2
9.	0	-1	0	undefined	-1	undefined
11.	$\frac{a}{\sqrt{a^2 + b^2}}$	$\frac{b}{\sqrt{a^2 + b^2}}$	$\frac{a}{b}$	$\frac{b}{a}$	$\frac{\sqrt{a^2 + b^2}}{a}$	$\frac{\sqrt{a^2 + b^2}}{b}$

13.  $\sin \theta = \frac{3}{5}$ ,  $\cos \theta = \frac{4}{5}$ ,  $\tan \theta = \frac{3}{4}$

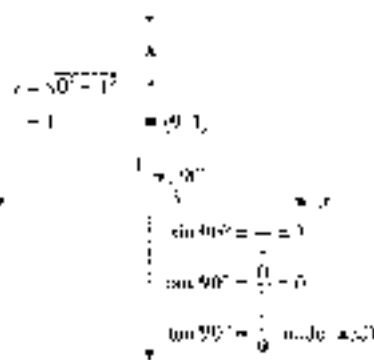
15.  $\sin \theta = \frac{1}{\sqrt{2}}$ ,  $\cos \theta = \frac{1}{\sqrt{2}}$ ,  $\tan \theta = 1$

17.  $\sin \theta = 0$ ,  $\cos \theta = -1$


19.



21.



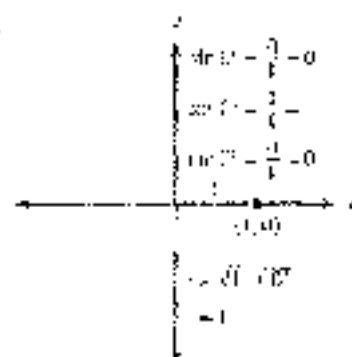
23.







25.



27. False    29. True

 31. If  $\sin \theta = \frac{y}{r} = 2$ , then  $y$  would have to be greater than  $r$ , which is not possible.

 33. Because  $\cos \theta = \frac{x}{r}$  and  $r \neq \{0\}$ , this ratio will be equal to one or a number greater.

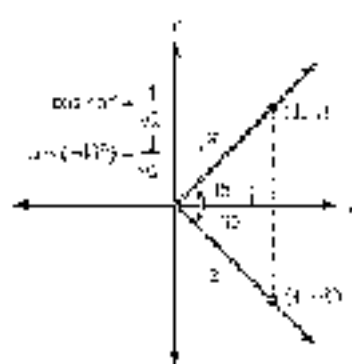
 35. 1    37.  $\infty$     39. QI, QII    41. QII, QIII    43. QI, QIII    45. QIII, QIV    47. QI

49. QI (both positive), QIV (2 of 4 negative)

	$\sin \theta$	$\cos \theta$	$\tan \theta$	$\cot \theta$	$\sec \theta$	$\csc \theta$
5.	$\frac{12}{13}$	$\frac{5}{13}$	$\frac{12}{5}$	$\frac{5}{12}$	$\frac{13}{5}$	$\frac{13}{12}$
9.	$\frac{21}{29}$	$-\frac{20}{29}$	$-\frac{21}{20}$	$-\frac{20}{21}$	$-\frac{29}{20}$	$-\frac{29}{21}$
13.	$-\frac{1}{2}$	$\frac{\sqrt{3}}{2}$	$-\frac{\sqrt{3}}{2}$	$-\frac{2}{\sqrt{3}}$	$-\frac{2}{\sqrt{3}}$	$-\frac{2}{1}$
17.	$\frac{3}{5}$	$-\frac{4}{5}$	$-\frac{3}{4}$	$-\frac{4}{3}$	$\frac{5}{3}$	$-\frac{5}{4}$
21.	$-\frac{12}{17}$	$\frac{5}{17}$	$-\frac{12}{5}$	$-\frac{5}{12}$	$-\frac{17}{5}$	$-\frac{17}{12}$
25.	$\frac{2}{\sqrt{5}}$	$\frac{1}{\sqrt{5}}$	$\frac{2}{1}$	$\frac{1}{2}$	$\frac{\sqrt{5}}{2}$	$\frac{\sqrt{5}}{2}$
29.	$\frac{a}{\sqrt{a^2+b^2}}$	$\frac{b}{\sqrt{a^2+b^2}}$	$\frac{a}{b}$	$\frac{b}{a}$	$\frac{\sqrt{a^2+b^2}}{b}$	$\frac{\sqrt{a^2+b^2}}{a}$

 65. 54°    67. 22.5°    69.  $\sin \theta = \frac{7}{\sqrt{5}}$ ,  $\cos \theta = \frac{1}{\sqrt{5}}$     71.  $\sin \theta = \frac{1}{\sqrt{10}}$ ,  $\tan \theta = \frac{1}{3}$ 

73.


 75.  $\pi/4$

## PROBLEM SET 1.4

1.  $\frac{1}{7}$    3.  $\frac{5}{9}$    5.  $\sqrt{7}$    7.  $(x+1)$    9.  $\frac{5}{4}$    11.  $\frac{1}{3}$    13.  $\frac{1}{a}$    15.  $\frac{3}{4}$    17.  $\frac{12}{5}$    19.  $\frac{1}{7}$    21.  $\frac{1}{2}$   
 23.  $\frac{17}{5}$    25.  $-\frac{17}{3}$    27.  $\frac{4}{3}$    29.  $-\frac{2\sqrt{2}}{3}$    31.  $-\frac{3}{5}$    33.  $\frac{1}{2}$    35.  $-\frac{2}{\sqrt{3}}$    37.  $\frac{3}{2\sqrt{2}}$    39.  $-\frac{17}{15}$    41.  $\frac{20}{21}$

	$\sin \theta$	$\cos \theta$	$\tan \theta$	$\csc \theta$	$\sec \theta$	$\cot \theta$
45.	$\frac{3}{13}$	$\frac{12}{13}$	$\frac{3}{12}$	$\frac{13}{3}$	$\frac{13}{12}$	$\frac{12}{3}$
46.	$-\frac{1}{2}$	$\frac{\sqrt{3}}{2}$	$-\sqrt{3}$	$-2$	$\frac{2}{\sqrt{3}}$	$-\frac{1}{\sqrt{3}}$
47.	$\frac{\sqrt{3}}{2}$	$\frac{1}{2}$	$\sqrt{3}$	$\frac{2}{\sqrt{3}}$	$2$	$\frac{1}{\sqrt{3}}$
49.	$-\frac{2}{\sqrt{13}}$	$\frac{3}{\sqrt{13}}$	$-\frac{2}{3}$	$-\frac{\sqrt{13}}{2}$	$\frac{\sqrt{13}}{3}$	$-\frac{3}{2}$
51.	$-\frac{2\sqrt{2}}{3}$	$\frac{1}{3}$	$2\sqrt{2}$	$-\frac{3}{2\sqrt{2}}$	$3$	$-\frac{3}{2\sqrt{2}}$
53.	$\frac{1}{4}$	$\frac{\sqrt{15}}{4}$	$\frac{1}{\sqrt{15}}$	$4$	$\frac{4}{\sqrt{15}}$	$\frac{\sqrt{15}}{4}$
55.	0.23	0.97	0.24	4.35	1.02	4.25
57.	0.29	-0.96	-0.79	3.45	-1.28	1.65

Note: Answers for 55 and 57 may differ from the answers here by a small amount only, if you round the reciprocal of a rounded number.

Hint: As Problems 55 and 60 indicate, the slope of a line (or, if the origin is the vertex, the tangent of the angle) in 60 makes a  $\theta$  with the positive  $x$ -axis.

59. 3   61.  $\frac{1}{3}$

## PROBLEM SET 1.5

1.  $\pi\sqrt{1-\cos^2 \theta}$    3.  $\pm \frac{\sqrt{1-\cos^2 \theta}}{\sin \theta}$    5.  $\frac{1}{\cos \theta}$    7.  $\pm \frac{\sqrt{1-\cos^2 \theta}}{\cos \theta}$    9.  $\frac{\cos \theta}{\sin^3 \theta}$    11.  $\frac{1}{\cos \theta}$    13.  $\frac{\sin \theta}{\cos \theta}$   
 15.  $\frac{1}{\sin \theta}$    17.  $\frac{\sin \theta}{\cos^2 \theta}$    19.  $\sin^2 \theta$    21.  $\frac{\sin \theta + 1}{\cos \theta}$    23.  $2 \cos \theta$    25.  $\cos \theta$    27.  $\frac{\sin^2 \theta + \cos^2 \theta}{\sin \theta \cos \theta}$   
 29.  $\frac{\cos^2 \theta - \sin^2 \theta}{\sin \theta \cos \theta}$    31.  $\frac{\sin \theta \cos \theta + 1}{\cos \theta}$    33.  $\frac{\cos^2 \theta}{\sin \theta}$    35.  $\sin^2 \theta + 7 \sin \theta + 12$    37.  $2 \cos^2 \theta + 2 \cos \theta + 15$   
 39.  $\cos^2 \theta$    41.  $1 - \sin^2 \theta$    43.  $1 - 2 \sin \theta \cos \theta$    45.  $\sin^2 \theta - 8 \sin \theta$    47.  $7 \cos \theta$    49.  $3 \cos \theta$   
 51.  $6 \tan \theta$    53.  $4 \sec \theta$    55.  $6 \cos \theta$    57.  $3 \tan \theta$

For Problems 59 through 91, a few selected solutions are given here. See the Solutions Manual for solutions to problems not shown.

$$59. \cos(\theta + \phi) = \cos \theta \cos \phi - \sin \theta \sin \phi$$

$$61. \frac{\sin \theta}{\cos \theta} = \frac{\sin \theta}{1}$$

$$\begin{aligned} & \sin \theta \\ & = \sin \theta \cdot \frac{\sin \theta}{1} \\ & \sin^2 \theta \end{aligned}$$



$$\begin{aligned}
 71. \sin(\tan \theta + \cos \theta) &= \sin \theta + \frac{\sin \theta}{\cos \theta} + \cos \theta \\
 &= \frac{\sin^2 \theta}{\cos \theta} + \cos \theta \\
 &= \frac{\sin^2 \theta + \cos^2 \theta}{\cos \theta} \\
 &= \frac{1}{\cos \theta} \\
 &= \sec \theta
 \end{aligned}$$

$$\begin{aligned}
 83. \frac{\sin \theta}{\sec \theta} + \frac{\sin \theta}{\sec \theta} &= \frac{\cos \theta}{1} + \frac{\sin \theta}{\cos \theta} \\
 &= \cos^2 \theta + \sin^2 \theta \\
 &= 1
 \end{aligned}$$

$$\begin{aligned}
 75. \csc \theta - \sin \theta &= \frac{1}{\sin \theta} - \sin \theta \\
 &= \frac{1 - \sin^2 \theta}{\sin \theta} \\
 &= \frac{\cos^2 \theta}{\sin \theta} \\
 &= \csc \theta \cos^2 \theta
 \end{aligned}$$

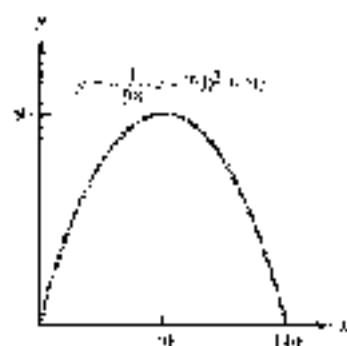
$$\begin{aligned}
 87. \sin \theta (\sec \theta + \csc \theta) &= \sin \theta + \sec^2 \theta + \sin \theta + \csc \theta \\
 &= \sin \theta + \frac{1}{\cos^2 \theta} + \sin \theta + \frac{1}{\sin \theta} \\
 &= \frac{\sin^2 \theta}{\cos^2 \theta} + \frac{\sin \theta}{\cos^2 \theta} \\
 &= \tan \theta + 1
 \end{aligned}$$

**CHAPTER 5 TEST**

1.  $20^\circ, 210^\circ$     2.  $3\sqrt{3}$     3.  $h = 5\sqrt{3}, c = 5\sqrt{2}, s = 5, v = 10$     4.  $2\sqrt{3}$     5.  $90^\circ$     6.  $\frac{5}{2}$  and  $\frac{5\sqrt{3}}{2}$     7.  $15\sqrt{2}, h$

8.  $108^\circ$     9.  $13$     10.  $-5, 1$     11.  $\left(\frac{1}{2}\right)^2 = \left(\frac{-\sqrt{3}}{2}\right)^2 = \frac{1}{4} = \frac{1}{4} = 1$     12.  $255^\circ + 360^\circ k$  for any integer  $k$

13.



14.  $\sin 30^\circ = 1, \cos 92^\circ = 0, \tan 60^\circ$  is undefined    15.  $\sin(-45^\circ) = -\frac{1}{\sqrt{2}}, \cos(-45^\circ) = \frac{1}{\sqrt{2}}, \tan(-45^\circ) = -1$

16. Q, Q, Q, H    17. Q

18.  $\sin \theta = -\frac{1}{\sqrt{10}}, \cos \theta = -\frac{3}{\sqrt{10}}, \tan \theta = \frac{1}{3}, \cot \theta = 3, \sec \theta = -\frac{\sqrt{10}}{3}, \csc \theta = -\sqrt{10}$

 19. Because  $\sin \theta = \frac{1}{2}$  and  $4 \leq r$ , this is a point in the second quadrant.

20.  $\sin \theta = \frac{1}{2}, \cos \theta = -\frac{\sqrt{3}}{2}, \tan \theta = -\frac{1}{\sqrt{3}}, \cot \theta = -\sqrt{3}, \sec \theta = -\frac{2}{\sqrt{3}}, \csc \theta = 2$

21.  $\sin \theta = -\frac{2}{\sqrt{5}}, \cos \theta = \frac{1}{\sqrt{5}}$     22.  $-\frac{1}{3}$     23.  $\frac{1}{27}$     24.  $\cos \theta = \frac{1}{3}, \sin \theta = -\frac{2\sqrt{2}}{3}, \tan \theta = -2\sqrt{2}$

25.  $1 - 2\sin \theta \cos \theta$     26.  $\frac{-\sin^2 \theta}{\sin \theta}$     27.  $2|\cos \theta|$

For Problems 28 through 30, solutions are given in the Solutions Manual.

## CHAPTER 2

## PROBLEM SET 2.1

	$\sin A$	$\cos A$	$\tan A$	$\csc A$	$\sec A$	$\cot A$
1.	$\frac{4}{5}$	$\frac{3}{5}$	$\frac{4}{3}$	$\frac{5}{4}$	$\frac{5}{3}$	$\frac{3}{4}$
3.	$\frac{3}{\sqrt{5}}$	$\frac{2}{\sqrt{5}}$	2	$\frac{\sqrt{5}}{3}$	$\frac{\sqrt{5}}{2}$	$\frac{\sqrt{5}}{2}$
5.	$\frac{4}{5}$	$\frac{3}{5}$	$\frac{4}{3}$	$\frac{5}{4}$	$\frac{5}{3}$	$\frac{3}{4}$
	$\sin B$	$\cos B$	$\tan B$	$\csc B$	$\sec B$	$\cot B$
7.	$\frac{5}{11}$	$\frac{\sqrt{11}}{11}$	$\frac{5}{\sqrt{11}}$	$\frac{\sqrt{11}}{5}$	$\frac{11}{5}$	$\frac{\sqrt{11}}{5}$
9.	$\frac{1}{\sqrt{2}}$	$\frac{1}{\sqrt{2}}$	1	$\sqrt{2}$	$\sqrt{2}$	1
11.	$\frac{3}{5}$	$\frac{4}{5}$	$\frac{3}{4}$	$\frac{5}{3}$	$\frac{5}{4}$	$\frac{4}{3}$
13.	$\frac{\sqrt{3}}{2}$	$\frac{1}{2}$	$\sqrt{3}$	$\frac{2}{\sqrt{3}}$	2	$\frac{1}{\sqrt{3}}$

16.  $(4, 3)$ ,  $\sin A = \frac{3}{5}$ ,  $\cos A = \frac{4}{5}$ ,  $\tan A = \frac{3}{4}$

17. If  $\cos \theta = \frac{\text{side adjacent to } \theta}{\text{hypotenuse}} = 5$ , then the side adjacent to  $\theta$  would have to be longer than the hypotenuse, which is not possible.

19. If we let the side adjacent to  $\theta$  have length 1, then because  $\tan \theta = \frac{\text{side opposite } \theta}{\text{side adjacent to } \theta} = \frac{\text{side opposite } \theta}{1}$ , we can make this ratio as large as we want by making the opposite side long enough.

21.  $90^\circ$     23.  $180^\circ$     25.  $90^\circ$     27.  $90^\circ$

$x$	$\sin x$	$\cos x$
$0^\circ$	0	undefined
$30^\circ$	$\frac{1}{2}$	2
$45^\circ$	$\frac{1}{\sqrt{2}}$	$\sqrt{2}$
$60^\circ$	$\frac{\sqrt{3}}{2}$	$\frac{2}{\sqrt{3}}$
$90^\circ$	1	1

31. 2    33. 3    35.  $\frac{2 + \sqrt{3}}{9}$     37. 1    39. 4     $2\sqrt{3}$     41. 1    43.  $2\sqrt{3}$     45.  $\frac{2\sqrt{3}}{9}$     47.  $\sqrt{3}$

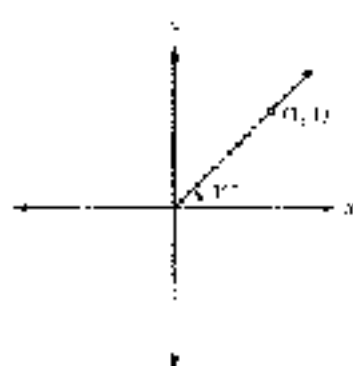
49.  $\frac{1}{\sqrt{3}}$     51.  $\frac{1}{\sqrt{3}}$     53. 1    55.  $\sqrt{3}$

	$\sin A$	$\cos A$	$\sin B$	$\cos B$
57.	0.99	0.80	0.80	0.60
59.	0.96	0.28	0.28	0.96



61.  $\frac{1}{\sqrt{2}}$   $\frac{\sqrt{2}}{\sqrt{2}}$     67.  $\frac{1}{\sqrt{2}}$   $\frac{\sqrt{2}}{\sqrt{2}}$     65. 5    67. -1, 2

69.    71.  $2\sqrt{2}$     73.  $6\sqrt{2}$


**PROBLEM SET 2.2**

- 1.
- $61^\circ 39'$
- 3.
- $89^\circ 40'$
- 5.
- $106^\circ 49'$
- 7.
- $55^\circ 46'$
- 9.
- $39^\circ 43'$
- 11.
- $55^\circ 50'$
- 13.
- $39^\circ 30'$
- 15.
- $35^\circ 34'$
- 
- 17.
- $16^\circ 15'$
- 19.
- $92^\circ 33'$
- 21.
- $12^\circ 34'$
- 23.
- $42.2^\circ$
- 25.
- $62.6^\circ$
- 27.
- $17.33^\circ$
- 29.
- $48.43^\circ$
31. 0.4571
- 
33. 0.5511    35. 21.3654    37. 1.6743    39. 1.5053    41. 1.0505    43. 0.7170    45. 0.6733    47. 0.8335
- 
49. 1.3750

$\theta$	$\sin \theta$	$\csc \theta$
$0^\circ$	0	Undefined
$30^\circ$	$\frac{1}{2}$	2
$45^\circ$	$\frac{\sqrt{2}}{2}$	$\sqrt{2}$
$60^\circ$	$\frac{\sqrt{3}}{2}$	$\frac{2}{\sqrt{3}}$
$90^\circ$	1	1

$\theta$	$\sin \theta$	$\csc \theta$	$\sec \theta$
$0^\circ$	0	Undefined	Undefined
$15^\circ$	0.2598	3.8570	1.0353
$30^\circ$	0.5	2.0000	1.1547
$45^\circ$	0.7071	1.4142	1
$60^\circ$	0.8660	1.1547	1.3333
$75^\circ$	0.9659	1.0353	1.3660
$90^\circ$	1	1	Undefined

55.  $20.3^\circ$     57.  $34.5^\circ$     59.  $23.9^\circ$     61.  $1.1^\circ$     63.  $35.3^\circ$     65.  $55.5^\circ$     67.  $24^\circ 44'$     69.  $65^\circ 41'$

71.  $10^\circ 10'$     73.  $17^\circ 9'$     75. 0.3509    77. 1.2734    79. 0.0787    81. 1    83.

 85. No; should get a zero because  $21$  is not an angle less than  $90^\circ$  and is not  $90^\circ$ .    87. Yes; get a zero because  $200$   $90^\circ$  is not  $90^\circ$ .

85. a.	$\theta$	$\sin \theta$	b.	$\theta$	$\sec \theta$
	$87^\circ$	0.993		$89^\circ$	9.93
	$87.9^\circ$	0.992		$89.9^\circ$	11.96
	$88^\circ$	0.991		$89.6^\circ$	14.22
	$88.5^\circ$	0.982		$89.7^\circ$	19.29
	$89^\circ$	0.985		$89.8^\circ$	28.65
	$89.5^\circ$	0.982		$89.9^\circ$	57.50
	$90^\circ$	undefined		$90^\circ$	undefined

91.  $13.4^\circ$     93.  $\sin \theta = -\frac{2}{\sqrt{13}}$ ,  $\cos \theta = \frac{3}{\sqrt{13}}$ ,  $\tan \theta = -\frac{2}{3}$     95.  $\sin 90^\circ = 1$ ,  $\cos 90^\circ = 0$ ,  $\tan 90^\circ$  is undefined  
 97.  $\sin \theta = -\frac{12}{13}$ ,  $\tan \theta = -\frac{12}{5}$ ,  $\csc \theta = \frac{5}{12}$ ,  $\sec \theta = -\frac{13}{5}$ ,  $\cot \theta = -\frac{13}{12}$     99. QI

## PROBLEM SET 2.3

1. 10 ft    3. 30 ft    5. 213 ft    7. 8.535 yd    9.  $32^\circ$     11.  $30^\circ$     13.  $39.20^\circ$   
 15.  $\theta = 65^\circ$ ,  $a = 10$  m,  $b = 22$  m    17.  $\theta = 57.46^\circ$ ,  $b = 57.9$  in.,  $c = 32.6$  in.  
 19.  $\theta = 75^\circ 18'$ ,  $A = 5.525$  cm,  $a = 6.067$  cm.    21.  $A = 14^\circ$ ,  $a = 1.4$  ft,  $b = 5.5$  ft  
 23.  $A = 65^\circ 30'$ ,  $a = 635$  mm,  $b = 756$  mm    25.  $A = 66.55^\circ$ ,  $b = 2.356$  mi,  $c = 5.921$  mi  
 27.  $A = 25^\circ$ ,  $B = 57^\circ$ ,  $a = 95$  ft    29.  $A = 42.8^\circ$ ,  $B = 47.3^\circ$ ,  $b = 2.97$  cm    31.  $A = 61.42^\circ$ ,  $b = 28.56$ ,  $c = 21.71$  ft  
 33.  $49^\circ$     35. 11    37. 36    39.  $v = 79$ ,  $w = 40$     41.  $42^\circ$     43.  $x = 7.4$ ,  $y = 9.7$     45.  $t = 18$ ,  $s = 11$   
 47. 17    49.  $35.3^\circ$     51.  $35.3^\circ$     53.  $5.2^\circ$     55. 18 ft on side so that the shadow has a length of 18 ft in which to make a semicircle.  
 57. 31 ft    59. 209 ft    61. a. 160 ft    b. 156 ft    c. 42.8 ft  
 63.  $\frac{1}{2}$     65.  $\frac{2\sqrt{2}}{5}$     67.  $-\frac{\sqrt{21}}{5}$

	$\sin \theta$	$\cos \theta$	$\tan \theta$	$\cot \theta$	$\sec \theta$	$\csc \theta$
69.	$\frac{\sqrt{3}}{2}$	$-\frac{1}{2}$	$-\sqrt{3}$	$-\frac{1}{\sqrt{3}}$	$-2$	$\frac{2}{\sqrt{3}}$
71.	$-\frac{\sqrt{3}}{4}$	$-\frac{1}{2}$	$\sqrt{3}$	$\frac{1}{\sqrt{3}}$	$-2$	$-\frac{2}{\sqrt{3}}$

73. The angle is approximately  $60^\circ$ .

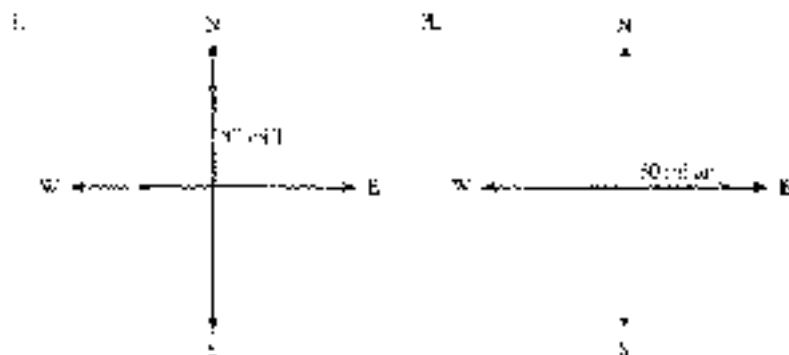
## PROBLEM SET 2.4

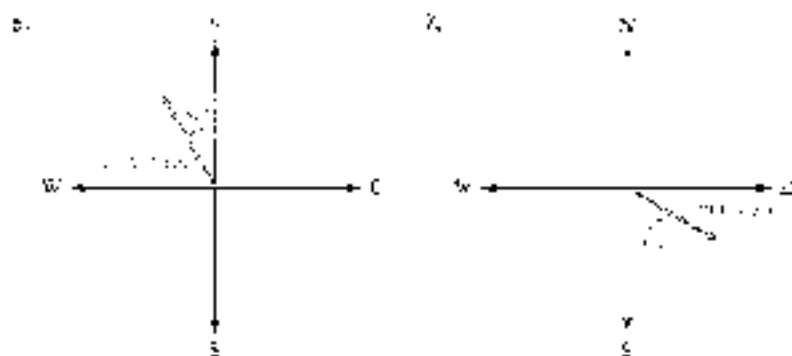
1.  $50^\circ$  (a),  $12^\circ$     3.  $78.4^\circ$     5.  $59^\circ$     7.  $36.4^\circ$     9.  $55.1^\circ$     11. 61 cm    13. a.  $80^\circ$  ft    b. 290 ft    c. 17  
 15. 6.3 ft    17. 31 mi, N  $28^\circ$  E    19. 35 mi    21. 65.4 mi (a) or 45.0 mi (west)    23.  $161^\circ$     25. 78.9 ft  
 27. 26 ft    29. 4,000 ft    31. 62 mi    33.  $A_1 = 45.00^\circ$ ,  $A_2 = 33.26^\circ$ ,  $\theta_1 = 30.07^\circ$   
 35.  $1 - 2 \sin \theta \cos \theta$

FIG. P. Areas 37 (a) and 38. Solutions are given in the Solutions Manual.

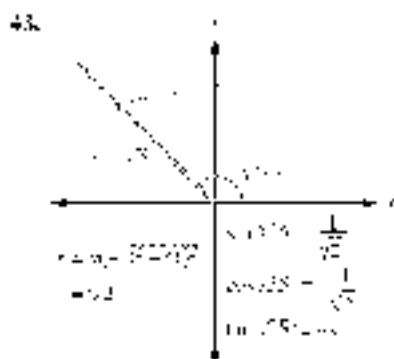
43. Answers will vary.

## PROBLEM SET 2.6





9.  $(-3, 4)$ ,  $N = 5$ ,  $E = 4$     10.  $|V_x| = 3.2$ ,  $|V_y| = 3.56$     13.  $|V_x| = 363$ ,  $V_y = 1281$   
 15.  $V_x = 84$ ,  $V_y = 9$     21. 4, 5, 6    19. 2, 9    22. 5, 10, 15    23. both are 5000 ft  
 25. 2, 500 ft    27. 91 km above S, E from S    29. 38. Use arc sin diameter of  $E = 2$   
 31. 240 m north, 140 m east    33.  $|E| = 4$ ,  $|D| = 19.41$     35.  $|S| = 2.77$ ,  $|T| = 2.14$   
 37.  $|D| = 5.14$     39. 2, 9, 0    41. 3, 0, 1, 0, 0



$$43. \sin \theta = \frac{2}{\sqrt{3}}, \cos \theta = \frac{1}{\sqrt{3}} \quad 47. \sin \theta = \frac{1}{2}$$

## CHAPTER 9 TEST

	$\sin A$	$\cos A$	$\tan A$	$\sin B$	$\cos B$	$\tan B$
1.	$\frac{1}{\sqrt{5}}$	$\frac{2}{\sqrt{5}}$	$\frac{1}{2}$	$\frac{2}{\sqrt{5}}$	$\frac{1}{\sqrt{5}}$	$2$
2.	$\frac{\sqrt{3}}{2}$	$\frac{1}{2}$	$\sqrt{3}$	$\frac{1}{2}$	$\frac{\sqrt{3}}{2}$	$\frac{1}{\sqrt{3}}$
3.	$\frac{3}{5}$	$\frac{4}{5}$	$\frac{3}{4}$	$\frac{4}{5}$	$\frac{3}{5}$	$\frac{4}{3}$

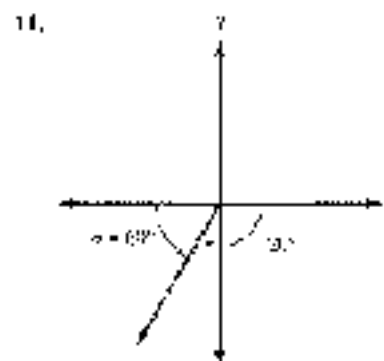
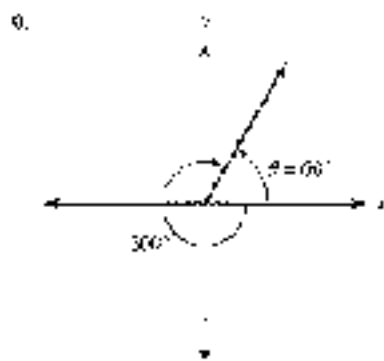
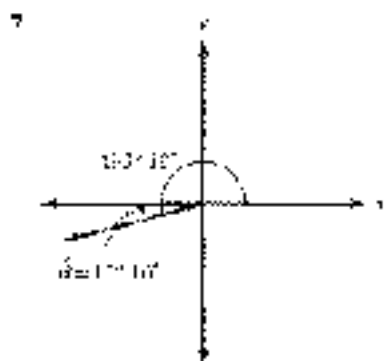
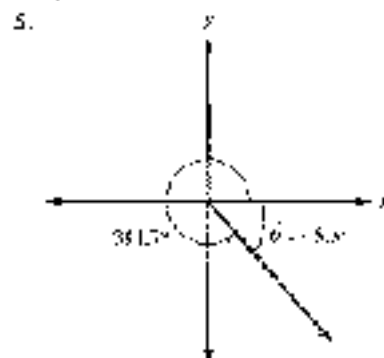
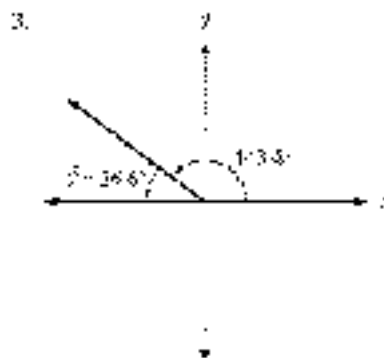
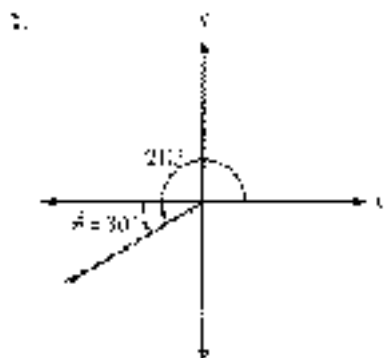
4.  $\tan B = \frac{\text{side opposite } B}{\text{side adjacent } B}$     7. Also the side opposite  $B$  and adjacent to  $B$  have to be longer than the hypotenuse, which is not possible

5.  $60^\circ$     6.  $\frac{2}{3}$     7.  $2$     8.  $0$     9.  $\frac{1}{2}$     10.  $2\sqrt{13}$     11.  $13\sqrt{17}$     12.  $28^\circ$   
 13.  $0.32$     14.  $0.79$     15.  $0.577$     16.  $71.7^\circ$     17.  $56.2^\circ$     18.  $A = 3.2^\circ$ ,  $B = 66.8^\circ$ ,  $c = 1.74$   
 19.  $A = 0.8^\circ$ ,  $B = 89.2^\circ$ ,  $a = 44.5$     20.  $A = 15.1^\circ$ ,  $a = 56.7$ ,  $c = 214$

21.  $\theta = 54^\circ 30'$ ,  $a = 0.268$ ,  $b = 0.876$     22. 86 cm    23. 5.3 ft    24. 70 ft  
 25.  $70^\circ$     26.  $\sqrt{3}$ ,  $\theta = 30^\circ$  (exact),  $|\mathbf{v}| = 730$  ft/sec    27. 100 ml east, 60 ml south  
 28. (1) 45.6 lb    28. (2) 8.57 lb    30. 2.320 ft

## CHAPTER 3

## PROBLEM SET 3.1



13.  $-\frac{1}{\sqrt{2}}$     13.  $\frac{\sqrt{3}}{2}$     17.  $-1$     19.  $-\frac{1}{2}$     21.  $-2$     23. 3    25.  $\frac{1}{2}$     27.  $-\frac{1}{\sqrt{3}}$

29. 0.7071    31.  $-4.6901$     33.  $-0.7660$     35. 1.5067    37. 1.7571    39.  $-1.7340$

41. 0.7071    43. 0.2711    45. 1.4229    47. 0.8660    49. 1.9914    51. 141.90°

53. 210.5°    55. 74.7°    57. 103.2°    59. 354.3°    61. 156.4°    63. 126.4°

65. 25.00°    67. 24.7°    69. 13.5°    71. 39.1°    73. 24.0°    75. 11.0°    77. 15.7°    79. 31.5°

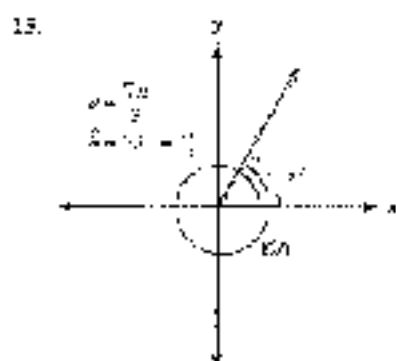
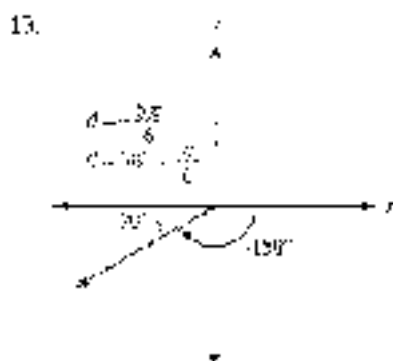
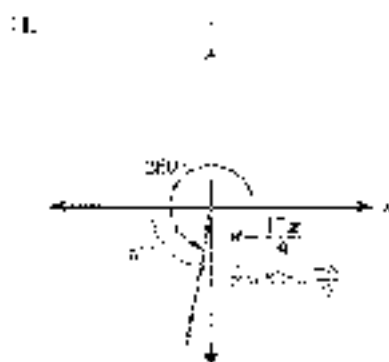
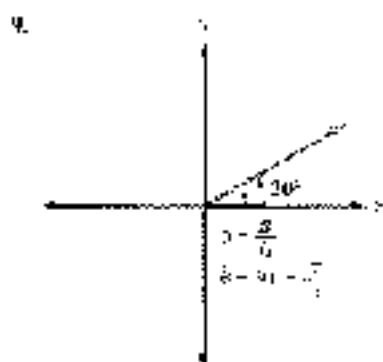
81. 4 complements to  $30^\circ$ ; supplement to  $115^\circ$     83. 4 complements to  $90^\circ$ ; supplement to  $180^\circ - x$

85. sine opposite  $30^\circ$  is  $\frac{1}{2}$ ; side opposite  $60^\circ$  is  $\frac{\sqrt{3}}{2}$     87.  $\frac{1}{4}$     89. 1

## PROBLEM SET 3.2

1. 3    3.  $3\sqrt{2}$     5. 2    7.  $2\sqrt{125} = 10\sqrt{5}$

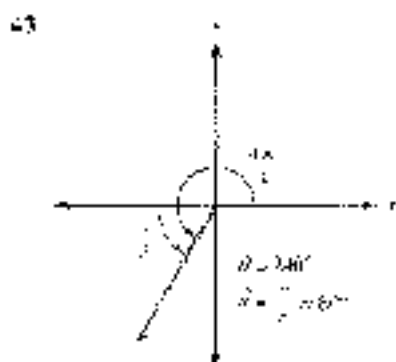
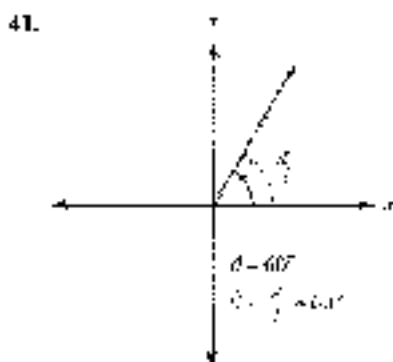




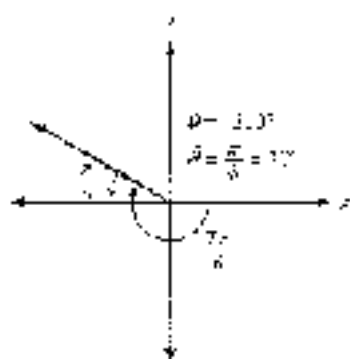
17. 2.1    19. 0.070291    21. 1.16 mil    23.  $\frac{7\pi}{1080} \approx 0.02$  rad or

25.  $\frac{\pi}{6}$     27.  $\frac{2\pi}{3}$     29.  $\frac{7\pi}{4}$     31.  $\frac{5\pi}{4}$

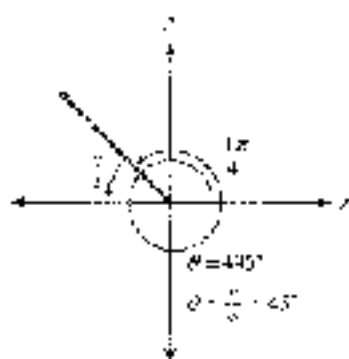
33.  $\frac{5\pi}{4}$     35.  $\pi - \frac{\pi}{3}$     37.  $\pi + \frac{\pi}{6}$     39.  $2\pi - \frac{\pi}{4}$



45.



47.



49.  $57.3^\circ$     51.  $1.107$     53.  $-\frac{\sqrt{3}}{2}$     55.  $-\frac{1}{\sqrt{3}}$     57.  $-2$     59.  $2$     61.  $-\frac{1}{\sqrt{2}}$     63.  $\sqrt{3}$     65.  $-2\sqrt{2}$

67.  $\frac{\sqrt{3}}{2}$     69.  $\frac{1}{4}$     71.  $\frac{5}{2}$     73.  $-\frac{\sqrt{2}}{2}$     75.  $2$     77.  $\frac{1}{3}$     79.  $(0, 0), \left(\frac{\pi}{4}, \frac{1}{\sqrt{2}}\right), \left(\frac{\pi}{2}, 1\right), \left(\frac{3\pi}{4}, \frac{1}{\sqrt{2}}\right), (\pi, 0)$

81.  $(0, 1), \left(\frac{\pi}{2}, 0\right), (\pi, 1), \left(\frac{3\pi}{2}, 0\right), (2\pi, 1)$     83.  $(0, 0), \left(\frac{\pi}{2}, 2\right), (\pi, 0), \left(\frac{3\pi}{2}, -2\right), (2\pi, 0)$

85.  $(0, 0), \left(\frac{1}{2}, 1\right), \left(\frac{1}{2}, 0\right), \left(\frac{1\pi}{4}, -1\right), (1, 0)$     87.  $\left(\frac{\pi}{2}, 0\right), (0, 1), \left(\frac{3\pi}{4}, 0\right), (2\pi, -1), \left(\frac{5\pi}{4}, 0\right)$

89.  $(0, 3), \left(\frac{\pi}{2}, 2\right), (\pi, 3), \left(\frac{3\pi}{2}, 2\right), (2\pi, 3)$     91.  $\left(-\frac{\pi}{4}, 0\right), (3, 3), \left(\frac{\pi}{4}, 0\right), \left(\frac{\pi}{2}, -3\right), \left(\frac{3\pi}{4}, 0\right)$

93.  $\left(-\frac{3}{4}, 1\right), \left(\frac{1}{4}, -2\right), \left(\frac{3}{4}, 3\right), \left(\frac{\pi}{4}, 8\right), \left(\frac{7}{4}, 3\right)$     95.  $\frac{\pi}{11}$     97.  $0.9565$

	$\sin \theta$	$\cos \theta$	$\tan \theta$	$\csc \theta$	$\sec \theta$	$\csc \theta$
99.	$-\frac{3}{\sqrt{10}}$	$\frac{1}{\sqrt{10}}$	$-3$	$-\frac{1}{3}$	$\sqrt{10}$	$-\frac{\sqrt{10}}{3}$
101.	$\frac{1}{2}$	$-\frac{\sqrt{3}}{2}$	$-\frac{1}{\sqrt{3}}$	$-\sqrt{3}$	$-\frac{2}{\sqrt{3}}$	$2$
103.	$\frac{2}{\sqrt{5}}$	$\frac{1}{\sqrt{5}}$	$2$	$\frac{1}{2}$	$\sqrt{5}$	$\frac{\sqrt{5}}{2}$

## PROBLEMS SET 2.3

1.  $\frac{1}{2}$     3.  $1$     5.  $-2$     7.  $\frac{1}{2}$     9.  $-\frac{1}{\sqrt{3}}$     11.  $-\sqrt{2}$

	$\sin \theta$	$\cos \theta$	$\tan \theta$	$\csc \theta$	$\sec \theta$	$\csc \theta$
13.	$\frac{1}{2}$	$\frac{\sqrt{3}}{2}$	$\frac{1}{\sqrt{3}}$	$2$	$\frac{2}{\sqrt{3}}$	$2$
15.	$-\frac{1}{2}$	$\frac{\sqrt{3}}{2}$	$-\frac{1}{\sqrt{3}}$	$-2$	$\frac{2}{\sqrt{3}}$	$-2$
17.	$0$	$-1$	$0$	undefined	$1$	undefined
19.	$\frac{1}{\sqrt{2}}$	$-\frac{1}{\sqrt{2}}$	$-1$	$\sqrt{2}$	$-\sqrt{2}$	$\sqrt{2}$

21.  $\frac{\pi}{6}$ ,  $\frac{5\pi}{6}$     23.  $\frac{3\pi}{6}$ ,  $\frac{7\pi}{6}$     25.  $\frac{2\pi}{3}$ ,  $\frac{4\pi}{3}$     27.  $\sin \frac{\pi}{4} = 0.7071$ ,  $\cos \frac{\pi}{4} = 0.7071$
29.  $\sin \frac{7\pi}{6} = -0.5$ ,  $\cos \frac{7\pi}{6} = -0.8660$     31. 1.6326, 2.6180    33. 3.1416    35.  $\sin 120^\circ = 0.8660$ ,  $\cos 120^\circ = -0.5$
37.  $\sin 75^\circ = 0.9659$ ,  $\cos 75^\circ = 0.2598$     39.  $2.17$ ,  $3.30^\circ$     41.  $43^\circ$ ,  $22.5^\circ$     43.  $\sin \theta = -\frac{2}{\sqrt{5}}$ ,  $\csc \theta = \frac{1}{\sqrt{5}}$ ,  $\tan \theta = -2$
45.  $\csc \theta = \frac{\sqrt{3}}{2}$ ,  $\sec \theta = \sqrt{3}$ ,  $\cot \theta = \frac{1}{2}$     47.  $\sin x = 0.8445$ ,  $\csc x = 1.1841$ ,  $\tan x = 1.3573$
49.  $\csc x = 1.1841$ ,  $\sec x = 1.508$ ,  $\cot x = 0.6131$     51.  $\pi$     53.  $\theta$     55.  $A = 5$     57.  $\frac{x}{2} = \frac{\pi}{6}$
59.  $\frac{1}{2}$ ; therefore in some argument is  $\frac{7\pi}{6}$  value is  $\frac{1}{2}$     61.  $-0.7071$     63.  $-0.6198$     65.  $1.4303$     67.
69.  $\frac{\pi}{2}$     71. cosecant and cotangent    73. No    75. Yes    77. No    79. No    81. Yes    83. No
85. The value of  $\cos r$  is undefined at  $r = 0$ . For values of  $r$  near 0,  $\cos r$  will be a large positive number. As  $r$  increases to  $\pi/2$ ,  $\cos r$  will decrease to 0.    87. The value of  $\sin r$  will decrease from 1 to 0.    89. See the Solution of Example 91.    91. a. Close to 0  
b. Close to  $\pi$     c. Close to 0    d. Becoming infinitely large    e. Close to 1    f. Becoming infinitely large    93. The shortest length of  $OE$  occurs when point  $E$  is at either  $\theta = 0$  or  $\theta = \pi$ , when this distance is the radius of the circle, or 1. For all other positions,  $OE$  is greater in length.
95. a.  $\frac{\pi}{3}$     b.  $\frac{\pi}{6}$     c.  $\frac{\pi}{3}$     d.  $\frac{\pi}{6}$     e.  $\frac{\pi}{3}$     f.  $\frac{\pi}{6}$     97.  $B = 45^\circ$ ,  $a = 24$ ,  $b = 27$     99.  $A = 58^\circ$ ,  $a = 750$ ,  $c = 850$
103.  $A = 35^\circ$ ,  $B = 26.7^\circ$ ,  $c = 41.5$     105.  $A = 44.7^\circ$ ,  $B = 43.2^\circ$ ,  $\theta = 4.41$

## PRACTICE SET 13.4

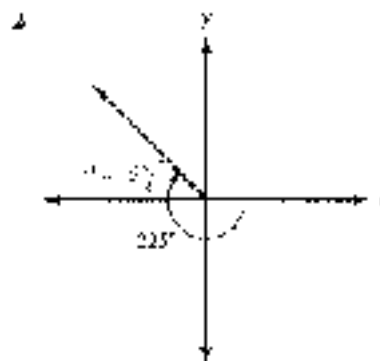
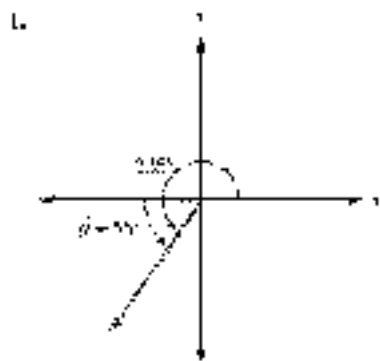
1. 6 in.    3. 2.25 in.    5.  $2\pi$  cm  $\approx 6.28$  cm    7.  $\frac{4\pi}{3}$  mm  $\approx 4.19$  mm    9.  $\frac{40\pi}{3}$  in.  $\approx 41.89$  in.    11. 2.03 cm
13. 0.450 mi    15.  $\frac{4\pi}{9}$  ft  $\approx 1.40$  ft    17. 35.0 feet    19. 1.92 radians,  $110^\circ$     21. 2.100 m.    23. 65.1 ft
25. 480 ft    27. a. 105 ft    b. 261 ft    c. 490 ft    29. 2.5 ft    31. 3 in.    33.  $\pi$  cm    35. 1 ft
37.  $\frac{16}{3\pi}$  km  $\approx 1.63$  km    39.  $9$  cm $^2$     41.  $69.21$  ft $^2$     43.  $\frac{3\pi}{20}$  m $^2$   $\approx 0.47$  ft $^2$     45.  $\frac{15\pi}{24}$  m $^2$   $\approx 3.27$  m $^2$     47.  $4$  ft $^2$
49. 2 cm    51.  $\frac{4}{\sqrt{3}}$  in.  $\approx 2.31$  in.    53.  $50\pi + 16$   $\approx 162.01$  ft $^2$     55.  $\frac{350\pi}{11}$  mm  $\approx 99.6$  mm    57. 60.0    59. 2.51 ft
61. 74.3    63. 45.3 ft    65. 113.9 radians  $\approx 6.518^\circ$     67. The sun is also about 440 times further away than the earth.

## PRACTICE SET 13.5

1.  $1.546^\circ$ /in.    3. 3 cm/sec    5.  $13$  m/hr    7. 40 ft    9. 72.5 in.    11. 5 m    13.  $\frac{2\pi}{3}$  rad/sec  $\approx 0.419$  rad/sec
15.  $\pi$  rad/min    17.  $\frac{5}{3}$  rad/sec  $\approx 2.67$  rad/sec    19.  $37.9\pi$  rad/hr  $\approx 118$  rad/hr
21.  $d = 150$  cm  $\frac{\pi}{2}$  when  $t = \frac{1}{2}$ ,  $d = 100$  ft when  $t = \frac{3}{2}$ ,  $d = -100$  ft when  $t = 1$ ,  $\pi$  is enclosed because the light rays are parallel to the wall.    23. 40 ft.    25.  $150\pi$  m  $\approx 471$  m    27. 4,800 ft    29.  $20\pi$  rad/min  $\approx 62.8$  rad/min
31.  $\frac{158\pi}{3}$  rad/min  $\approx 79$  rad/min    33.  $11.6\pi$  rad/hr  $\approx 36$  rad/hr    35. 10 in/sec.    37. 0.5 rad/sec
39.  $80\pi$  ft/min  $\approx 251$  ft/min    41.  $\frac{7}{2}$  rad/hr  $\approx 0.262$  rad/hr    43.  $300\pi$  ft/min  $\approx 942$  ft/min    45.  $9.55$  m/hr
47. 33.3 rpm    49. 5.85 ft/sec    51. 0.47 min/hr    53.  $h = 105 = 95.5 \cos\left(\frac{2\pi}{15}t\right)$

55. 381 radians (53.30 rad/hr)    57. 7 rpm    59. See the Solutions Manual    61. 18.8 km/hr    63. 10.3 mm  
 65. 30.8 rpm    67.  $|V_x| = 54.7$  ft/sec,  $|V_y| = 41.9$  ft/sec    69. 71.9 mi and 46.3 mi/min  
 71. See the Solutions Manual.

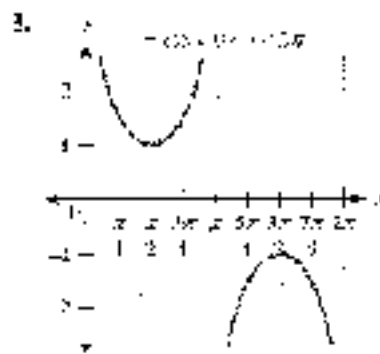
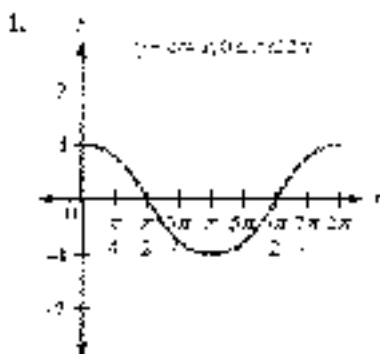
## CHAPTER 3 TEST


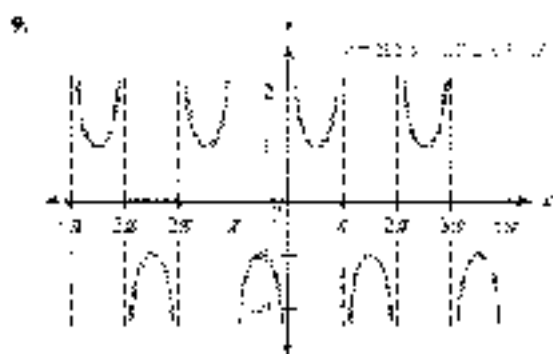
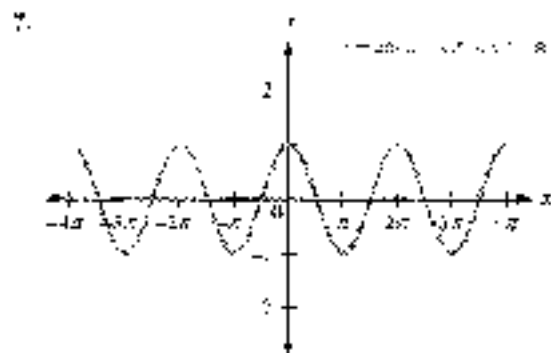
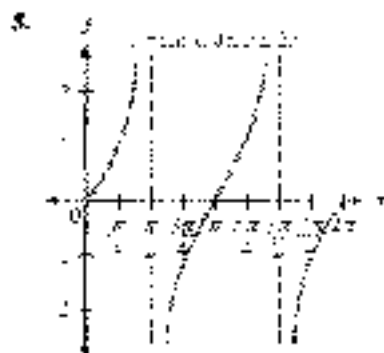


3. 1.1938    4. 1.1954    5. 1.2991    6. 1.7410    7. 2.5627    8.  $\frac{1}{\sqrt{2}}$   
 9.  $-\frac{1}{\sqrt{3}}$     10.  $\frac{25\pi}{18}$     11.  $125^\circ$     12.  $-\frac{1}{\sqrt{2}}$     13.  $-\frac{2}{\sqrt{3}}$     14.  $\sin t = \frac{7}{\sqrt{13}}$ ,  $\cos t = \frac{2}{\sqrt{13}}$ ,  $\tan t = \frac{7}{2}$   
 15. 4:    16. 0.2537    17. 5:    18. 0    19.  $2\pi$  or 6.2832    20. 4 cm    21. 0.8 cm  
 22.  $10\pi$  or 31.416    23.  $8\pi$     24. 72 in.    25. 0.5 rad/sec    26. 300 ft/min  
 27. 4 rad/sec for the 6-cm pulley and 3 rad/sec for the 3-cm pulley    28.  $2,700\pi$  (radians) or 8,481.00 min  
 29. 33.0 rpm    30. 41.6 km/hr

## CHAPTER 4

## PROBLEM SET 4.1

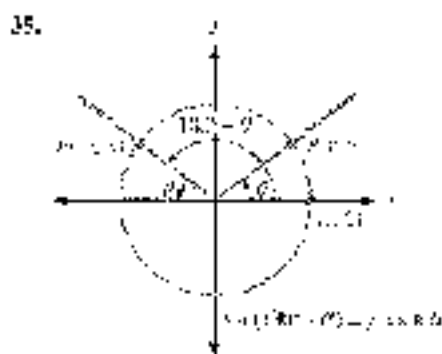




14.  $\frac{\pi}{2}, \frac{3\pi}{2}$     15.  $\frac{\pi}{2}$     17.  $0, \pi, 2\pi$     19.  $\frac{\pi}{2}$     21.  $\frac{\pi}{2}, \frac{3\pi}{2}$

23.  $0, \pi, 2\pi$     25.  $\frac{1}{2}$     27.  $\frac{\sqrt{3}}{2}$

29.  $\frac{1}{2}$     31.  $\frac{1}{\sqrt{2}}$     33.  $\frac{1}{3}$

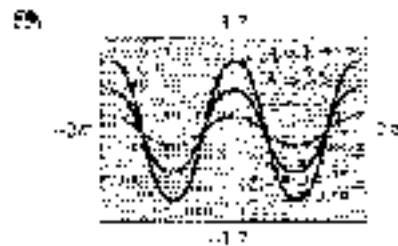


For Problems 36 through 47, solutions are given in the SOLUTIONS Manual.

42.  $40^\circ$     51.  $45^\circ$     53.  $10^\circ$     55.  $30^\circ$




The amplitude is increased.




The amplitude is decreased.



The graph is reflected in all the axes.

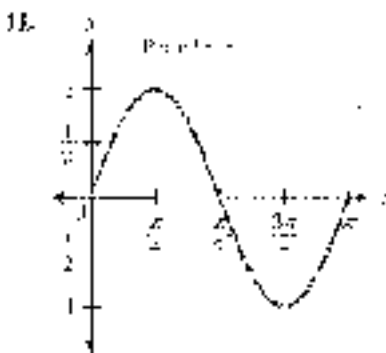
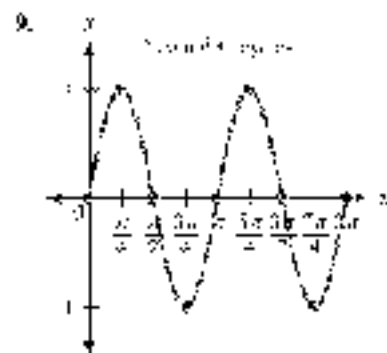
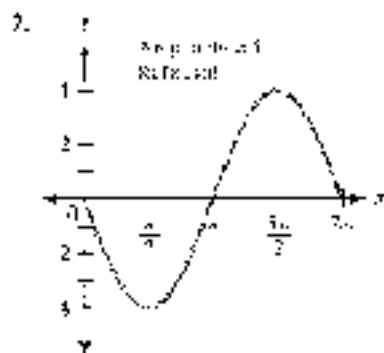
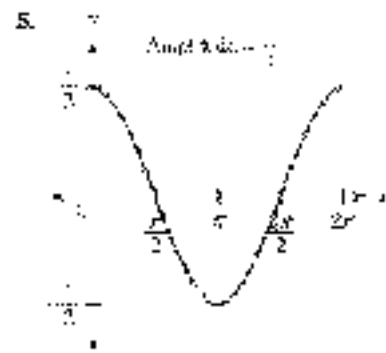
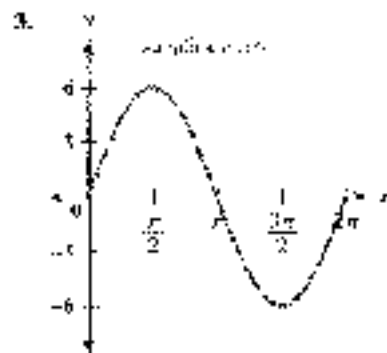
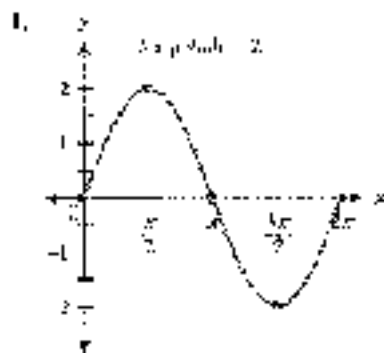


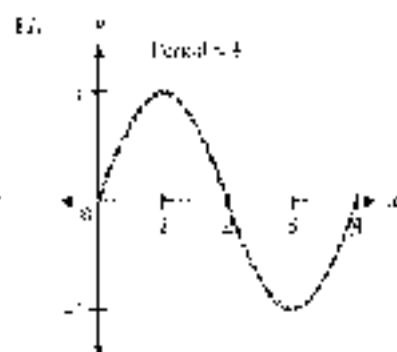
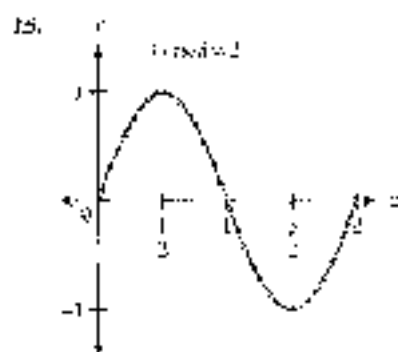
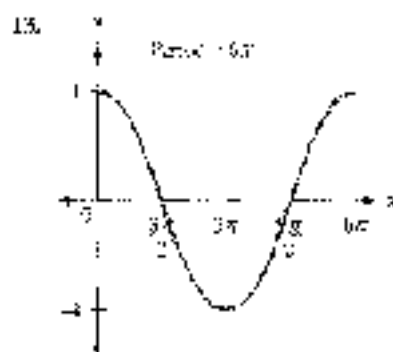
The period is halved.



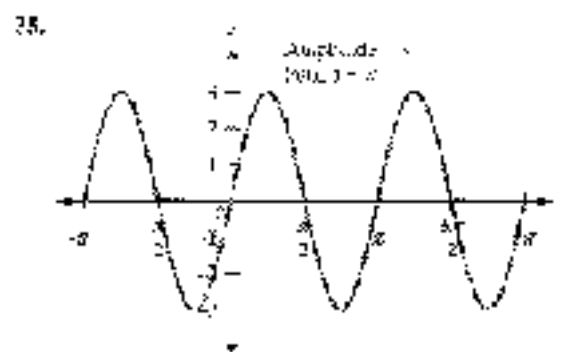
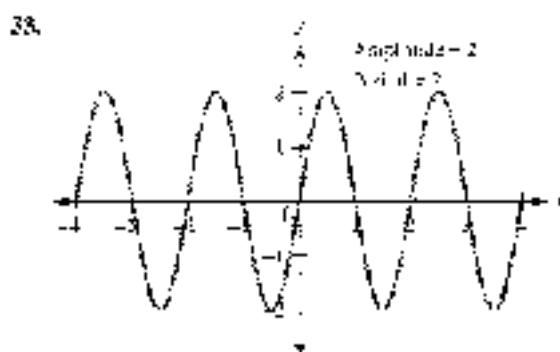
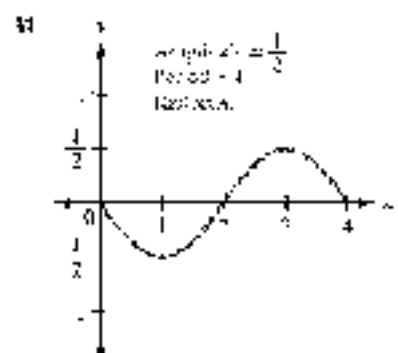
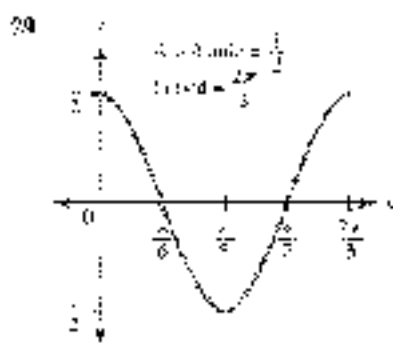
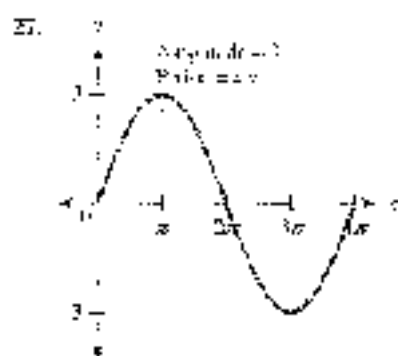
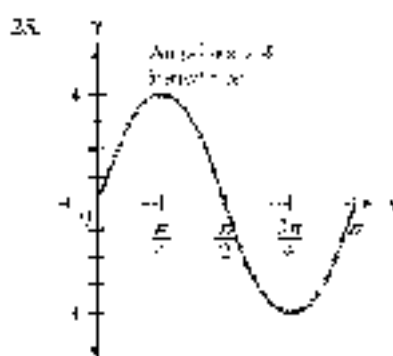
The period is doubled.

## PROBLEM SET 4.2

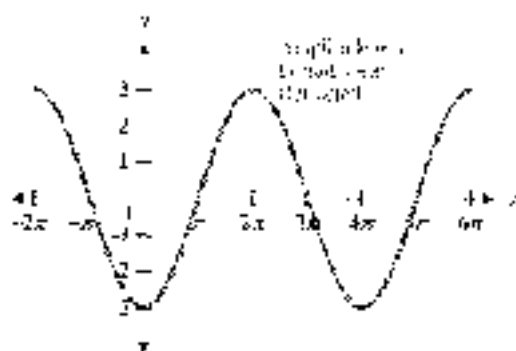


19. Amplitude = 3, period =  $\pi$ 

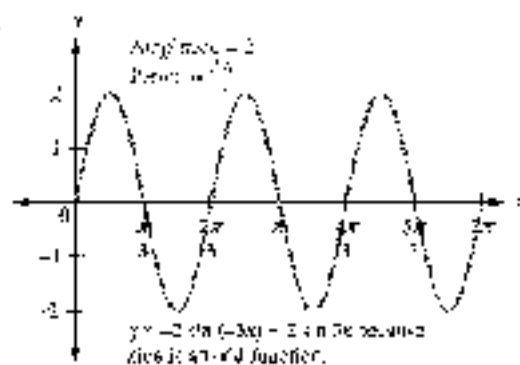
21. Amplitude = 3, period = 2

23. Amplitude = 3, period =  $\pi$ 

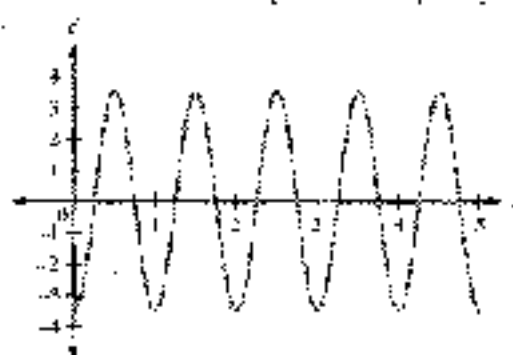
17.



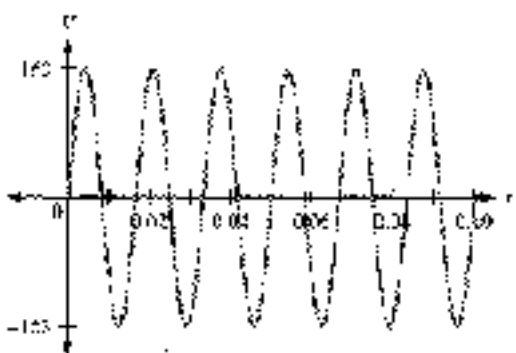
39.



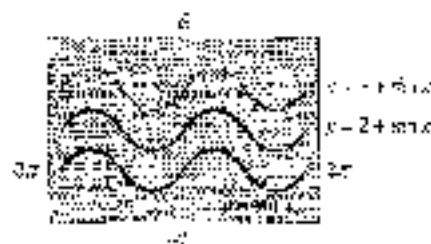
41. Maximum value is 7.5 seconds; minimum value is 1.5 seconds.

42. a.  $3.5$  centimeters      c.  $1$  second

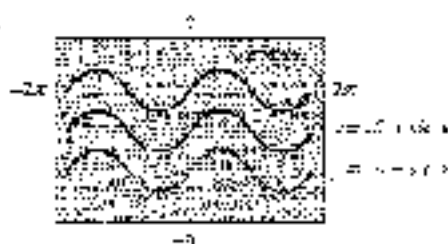
45.

47. 50 Hz    49. 0    51. 1    53.  $\frac{\sqrt{2}}{2}$     55.  $\frac{2}{3}$     57.  $\frac{\pi}{2}$     59.  $\frac{\pi}{3}$     61.  $\frac{5\pi}{6}$     63.  $\frac{5\pi}{4}$ 


65.

The graph is shifted  $k$  units upward.


67.

The graph is shifted  $k$  units upward.



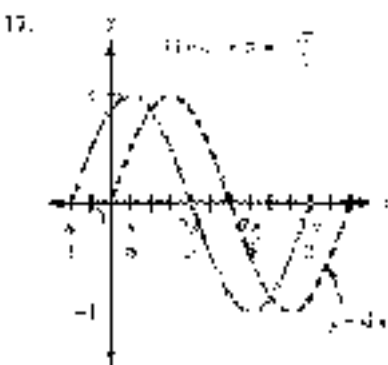
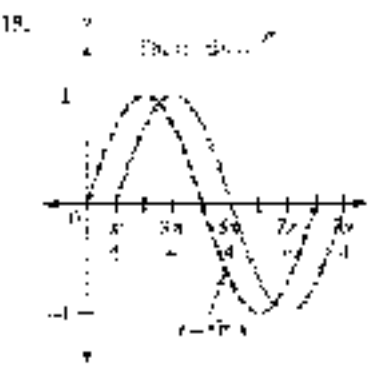
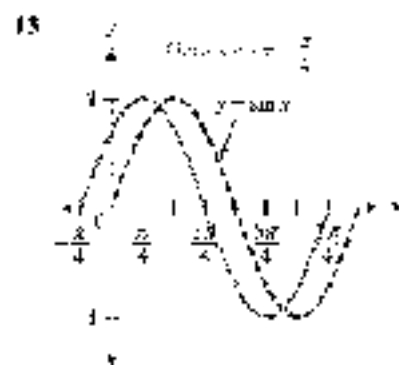
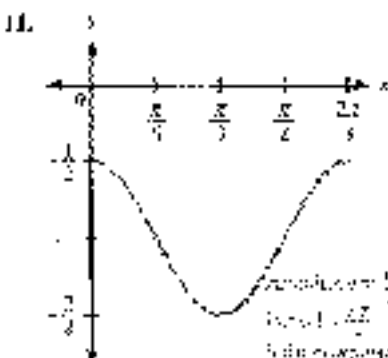
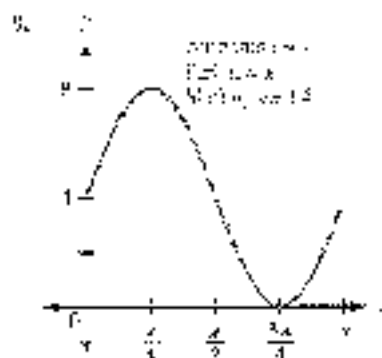
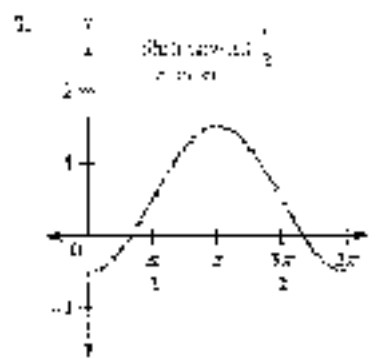
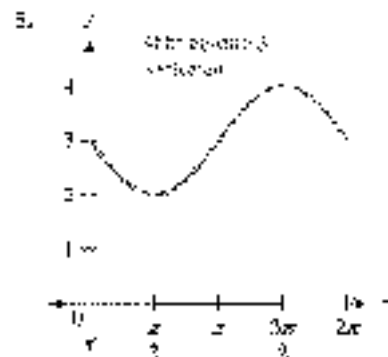
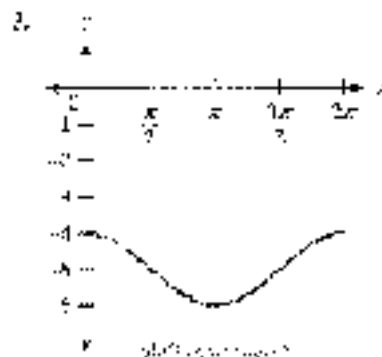
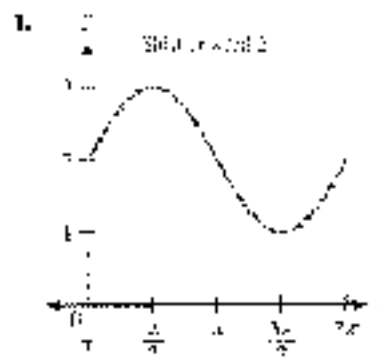


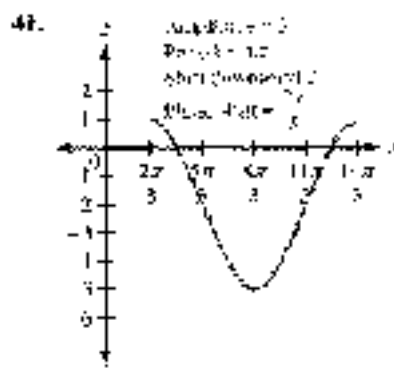
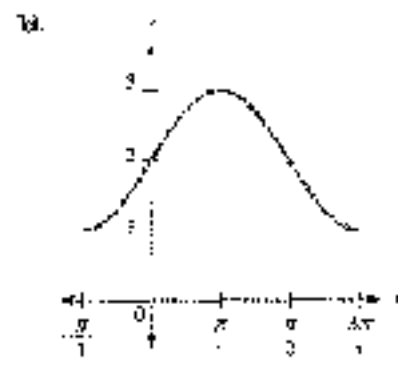
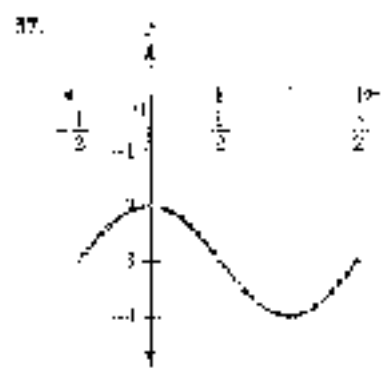
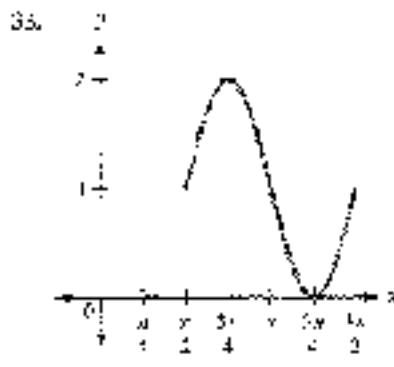
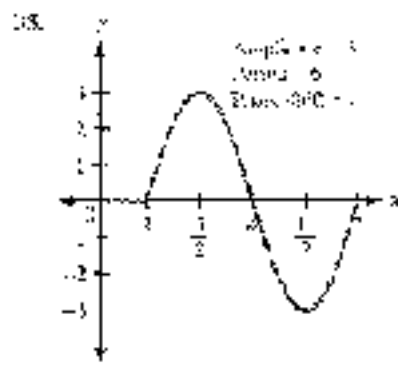
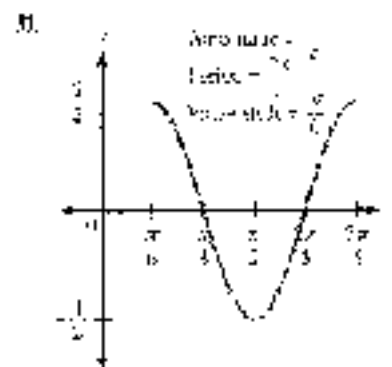
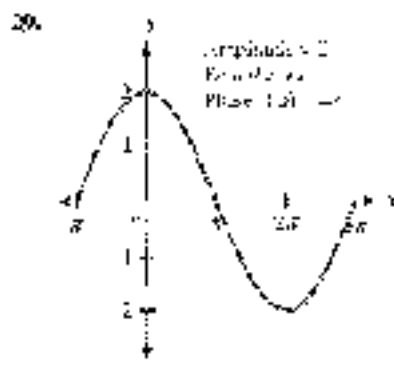
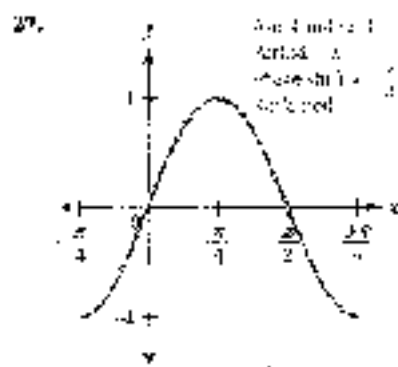
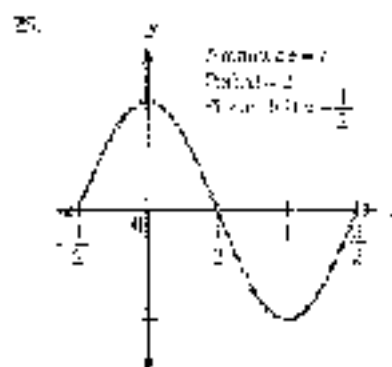
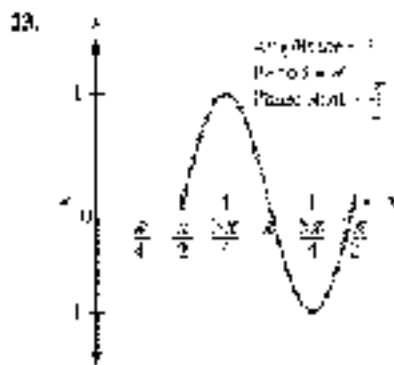
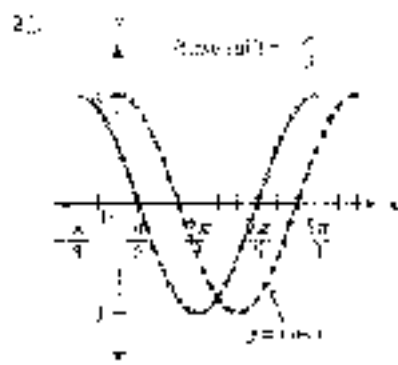
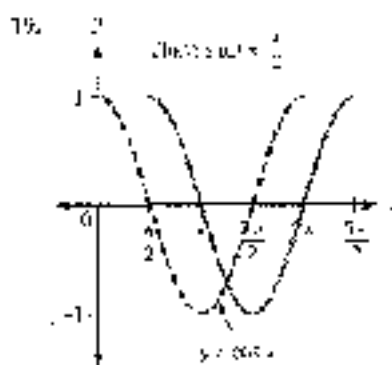
The graph is shifted  $\frac{\pi}{4}$  units to the right.

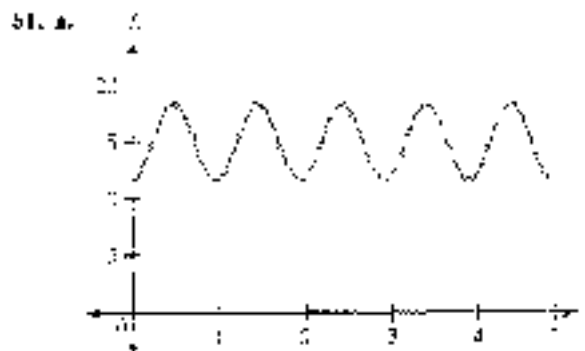
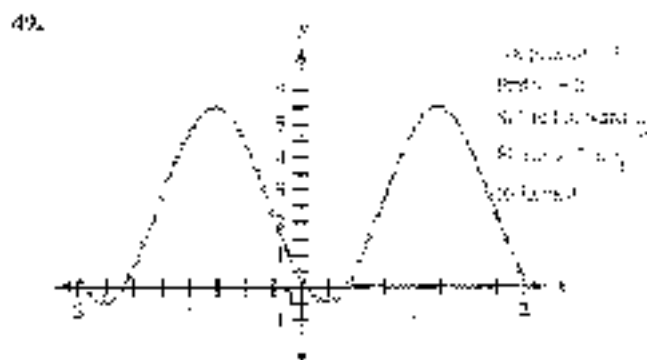
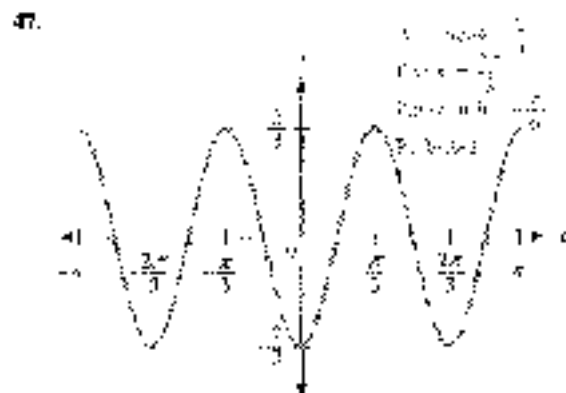
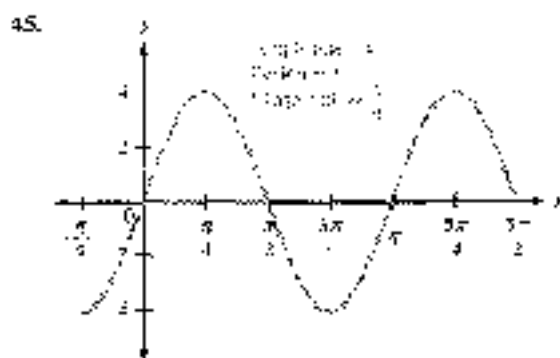
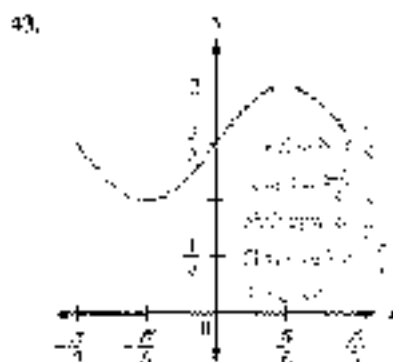


The graph is shifted  $\frac{\pi}{2}$  units to the left.

### PROBLEM SET 4.3

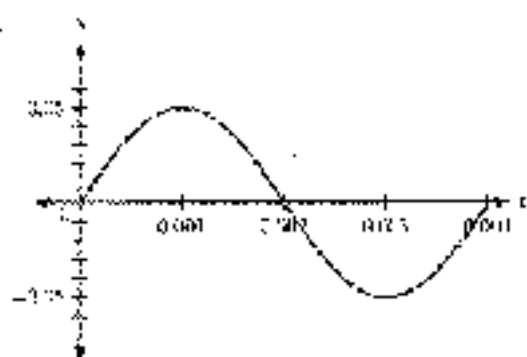






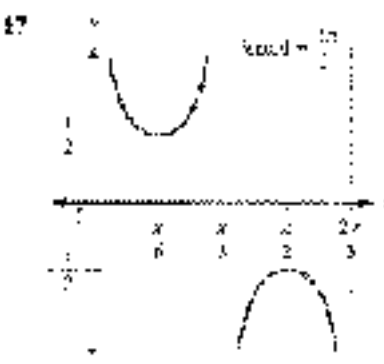
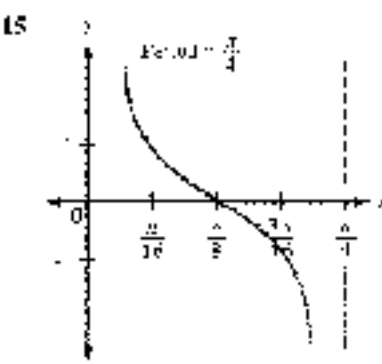
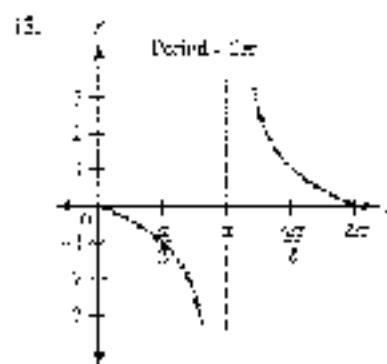
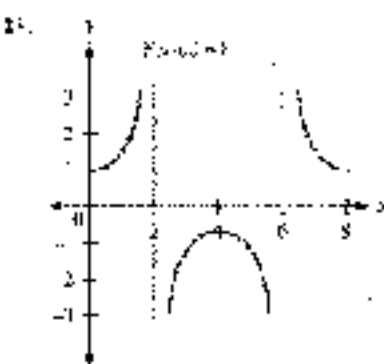
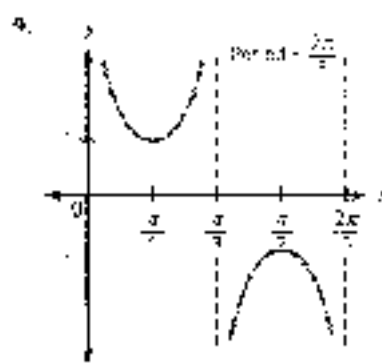
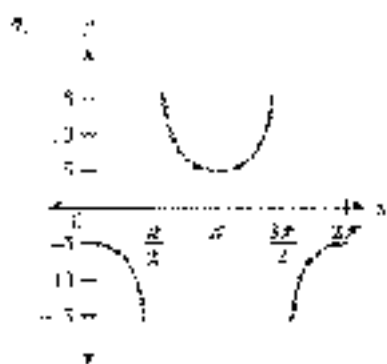
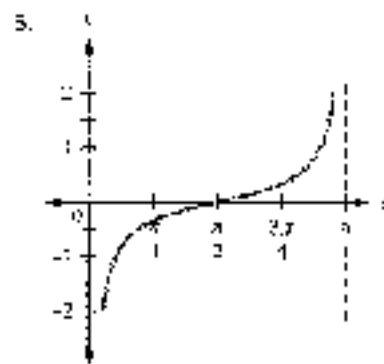
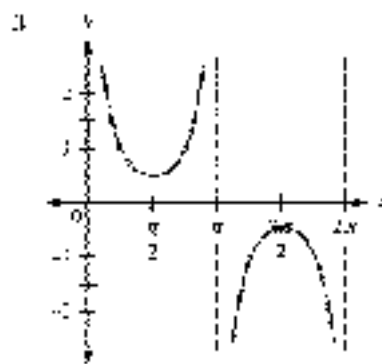
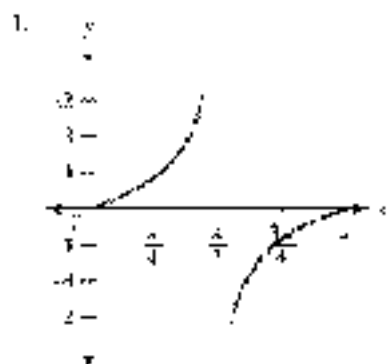
- b. 15 oscillations    c. 11.3 centimeters    d. 18.5 centimeters

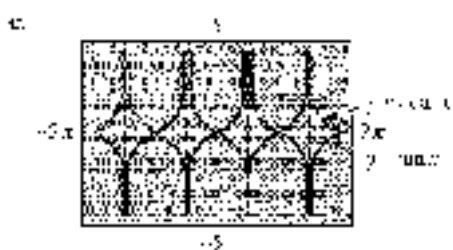
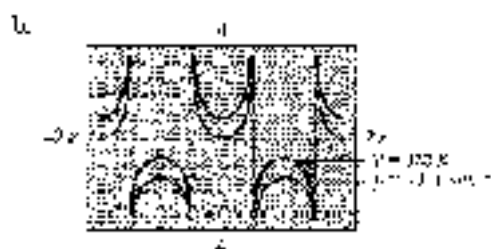

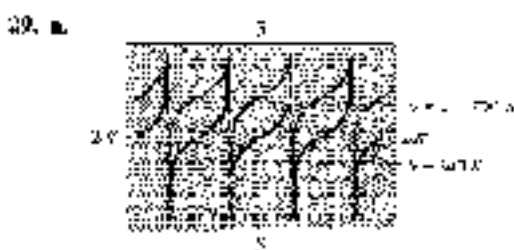
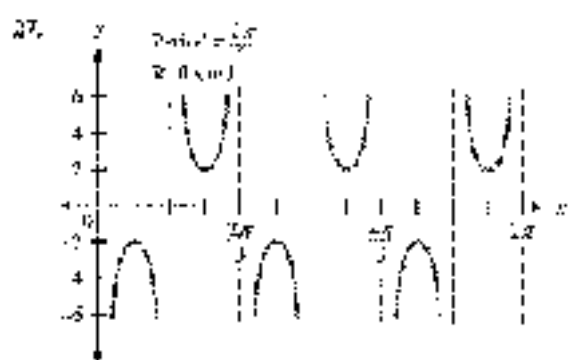
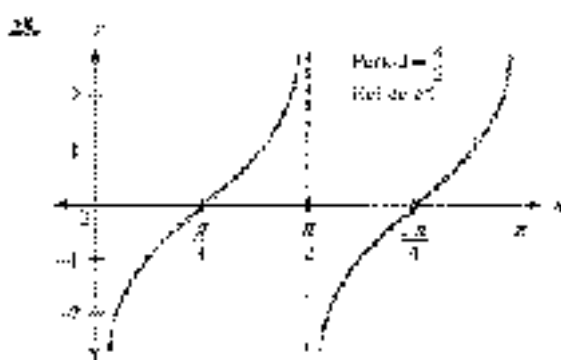
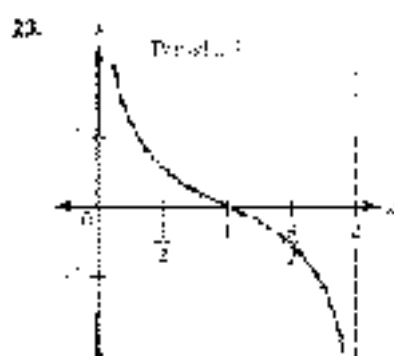
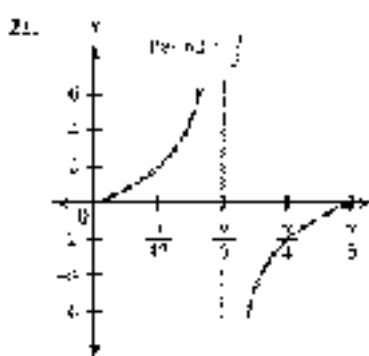
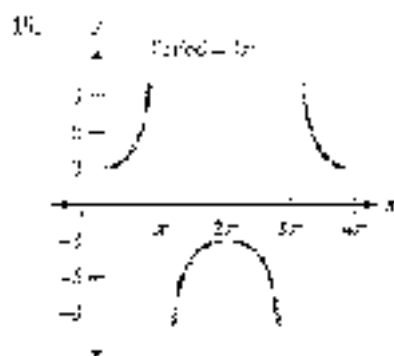
54. a.



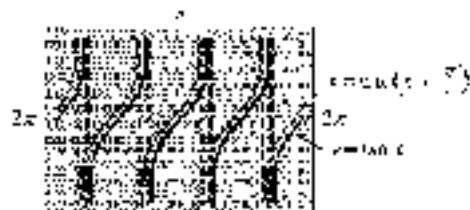
b.  $10\pi$     c.  $\frac{5\pi}{3}$  cm    d.  $2.5\pi$  or  $5.0$  cm    e.  $\frac{2}{3}$  or  $\frac{2}{3}$  in.

## PROBLEM SET 4.4






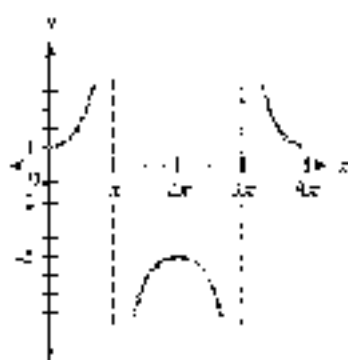
35. a.


 The graph is shifted  $\frac{\pi}{2}$  to the right.

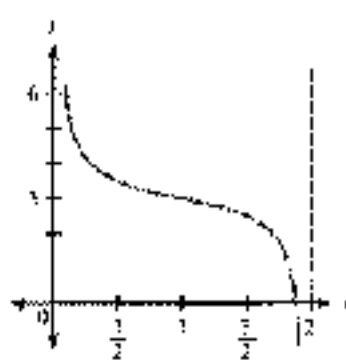
b.


 The graph is shifted  $\frac{\pi}{2}$  to the right.

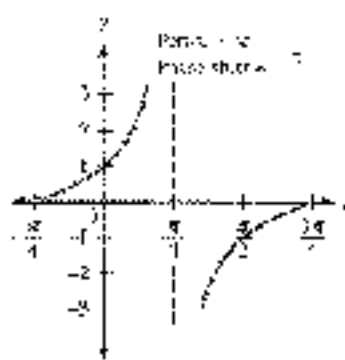
36.



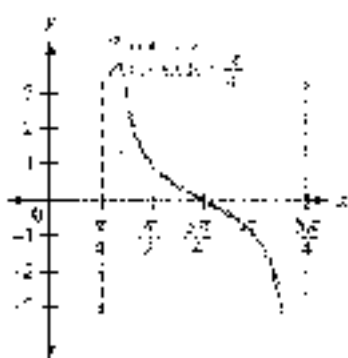
37.



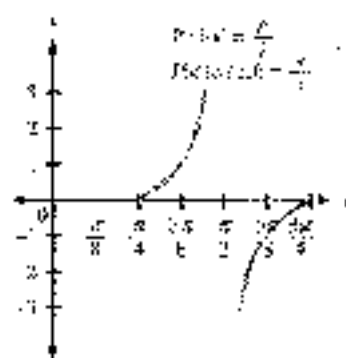
38.



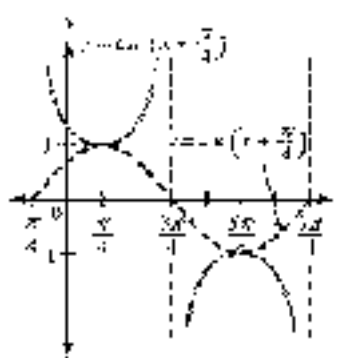
41.



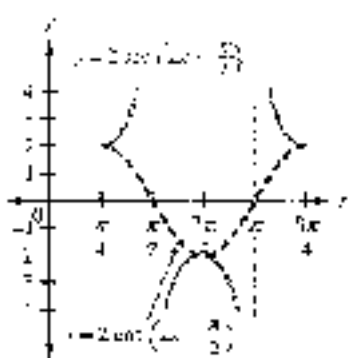
43.



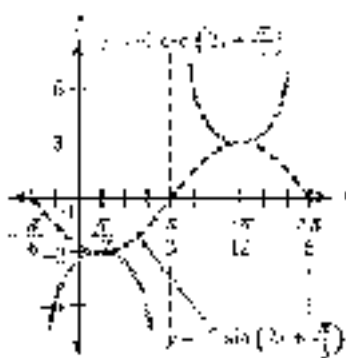
45.



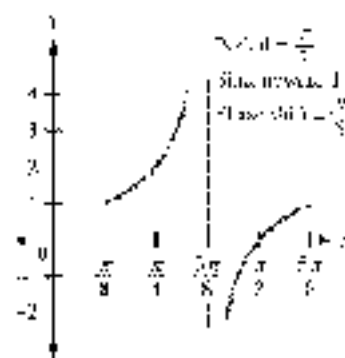
47.

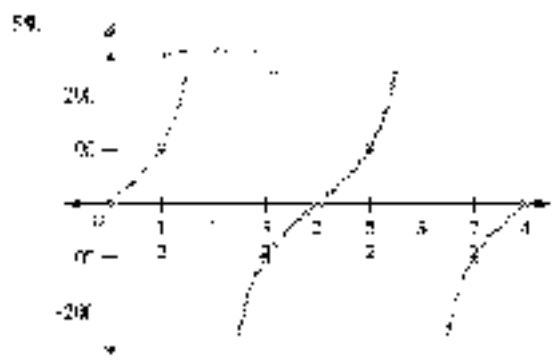
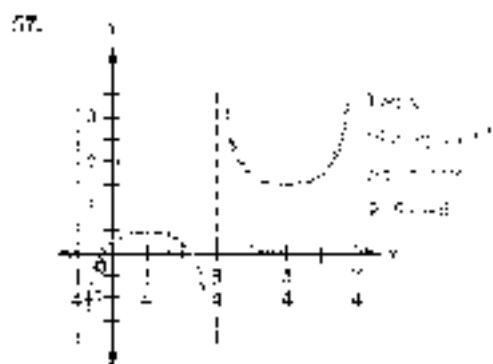

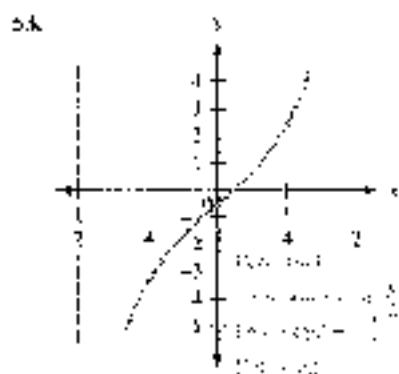


49.



51.





61. 48    63.  $2x + 2$     65. -18.861    67. -2.4661    69. -1.7919

**PROBLEMS 70-74**

1.  $y = \frac{1}{2}x + 1$     3.  $y = 2x + 3$

The Problems 5-10 of 74 are give one possible equation (other answers are possible)

5.  $y = \sin x$     7.  $y = 2 \cos x$     9.  $y = -2 \cos x$     11.  $y = \sin 3x$     13.  $y = 2 \cos 3x$

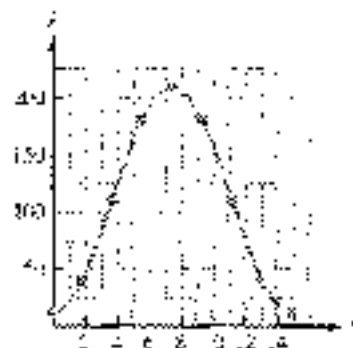
17.  $y = 4 \sin x$     19.  $y = -4 \sin x$     21.  $y = 2 - 4 \cos x$     23.  $y = 3 \cos\left(2x + \frac{\pi}{2}\right)$

25.  $y = -2 \cos\left(3x - \frac{\pi}{2}\right)$     27.  $y = -3 + 3 \sin(2x)$     29.  $y = 2 - 2 \cos\left(3x + \frac{\pi}{3}\right)$     31.  $y = 5 \cos\left(\frac{6x}{5} + \frac{\pi}{5}\right)$

33.

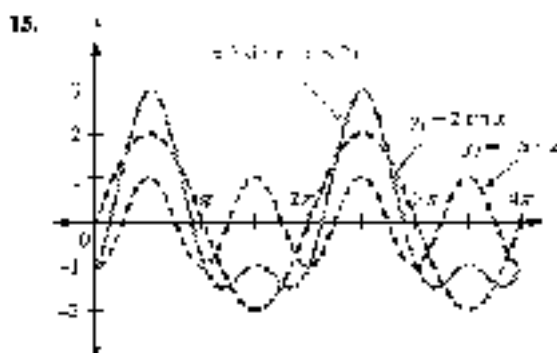
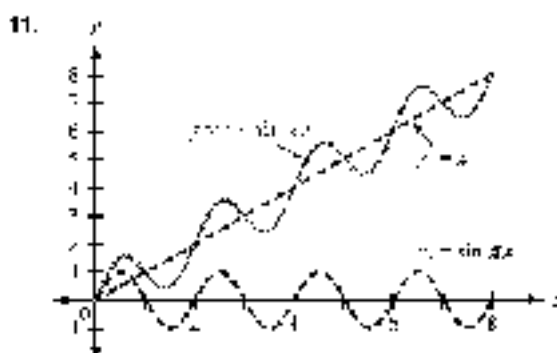
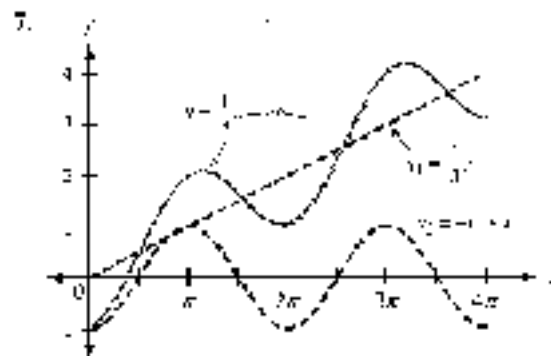
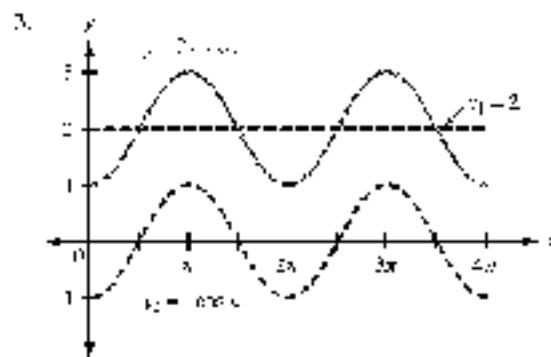
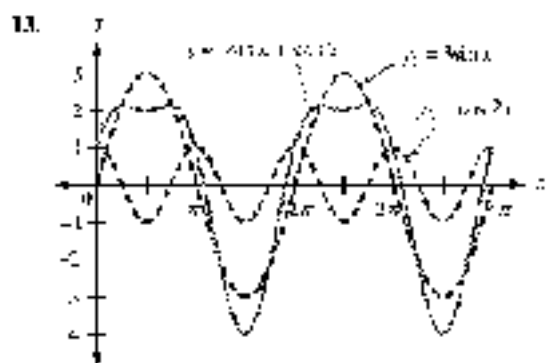
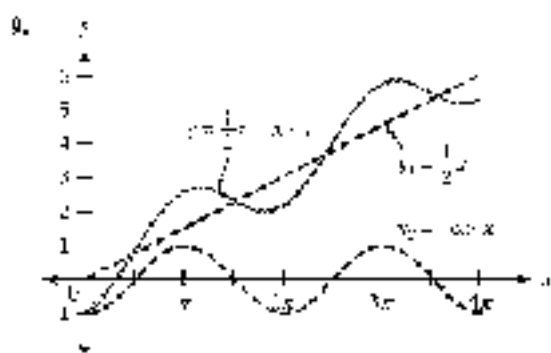
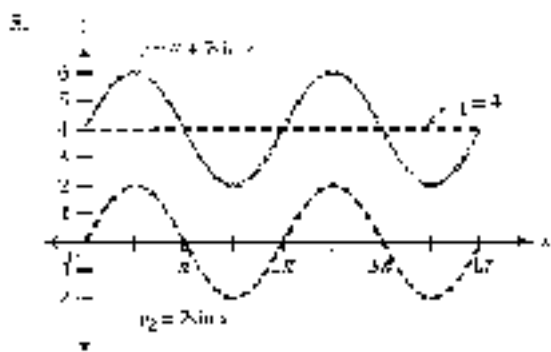
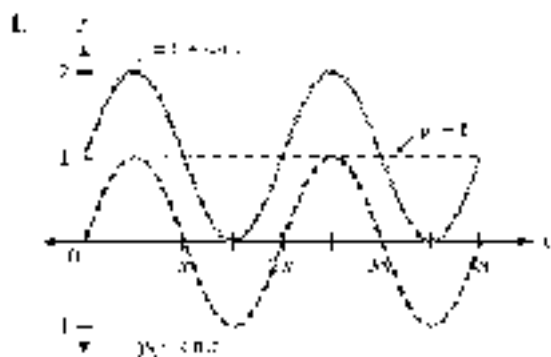
$t$ (min)	$S$ (ft)
0	12
1.875	42.8
3.75	110.9
5.625	180.2
7.5	209
9.375	180.2
11.25	110.9
13.125	42.8
15	12

$S = 30.5 + 90.5 \cos\left(\frac{4\pi}{15}t\right)$

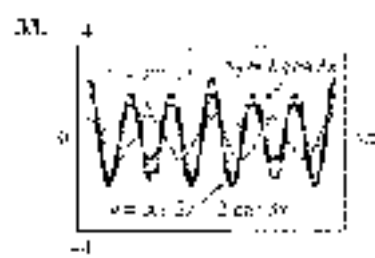
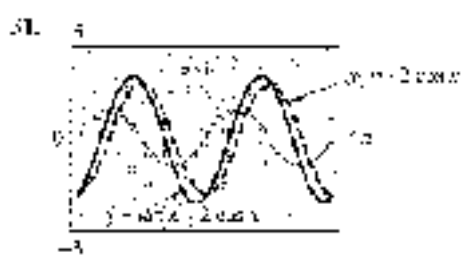


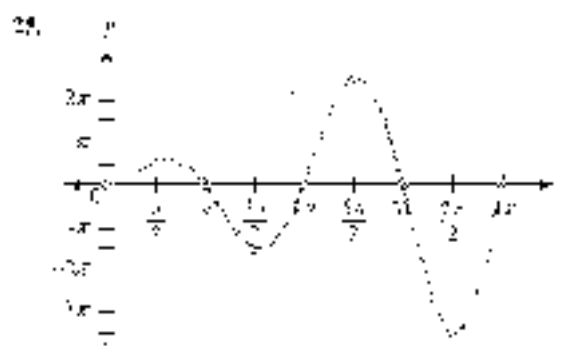
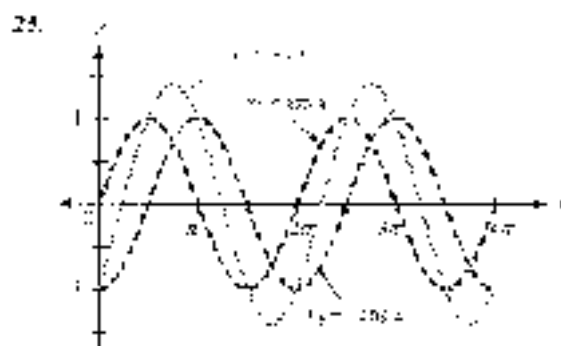
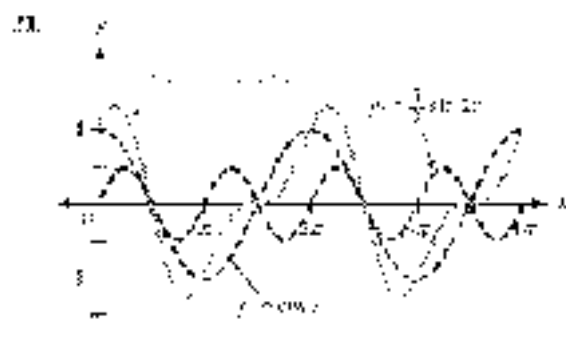
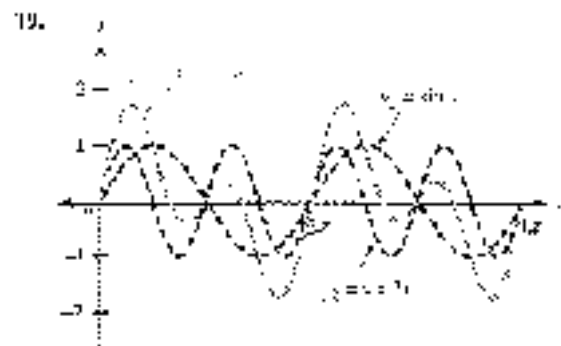




35. Answers will vary. 37. Answers will vary. 39.  $3\pi^2$  41.  $5\pi^2$  43.  $8\pi^2$   
 45. 1.118 47. 2.053 49. 25.2

## PROBLEM SET 4.6

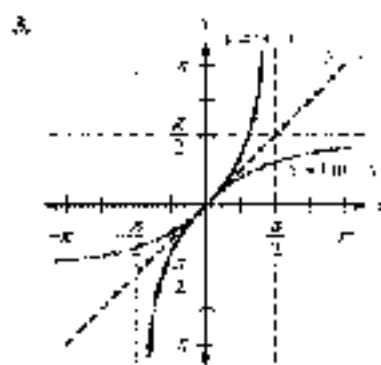
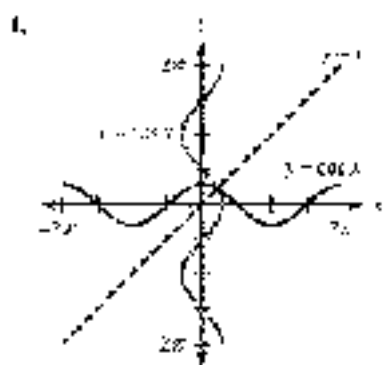




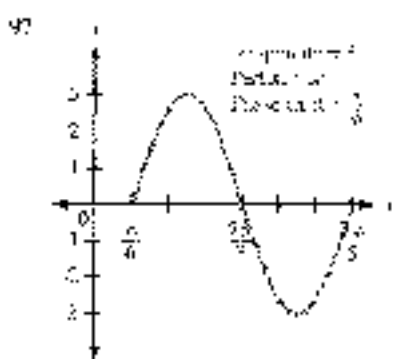
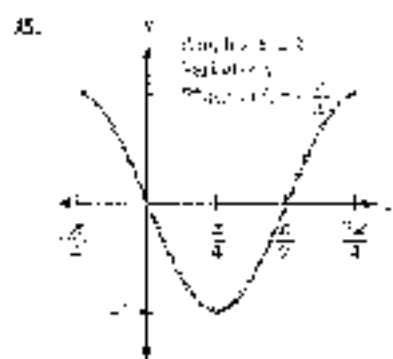
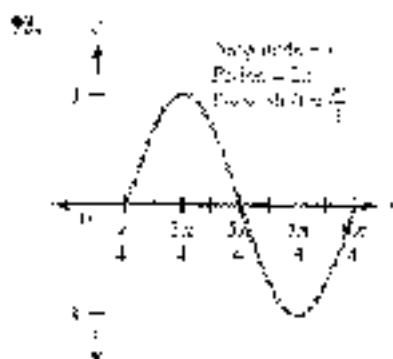
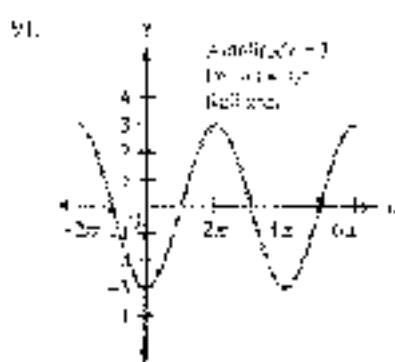
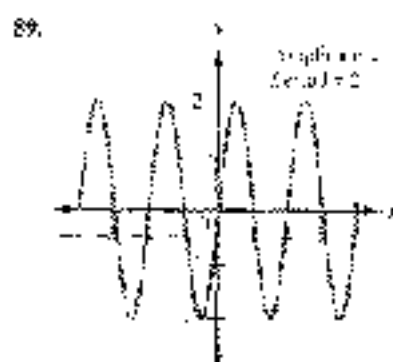
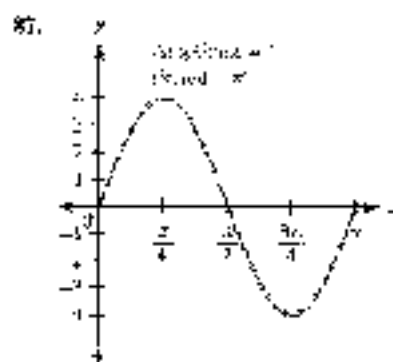




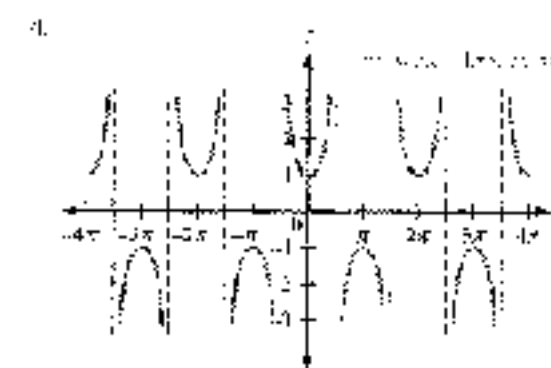
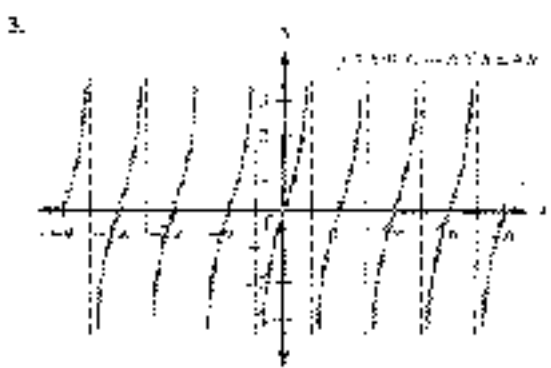
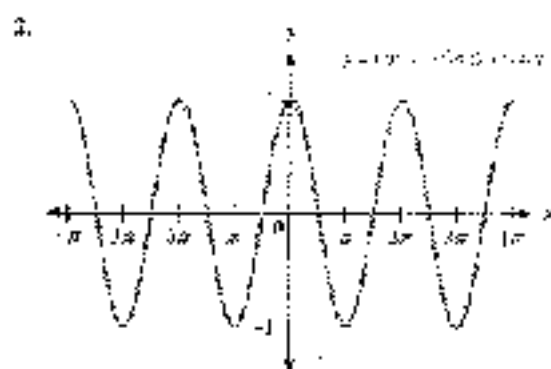
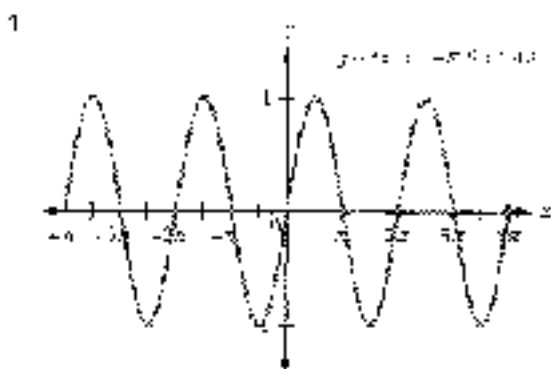
37.  $\frac{1}{2}$  ft/sec    39. 1,200 ft    41. 180 mi    43. 47.1 mi/sec    45. -0.01 mi

**PROBLEM SET 4.7**


5.  $\frac{\pi}{2}$     9.  $\pi$     13.  $\frac{\pi}{5}$     17. 0
25.  $\frac{\pi}{6}$     29.  $20^\circ$     33.  $17.6^\circ$     37.  $51.7^\circ$
39. a.  $-30^\circ$     b.  $60^\circ$     c.  $45^\circ$     41. a.  $-45^\circ$     b.  $30^\circ$     c.  $-20^\circ$     43.  $24.05^\circ$     45.  $\frac{\pi}{3}$
47.  $\frac{1}{2}$     49.  $\frac{1}{2}$     51.  $45^\circ$     53.  $\frac{\pi}{3}$     55.  $120^\circ$     57.  $\frac{\pi}{4}$     59.  $45^\circ$     61.  $-\frac{\pi}{6}$
63.  $\frac{4}{5}$     65.  $\frac{1}{2}$     67.  $\sqrt{3}$     69.  $\frac{\sqrt{3}}{2}$     71.  $\frac{1}{2}$     73.  $\frac{1}{2}$     75.  $\frac{1}{2}$     77.  $\sqrt{1-\frac{1}{2}}$
79.  $\frac{x}{\sqrt{x^2+1}}$     81.  $\frac{\sqrt{x^2-1}}{x}$     83.  $x$     85. 1,370 miles

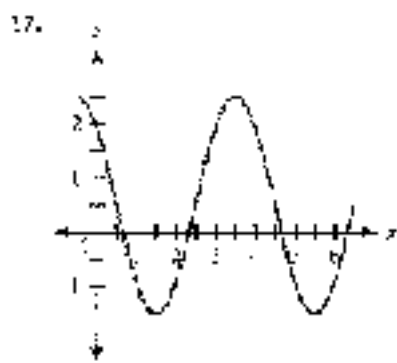
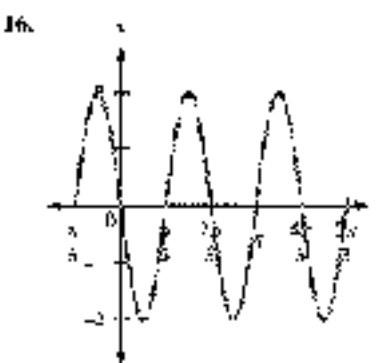
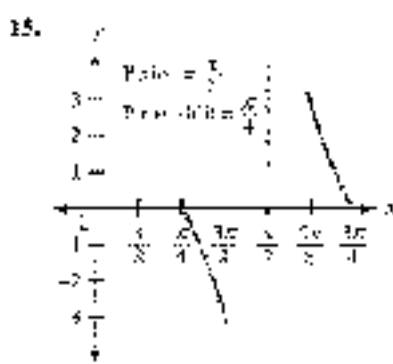
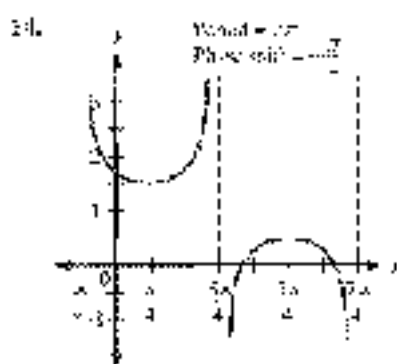
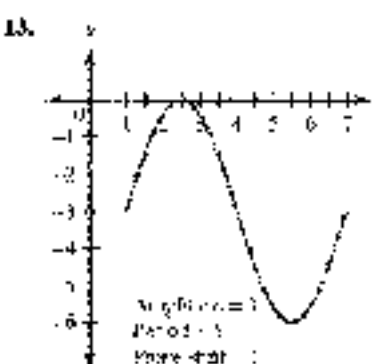
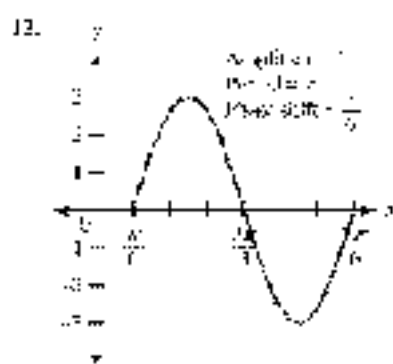
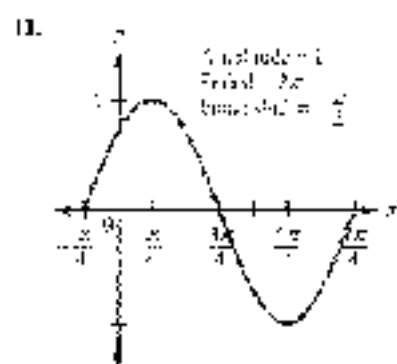
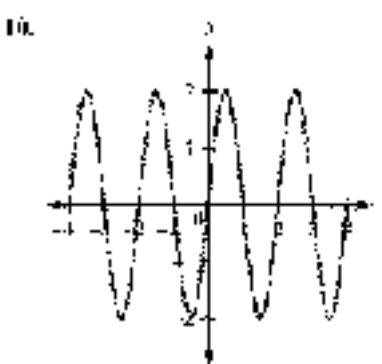
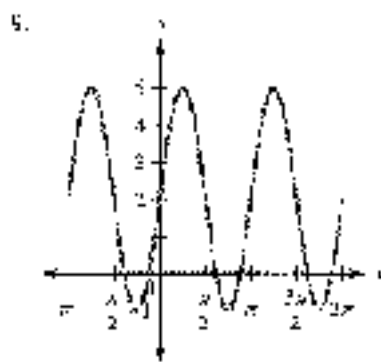
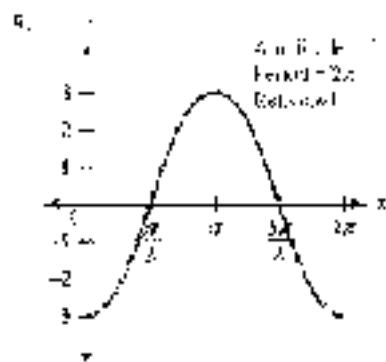
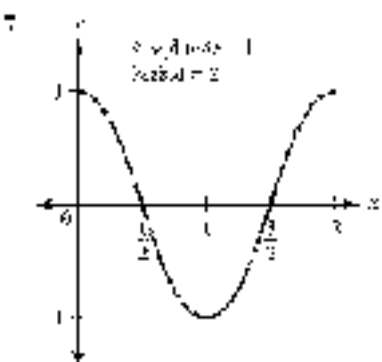


## CHAPTER 6 TEST



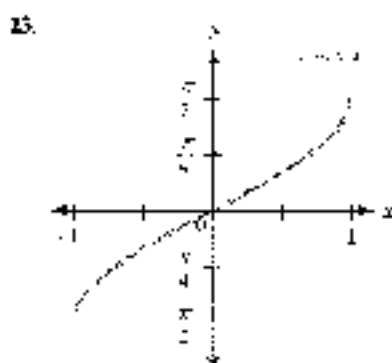



5. Begin by writing  $\cos(-\theta) = \cos(\theta)$  and  $\sin(-\theta) = -\sin(\theta)$ .

6. First we add and subtract  $\theta$  to write everything in terms of  $\theta$  instead.





$$18. y = 2 \sin \left( \frac{1}{3}x + \frac{\pi}{3} \right) \quad 19. y = \frac{1}{2} + \frac{3}{2} \sin \frac{\pi}{2}x$$



$$24. \frac{\pi}{6} \quad 25. -\frac{\pi}{4} \quad 26. 56.3^\circ \quad 27. -59.7^\circ$$

$$28. \frac{\sqrt{5}}{2} \quad 29. \frac{\pi}{3} \quad 30. \sqrt{1-x^2}$$

## CHAPTER 5

### PROBLEM SET 5.1

In some of the problems in the beginning of this problem set we will give the complete proof. Remember, however, that there is often more than one way to prove an identity. You may have your own proof for an identity. As the problem set progresses we will give hints or even suggest the proof instead of the complete proof. Solutions to problems not shown are given in the Solutions Manual.

$$1. \cos \theta \csc \theta = \cos \theta \cdot \frac{\sin \theta}{\sin \theta} \quad 9. \cos \theta \csc \theta = (\sin \theta)^{-1} = \cos \theta \sin \theta^{-1} = \cos \theta \csc \theta$$

$$= 1 > 0$$

$$= \cos \theta \cdot \frac{1}{\sin \theta} = \cos \theta \csc \theta$$

$$= \frac{\cos \theta}{\sin \theta} + \sin \theta$$

$$= \cot \theta + \sin \theta$$

$$\begin{aligned}
 17. \frac{\cos^2 t - \sin^4 t}{\sin^2 t} &= \frac{(\cos^2 t + \sin^2 t)(\cos^2 t - \sin^2 t)}{\sin^2 t} \\
 &= \frac{2\cos^2 t - \sin^2 t}{\sin^2 t} \\
 &= \frac{\cos^2 t - \sin^2 t}{\sin^2 t} \\
 &= \cot^2 t - 1
 \end{aligned}$$

19. Write the numerator on the right side as  $1 - \sin^2 t$  and then factor it.

25. Factor the left side and then write it in terms of  $\sin t$  and  $\cos t$ .

27. Change the left side to sines and cosines and then add the resulting fractions.

33. See Example 5 in this section.

37. Rewrite the left side in terms of  $\cos t$  and then simplify.

67.  $\theta = -\frac{\pi}{2}$  is one possible answer.      69.  $\theta = 0$  is one possible answer.

71.  $\theta = \frac{\pi}{4}$  is one possible answer.

Note: For Problems 71–79, when the equation is an identity, let  $y = 0$ ; it is given in the Solutions Manual.

73. Is an identity.      75. Not an identity;  $x = -0.3$  is one possible counterexample.

77. Not an identity;  $A = -0.6$  is one possible counterexample.      79. Is an identity.

81. See the solutions Manual.      83.  $\cos A = \frac{4}{5}$ ,  $\tan A = \frac{3}{4}$       85.  $\frac{\sqrt{3}}{2}$

87.  $\frac{\sqrt{2}}{2}$       89.  $15^\circ$       91.  $1.5^\circ$       93. See the solutions Manual.

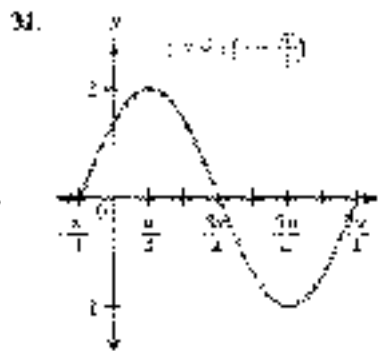
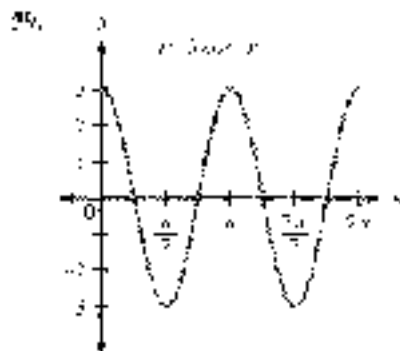
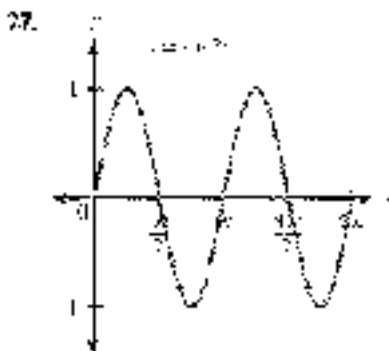
#### PROBLEMS SET 6.2

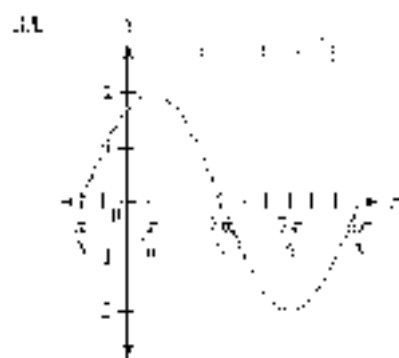
$$1. \frac{\sqrt{6}}{4} \quad \frac{\sqrt{2}}{4} \quad 2. \frac{\sqrt{6}}{\sqrt{6}} \cdot \frac{\sqrt{2}}{\sqrt{2}} = 2 = \sqrt{6} \quad 3. \frac{\sqrt{6}}{4} \cdot \frac{\sqrt{2}}{4} \quad 4. \frac{\sqrt{2}}{4} \cdot \frac{\sqrt{6}}{4}$$

$$\begin{aligned}
 9. \sin(\pi - \theta) &= \sin \theta \cos \theta = \cos \theta \sin \theta \\
 \sin(\pi) &= \cos \sin(0) \\
 &= \sin \theta
 \end{aligned}$$

For Problems 11–9, put the  $x$  in Problems 9. For each, the left side and simplify. Solutions are given in the Solutions Manual.

$$21. \sin \theta \quad 23. \cos \theta \quad 25. \cos 5\theta = 2$$



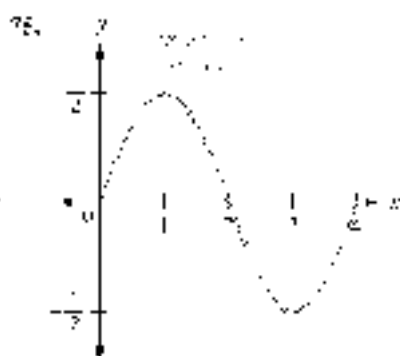
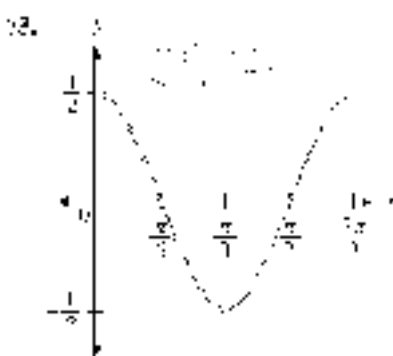
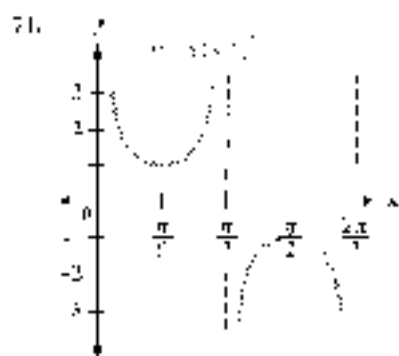
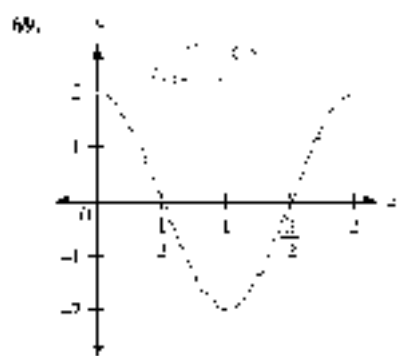
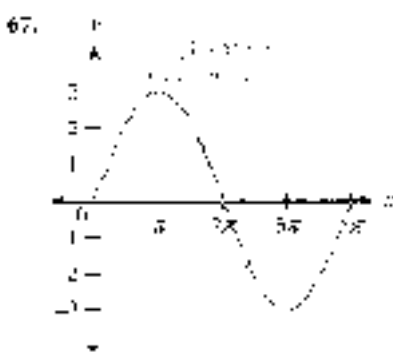
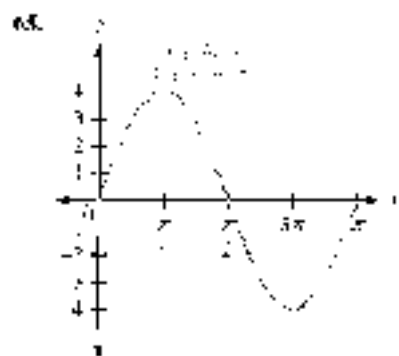


35.  $-\frac{16}{63} \cdot \frac{50}{63} = -\frac{800}{3969}$     37.  $\frac{1}{2}$     39. 1    40.  $\sin 2x = 2 \sin x \cos x$

For Problems 34–57, solutions are given in the SOLUTION MANUAL.

Notes: For Problems 58–63, when the equation is an identity, the proof is given in the SOLUTION MANUAL.

59. Is an identity.    61. Not an identity.  $\gamma = 0$ , see possible counterexamples.    63. Is an identity.

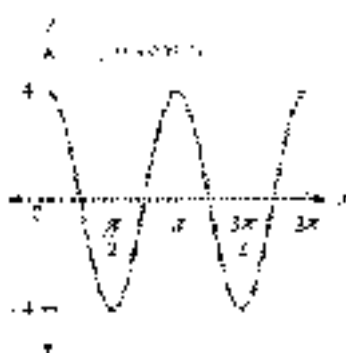


Answers to Selected Odd-Numbered Exercises

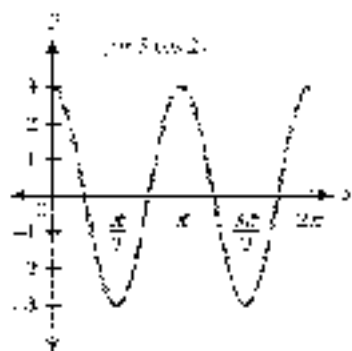
1.  $\frac{12}{25}$     3.  $\frac{24}{7}$     5.  $-\frac{1}{5}$     7.  $\frac{4}{3}$     9.  $\frac{120}{179}$   
 11.  $\frac{100}{120}$     13.  $\frac{3}{5}$     15.  $\frac{7}{3}$



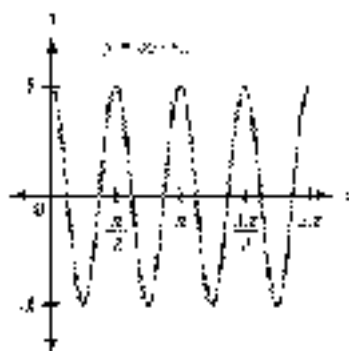
$$17. y = 4 + 8 \cos^2 x \\ = 4(1 + 2 \cos^2 x) \\ = 4 \cos 2x$$



$$19. y = 3 \cos 2x$$



$$31. y = 2 \cos 4x$$



For Problems 23 and 25, use the Squeeze Theorem.

$$27. \frac{2\pi}{7} \quad 29. \frac{1}{2} \quad 31. \frac{\sqrt{2}}{2} \quad 33. \frac{1}{4} \quad 35. \frac{1}{5}$$

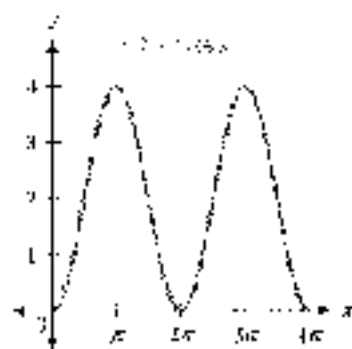
For Problems 47–51, solutions are given in the Solutions Manual.

48. Use Theorems 55–59, when the equation is an identity, the proof is given in the Solutions Manual.

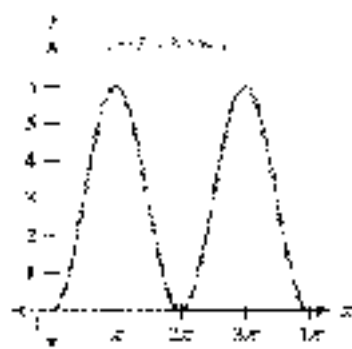
53. Is an identity. 57. Not an identity;  $x = \pi/2$  is one possible counterexample. 59. Is an identity.

$$61. \frac{1}{2} \left( \sin \frac{x}{3} + \frac{5x}{x^2 + 25} \right) \quad 62. \frac{1}{2} \left( \sin^{-1} \frac{x}{3} + \frac{x\sqrt{9-x^2}}{3} \right)$$

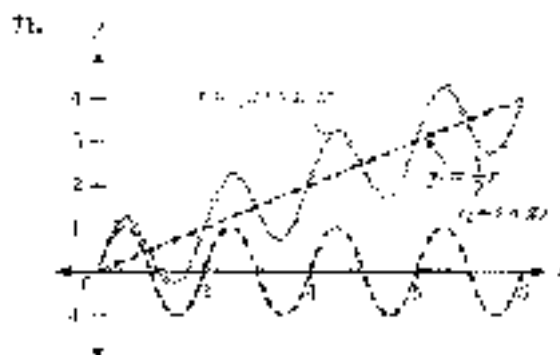
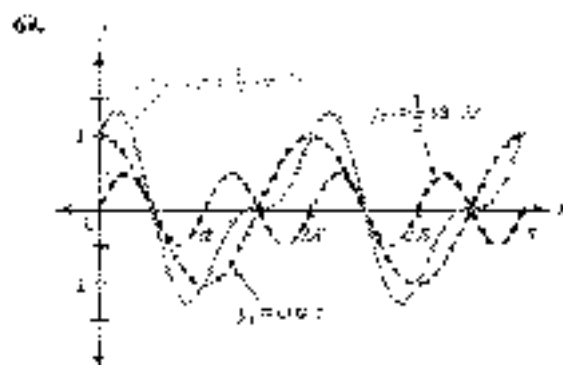
$$65. y = 2 + 3 \cos x$$



$$67. y = 2 + 3 \cos 2x$$





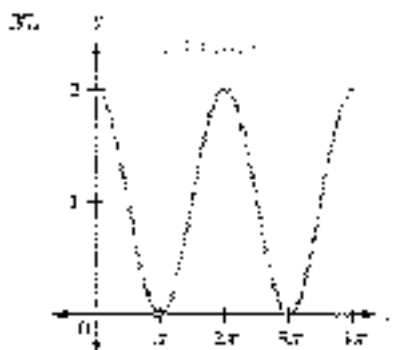
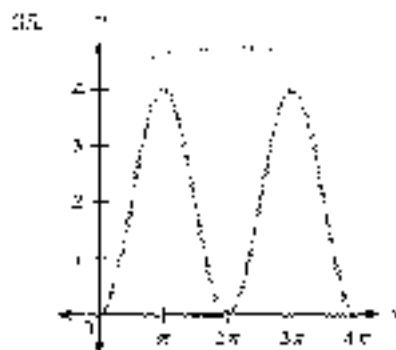


## PROBLEM SET 8.4

1. OE    3. OE    5. Positive    7. False    9.  $\frac{1}{2}$     11. 1    13.  $-\frac{1}{\sqrt{10}}$

15.  $-\sqrt{10}$     17.  $\sqrt{\frac{3+2\sqrt{2}}{5}}$     19.  $-\sqrt{\frac{3-2\sqrt{2}}{5}}$     21.  $-2-2\sqrt{2}$

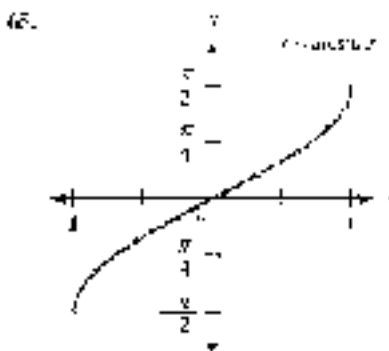
23.  $\frac{2}{\sqrt{5}}$     25.  $\frac{7}{25}$     27.  $\frac{38}{7}$     29.  $\frac{3}{\sqrt{10}}$     31.  $\frac{7}{12}$     33. 2



39.  $\frac{\sqrt{2} + \sqrt{3}}{2}$     41.  $\frac{\sqrt{2} - \sqrt{3}}{2}$     43.  $\frac{\sqrt{2} - \sqrt{3}}{2}$

For Problems 45–55, use the definitions of arctan.

57.  $\frac{2}{3}$     59.  $\frac{1}{\sqrt{2}}$     61.  $\frac{e}{\sqrt{e^2+1}}$     63.  $\frac{e}{\sqrt{e^2-1}}$



67. See the Solutions Manual.

## PROBLEM SET 8.5

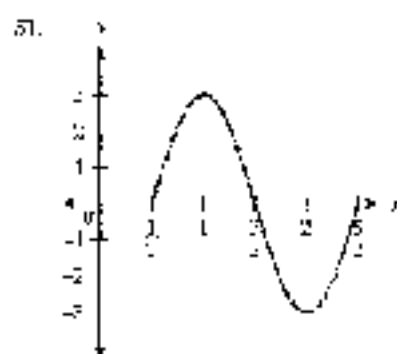
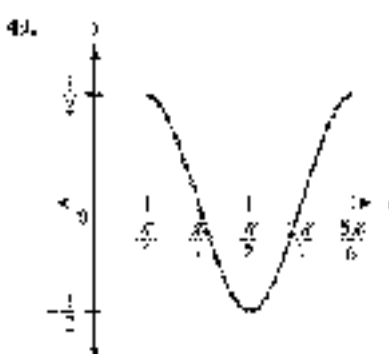
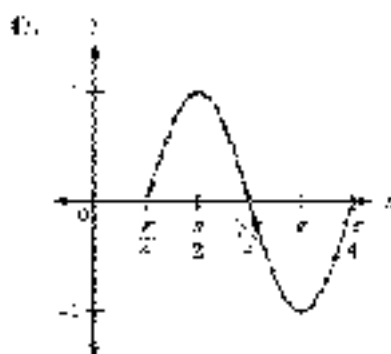
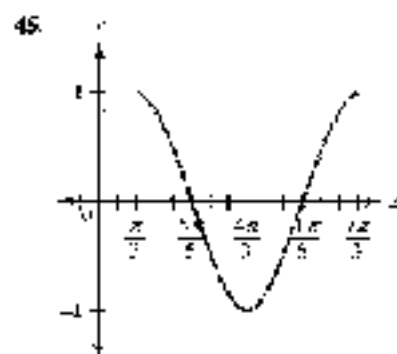
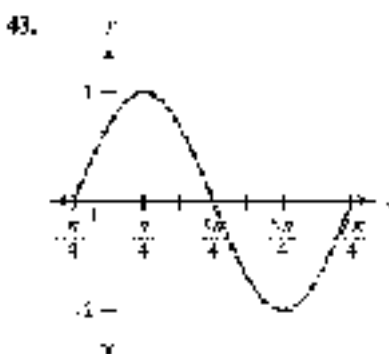
1.  $-\frac{1}{\sqrt{5}}$     3.  $\frac{2\sqrt{3}-1}{2\sqrt{5}}$     5.  $\frac{1}{f}$     7.  $-\frac{5}{13}$     9.  $\frac{1}{\sqrt{1-x^2}}$     11.  $\frac{\sqrt{5-x^2}}{x}$     13.  $2\sqrt{1-x^2}$     15.  $2x^2 - 1$

17.  $\frac{\sqrt{x^2-4x+8}}{2}$     19. See the Solutions Manual.    21.  $\sin(\sin^{-1} x)$     23.  $\frac{1}{2}(\cos 11x + \cos 6x)$

25.  $\frac{1}{2}(\sin 9^\circ + \sin 39^\circ) = \frac{3}{4}$     27.  $\frac{1}{2}(\cos 2\pi - \cos 6\pi) = 0$     29. See the Solutions Manual.

31.  $2 \sin 5^\circ \cos 3^\circ$     33.  $2 \cos 30^\circ \cos 15^\circ = \sqrt{3} \cos 15^\circ$     35.  $2 \cos \frac{\pi}{3} \sin \frac{\pi}{4} = \frac{\sqrt{2}}{2}$

For Problems 37–41, use the Solutions Manual.





### CHAPTER 5 (P. 1153)

For Problems 1–9, use the Solution Manual.

10–16 For Problems 11 and 12, when the formula is an identity, the proof is given in the Solution Manual.

11. No identity    12. No identity,  $\theta = \frac{\pi}{4}$  is not possible because  $\sin \theta > 1$     13.  $\frac{63}{65}$     14.  $-\frac{56}{65}$   
 15.  $-\frac{119}{169}$     16.  $\frac{1}{\sqrt{10}}$

17–24 For Problems 17–18, give all exact solutions possible depending on the identity used.

17.  $\frac{\sqrt{6} + \sqrt{2}}{4}$     18.  $\frac{\sqrt{3} - 1}{\sqrt{3} + 1}$     19.  $\sin 9x$     20.  $\sin 90^\circ = 1$     21.  $\frac{2}{3} = \frac{6 \pm 3\sqrt{3}}{6}$   
 22.  $\frac{3}{2}\sqrt{\frac{10 + \sqrt{10}}{2}}$     23. 1    24.  $+\frac{\sqrt{3}}{2}$     25.  $\frac{1}{2\sqrt{3}}$     26.  $\frac{1}{2\sqrt{3}}$     27.  $1 - \cos^2$     28.  $2x\sqrt{1-x^2}$   
 29.  $\frac{1}{2}(\cos 2x - \cos 10x)$     30.  $2 \cos 45^\circ \cos (-35^\circ) = \frac{\sqrt{2}}{2}$

## CHAPTER 6

### PROBLEMS 1–10 (P. 11)

1. a.  $30^\circ + 300^\circ, 150^\circ + 300^\circ$     b.  $30^\circ, 150^\circ$     3. a.  $40^\circ + 320^\circ, 160^\circ + 320^\circ$     b.  $40^\circ, 160^\circ$   
 5. a.  $135^\circ + 180^\circ k$     b.  $135^\circ, 315^\circ$     7. a.  $\frac{\pi}{3}, 2\pi k, \frac{5\pi}{3}, 2\pi k$     b.  $\frac{\pi}{3}, \frac{2\pi}{3}$   
 9. a.  $\frac{\pi}{6} + 2\pi k, -\frac{11\pi}{6} + 2\pi k$     b.  $\frac{\pi}{6}, \frac{11\pi}{6}$     11. a.  $\frac{3\pi}{2}, 2\pi k$     b.  $\frac{3\pi}{2}$   
 13. a.  $43.0^\circ + 360^\circ k, 131.4^\circ + 360^\circ k$     b.  $43.0^\circ, 131.4^\circ$     15. a. 0    b. 3  
 17. a.  $228.6^\circ + 360^\circ k, 311.4^\circ + 360^\circ k$     b.  $228.6^\circ, 311.4^\circ$     19. a.  $\frac{\pi}{6}, 2\pi k, \frac{7\pi}{6}, 2\pi k$     b.  $\frac{\pi}{6}, \frac{5\pi}{6}$   
 21. a.  $\pi k, \frac{\pi}{2} + \pi k$     b.  $0, \frac{\pi}{2}, \pi, \frac{3\pi}{2}$     23. a.  $\pi k, \frac{2\pi}{3} + 2\pi k, \frac{4\pi}{3} + 2\pi k$     b.  $\frac{2\pi}{3}, \pi, \frac{4\pi}{3}$   
 25. a.  $\frac{\pi}{2} + 2\pi k, \frac{7\pi}{6} + 2\pi k, \frac{11\pi}{6} + 2\pi k$     b.  $\frac{\pi}{2}, \frac{7\pi}{6}, \frac{11\pi}{6}$   
 27. a.  $130^\circ + 360^\circ k, 150^\circ + 360^\circ k, 230^\circ + 360^\circ k, 240^\circ + 360^\circ k$     b.  $130^\circ, 150^\circ, 230^\circ, 240^\circ$   
 29. a.  $6^\circ + 360^\circ k, 60^\circ + 360^\circ k, 120^\circ + 360^\circ k$     b.  $6^\circ, 60^\circ, 120^\circ, 180^\circ$   
 31. a.  $139^\circ + 360^\circ k, 210^\circ + 360^\circ k$     b.  $139^\circ, 210^\circ$   
 33. a.  $201.5^\circ + 360^\circ k, 338.5^\circ + 360^\circ k$     b.  $201.5^\circ, 338.5^\circ$   
 35. a.  $51.5^\circ + 360^\circ k, 308.5^\circ + 360^\circ k$     b.  $51.5^\circ, 308.5^\circ$   
 37. a.  $172^\circ + 360^\circ k, 368^\circ + 360^\circ k$     b.  $170^\circ, 160.5^\circ$   
 39.  $22^\circ + 360^\circ k, 80^\circ + 360^\circ k$     41.  $0^\circ + 360^\circ k, 120^\circ + 360^\circ k$     13.  $\frac{7\pi}{9} + 2\pi k, \frac{13\pi}{9} + 2\pi k$   
 45.  $\frac{7\pi}{9} + 2\pi k, \frac{5\pi}{9} + 2\pi k$



65. Problems 45–60, see the answer to the corresponding problem.

66.  $t = -t^2 + 35t$     67. 1,426.0    68. 15.7°    69.  $\sin 7.4 = 2 \sin 4 \cos 4$     70.  $\cos 5.4 = 2 \cos^2 4 - 1$

71.  $\frac{1}{\sqrt{2}} \sin t + \frac{1}{\sqrt{2}} \cos t$     72.  $\frac{\sqrt{3}t - \sqrt{2}}{4}$     73. See the Solutions Manual.

### PROBLEM SET 6.2

1.  $30^\circ, 330^\circ$     3.  $225^\circ, 315^\circ$     5.  $45^\circ, 135^\circ, 225^\circ, 315^\circ$     7.  $30^\circ, 150^\circ$     9.  $30^\circ, 90^\circ, 150^\circ, 270^\circ$     11.  $60^\circ, 180^\circ, 300^\circ$

13.  $\frac{7\pi}{6}, \frac{5\pi}{6}, \frac{11\pi}{6}$     15.  $0, \frac{2\pi}{3}, \frac{4\pi}{3}$     17.  $\frac{\pi}{2}, \frac{7\pi}{6}, \frac{11\pi}{6}$     19.  $\frac{\pi}{3}, \frac{5\pi}{3}$     21.  $\frac{2\pi}{3}, \frac{4\pi}{3}$     23.  $\frac{\pi}{4}$     25.  $30^\circ, 90^\circ$

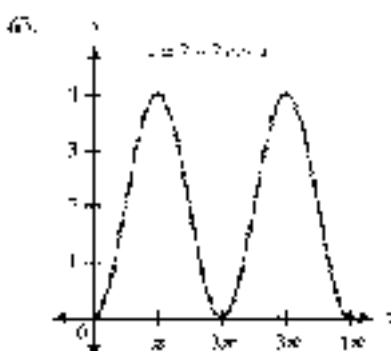
27.  $30^\circ, 150^\circ$     29.  $60^\circ, 500^\circ$     31.  $120^\circ, 30^\circ$     33.  $110^\circ, 330^\circ$     35.  $35.9^\circ, 148.7^\circ, 313.8^\circ, 323.1^\circ$

37.  $36.9^\circ, 143.1^\circ, 216.9^\circ, 323.1^\circ$     39.  $22.3^\circ + 360^\circ k, 31.5^\circ + 360^\circ k$     41.  $\frac{1}{2} + 2k\pi$     43.  $130^\circ + 360^\circ k, 130^\circ + 360^\circ k$

45. See the Solutions Manual.    47.  $68.5^\circ, 291.5^\circ$     49.  $318.2^\circ, 321.8^\circ$     51.  $73.0^\circ, 287.0^\circ$     53.  $0.3620, 2.1351$

55.  $3.4402, 5.9756$     57.  $0.1560, 1.9917$     59.  $\frac{11 - \sqrt{5}}{\sqrt{6}}$     61.  $\frac{1}{\sqrt{3} - \sqrt{5}}$     63.  $\frac{1}{2}$

65.  $\frac{\sqrt{2}}{2}, \frac{\sqrt{5}}{2}$



### PROBLEM SET 6.3

1.  $30^\circ, 60^\circ, 210^\circ, 240^\circ$     3.  $67.5^\circ, 137.5^\circ, 292.5^\circ, 335.5^\circ$     5.  $60^\circ, 150^\circ, 300^\circ$     7.  $\frac{\pi}{8}, \frac{5\pi}{8}, \frac{9\pi}{8}, \frac{11\pi}{8}$     9.  $\frac{\pi}{3}, \frac{2\pi}{3}, \frac{5\pi}{3}$

11.  $\frac{\pi}{6}, \frac{2\pi}{3}, \frac{7\pi}{6}, \frac{5\pi}{3}$     13.  $12^\circ + 180^\circ k, 75^\circ + 180^\circ k$     15.  $30^\circ + 60^\circ k$     17.  $6^\circ + 36^\circ k, 12^\circ + 36^\circ k$

19.  $1^\circ, 2.5^\circ, 137.5^\circ, 242.5^\circ, 335.5^\circ$     21.  $20^\circ, 10^\circ, 140^\circ, 220^\circ, 260^\circ, 340^\circ$     23.  $15^\circ, 105^\circ, 85^\circ, 265^\circ$

25.  $\frac{\pi}{18}, \frac{5\pi}{18}, \frac{13\pi}{18}, \frac{17\pi}{18}, \frac{25\pi}{18}, \frac{29\pi}{18}$     27.  $\frac{5\pi}{18}, \frac{7\pi}{18}, \frac{17\pi}{18}, \frac{19\pi}{18}, \frac{29\pi}{18}, \frac{31\pi}{18}$     29.  $\frac{\pi}{6}$

31.  $\frac{\pi}{8} + \frac{\pi k}{4}$     33.  $\frac{\pi}{5} + \frac{2k\pi}{5}$     35.  $10^\circ + 30^\circ k, 50^\circ + 120^\circ k, 30^\circ + 120^\circ k$

37.  $60^\circ + 90^\circ k, 90^\circ + 180^\circ k, 120^\circ + 180^\circ k$     39.  $20^\circ + 60^\circ k, 40^\circ + 60^\circ k$     41.  $0^\circ, 270^\circ$

43.  $180^\circ, 270^\circ$     45.  $26.8^\circ, 173.2^\circ, 276.8^\circ, 353.2^\circ$     47.  $87.4^\circ, 92.6^\circ, 147.4^\circ, 212.6^\circ, 267.4^\circ, 332.6^\circ$

49.  $50.4^\circ, 84.6^\circ, 140.4^\circ, 174.6^\circ, 230.4^\circ, 264.6^\circ, 320.4^\circ, 354.6^\circ$     51. 4.0 min and 16.0 min    52. 6


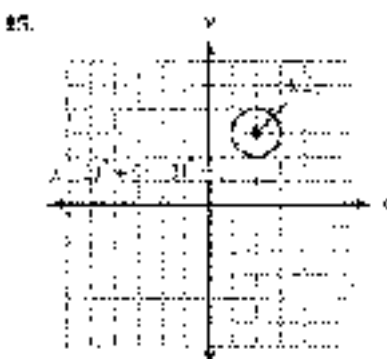
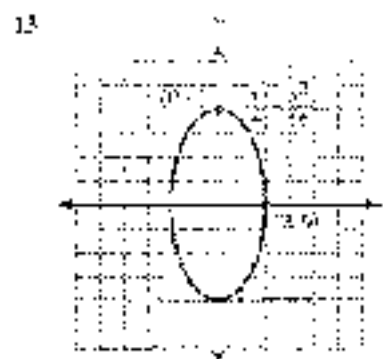
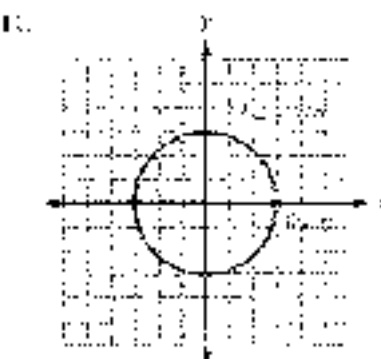
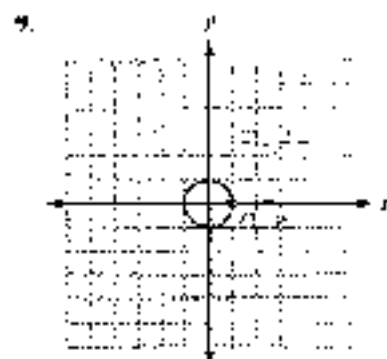
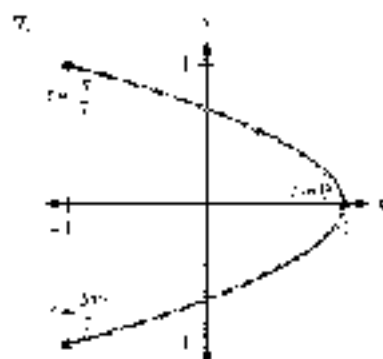
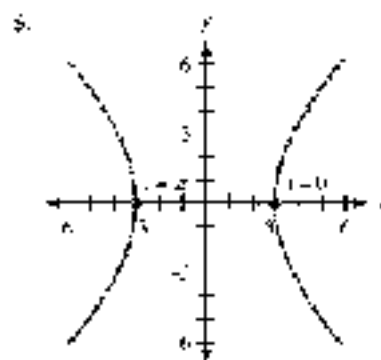
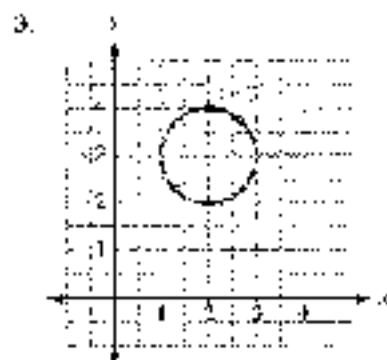
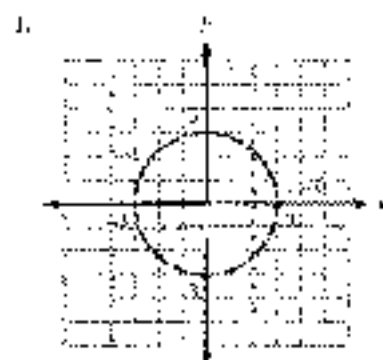
55.  $\frac{1}{4}$  second (and every second after that)    57.  $\frac{1}{12}$




For Problems 57 and 61, see the Solution Manual.

62.  $-\frac{1\sqrt{2}}{9}$     63.  $\sqrt{\frac{13}{5}} - \frac{2\sqrt{2}}{5}$     67.  $r = \frac{6\sqrt{2}}{15}$     69.  $r = \frac{15}{6\sqrt{2}}$

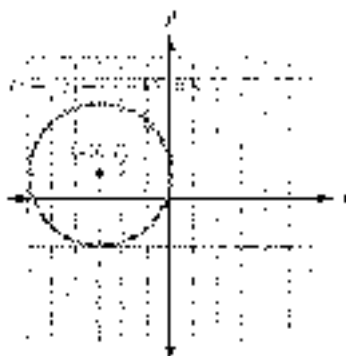
**PROBLEM SET D.1**



19.



21.




$$23. x^2 - y^2 = 1 \quad 25. \frac{x^2}{9} - \frac{y^2}{9} = 1 \quad 27. \frac{(x-1)^2}{9} - \frac{(y-2)^2}{9} = 1$$

$$29. x = 1 + 2t^2 \quad 31. y = x \quad 33. z = 2t$$

$$35. x = 38.5 \cos\left(\frac{2\pi}{15}t - \frac{\pi}{2}\right)$$

$$y = 170.5 + 38.5 \sin\left(\frac{2\pi}{15}t - \frac{\pi}{2}\right)$$



37. To three significant digits

$$\text{maximum height} = 57.11 \text{ ft}$$

$$\text{maximum distance} = 145 \text{ ft}$$

$$\text{time he hits the net} = 2.92 \text{ sec}$$

The graph is shown in Figure 8 of this section.

$$39. \frac{\sqrt{3}}{2} \quad 41. \frac{\sqrt{15} - 3}{4\sqrt{10}} \quad 43. \sqrt{1-x^2} \quad 45. \frac{1-x^2}{1+x^2}$$

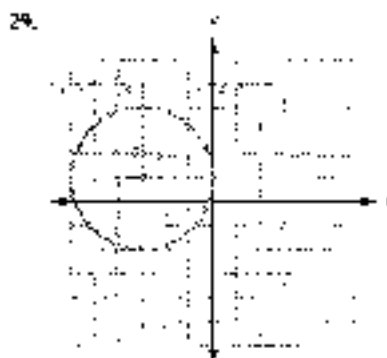
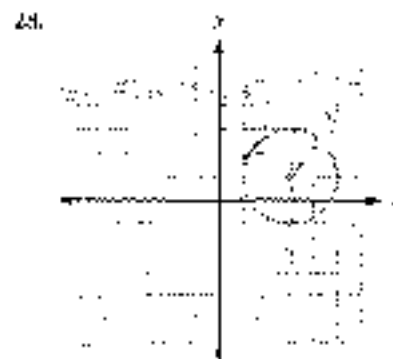
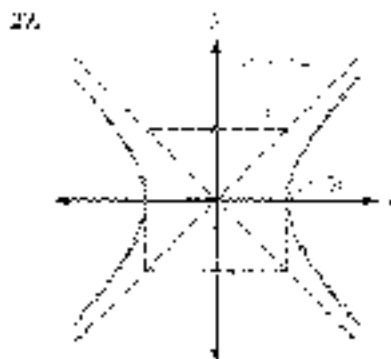
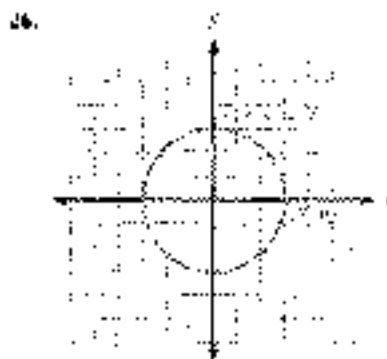
$$47. 4(\sin 3t - \sin t) \quad 49. |V_0| = 72.2 \text{ ft/sec}, t = 50.9^\circ$$

## CHAPTER 6 TEST


1.  $30^\circ, 150^\circ$     2.  $50^\circ, 350^\circ$     3.  $50^\circ, 90^\circ, 30^\circ, 270^\circ$     4.  $5^\circ, 60^\circ, 180^\circ, 300^\circ$     5.  $40^\circ, 150^\circ, 225^\circ, 315^\circ$   
 6.  $90^\circ, 210^\circ, 330^\circ$     7.  $180^\circ$     8.  $5^\circ, 240^\circ$     9.  $48.0^\circ, 131.4^\circ, 231^\circ, 330^\circ$     10.  $63^\circ, 117^\circ, 231^\circ, 315^\circ, 357^\circ$   
 11.  $7^\circ, 80^\circ$     12.  $92^\circ, 180^\circ$     13.  $40^\circ, 80^\circ, 160^\circ, 200^\circ, 280^\circ, 320^\circ$     14.  $21.3^\circ, 112.0^\circ, 202.5^\circ, 292.7^\circ$   
 15.  $26\pi, \frac{\pi}{2} - 24\pi, \frac{5\pi}{2} + 26\pi$     16.  $\frac{\pi}{6} - 5\pi$     17.  $\frac{\pi}{2} + \frac{5\pi}{2}$     18.  $\frac{\pi}{8} - \frac{3\pi}{2}$     19.  $90^\circ, 203.6^\circ, 336.4^\circ$



28. 111.8; 348.9    21. 1.20; 1.41 ft    22. 0.89; 2.41 ft    23. 0.3; 0.283 ft    24. 0.3; 18, 1.249; 3.45; 3.4; 9.86  
 25. 5.7 mi and 14.7 min



30.  $x = 90 \cos\left(\frac{2\pi}{3}t - \frac{\pi}{2}\right)$ ,  $y = 85 - 90 \sin\left(\frac{2\pi}{3}t - \frac{\pi}{2}\right)$



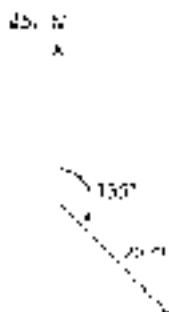
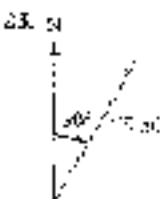
## CHAPTER 7

### PROBLEM SET 7.1

1. 18 cm    3. 71 ft    5. 140 ft    7. c. 791 ft    9.  $\angle = 80^\circ$ ,  $a = 11$  cm  
 11.  $C = 66^\circ$ ,  $a = 892$  m,  $c = 25$  m    13.  $C = 59^\circ$ ,  $a = 7.4$  m,  $c = 1$  m  
 15.  $B = 101.5^\circ$ ,  $1.35$  ft,  $c = 4.36$  ft    17.  $\angle = 141.8^\circ$ ,  $b = 118$  cm,  $c = 215$  cm  
 19. all  $B = 5^\circ$ , which is impossible    21. 11    23. 21    25. 239 ft  
 27. 577 ft    29.  $60^\circ$     31. 42 ft    33. 11 m, 2.5 m    35. [CB] = 341 ft, [CA] = 365 ft  
 37. [CA] = 3.24 ft, [CB] = 3.10 ft    39.  $45^\circ$ ,  $35^\circ$     41.  $9^\circ$ ,  $27^\circ$   
 43.  $36^\circ$ ,  $90^\circ$ ,  $50^\circ$     45.  $47.6^\circ$ ,  $37.6^\circ$

### PROBLEMS SET 7.2

1. on  $B = 2$ , because on  $B > 1$  there is no triangle    3.  $A = 35^\circ$ ,  $B = 125^\circ$ ,  $b = 4$     5.  $B = 29^\circ$ ,  $145^\circ$  or  $35^\circ$  or  $180^\circ$   
 5.  $B = 17^\circ$  or  $163^\circ$ ,  $A = 11^\circ$ ,  $a = 1.40$     7.  $B = 54^\circ$ ,  $C = 82^\circ$ ,  $c = 67$  ft,  $B = 120^\circ$ ,  $C = 16^\circ$ ,  $c = 19$  ft  
 9.  $B = 28.1^\circ$ ,  $C = 24.7^\circ$ ,  $c = 37.2$  cm    11.  $A = 117^\circ$ ,  $20^\circ$ ,  $a = 37.50$ ,  $c = 60$  m,  $a' = 75$ ,  $B' = 145^\circ$ ,  $30^\circ$ ,  $c' = 50$  m  
 13.  $A = 105^\circ$ ,  $12^\circ$ ,  $c = 279$  ft,  $a = 279$  ft    15. No triangle is possible    17. No triangle is possible  
 19.  $A = 12^\circ$ ,  $48^\circ$ ,  $b = 76.8$ ,  $c = 55.2$  km    21. 19 ft or 55 ft



27. 330 miles or 460 miles

29.  $6\sqrt{2}$  miles  $\approx$  10 miles

31. Yes, it makes an angle of  $45^\circ$  with the ground.

33.  $2\pi$ ,  $15\pi$ ,  $210\pi$ ,  $340\pi$

35.  $9\pi$ ,  $27\pi$

37.  $41.4^\circ$ ,  $48.6^\circ$ ,  $131.4^\circ$ ,  $38.2^\circ$

39.  $\frac{7\pi}{6}$ ,  $12\pi$ ;  $\frac{11\pi}{6}$ ,  $28\pi$

41.  $\frac{5\pi}{2} + 4\pi$

## PROBLEM SET 7.3

1.  $60^\circ$  in.    3.  $C = 60^\circ$     5. 9.4 in.    7.  $A = 125^\circ$

For Problems 9–15, answers may vary depending on the order in which the angles are found. Your answers may be slightly different but will be correct.

9.  $A = 15.6^\circ$ ,  $C = 12.5^\circ$ ,  $b = 7.91$  m

11.  $A = 79^\circ$ ,  $B = 57^\circ$ ,  $C = 84^\circ$

13.  $B = 11^\circ 10'$ ,  $C = 23^\circ 30'$ ,  $a = 0.691$  km

15.  $A = 55.4^\circ$ ,  $B = 15.5^\circ$ ,  $C = 29.1^\circ$

17. See the description of a mirage.

19. 24 in.

21. 130 mi    23. 163 mi

25. 190 miles (two significant digits) with bearing  $152^\circ$

27. 18.5 miles at  $81.7^\circ$  from two ports

29. 59.5 cm

31. 61.2 cm,  $50.6^\circ$

33.  $\frac{\pi}{16}$ ,  $\frac{2k\pi}{16}$ ,  $\frac{5\pi}{16}$ ,  $\frac{26\pi}{16}$

35.  $\frac{\pi}{12}$ ,  $\frac{5\pi}{12}$

37.  $2\pi$ ,  $120\pi$ ,  $10\pi$ ,  $120\pi$

39.  $4\pi$ ,  $160\pi$

41.  $10^\circ$ ,  $9^\circ$

## PROBLEM SET 7.4

1.  $1.225$  cm<sup>2</sup>

3.  $242$  m<sup>2</sup>

5.  $0.123$  km<sup>2</sup>

7.  $26.8$  m<sup>2</sup>

9.  $24,200$  in<sup>2</sup>

11.  $3.03$  ft<sup>2</sup>

13. 1,110 ft<sup>2</sup>

15.  $15.0$  yd<sup>2</sup>

17.  $3.15$  ft<sup>2</sup>

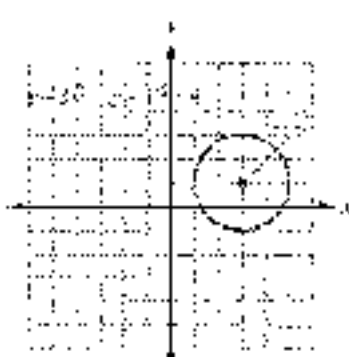
19.  $156$  in<sup>2</sup>

21. 14.8 cm

23.



25.




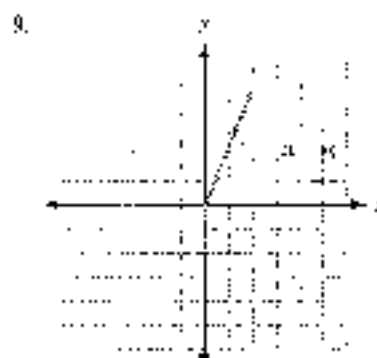


27.  $\frac{k^2}{9} - \frac{h^2}{4} = 1$

29.  $y - 1 = -\frac{1}{2}x^2$





## PROBLEMS SET 7.5



17.  $\sqrt{61}$     19. 2    21.  $\sqrt{10}$     23. 4    25. 1    27.  $\sqrt{5}$   
 29.  $\langle 11, 31 \rangle$     31.  $\langle 1, 2 \rangle$     33.  $\langle 4, 24 \rangle$   
 35.  $\langle 1, 3 \rangle$     37.  $\langle 2, 5 \rangle$     39.  $\langle 6, 6 \rangle$     41.  $\sqrt{14}$     43.  $\sqrt{17}$  to 2 significant figures  
 45.  $\sqrt{5}$     47.  $\sqrt{10}$  to 2 significant figures  
 49.  $\langle -5, -6 \rangle$     51.  $\langle 14, 17 \rangle$     53.  $\langle 14, 17 \rangle$  to 2 significant figures  
 55.  $\langle -5, -6 \rangle$     57.  $\langle 14, 17 \rangle$  to 2 significant figures  
 59.  $\langle -5, -6 \rangle$     61.  $\langle 14, 17 \rangle$  to 2 significant figures  
 63.  $\langle -5, -6 \rangle$     65.  $\langle 14, 17 \rangle$  to 2 significant figures  
 67.  $\langle -5, -6 \rangle$     69.  $\langle 14, 17 \rangle$  to 2 significant figures  
 71.  $\langle -5, -6 \rangle$     73.  $\langle 14, 17 \rangle$  to 2 significant figures  
 75.  $\langle -5, -6 \rangle$     77.  $\langle 14, 17 \rangle$  to 2 significant figures  
 79.  $\langle -5, -6 \rangle$     81.  $\langle 14, 17 \rangle$  to 2 significant figures  
 83.  $\langle -5, -6 \rangle$     85.  $\langle 14, 17 \rangle$  to 2 significant figures

## PROBLEM SET 10.1

1. 48    3. 246    5. 0    7. 0    9. 20    11. 5    1040°    13.  $\theta = 81.1^\circ$     15.  $\theta = 111.3^\circ$   
 17.  $(1, 0) \cdot (0, 1) = 0$     19.  $(1, 0) \cdot (0, 1) = 0$     21.  $(2, 0) \cdot (0, 2) = 0$     23. 696 ft · ft    25.  $5.310 \pm 10$   
 27. 510 ft · ft    29. 1 ft · ft    31. See the Solutions Manual    33. 2.920 ft · ft    35. 5.000 ft · ft

## CHAPTER 2 TEST

1. 4.5 in.    2.  $\angle = 78.4^\circ$ ,  $a = 26.5$  cm,  $b = 38.3$  cm    3.  $B = 49.2^\circ$ ,  $a = 18.8$  m,  $c = 43.2$  cm  
 4.  $\sin B = 5.0311$ , which is impossible    5.  $B = 29^\circ$ ,  $B' = 5^\circ$ , but  $A + B = 19^\circ < 180^\circ$   
 6.  $B = 71^\circ$ ,  $\angle = 58^\circ$ ,  $a = 2$ ,  $b = 11$ ,  $C = 116^\circ$ ,  $C' = 20^\circ$ ,  $a = 3.9$     7. 11 m    8.  $95.1^\circ$   
 9.  $A = 43^\circ$ ,  $B = 48^\circ$ ,  $a = 83$  m    10.  $B = 34^\circ$ ,  $\angle = 113^\circ$ ,  $b = 38$  m    11. 498 cm<sup>2</sup>  
 12.  $30$  m<sup>2</sup>    13.  $12$  km<sup>2</sup>    14.  $51^\circ$     15. 4' · ft    16. 14.1 m    17.  $142$  mi  
 18. 4.2 mi, S  $75^\circ$  W    19. 90 ft    20. 80 mi/hr or 368 mi/hr    21. 66 ft  
 22. 2.0 m/hr at  $101.9^\circ$  from due north    23. 13    24.  $-7i - 4j$     25.  $\sqrt{17}$   
 26.  $-3$     27.  $48.6^\circ$     28.  $\mathbf{v} \cdot \mathbf{w} = 0$     29.  $b = -\frac{5}{3}$     30. 1,303

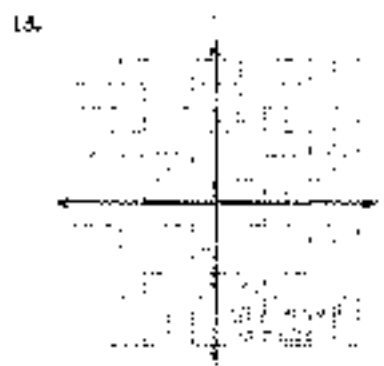

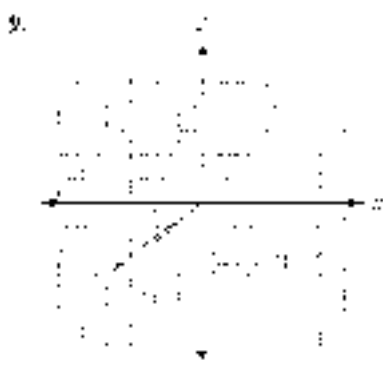
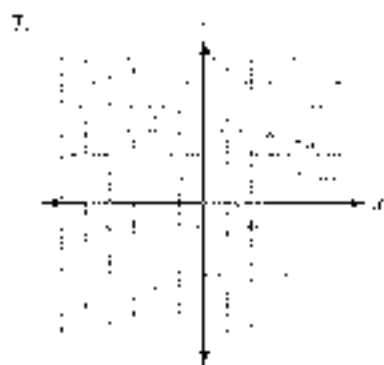

## CHAPTER 8

## PROBLEM SET 8.1

1. 4t    3. 11    5.  $W\sqrt{2}$     7.  $2W\sqrt{2}$     9. 5    11. 5    13.  $x = \frac{2}{3}$ ,  $y = \frac{1}{3}$   
 15.  $x = \frac{1}{5}$ ,  $y = 4$     17.  $x = 2$  or 3,  $y = 3$     19.  $x = \frac{\pi}{4}$  or  $\frac{3\pi}{4}$ ,  $y = \frac{\pi}{2}$   
 21.  $x = \frac{\pi}{2}$ ,  $y = \frac{\pi}{4}$  or  $\frac{3\pi}{4}$     23. 10    25. 2    27. 7    130  
 29.  $5 \cos x$     31.  $2 + 3y$     33.  $12 + 2y$     35.  
 37.  $-1$     39.    41.  $t$     43.  $-4t - 16t$     45.  $10 - 10t$     47.  $5 + 12t$   
 49. 41    51. 57    53.  $2t + 4t$     55. 6    57.  $\frac{1}{5} + \frac{3}{5}t$   
 59.  $\frac{6}{13} + \frac{12}{13}t$     61. 0    63.  $\frac{4}{61} + \frac{7}{61}t$     65. 3  
 67.  $-7 + 3t$     69.  $10 - 3t$     71.  $16 - 25t$     73.  $x^2 + 9$   
 75. See the Solutions Manual.    77. See the Solutions Manual.  
 79.  $x = 4 - 2t$ ,  $y = 4 - 2t$ ;  $x = 4 - 2t$ ,  $y = t + 1$ ;  $t = 0$   
 81.  $x = 1 - 2\sqrt{3}$ ,  $y = 2 - 2\sqrt{3}$ ;  $x = 1 - \sqrt{3}$ ,  $y = 2 + 2\sqrt{3}$   
 83. See the Solutions Manual.    85. Yes    87.  $\sin \theta = \frac{4}{5}$ ,  $\cos \theta = \frac{3}{5}$   
 89.  $\sin \theta = \frac{b}{\sqrt{a^2 + b^2}}$ ,  $\cos \theta = \frac{a}{\sqrt{a^2 + b^2}}$     91. 1.5  
 93.  $a = 59.6^\circ$ ,  $b = 37.5^\circ$ ,  $c = 248$  cm    95.  $A = 41.5^\circ$ ,  $B = 61.2^\circ$ ,  $C = 78.2^\circ$



## PROBLEMA SET 11.2



19.  $\sqrt{10}$     21.  $2 - 2\sqrt{5}$     23.  $\frac{\sqrt{3}}{2} - \frac{1}{2}i$     25.  $\frac{\sqrt{2}}{5} - \frac{\sqrt{2}}{5}i$   
 27.  $0.58$     28.  $0.16$     29.  $-0.11 + 0.99i$     31.  $0.91$     32.  $0.49$     33.  $0.60$     2.5*i*

35.  $\sqrt{2}e^{i135^\circ} + i\sin 25^\circ = \sqrt{2}\cos 135^\circ + \sqrt{2}e^{i\frac{3\pi}{4}}$

37.  $\sqrt{2}e^{i315^\circ} - i\sin 315^\circ = \sqrt{2}\cos 315^\circ - \sqrt{2}e^{i\frac{7\pi}{4}}$



34.  $3\sqrt{2}(\cos 15^\circ + i \sin 15^\circ) = 3\sqrt{2} \operatorname{cis} 15^\circ = 3\sqrt{2} \operatorname{cis} \frac{\pi}{12}$

41.  $8(\cos 90^\circ + i \sin 90^\circ) = 8 \operatorname{cis} 90^\circ = 8 \operatorname{cis} \frac{\pi}{2}$

43.  $9(\cos 180^\circ + i \sin 180^\circ) = 9 \operatorname{cis} 180^\circ = 9 \operatorname{cis} \pi$

45.  $4(\cos 120^\circ + i \sin 120^\circ) = 4 \operatorname{cis} 120^\circ = 4 \operatorname{cis} \frac{2\pi}{3}$

47.  $5(\cos 33.13^\circ + i \sin 33.13^\circ) = 5 \operatorname{cis} 33.13^\circ$

49.  $29(\cos 133.69^\circ + i \sin 133.69^\circ) = 29 \operatorname{cis} 133.69^\circ$

51.  $25(\cos 286.26^\circ + i \sin 286.26^\circ) = 25 \operatorname{cis} 286.26^\circ$

53.  $17(\cos 241.63^\circ + i \sin 241.63^\circ) = 17 \operatorname{cis} 241.63^\circ$

For Problems 55–61, see the answer to the corresponding problem.

For Problems 63 and 65, see the Solutions Manual.

67.  $\frac{\sqrt{6} - \sqrt{3}}{7}$     69.  $\frac{36}{25}$     71.  $\sin 120^\circ = \frac{\sqrt{3}}{2}$     73. one 50°    75. No triangles possible.

77. B = 62.5° or B = 117.5°    79. Answers will vary.

**PROBLEM SET 8.3**

1.  $12(\cos 50^\circ + i \sin 50^\circ)$     3.  $5i(\cos 15^\circ + i \sin 15^\circ)$     5.  $4(\cos \pi + i \sin \pi) = 4 \operatorname{cis} \pi$

7.  $3 + 2i(\cos 140^\circ + i \sin 140^\circ)$     9.  $2\sqrt{2}i + 2i = 4(\cos 210^\circ + i \sin 210^\circ)$

11.  $12 = 12(\cos 0^\circ + i \sin 0^\circ)$     13.  $4 = 4i = 4\sqrt{2}(\cos 135^\circ + i \sin 135^\circ)$

15.  $-5 = 5\sqrt{2} = 10(\cos 246^\circ + i \sin 246^\circ)$     17. See the Solutions Manual.

19.  $32 + 63\sqrt{3}$     21.  $-\frac{81}{2} - \frac{81\sqrt{3}}{2}i$     23.  $-\frac{1}{2} - \frac{\sqrt{3}}{2}i$     25.  $32i$

27.  $-1$     29.  $-8 - 8\sqrt{3}i$     31.  $-8i$     33.  $16 + 16i$

35.  $4(\cos 35^\circ + i \sin 35^\circ)$     37.  $1.5(\cos 19^\circ + i \sin 19^\circ)$     39.  $0.5[\cos \frac{\pi}{3} + i \sin \frac{\pi}{3}] = 0.5 \operatorname{cis} \frac{\pi}{3}$

41.  $2(\cos 0^\circ + i \sin 0^\circ) = 2$     43.  $\cos(-90^\circ) + i \sin(-90^\circ) = \frac{1}{2} - \frac{\sqrt{3}}{2}i$

45.  $2(\cos(-270^\circ) + i \sin(-270^\circ)) = 2i$     47.  $2(\cos(-180^\circ) + i \sin(-180^\circ)) = -2$

49.  $-1 + 1i$     51. 8

For Problems 53 and 55, see the Solutions Manual.



57.  $(1 + i)^{12} = [\sqrt{2}(\cos 45^\circ + i \sin 45^\circ)]^{12} = \frac{8}{2} - \frac{1}{2}i$     59.  $\frac{\sqrt{2}}{4} + \frac{1}{4}i$

61.  $\frac{7}{9}$     63.  $\frac{\sqrt{6}}{3}$     65.  $\frac{\sqrt{2}}{2}$

67.  $\frac{5\sqrt{3}}{7}$     69.  $\frac{16}{25}$     71.  $1 + 1i$  or  $1 + 1i + 2i$



## PROBLEM SET 8.4



7.  $\sqrt{2} - i - \sqrt{3} - j$     9.  $\sqrt{2} + i\sqrt{2}, -\sqrt{2} - i\sqrt{2}$

11. 5i, 3j    13.  $\frac{\sqrt{6}}{2} + \frac{\sqrt{2}}{2}i, -\frac{\sqrt{3}}{2} - \frac{\sqrt{2}}{2}j$

15.  $2(\cos 70^\circ - i \sin 70^\circ), 2(\cos 190^\circ + i \sin 190^\circ), 2(\cos 310^\circ + i \sin 310^\circ)$

17.  $7(\cos 10^\circ - i \sin 10^\circ), 7(\cos 170^\circ + i \sin 170^\circ), 7(\cos 250^\circ + i \sin 250^\circ)$

19.  $4(\cos 60^\circ - i \sin 60^\circ), 4(\cos 180^\circ - i \sin 180^\circ), 4(\cos 300^\circ + i \sin 300^\circ)$

21.  $1(\cos 30^\circ - i \sin 30^\circ), 1(\cos 150^\circ + i \sin 150^\circ), 1(\cos 270^\circ + i \sin 270^\circ)$

23.  $2 - \frac{1}{2}i - \frac{3\sqrt{3}}{2}j, -\frac{3}{2} - \frac{3\sqrt{3}}{2}i$     25.  $2 - 2i, 2i - 2j$

27.  $\sqrt{2} - i, 1 + i\sqrt{2}, \sqrt{2} - i, -i - \sqrt{2}j$

29.  $11(\cos 7^\circ - i \sin 7^\circ) \approx 9.99 - 0.53i$

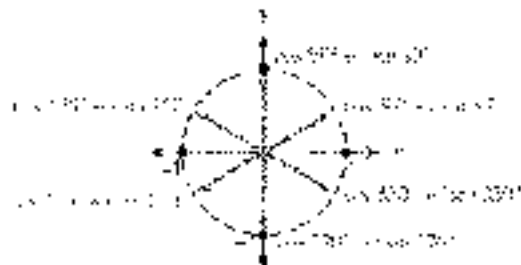
$10(\cos 75^\circ + i \sin 75^\circ) \approx 2.59 + 9.66i$

$10(\cos 147^\circ - i \sin 147^\circ) \approx -9.54 + 5.15i$

$10(\cos 219^\circ + i \sin 219^\circ) \approx -7.77 - 6.78i$

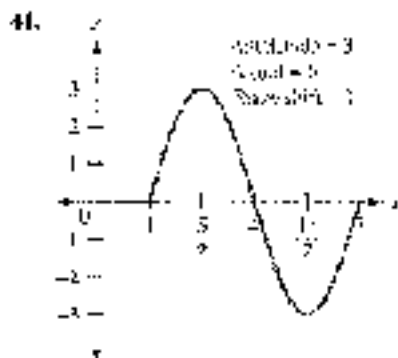
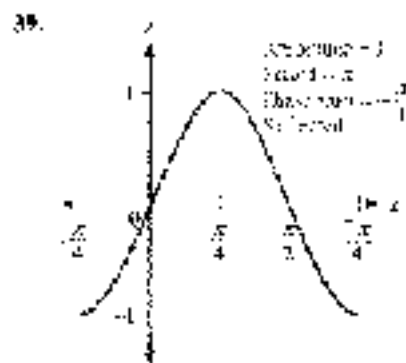
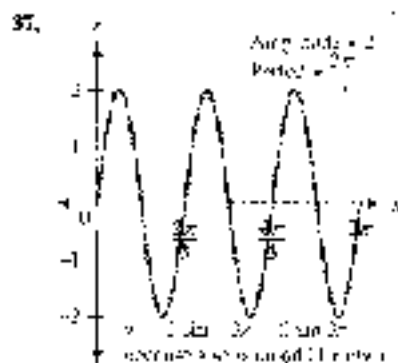
$10(\cos 291^\circ - i \sin 291^\circ) \approx 3.52 - 9.39i$

31.



33.  $\sqrt{2}(\cos \theta + i \sin \theta)$  where  $\theta = 50^\circ, 170^\circ, 230^\circ, 350^\circ$

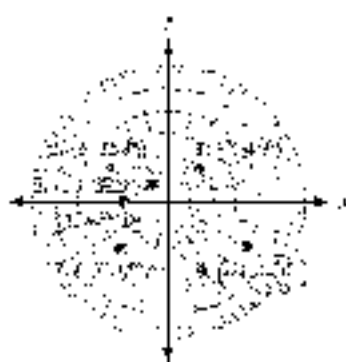
35.  $\sqrt{2}(\cos \theta + i \sin \theta)$  where  $\theta = 67.5^\circ, 112.5^\circ, 247.5^\circ, 292.5^\circ$



43.  $1.23 \text{ cm}^2$     45.  $7.8 \text{ ft}^2$     47.  $-1.732$      $-0.268$ ,  $1.000$

### PROBLEM SET 8.6

1–14. (a) (b)



15.  $(2, 300^\circ)$ ,  $(-5, 240^\circ)$ ,  $(2, -120^\circ)$     18.  $(5, -225^\circ)$ ,  $(-5, 315^\circ)$ ,  $(-5, -45^\circ)$

17.  $(-3, -30^\circ)$ ,  $(5, -150^\circ)$ ,  $(3, 210^\circ)$     19.  $(1, \sqrt{3})$     21.  $(1, -5)$

23.  $(-1, 1)$     25.  $(0, -2\sqrt{3})$     27.  $(1.801, 0.658)$ ,  $(1, 0)$     29.  $(-1.172, 7.762)$     31.  $(\sqrt{2}, 135^\circ)$

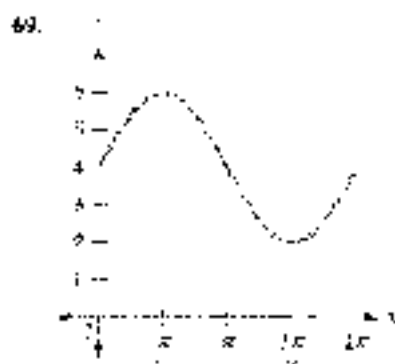
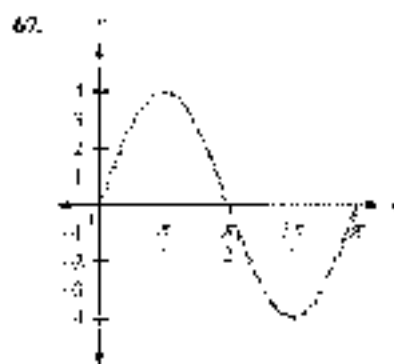
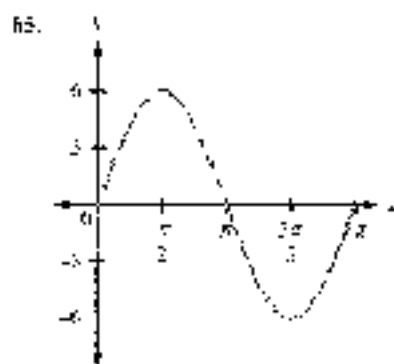
33.  $(4, 15^\circ)$     35.  $(2, 1)$     37.  $(1, \frac{7\pi}{4})$     39.  $(5, 5\pi/4)$     41.  $(\sqrt{5}, 116.3^\circ)$



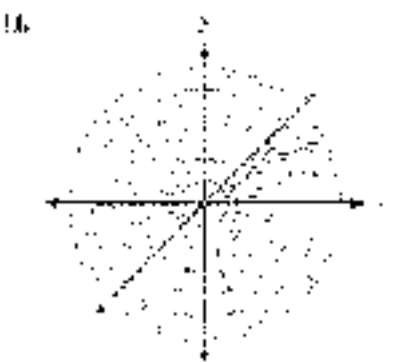
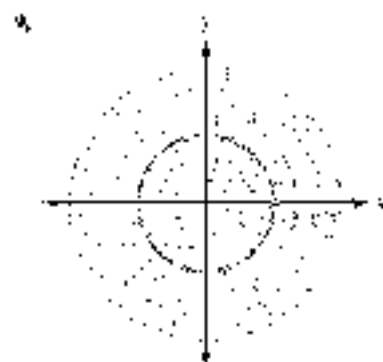
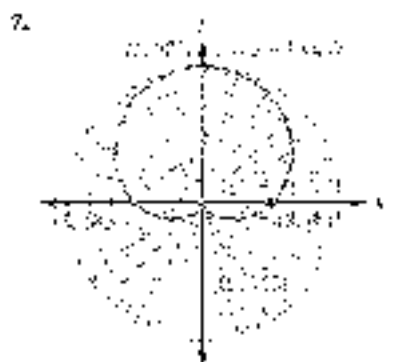
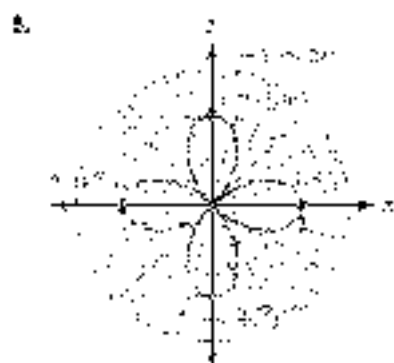
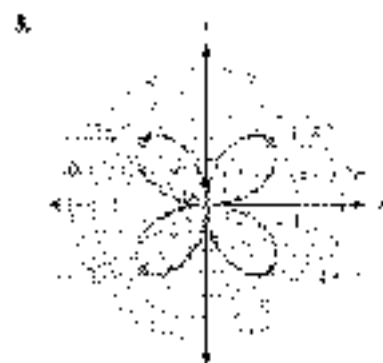

45.  $(\sqrt{13}, 2.363)$     46.  $(2.636, 7.597)$     47.  $(6.383, 10.167)$

48.  $x^2 - y^2 = 1$     49.  $x^2 - y^2 = by$     50.  $(x^2 - y^2)^2 = 4xy$     51.  $x + |y| = 1$

52.  $r = \frac{5}{\cos \theta - \sin \theta}$     53.  $r = 2$     54.  $r = 6 \cos \theta$     55.  $\theta = 45^\circ$  or  $\cos \theta = \sin \theta$

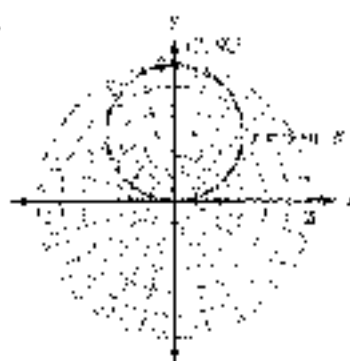


## PROBLEMS 63-72

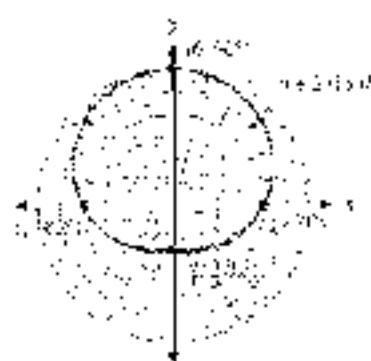




13.



15.




17.



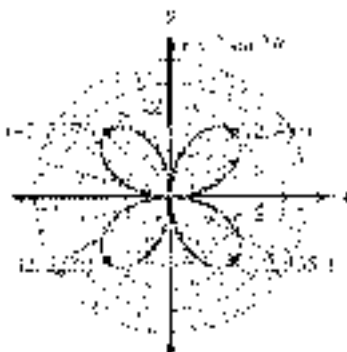
19.



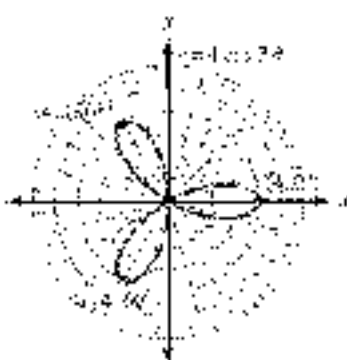
21.



23.



25.



27.



29.



31.



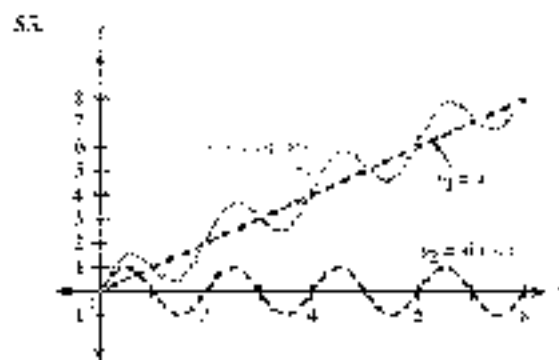
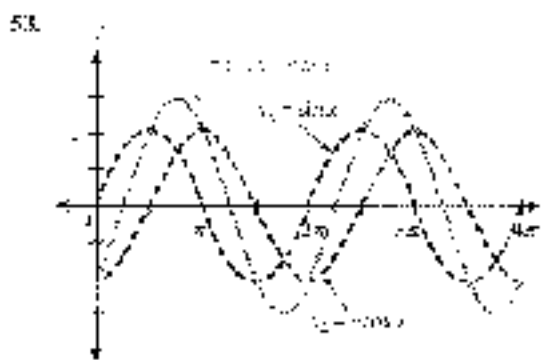


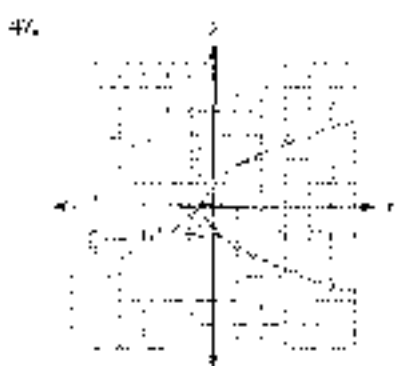
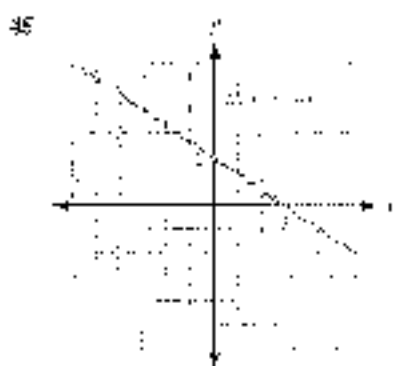
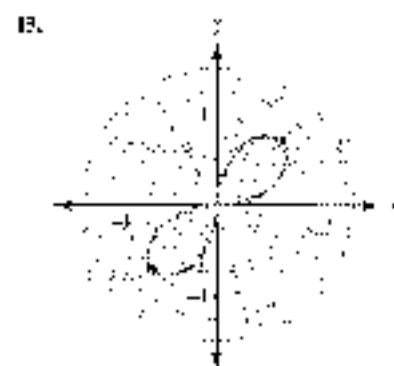
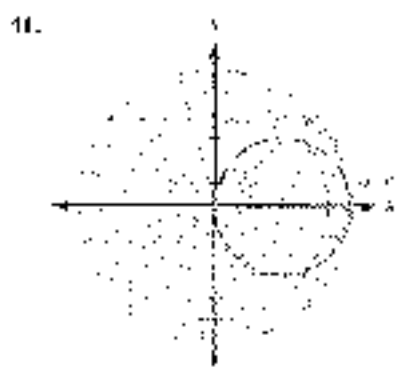
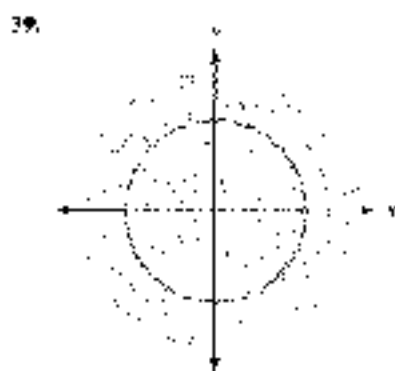
33.



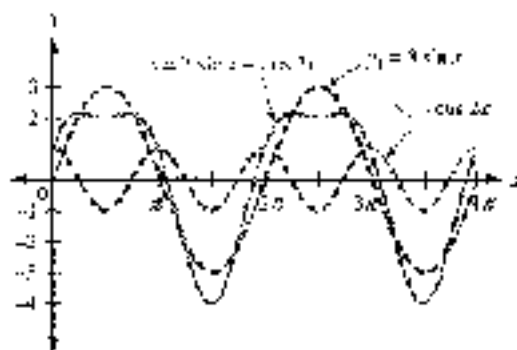
35.





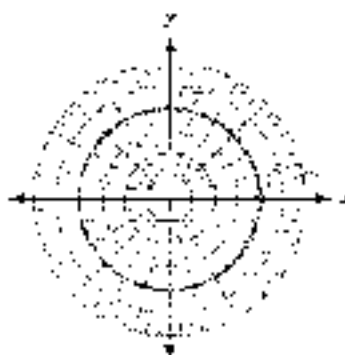


57.

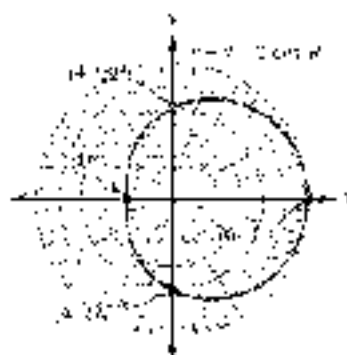

**CHAPTER 9 TEST**

1.  $2\sqrt{3}i$     2.  $x = 2$  or  $y = 2$     3. 7    6.  $4i$     5.  $8i$   
 4.  $-16 - 30i$     7.  $\frac{11}{61} + \frac{50i}{5}$     8.  $u = 6$     9.  $3 + 4i$     10.  $3 + 4i$   
 9. a. 5    b.  $-9i$     c.  $-8i$     10.  $4\sqrt{2} - 3i$     11.  $-\sqrt{2} + i\sqrt{2}$   
 12.  $2(\cos 150^\circ + i\sin 150^\circ)$     13.  $5(\cos 90^\circ + i\sin 90^\circ)$   
 14.  $15(\cos 65^\circ + i\sin 65^\circ)$     15.  $5(\cos 70^\circ + i\sin 70^\circ)$   
 16.  $2i(\cos 90^\circ + i\sin 90^\circ) = 2i \cos 90^\circ - 2 \sin 90^\circ = -2$     17.  $7(\cos 25^\circ + i\sin 25^\circ)$ ,  $7(\cos 215^\circ + i\sin 215^\circ)$   
 18.  $\sqrt{2}(\cos \theta + i\sin \theta)$  where  $\theta = 15^\circ, 105^\circ, 195^\circ, 285^\circ$   
 19.  $x = \sqrt{2}(\cos \theta + i\sin \theta)$  where  $\theta = 15^\circ, 165^\circ, 195^\circ, 315^\circ$   
 20.  $x = \cos \theta + i\sin \theta$  where  $\theta = 90^\circ, 180^\circ, 300^\circ$     21.  $(6, 240^\circ)$ ,  $(6, -120^\circ)$ ,  $(-6, -2\sqrt{3}i)$   
 22.  $(2\sqrt{2}, \frac{\pi}{4})$     23.  $r^2 = r^2 - 4y$     24.  $1 - 3\sin \theta$

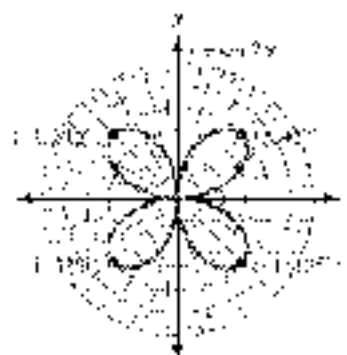
25.



26.



27.



28.



29.



30.




**APPENDIX A**
**PROBLEM SET A.1**

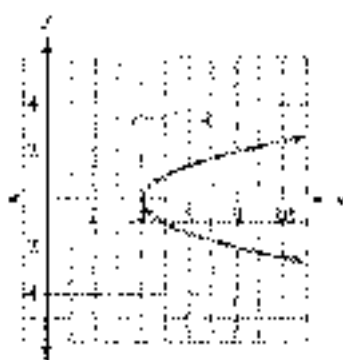
 1. Domain =  $\{1, 2, 4\}$ ; range =  $\{1, 3, 5\}$ ; a function

 3. Domain =  $\{-1, 1, 2\}$ ; range =  $\{1, 5, 8\}$ ; a function

 5. Domain =  $\{3, 7\}$ ; range =  $\{-1, 4\}$ ; not a function

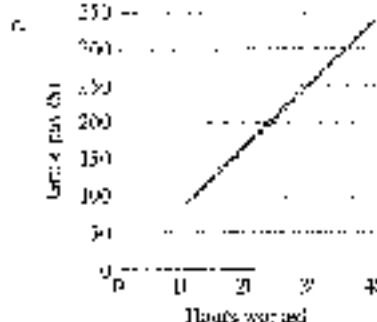
7. Yes = 9; No = 11; No = 13; Yes

 15. Domain = all real numbers;  
range =  $\{y \mid y \geq -1\}$ ; a function

 17. Domain =  $\{x \mid x \geq 4\}$ ;  
range = all real numbers; not a function

 19. Domain = all real numbers;  
range =  $\{y \mid y \geq 3\}$ ; a function

 21. a.  $y = 0.5x$  for  $10 \leq x \leq 40$ 

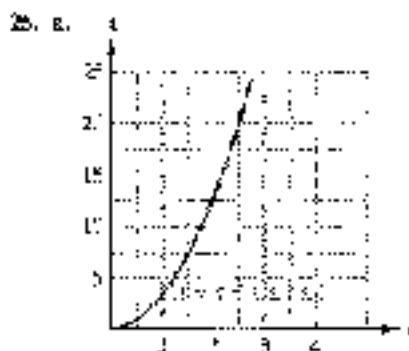

Hours Worked	Gross Pay (\$)
$x$	$y$
10	85
20	170
30	255
40	340


 d. Domain =  $\{x \mid 10 \leq x \leq 40\}$ ; range =  $\{y \mid 85 \leq y \leq 340\}$



Time (sec)	Distance (ft)
0	0
0.1	1.6
0.2	3.2
0.3	4.8
0.4	6.4
0.5	8
0.6	9.6
0.7	11.2
0.8	12.8
0.9	14.4
1	16

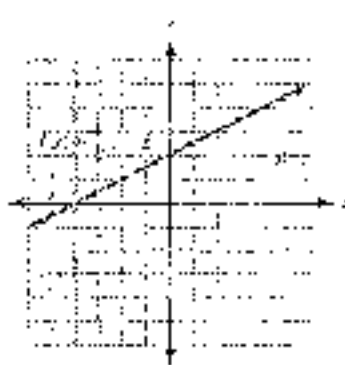
- b. Domain =  $\{t \mid 0 \leq t \leq 1\}$ ;  
range =  $\{d \mid 0 \leq d \leq 16\}$



- b. Domain =  $\{t \mid 0 \leq t \leq 3\}$ ;  
range =  $\{d \mid 0 \leq d \leq 9\}$

27. a. 29, -11    31. 7    33. 4    35. -4    37. 20, -4  
29. 75    31. -15    33. 4    35. 0    37. 0

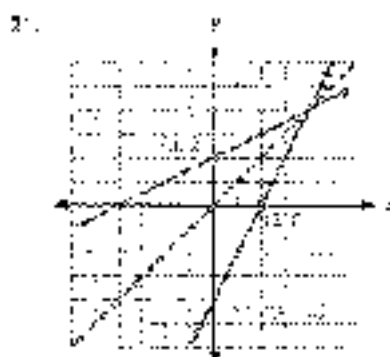

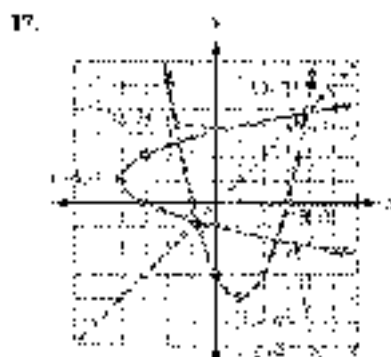


29



31.  $V(3) = 300$ ; the painting is worth \$500 in 3 years;  $V(6) = 600$ ; the painting is worth \$1000 in 6 years.  
33.  $A(2) = 12.56$ ,  $A(5) = 78.5$ ,  $A(10) = 314$     35. a. 2    b. 0    c. 1    d. 4

## PROBLEM SET 8.2

1.  $f^{-1}(x) = \frac{x+1}{3}$     3.  $f^{-1}(x) = \sqrt{x}$     5.  $f^{-1}(x) = \frac{x-3}{x-1}$     7.  $f^{-1}(x) = 3x+3$   
9.  $f^{-1}(x) = 2x+6$     11.  $f^{-1}(x) = \frac{x-1}{2x-2}$



27. a. Yes    b. No    29. a. 4    b.  $\frac{4}{3}$     c. 2    d. 2    31.  $f^{-1}(x) = \frac{1}{x}$

33. a. 3    b. -6    c. 2    d. 3    e. 2    f. 3    g. They are inverses of each other.

35.  $f^{-1}(x) = \frac{x-5}{5}$     37.  $f^{-1}(x) = \sqrt{x} - 1$     39.  $f^{-1}(x) = 7(x-3)$

41. a. 1    b. 2    c. 3    d. 4    e. 3    f. 2    g. 2    h. 3

## APPENDIX B


## PROBLEM SET B.1

1. 1    3. 2    5.  $\frac{1}{27}$     7. 14

9.



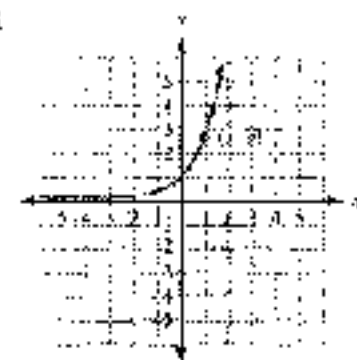
11.



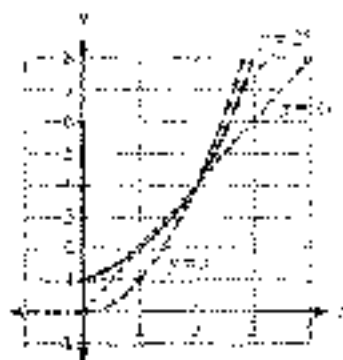
13.



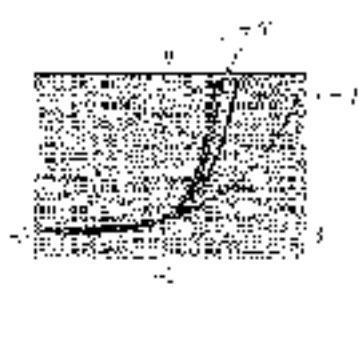
15.



17.



19.



21.  $h = 6 \left(\frac{2}{3}\right)^t$ ;  $h(5) \approx 0.79$  feet

23. after 8 days, 700 micrograms, after 11 days,  $1491 \cdot 2^{-11} \approx 339.5$  micrograms

25. a.  $A(t) = 1200 \left(1 + \frac{0.06}{2}\right)^{2t}$

b. \$1932.57

c. \$1959.29

27. \$16,310.19

29.  $320 - 400 - 800.1 < 0$

31. a. The function models the number of copiers after 58.9 million.

b. \$3.27 billion

c. \$3.24 billion

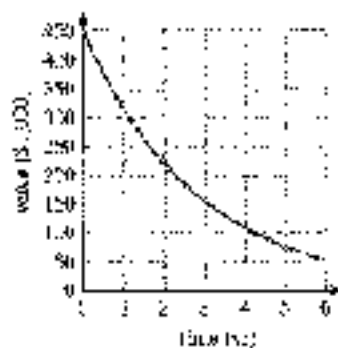
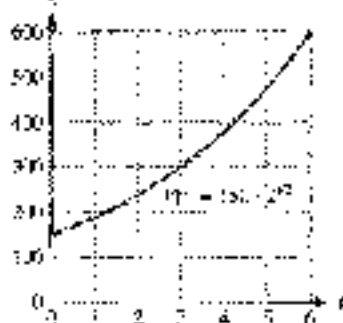
d. \$3.2 billion

33. 500

35. a. 11,201,3848

b.  $9 \cdot 10^7 < 8$

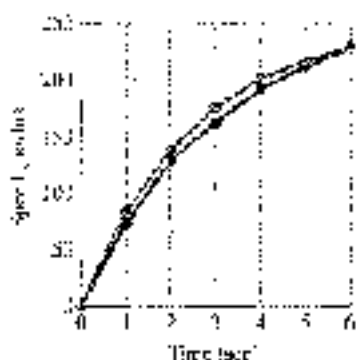
c.





37.

$t$	$v(t)$
0	0
1	89.2
2	138.9
3	175.8
4	200.5
5	217.1
6	228.1





## PROBLEM SET 6.7

1.  $\log_2 16 = 4$     2.  $\log_2 32 = 5$     3.  $\log_5 0.01 = -2$     4.  $\log_2 \frac{1}{32} = -5$     5.  $\log_{10} 5 = 0.5$     6.  $\log_2 27 = 3$

13.  $10^2 = 100$     15.  $3^2 = 9$     17.  $8^0 = 1$     19.  $6^2 = 36$     21.  $10^{-2} = 0.01$     23.  $5^{-2} = \frac{1}{25}$     25. 9

27.  $\frac{1}{325}$     29. 4    31.  $\frac{1}{3}$     33. 2    35.  $\sqrt[3]{5}$



45. 4    47.  $\frac{1}{2}$     49. 3    51. 1    53. 0    55. 0    57. 7    59.  $10^{-6}$     61. 2    63.  $10^2$  times as large

45. a.	$c$	$f(c)$	b.	$c$	$f^{-1}(c)$	c.	$f(a)$	$B^a$	d.	$f^{-1}(c) = \log_2 c$
	1	$\frac{1}{8}$		8	-1					
	2	1		1	0					
	1	8		3	1					
	2	64		14	2					



## PROBLEM SET B.3

1.  $\log_3 4 + \log_3 5$     3.  $\log_3 5 - \log_3 2$     5.  $3 \log_3 6$     7.  $\frac{1}{3} \log_3 2$     9.  $2 \log_3 3 + 4 \log_3 5$
11.  $\frac{1}{2} \log_3 x + 4 \log_3 3$     13.  $\log_3 x + \log_3 y - \log_3 z$     15.  $\log_3 3 - \log_3 6 + \log_3 5$
17.  $3 \log_3 x + \frac{1}{2} \log_3 y - 4 \log_3 z$     19.  $\frac{2}{3} \log_3 x + \frac{1}{3} \log_3 y - \frac{1}{2} \log_3 z$     21.  $\log_3 27$     23.  $17 \log_3 \frac{4}{3}$
25.  $\log_3 \sqrt{x} \sqrt[3]{y}$     27.  $\log_3 \frac{x^2 \sqrt[3]{y}}{z}$     29.  $\log_3 \frac{\sqrt[3]{x}}{y^2 z}$     31.  $\log_3 \sqrt[3]{\frac{x^{27}}{y^3 z^3}}$     33.  $\frac{2}{3}$     25. 18
37. Possible solutions: 1 and 3; only 3 checks; 3    39. 3    41. Possible solutions: 2 and 4; only 4 checks; 4
43. Possible solutions: 1 and 4; only 4 checks; 4    45. Possible solutions:  $\frac{5}{3}$  and  $\frac{7}{3}$ ; only  $\frac{5}{3}$  checks;  $\frac{5}{3}$
47. 2.52 m/s    49.  $\text{pH} = 7.1 + \log_{10} 10^{-8} = \log_{10} 10^{-0.7}$     51.  $D = 10(\log_{10} I - \log_{10} I_0)$

## PROBLEM SET B.4

1. 2.5775    3. 3.4775    5. -1.225    7. 2.7752    9. -2.0128    11. 3.2816    13. 559    15. 0.50539
17. 0.03009449    19.  $10^{-2}$     21.  $10^{-12}$     23.  $10^{-5}$     25.  $\frac{1}{1041}$     27. 1.205    29. 1    31. -3    33.  $\ln 30 - 3$
25.  $\ln A - B$     27. 5.8437    29. -1.0842    31. 2.9026    33. 10.7144    35. 2.7080    37. -1.0886
49.  $2.577$     51.  $2.7754$     53. 1.5    55.  $1.78 \times 10^{-5}$     57.  $3.16 \times 10^5$     59.  $2.01 \times 10^8$     61.  $3 \log_3 4 \log_3 5$

63. Location	Date	Magnitude (M)	Shock Wave (T)
Norsey Island	January 23	4.0	$1.00 \times 10^4$
Vanua Levu Island	April 30	5.3	$3.98 \times 10^4$
Quebec City	June 29	5.2	$3.58 \times 10^4$
Macleod Bay	November 13	5.7	$1.54 \times 10^5$
St. Lawrence	December 14	5.7	$3.01 \times 10^4$

65. 12.5%    67. 5.1%

69. $x$	$(1-x)^{10}$ : the number of
1	20,000
0.5	2,2500
0.1	2,5937
0.01	2,7048
0.001	2,7169
0.0001	2,7181
0.00001	2,7183

## PROBLEM SET B.5

1. 1.4650    3. 0.9826    5. -1.5110    7. -0.8477    9. -0.3339    11. 2.0006    13. -0.0845    15. 2.1875
17. 1.6168    19. 2.1131    21. 1.3333    23. 0.7500    25. 1.5917    27. 0.7156    29. 1.6356    31. 4.1051
33. 11.7 years    35. 9.23 years    37. 8.72 years    39. 18.8 years    41. 11.0 years    43. 18.3 years
45. 13.3 years later, toward the end of 2011    47. 17.5 years    49.  $t = \frac{1}{r} \ln \frac{A}{P}$     51.  $t = \frac{1}{r} \ln \frac{A}{P} = \log_2 P = \log_2 A$
53.  $r = \frac{\log A - \log P}{\log 1 - 1}$



# INDEX

15°-75°-90° triangles, 103  
30°-60°-90° triangles, 7  
45°-45°-90° triangles, 9

## A

absolute value, 394, 438  
accuracy of angles, 71, 105  
accuracy of sides, 71, 105  
acute angles, 3  
    trigonometric functions, 63-64  
acute triangles, 4  
addition and subtraction  
    algebraic vectors, 371-371, 38-  
    complex numbers, 392, 427  
    vectors, 97, 106  
addition property of equality, 390  
Agnesi, Maria Gaetana, 356  
Ailles rectangle, 105  
air speed, 353  
algebra-geometry association, 14  
algebraic approach to vectors, 365-375  
algebraic signs of trigonometric  
    functions, 28, 48  
algebraic vectors, 370-371, 373, 384  
ambiguous case, 345-349, 383  
amplitude, 172, 185, 196, 249  
    amplitude and period for sine and  
    cosine, 190  
analytic geometry, 15  
angle of depression, 81, 105  
angle of elevation, 81, 105  
angles, 15  
    accuracy, 71, 105  
    acute, 3  
        trigonometric functions, 63-64  
    complex cases, 3  
    conventional, 20, 17  
    degree measure of angles, 3-4, 66  
    double angle formulas, 275-276,  
        278, 295  
    half angle formulas, 282, 284, 295  
    initial side, 3  
    multiple angles and equations,  
        313-314, 333  
    negative, 3  
    obtuse, 3

    positive, 3  
    quadrantal, 21  
    reference, 110, 162  
    terminal, 110  
    right, 1-3  
    special, 57, 104  
    standard position, 20-21, 47  
    vertical, 3  
    supplementary, 3-4  
    terminal side, 5  
    triangles. *See* triangles  
        between vectors, 378-379  
angular frequency, 195  
angular velocity, 151, 164  
antilogarithm, 470  
apparent diameter, 140-150  
approximations of functions, 113-114  
arc length, 810, 163  
arccosine, 342  
Archimedes, 427  
arcsine, 342  
arctangent, 342  
area of sectors, 147-148, 164  
area of triangles, 383-384  
    three sides, 366  
    two angles and one side, 365  
    two sides and included angle, 364  
Arendt, Frank, 337  
Argon, Jean Robert, 442  
argument of complex numbers,  
    395, 438  
Arlequin, 42  
Arzoblanco, 139  
asymptote, 175, 177-178

## B

basic identities, 254  
bearing of a line, 84, 106  
Bloom, Alan, 14  
Bomballi, Rafael, 442

## C

cable cars, 10  
calculators and degree mode, 63-64  
Cardan, Jerome, 349, 398, 442  
    Cardan's formula, 398





- Cardano, Girolamo *See* Cardan, Jerome  
 cartesian coordinate system, 1-  
   change of base, 191-195  
   characteristic, 48-  
   circles, 18, 20, 47  
   equation, 19  
 circular functions, 129-140, 162  
   definition, 131  
   domains, 155, 163  
   geometric representations, 136  
   ranges, 155, 163  
 cofunctions, 55, 58  
 cofunction theorem, 56, 104  
 combinations of functions: graphing,  
   264-277  
 common logarithms, 467-490  
 complement, 3  
 complementary angles, 3  
 complex conjugates, 354, 437  
 complex numbers  
   absolute value, 399, 436  
   addition and subtraction,  
     392, 437  
   arguments, 395, 436  
   complex conjugates, 393, 437  
   definition, 391, 391, 437  
   equality, 392, 437  
   graphing, 398, 438  
   imaginary part, 391, 437  
   imaginary unit, 391  
   modulus, 395  
   multiplication and division, 391,  
     404-408, 437  
   powers of  $i$ , 391, 435  
   roots, 410-412, 439  
   trigonometric form, 393-401, 436  
 component form of vectors,  
   368-372  
 compound interest, 463, 471, 496  
 conditional equations, 360  
 continuously compounded  
   interest, 469  
 contour lines, 52  
 conversion factors, 154  
 coscant, 212-215  
 cosecant graphs, 177-178  
 cosine, 55  
 cosine and sine functions,  
   graphing, 204  
 cosine graphs, 173-175  
 cosine law, 356, 383  
   derivation, 357  
   three sides, 358-359  
   two sides and included angle, 357-358  
 cotangent and tangent, 208-217  
 cotangent and tangent functions,  
   graphing, 212  
 cotangent graphs, 178-179  
 coterminal angles, 21, 47  
 Cotes, Roger, 118  
 cycloid, 354-355
- D**  
 de Moivre, Abraham, 463, 442  
   de Moivre's theorem, 406, 439  
 decimal, 48-51  
 decimal degrees, 62, 105  
 degree measure of angles, 3-4, 46  
 degree mode and calculators, 63-64  
 degrees, 3, 6-62, 104  
   converting from radians, 121-123  
   converting to radians, 121-123  
   radians and degrees, 117-129, 63  
 dependent variable, 446  
 Descartes, René, 14  
   Cartesian coordinate system, 1-17  
 De Moivre, Abraham, 165  
 difference and sum formulas, 260-259,  
   271, 264  
 direction, 84-103  
 distance formula, 17-18, 46  
 domains, 115, 445, 446-447  
 domains of circular functions, 135, 154  
 dot product, 378-381, 385  
 double-angle formulas, 275, 276,  
   279, 265  
 doubling time, 494
- E**  
 Einstein, Albert, 369  
   theory of relativity, 60, 369  
 eliminating the parameter, 324  
 equality for complex numbers,  
   392, 437  
 equality for vectors, 94  
 equations  
   circles, 19  
   conditional, 360  
   from graphs, 218-221  
   multiple angles, 313-314, 337  
   parametric, 322, 332



polynomial coefficients, 474-475, 440  
 trigonometric, 300-305, 308-311,  
 332-333

equilateral triangles, 4

equivalent forms

Pythagorean identities, 36

reciprocal identities, 34

Euclid, Leonhard, 442

even functions, 180-182, 250

exponential equations, 495, 498

exponential form, 475

## F

Ferdinand, George W. G., 70

Ferris Wheel, 70-71

foot-pound, 150

Fourier series, 294

force, 98

frequency, 96

function(s), 237

even and odd, 180-182

exponential, 474-475

inverse, 237, 238, 283, 459, 467

inverse trigonometric, 297-298

logarithmic, 474, 476-477

notation, 446-449

one-to-one, 238, 458

trigonometric, 26-27, 29, 34, 36,  
 63-64, 131, 258-269

## G

Galileo, 169

geometric representations of circular  
 functions, 136

geometric-algebraic association, 17

golden ratio, 17

graphing

combination(s) of functions,  
 234-237

complex numbers, 393, 398

inverse, 457-458

lines, 15-16

parabolas, 16-17

sine and cosine functions, 204

tangent and cotangent  
 functions, 314

graphs

cosecant, 178-179

cotang., 178-179

cotangent, 178-179

equations from graphs, 216-221

equations in polar coordinates,  
 415-416

secant, 178-179

sine, 170-171

tangent, 175-176

trigonometric functions, 179

Grassmann, Hermann, 319

Gravity Probe B, 57

great circle, 124

ground speed, 353

## H

half-angle formulas, 282, 284, 295

Halliday, Andrew Smith, 169

Hamilton, Sir William Rowan, 13,  
 359, 388

heating, 352, 353

Heron of Alexandria, 366

Heron's formula, 366

Hertz, 196

Hipparchus, 108, 129

horizontal vector components, 96, 105,  
 269, 272, 373

hyacinth, 5

## I

identities

basic, 294

involving inverse functions, 282-289

involving, 256-258, 294

Pythagorean, 33-35, 43, 237, 294

ratio, 34-35, 48, 257, 294

reciprocal, 33-34, 48, 257, 294

trigonometric equations, 333

imaginary axis, 399

imaginary number, 391

imaginary part of complex numbers,  
 391, 457

imaginary unit, 390

independent variable, 148

initial side of angle, 3

inverse function notation, 238, 459

inverse to a relation, 455

inverse trigonometric functions, 292, 294

ordinate, 240-241

definitions, 297

identical half formulas, 288, 289

notation, 233

sine, 170-171

tangent function, 211

isosceles triangles, 4



- L**  
law of cosines, 356, 383  
  derivation, 357  
  three sides, 358–359  
  two sides and included angle, 357–359  
law of sines  
  ambiguous case, 348–349, 383  
  law of sines, 355–359, 383  
  two angles and one side, 349  
legs of right triangle, 5  
Lichfield, Georg, C., 209  
linear velocity, 150, 164  
linear graphing, 15–16  
lines of sight, 82  
logarithmic form, 475  
logarithms, 474–475  
  change of base, 494–495  
  common, 487–488  
  identities, 477  
  natural, 487–488  
  properties of, 483–483  
**M**  
magnitude of vectors, 370, 384  
mantissa, 488  
McClure, William, 153  
Melville, Herman, 333  
minutes, 61–62, 104  
modulus, 399  
multiple angles and equations,  
  313–318, 333  
multiplication and division with  
  complex numbers, 392, 477  
multiplication property of equality, 200  
**N**  
natural logarithm, 490–491  
navigation, 24, 352–362, 383  
negative angles, 3  
**O**  
oblique triangles, 338  
obtuse angles, 3  
obtuse triangles, 4  
odd fractions, 187–182, 250  
one-to-one function, 235, 458  
**P**  
parabolas, graphing, 16–17  
parameters, 422  
  eliminating, 424  
parametric equations, 422, 423, 423  
Pascal, Blaise, 14  
periodic functions, 249  
period, 175, 177–188  
  amplitude and period for sine and  
  cosine, 190  
  vertical and phase shift for sine and  
  cosine, 209  
  vertical and phase shift for tangent  
  and cotangent, 212  
perpendicular vectors, 380–385  
pH formula, 488  
phase shift, 200–201, 250  
  vertical and phase shift for sine and  
  cosine, 209  
  vertical and phase shift for tangent  
  and cotangent, 212  
plane curves, 42  
Poincaré, Henri, 489  
polar axis, 418  
polar coordinates, 417, 439  
  equations, 424–425, 441  
  equations and graphs, 422–425  
  polar and rectangular coordinates,  
  420–422, 439  
pole, 418  
positive angles, 3  
powers of  $i$ , 293, 409  
product-to-sum formulas, 295, 295  
products and quotients in trigonometric  
  form, 404–408, 453  
properties of logarithms, 487–488  
proving identities, 256–258  
Ptolemy, Claudius, 108, 298  
Pythagoras, 51  
  Pythagorean identities, 25–26, 48,  
  257, 294  
  Pythagorean Theorem, 1, 5, 6, 46, 50  
  Pythagorean, 1  
Pythagorean triple, 7  
**Q**  
quadrantal angles, 21  
quadrants, 14  
quaternions, 387  
**R**  
radius, 63  
  converting from degrees, 125, 123  
  converting to degrees, 121, 123  
de Moivre, 118



radian measure, 1.3, 162  
 radians and degrees, 4.7, 29, 163  
 range, 135, 413, 417  
 ranges of circular functions, 135, 63  
 ratio identities, 37, 38, 257, 291  
 real axis, 395  
 real part of complex numbers, 391, 137  
 reciprocal identities, 33, 37, 48,  
 257, 291  
 rectangular and polar coordinates,  
 420–421, 439  
 rectangular coordinate system, 19  
 reference angles, 110, 162  
     of coterm. 114  
 reflections on  $y$  axis, 186–187  
 related angles, 110  
 relation, 4–7  
 relativity, Einstein's general  
     theory, 62  
 resultant vectors, 94  
 Richter scale, 474  
 right angles, 1, 3  
 right triangle trigonometry, 53–54  
 right triangles, 1, 3, 4  
 roots of complex numbers,  
 416–418, 417  
 rounding off, 72  
 Russell, Benjamin, 255

## S

scalar multiplication, 371–372  
 scalar, 33, 165  
 scalene triangles, 4  
 sector graphs, 178–179  
 semi, 21–215  
 seconds, 61–62, 118  
 systems area, 341–343, 164  
 semiperimeter of triangle, 166  
 Shakespeare, William, 51  
 sheaves, 116  
 sides, similarity, 21, 115  
 significant digits, 74, 115  
 simple harmonic motion, 195  
 sine, 58  
 sine and cosine functions,  
     graphing, 218  
 sine graphs, 170–173  
 sides, law of  
     ambiguous case, 344–349, 133  
     law of sines, 354–359, 381  
     two angles and one side, 340

Sky Wheel, 165  
 Smith, E. R., 1  
 solving triangles, 70–72, 338  
 special angles, 57, 101  
 special triangles, 5, 16  
 Spiral of Fibonacci, 1  
 standard form and polar form  
     form, converting between,  
     100–101  
 standard position  
     angles, 50–51, 17  
     vectors, 96, 169  
 static equilibrium, 98  
 straight angles, 3  
 subtraction and addition  
     algebraic vectors, 270–271  
     complex numbers, 392  
     vectors, 94, 106  
 sums and differences, formulas, 267–269,  
     271, 294  
 sum of product formulas,  
     271, 295  
 standards, 76  
 sunset cycle, 253–254  
 supplementary angles, 2–4  
 symmetry property of inverses, 451

## T

tangent and cotangent, 278–282  
 tangent and cotangent functions,  
     graphing, 212  
 tangent graphs, 175–176  
 terminal side of angles, 3  
 theory of relativity, 62, 361  
 Theorems, James T., 118  
 topographic maps, 82  
 translations, method, 198–199  
 triangles  
     30°–60°–90°, 168  
     30°–60°–90°, 7  
     45°–45°–90°, 9  
     acute, 4  
     area, 164–165, 134–138  
     equilateral, 4  
     isosceles, 4  
     obtuse, 3, 11  
     obtuse, 4  
     right, 4  
     scalene, 4  
     semiperimeter, 166  
     special, 5, 16



- trigonometric equations, 300–305,  
306–311, 352–355
- identifies, 337
- resulting in triple angles, 314–318
- trigonometric form
- complex numbers, 306–307, 438
  - converting to and from standard form, 461–464
  - products and quotients, 414–418, 438
- trigonometric functions, 36–37
- $\cot^{-1}$ , 104
  - acute angles, 34–34
  - algebraic signs, 34, 40
  - definition, 37
  - inverse functions, 370–373
  - right triangles, 34
  - special angles, 37, 104
- trigonometry, right triangle, 31–34
- unit circle, 15, 383
- U**
- unit circle, 19, 132–133, 170–171
- unit horizontal vector, 372
- unit vertical vector, 372
- V**
- vectors
- addition and subtraction, 94, 100
  - addition and subtraction algebraic vectors, 370–371, 380
  - algebraic approach, 360–375
  - algebraic vectors, 370, 384
  - component form, 369, 372
  - dot product, 375–381, 385
  - equality, 94
  - horizontal and vertical components, 95, 106, 369, 372–373
  - magnitude, 341, 384
  - perpendicular, 380, 385
  - resultant, 94
  - scalar multiplication, 371–372
  - standard position, 36, 369
  - unit vectors, 372
  - vector quantities, 91, 105
  - zero vector, 94
- velocities
- angular velocity, 151
  - linear velocity, 149
  - relationship, p. 157
- vertex of angle, 3
- vertical line test, 108, 447
- vertical translations, 198–199, 241
- vertical vector components, 96, 106, 369, 372–373
- W**
- wind speed, 350
- Wilfredo, Azucel, 331
- Wolfe, Rudolph, 254
- work, 100, 380–381, 387
- X**
- x-axis reflection, 180–187
- Z**
- axis, 172
- zero vector, 94