

A
A
0
0
0
0
0
2
2
0
7
7
2



UC SOUTHERN REGIONAL LIBRARY FACILITY

Map Lib.

G

1019

W888

1916

Woolworth's Atlas of the World



THE LIBRARY
OF
THE UNIVERSITY
OF CALIFORNIA
LOS ANGELES

WOOLWORTH'S ATLAS OF THE WORLD



UCLA MAP LIBRARY

RECEIVED 26 JUN 1970

FILE LETTER AND NUMBER

Letter C. P. Reusch

WOOLWORTH'S ATLAS OF THE WORLD

CONTENTS

	Page	Map Library
List of Principal Cities with Population	2	
Hemispheres	3	
Pacific Ocean and Oceanica	4	
NORTH AMERICA	5	
United States	6-7	
Mexico	8	
Central America	9	
Cuba, Porto Rico, Jamaica, West Indies	10	
SOUTH AMERICA	11	
Colombia, Venezuela, Ecuador, Peru and Bolivia	12	
Brazil and Guiana	13	
Argentina, Chile, Paraguay and Uruguay	14	
EUROPE	15	
British Isles	16	
England	17	
France	18	
Holland, Belgium, Denmark and Switzerland	19	
German Empire	20	
Austria-Hungary	21	
Norway, Sweden and Denmark	22	
Italy	23	
Spain and the Levant	24	
Servia, Rumania, Bulgaria, Montenegro, Al- bania, Greece and Turkey	25	
Russia	26-27	
ASIA	28	
India	29	
China	30	
Japan	31	
AFRICA	32	
AUSTRALIA	33	
United States, Territorial Growth	34	
List of Countries and Principal Divisions of the World with Area and Population	35-36	

G
1019
W888
1916

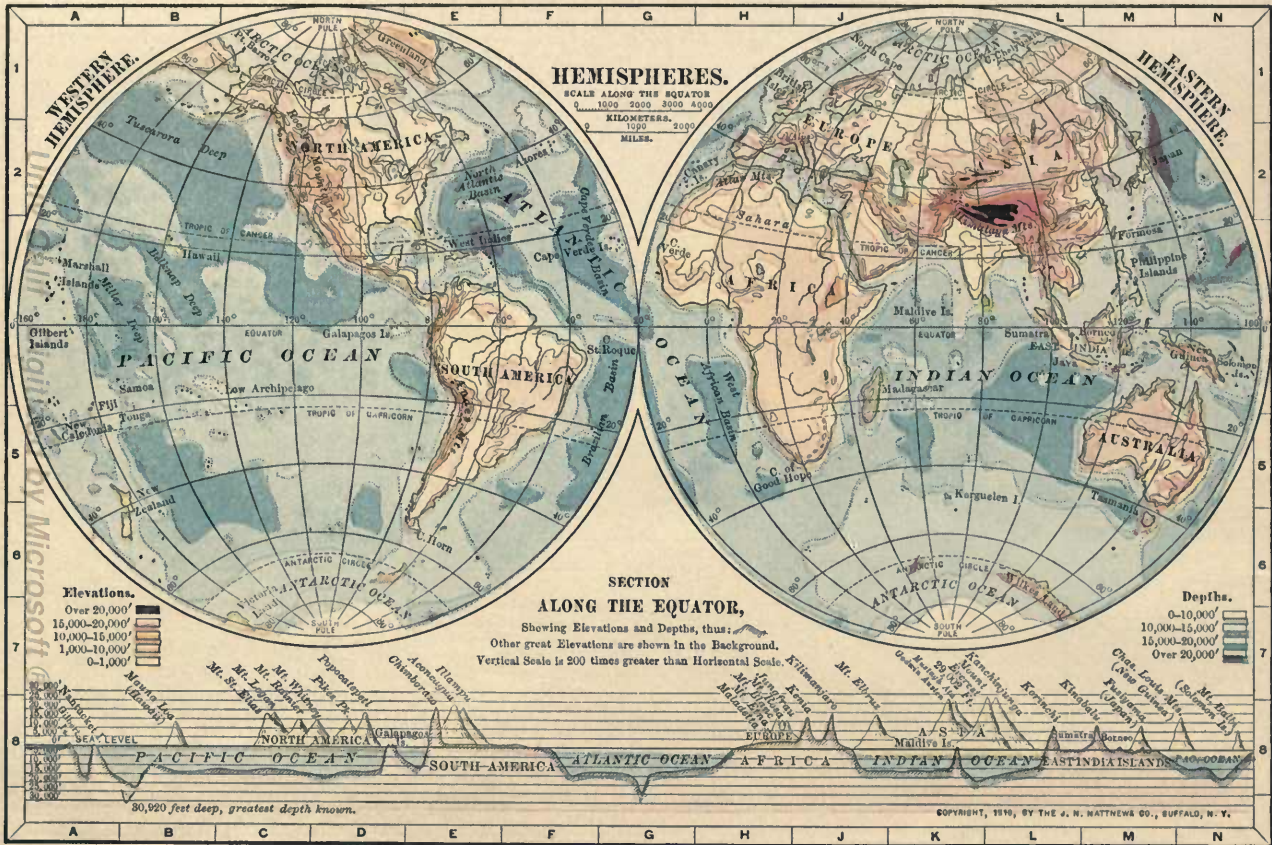
Especially Engraved and Printed at
THE MATTHEWS-NORTHRUP WORKS
BUFFALO, N. Y.
FOR F. W. WOOLWORTH CO.

Copyright, 1916, by The Matthews-Northrup Works

PRINCIPAL CITIES IN THE WORLD

WITH POPULATION FROM LAST CENSUS

Cities in the United States		Cities in Foreign Countries	
	POP. 1910	POPULATION	POPULATION
Albany, N. Y.	100,253	Adelaide, Australia	192,000
Atlanta, Ga.	154,839	Alexandria, Egypt	332,000
Baltimore, Md.	558,485	Algiers, Algeria	172,000
Birmingham, Ala.	132,685	Amsterdam, Hol.	595,000
Boston, Mass.	670,585	Antwerp, Belgium	313,000
Bridgeport, Conn.	102,054	Asuncion, Paraguay	84,000
Buffalo, N. Y.	423,715	Athens, Greece	168,000
Cambridge, Mass.	104,839	Bahia, Brazil	290,000
Charleston, S. C.	58,833	Baku, Caucasus	202,000
Chicago, Ill.	2,185,233	Bangkok, Siam	629,000
Cincinnati, Ohio	363,591	Barcelona, Spain	560,000
Cleveland, Ohio	560,663	Basel, Switzerland	132,000
Columbus, Ohio	181,511	Batavia, Java	139,000
Dallas, Tex.	92,104	Beirut, Turkey	150,000
Dayton, Ohio	116,577	Belfast, Ireland	386,000
Denver, Col.	213,381	Belgrade, Servia	91,000
Des Moines, Iowa	86,363	Benares, India	204,000
Detroit, Mich.	465,766	Bergen, Norway	77,000
Duluth, Minn.	78,466	Berlin, Germany	2,071,000
Fall River, Mass.	119,295	Bern, Switzerland	86,000
Fort Worth, Tex.	73,312	Birmingham, Eng.	526,000
Grand Rapids, Mich.	112,571	Bogota, Colombia	121,000
Harrisburg, Pa.	64,186	Bombay, India	979,000
Hartford, Conn.	98,915	Bordeaux, France	262,000
Honolulu, Hawaii	52,183	Bremen, Germany	247,000
Indianapolis, Ind.	233,650	Breslau, Germany	512,000
Jersey City, N. J.	267,779	Brussels, Belgium	664,000
Kansas City, Mo.	248,381	Bucharest, Rumania	338,000
Lincoln, Neb.	43,973	Budapest, Hungary	882,000
Little Rock, Ark.	45,941	Buenos Aires, Arg.	1,320,000
Los Angeles, Cal.	319,193	Cairo, Egypt	655,000
Louisville, Ky.	223,928	Calais, France	72,000
Lowell, Mass.	106,294	Calcutta, India	1,222,000
Manila, Phil. Is. ('03)		Canton, China	900,000
Memphis, Tenn.	131,105	Capetown, S. Africa	67,000
Milwaukee, Wis.	373,857	Caracas, Venezuela	73,000
Minneapolis, Minn.	301,403	Christiania, Norway	244,000
Nashville, Tenn.	110,364	Cologne, Germany	516,000
Newark, N. J.	347,469	Colombo, Ceylon.	213,000
New Haven, Conn.	133,605	Colon, Panama	26,000
New Orleans, La.	339,075	Constantinople, Tur.	1,125,000
New York, N. Y.	4,766,883	Copenhagen, Den.	462,000
Oakland, Cal.	150,174	Damascus, Turkey	350,000
Oklahoma, Okla.	64,205	Delhi, India	233,000
Omaha, Neb.	124,096	Dresden, Germany	547,000
Paterson, N. J.	125,600	Dublin, Ireland	309,000
Philadelphia, Pa.	1,549,008	Essen, Germany	295,000
Pittsburgh, Pa.	533,905	Florence, Italy	233,000
Portland, Oregon	207,214	Fu-chau, China	624,000
Providence, R. I.	224,326	Geneva, Switzerland	128,000
Richmond, Va.	127,628	Genoa, Italy	272,000
Rochester, N. Y.	218,149	Glasgow, Scotland	783,000
Sacramento, Cal.	44,696	Goteborg, Sweden	168,000
St. Louis, Mo.	687,029	Gautemala, Gautemala	90,000
St. Paul, Minn.	214,744	Guayaquil, Ecuador	80,000
Salt Lake City, Utah	92,777	Hague, Holland	302,000
San Francisco, Cal.	416,912	Hamburg, Germany	932,000
San Juan, P. R.	48,716	Han-kau, China	870,000
Savannah, Ga.	65,064	Havana, Cuba	320,000
Scranton, Pa.	129,867	Havre, France	136,000
Seattle, Wash.	237,194	Hyderabad, India	501,000
Spokane, Wash.	104,402	Irkutsk, Siberia	112,000
Springfield, Ill.	51,678	Jerusalem, Turkey	80,000
Syracuse, N. Y.	137,249	Johannesburg, S. Af.	237,000
Toledo, Ohio	168,497	Kief, Russia	501,000
Trenton, N. J.	96,815	La Paz, Bolivia	55,000
Washington, D. C.	331,069	Leeds, England	446,000
Wilmington, Del.	87,411	Leipzig, Germany	588,000
Worcester, Mass.	145,986	Liege, Belgium	171,000
Youngstown, Ohio	79,066	Lima, Peru	141,000
		Lisbon, Portugal	435,000
		Liverpool, England	747,000
		London, England	7,253,000
		Lyon, France	524,000
		Madras, India	519,000
		Madrid, Spain	572,000
		Manchester, England	715,000
		Marseille, France	551,000
		Mekka, Turkey	80,000
		Melbourne, Australia	592,000
		Mexico, Mexico	471,000
		Milan, Italy	599,000
		Montevideo, Uruguay	374,000
		Montreal, Canada	471,000
		Moscow, Russia	1,618,000
		Munich, Germany	595,000
		Naples, Italy	723,000
		Odessa, Russia	540,000
		Oporto, Portugal	194,000
		Osaka, Japan	1,227,000
		Ottawa, Canada	87,000
		Panama, Panama	56,000
		Para, Brazil	200,000
		Paris, France	2,888,000
		Peking, China	700,000
		Pernambuco, Brazil	150,000
		Prograd, Russia	1,908,000
		Prague, Austria	225,000
		Quebec, Canada	78,000
		Quito, Ecuador	51,000
		Riga, Russia	350,000
		Rio de Janeiro, Braz.	1,128,000
		Rome, Italy	539,000
		Rotterdam, Holland	459,000
		Rouen, France	125,000
		St. Etienne, France	149,000
		St. Johns, N. F.	32,000
		Saloniki, Greece	174,000
		Santiago, Chile	378,000
		Seoul, Korea	279,000
		Shanghai, China	651,000
		Sheffield, England	455,000
		Singapore, Straits Settlements	310,000
		Sofia, Bulgaria	103,000
		Su-chau, China	500,000
		Stettin, Germany	236,000
		Stockholm, Sweden	342,000
		Sydney, Australia	637,000
		Tampico, Mexico	18,000
		Teheran, Persia	280,000
		Tientsin, China	800,000
		Tiflis, Caucasus	200,000
		Tokio, Japan	2,099,000
		Tomsk, Siberia	112,000
		Toronto, Canada	377,000
		Trieste, Austria	230,000
		Tunis, Tunis	250,000
		Turin, Italy	428,000
		Valencia, Spain	233,000
		Valparaiso, Chile	180,000
		Vancouver, Canada	100,000
		Venice, Italy	161,000
		Vera Cruz, Mexico	45,000
		Vienna, Austria	2,031,000
		Vladivostok, Siberia	108,000
		Warsaw, Russia	848,000
		Winnipeg, Canada	136,000
		Yokohama, Japan	394,000
		Zurich, Switzerland	191,000



HEMISPHERES.

SCALE ALONG THE EQUATOR
 0 1000 2000 3000 4000
 KILOMETERS. 1000 2000
 MILES.

SECTION ALONG THE EQUATOR,

Showing Elevations and Depths, thus:
 Other great Elevations are shown in the Background.
 Vertical Scale is 800 times greater than Horizontal Scale.

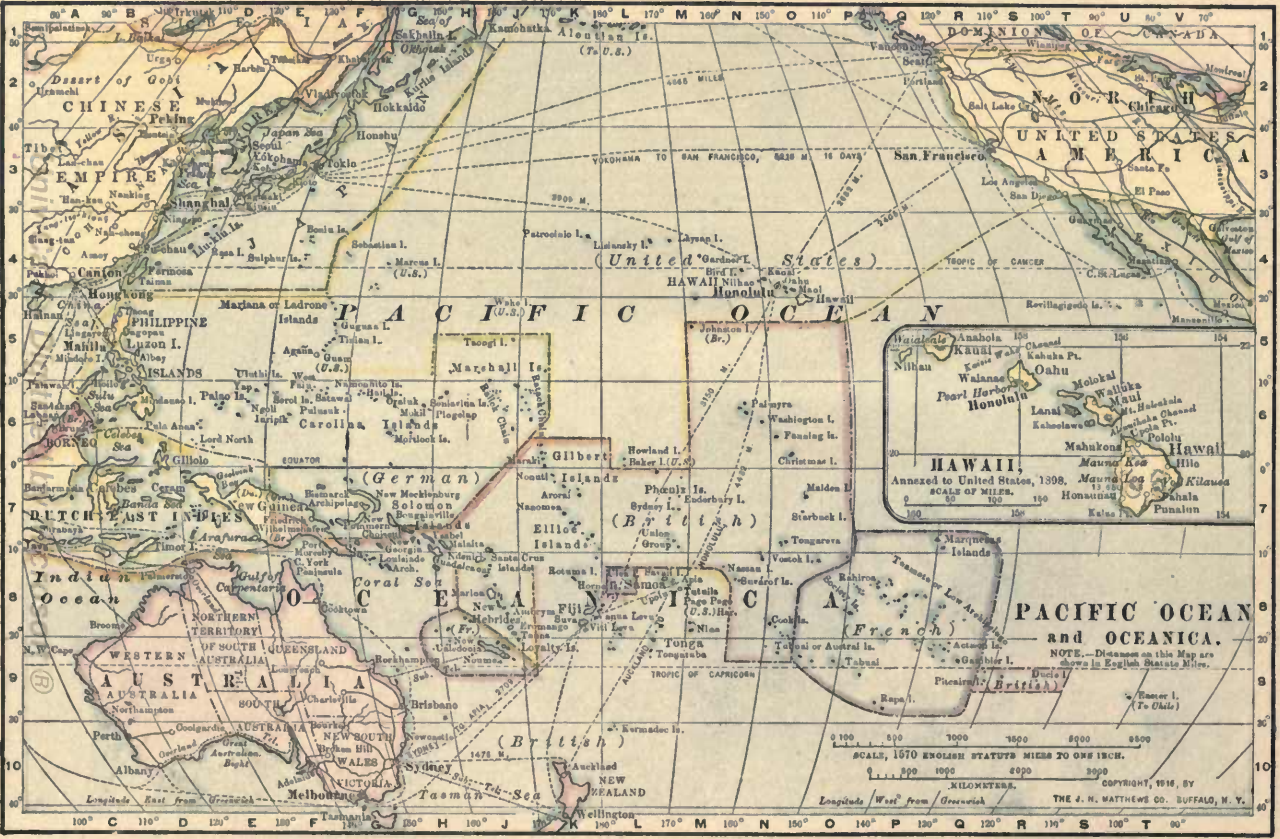
Elevations.
 Over 20,000'
 15,000-20,000'
 10,000-15,000'
 1,000-10,000'
 0-1,000'

Depths.
 0-10,000'
 10,000-15,000'
 15,000-20,000'
 Over 20,000'

80,920 feet deep, greatest depth known.

COPYRIGHT, 1910, BY THE J. N. MATTHEWS CO., BUFFALO, N. Y.

HEMISPHERES. 3



PACIFIC OCEAN and OCEANICA.
 NOTE.—Distances on this Map are shown in English Statute Miles.
 SCALE, 1670 ENGLISH STATUTE MILES TO ONE INCH.
 KILOMETERS.
 COPYRIGHT, 1916, BY THE J. H. MATTHEWS CO. BUFFALO, N. Y.



NORTH AMERICA.

Plan of PANAMA CANAL and U. S. Canal Zone

Route of Canal — Panama R.R. —

SCALE OF STATUTE MILES

SCALE 500 MILES TO ONE INCH. 80° 1090 KILOMETERS.

6. UNITED STATES









Urb. Calif - Digitized by Microsoft®

MEXICO.

SCALE OF MILES.



COPYRIGHT, 1914, BY WM. P. NORTHRUP, BUFFALO, N. Y.



Digitized by Microsoft®



General Map of the
WEST INDIES.
SCALE OF MILES.
0 50 100 150 200 250 300 350
KILOMETERS.
0 100 200 300 400

**CUBA,
PORTO RICO, and JAMAICA.**
SCALE OF MILES.
0 50 100 150
KILOMETERS.
0 50 100 150

Explanation.
Submarine Telegraph Lines: ————
Railroads: ————
COPYRIGHT, 1919, BY THE J. N. MATTHEWS CO., BUFFALO, N. Y.



SOUTH AMERICA.

SCALE OF MILES.
 0 100 200 300 400 500 600
 KILOMETERS.
 0 100 200 300 400 500

Rio de Janeiro
 Bay of Rio de Janeiro
 Rio de Janeiro
 Rio de Janeiro and Vicinity.
 Scale of Miles.

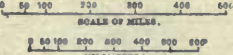
Buenos Aires, Montevideo
 and Vicinity.
 SCALE OF MILES.
 0 20 40 60
URUGUAY
ARGENTINA
 Buenos Aires
 Montevideo
 Rio de la Plata

Comparative Area.
KANSAS,
 82 080
 Square Miles.

12. COLOMBIA, VENEZUELA, ECUADOR, PERU AND BOLIVIA



**COLOMBIA, VENEZUELA,
ECUADOR, PERU
and BOLIVIA**
with western part of BRAZIL.



Copyright, 1910, by THE G. & E. MATTHEWS CO., BUFFALO, N. Y.

THE G. & E. MATTHEWS CO., BUFFALO, N. Y.

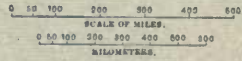
Digitized by Google



14. ARGENTINA, CHILE, PARAGUAY AND URUGUAY



ARGENTINA, CHILE, PARAGUAY and URUGUAY.



COPYRIGHT, 1918, BY THE J. N. MATTHEWS CO., BUFFALO, N. Y.

Microsoft®

THE M. N. WORKS, BUFFALO, N. Y.



16. BRITISH ISLES





ENGLAND

SCALE OF MILES.
 0 10 20 30 40 50 60
 KILOMETERS.
 0 10 20 30 40 50 60 70 80

COPYRIGHT, 1914, BY
 THE J. H. MATTHEWS CO., BUFFALO, N. Y.


FRANCE



A 4° Longitude B West 2° from C Greenwich 0° D 2° Longitude E East 4° from F Greenwich 6° G 8°

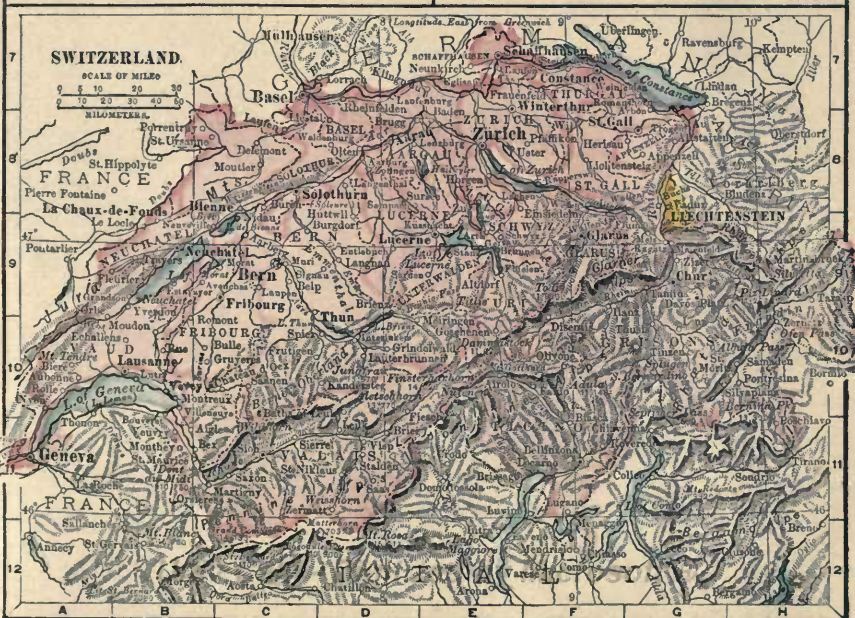
London The Hague Rotterdam ENGLAND NETHERLANDS North Sea BRUSSELS BELGIUM English Channel Havre Rouen PARIS LYON Marseille Toulon Corsica

FRANCE




CORSICA








GERMAN EMPIRE



THE RHINE AND VICINITY.



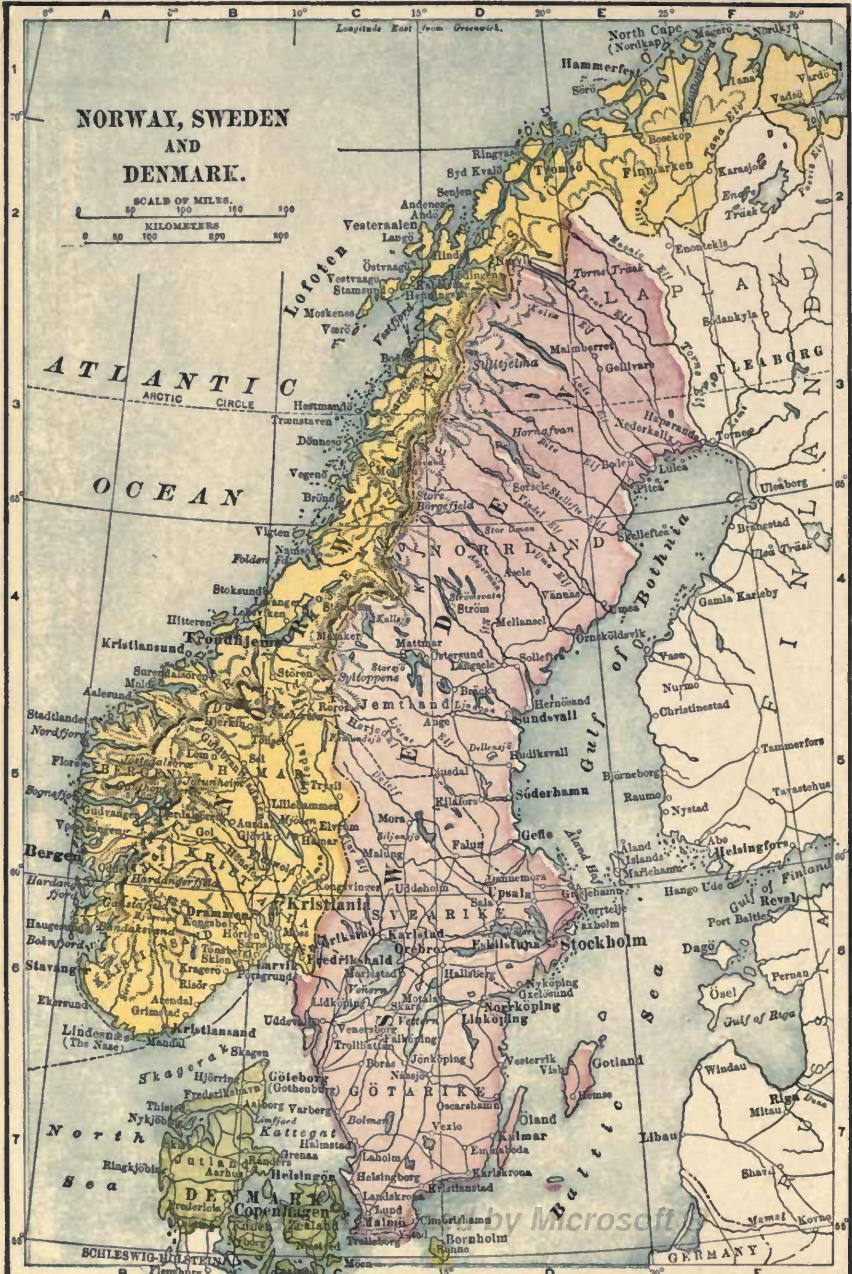


COPYRIGHT, 1914, BY THE S. N. MATTHEWS CO., BUFFALO, N. Y.

AUSTRIA-HUNGARY
SCALE OF MILES.
0 20 40 60 80 100 120 140 160 180 200
KILOMETERS

AUSTRIA-HUNGARY. 21

22. NORWAY, SWEDEN AND DENMARK





The 17 Divisions shown in Italy, are called "Compartimenti." The 60 Provinces into which the Kingdom of Italy is divided have the same names as the Capital of the respective Provinces, shown on the Map thus: ●

NAPLES AND VICINITY.

ITALY

Capital of Country thus: ●

SCALE OF MILES.

SCALE OF MILES.

KILOMETERS.

24. SPAIN, PORTUGAL AND THE LEVANT



SERVIA, RUMANIA, BULGARIA, MONTENEGRO, ALBANIA, GREECE AND TURKEY.

Copyright, 1914, by The A. M. Matthews Co., Publishers, N. Y.



SCALE OF MILES

0 50 100 150 200

0 50 100 150 200

KILOMETERS

THE M. N. WORKS, BOSTON.





RUSSIA

0 100 200 300 400
 SCALE OF MILES
 0 200 400 600 800
 KILOMETERS

COPYRIGHT, 1914, BY
 THE M. N. MATHEWS CO., BUFFALO, N. Y.
 THE M. N. WORPS BUFFALO.



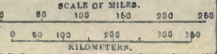


Cliff Digitized by Microsoft®





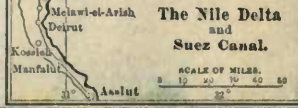
JAPAN
and its Relation to
the Mainland.



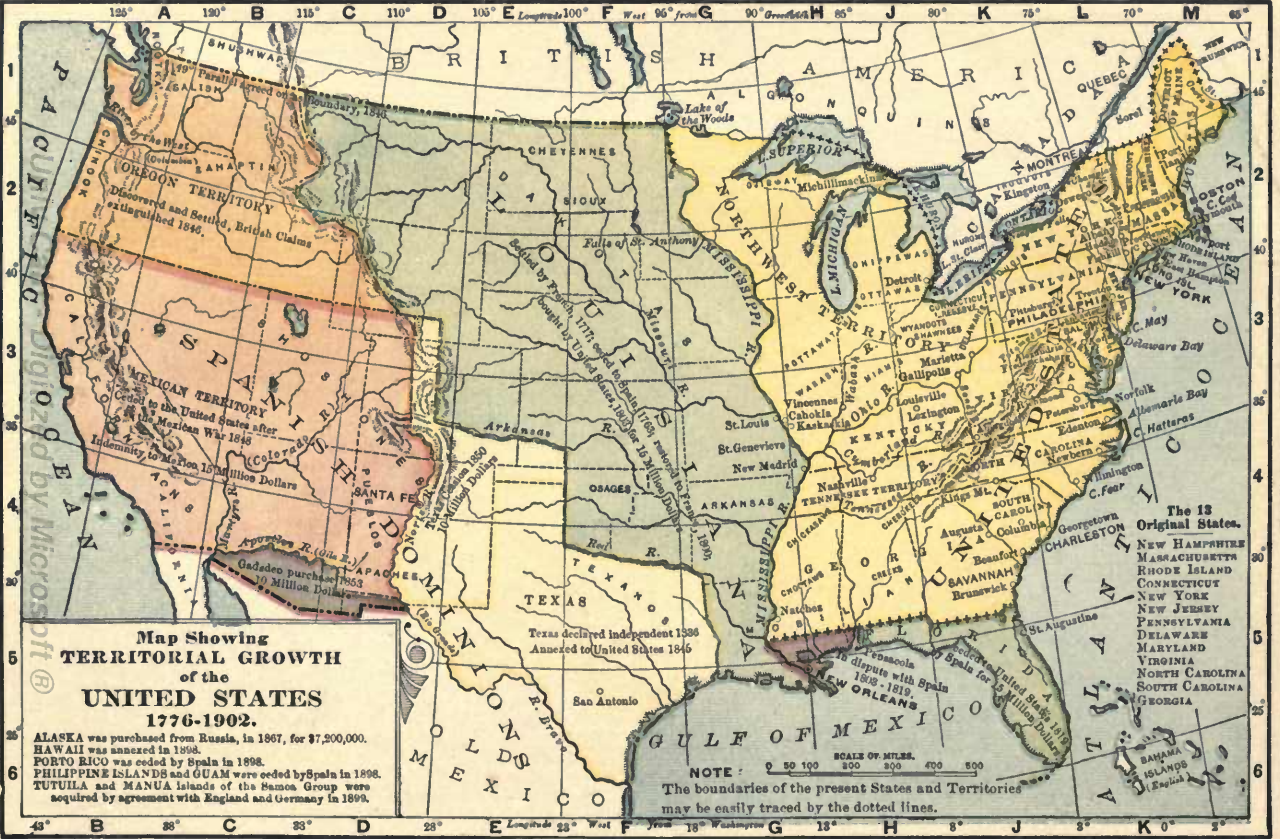
COPYRIGHT, 1914, BY THE S. W. MATTHEWS CO., BUFFALO, N. Y.



Digitized by Google







**Map Showing
TERRITORIAL GROWTH
of the
UNITED STATES
1776-1902.**

ALASKA was purchased from Russia, in 1867, for \$7,200,000.
 HAWAII was annexed in 1898.
 PORTO RICO was ceded by Spain in 1898.
 PHILIPPINE ISLANDS and GUAM were ceded by Spain in 1898.
 TUTUILA and MANUA Islands of the Samoa Group were
 acquired by agreement with England and Germany in 1899.

**The 13
Original States.**
 NEW HAMPSHIRE
 MASSACHUSETTS
 RHODE ISLAND
 CONNECTICUT
 NEW YORK
 NEW JERSEY
 PENNSYLVANIA
 DELAWARE
 MARYLAND
 VIRGINIA
 NORTH CAROLINA
 SOUTH CAROLINA
 GEORGIA

NOTE: The boundaries of the present States and Territories may be easily traced by the dotted lines.

COUNTRIES AND PRINCIPAL DIVISIONS OF THE WORLD

WITH AREA AND POPULATION

United States			Foreign Countries		
	Sq. MILES	Pop. 1910		Sq. MILES	Pop.
Alabama	51,998	2,138,093	Abyssinia	312,000	8,000,000
Arizona	113,956	204,354	Afghanistan	240,900	6,000,000
Arkansas	53,335	1,574,449	Africa	11,514,000	134,000,000
California	158,297	2,377,549	Albania	11,500	850,000
Colorado	103,948	799,024	Alberta	255,285	375,000
Connecticut	4,965	1,114,756	Algeria	343,600	5,564,000
Delaware	2,370	202,322	Alsace-Lorraine	5,604	1,874,014
Dist. of Columbia	70	331,069	Andorra	175	5,231
Florida	58,666	752,619	Anglo-Egyptian Sudan	785,700	3,000,000
Georgia	59,265	2,609,121	Angola (Portuguese West Africa)	490,800	4,161,000
Idaho	84,313	325,594	Arabia	880,000	950,000
Illinois	56,665	5,638,591	Argentina	1,084,000	8,700,000
Indiana	36,354	2,700,876	Asia	17,073,000	865,041,000
Iowa	56,147	2,224,771	Australia	2,972,866	4,455,000
Kansas	82,158	1,690,949	Austria	115,909	28,572,000
Kentucky	40,598	2,289,905	Austria-Hungary	261,285	51,366,000
Louisiana	48,506	1,656,388	Baden	5,823	2,142,833
Maine	33,040	742,371	Baluchistan	54,228	414,412
Maryland	12,327	1,295,346	Bavaria	29,292	6,887,291
Massachusetts	8,266	3,366,416	Belgian Congo	927,200	15,000,000
Michigan	57,980	2,810,173	Belgium	11,373	7,424,000
Minnesota	84,682	2,075,708	Bhutan	20,000	250,000
Mississippi	46,865	1,797,114	Bohemia	20,065	6,827,261
Missouri	69,420	3,293,335	Bolivia	440,000	2,521,000
Montana	146,572	376,053	Borneo	243,843	1,441,838
Nebraska	77,520	1,192,214	Bosnia and Herzego- vina	19,768	1,898,044
Nevada	110,690	81,875	Brazil	3,300,000	24,308,000
New Hampshire	9,341	430,572	British Central Africa	39,315	1,061,207
New Jersey	8,224	2,537,167	British Columbia	355,855	392,000
New Mexico	122,634	327,301	British East Africa	434,200	7,244,000
New York	49,204	9,113,614	British Honduras	8,600	41,000
North Carolina	52,426	2,206,287	British Isles	121,390	45,366,000
North Dakota	70,837	577,056	Brunswick	1,418	494,339
Ohio	41,040	4,767,121	Bukowina	4,033	814,247
Oklahoma	70,057	1,657,155	Bulgaria	43,300	4,752,000
Oregon	96,699	672,765	Burma	230,839	12,115,217
Pennsylvania	45,126	7,665,111	Canada, Dominion of	3,759,365	7,205,000
Rhode Island	1,248	542,610	Cape Colony	277,000	2,565,000
South Carolina	30,989	1,515,400	Celebes Islands	71,470	851,905
South Dakota	77,615	583,888	Central America	206,700	5,375,000
Tennessee	42,022	2,184,789	Central Asia (Russian)	1,366,832	10,957,400
Texas	265,896	3,896,542	Ceylon	25,500	3,643,000
Utah	84,990	373,351	Chile	293,000	3,552,000
Vermont	9,564	355,956	China	1,497,000	302,110,000
Virginia	42,627	2,061,612	Colombia	466,000	5,071,000
Washington	69,127	1,141,990	Corsica	3,367	288,820
West Virginia	24,170	1,221,119	Costa Rica	18,690	420,000
Wisconsin	59,066	2,333,860	Crete	3,365	353,206
Wyoming	97,914	145,965	Cuba	44,000	2,469,000
Continental U. S.	3,088,519	91,972,266	Denmark	15,593	2,775,000
OUTLYING TERRITORY, ETC.					
Alaska Territory	590,884	64,356	Dominican Republic (Santo Domingo)	18,750	708,000
Hawaii Territory	6,449	191,909	Dutch East Indies	736,400	38,000,000
Porto Rico	3,435	1,118,012	Ecuador	118,000	1,500,000
Philippine Islands ('03)	115,026	7,635,426	Egypt	247,900	11,287,000
Tutuila, etc.	77	6,100	England	50,850	34,043,000
Guam	210	9,000	Europe	3,864,000	455,326,000
Panama Canal Zone	474	50,000	Fiji Islands	7,435	153,704
Soldiers and sailors sta- tioned abroad		55,608	France	207,217	39,602,000
Total Outlying	716,555	9,130,411	French Equatorial Af- rica (French Kongo)	579,500	9,000,000
Grand Total	3,805,074	101,102,677	French Indo-China	256,500	16,596,000
			French West Africa	680,600	12,061,000
			Galicia	30,321	8,160,783
			German East Africa	372,300	7,665,000

COUNTRIES AND PRINCIPAL DIVISIONS OF THE WORLD — *Continued*

Foreign Countries			Foreign Countries		
	Sq. MILES	Pop.		Sq. MILES	Pop.
German Empire	210,260	64,926,000	Paraguay	100,000	850,000
German South-West Africa	318,000	95,000	Persia	635,000	9,500,000
Great Britain	121,633	45,370,530	Peru	440,000	4,586,000
Greece	43,350	4,821,000	Poland	43,804	11,960,500
Greenland	838,000	14,000	Portugal	34,264	5,546,000
Gautemala	43,640	2,119,000	Portuguese Guinea	13,940	820,000
Guiana, British	95,000	296,000	Prince Edward Island	2,184	94,000
Guiana, Dutch	50,000	86,000	Prussia	134,616	40,165,219
Guiana, French	30,500	49,000	Quebec	706,834	2,003,000
Haiti	11,070	2,500,000	Queensland	670,500	605,813
Hesse	2,966	1,282,051	Rhodesia	408,500	1,617,000
Honduras	44,276	554,000	Rumania	53,500	7,508,000
Hungary	125,613	20,886,000	Russia in Asia	6,659,000	35,165,000
Iceland	39,770	85,000	Russia in Europe	2,095,680	140,841,000
Indian Empire	1,856,500	315,157,000	Russian Empire	8,754,680	176,016,000
Ireland	32,360	4,382,000	Salvador	8,170	1,254,000
Italian Somaliland	139,430	400,000	San Marino	38	11,291
Italy	110,540	34,671,000	Sardinia	9,299	870,077
Jamaica	4,840	843,000	Saskatchewan	251,700	492,000
Japan (and Possessions)	261,300	73,383,000	Saxony	5,789	4,806,661
Java	51,000	30,098,000	Scotland	30,405	4,760,000
Kamerun	292,000	2,540,000	Servia	33,900	4,548,000
Korea	86,000	15,508,872	Siam	245,000	8,150,000
Liberia	40,000	2,100,000	Siberia	4,807,000	9,788,000
Libya	405,800	529,000	Sicily	9,935	3,743,447
Liechtenstein	65	10,716	Sierra Leone	4,000	75,572
Luxemburg	998	259,891	Sinkiang	550,000	2,000,000
Madagascar	228,600	3,153,000	Somali Coast Protectorate (British)	68,000	310,000
Manchuria	363,000	12,740,000	South America	6,856,000	55,556,000
Manitoba	251,832	456,000	South Australia	380,070	408,558
Mecklenburg-Schwerin	5,068	639,958	Spain	192,000	19,083,000
Mecklenburg-Strelitz	1,131	106,442	Straits Settlements	35,600	2,676,000
Mexico	767,300	15,160,000	Sumatra	161,612	4,029,503
Mongolia	1,076,000	1,800,000	Sweden	172,928	5,522,000
Montenegro	5,600	516,000	Switzerland	15,956	3,831,000
Morocco	176,000	3,464,000	Tasmania	26,215	191,211
Mozambique (State of East Africa)	295,800	3,120,000	Tibet	814,000	2,000,000
Natal	34,710	1,194,000	Transvaal	114,290	1,686,000
Netherlands (Holland)	12,772	6,213,000	Tunis	64,600	1,781,000
Nepal	59,500	5,000,000	Turkey in Asia	683,000	19,382,000
New Brunswick	27,985	352,000	Turkey in Europe	10,880	1,891,000
Newfoundland (with Labrador)	49,680	243,000	Tyrol and Vorarlberg	11,312	1,116,282
New Guinea	313,000	1,000,000	Union of South Africa	474,340	5,973,000
New South Wales	310,372	1,857,108	United States, Continental	3,088,519	91,972,266
New Zealand	104,663	1,085,000	United States (with all possessions)	3,805,074	101,102,677
Nicaragua	49,550	600,000	Uruguay	69,000	1,279,000
Nigeria	361,000	17,000,000	Venezuela	364,000	2,756,000
North America	9,392,000	129,521,000	Victoria	87,884	1,315,551
Norway	124,710	2,392,000	Wales	7,473	2,032,000
Nova Scotia	21,428	492,000	Western Australia	975,920	282,114
Oman	75,000	500,000	West Indies	91,400	9,464,000
Ontario	376,722	2,523,000	World	57,156,000	1,647,000,000
Orange River Colony	48,340	528,000	Wurtemberg	7,534	2,437,574
Panama	33,300	337,000			

UNIVERSITY OF CALIFORNIA LIBRARY

Los Angeles

This book is DUE on the last date stamped below.

Gaylord 
GAYLAMOUNT®
PAMPHLET BINDER
 Syracuse, N.Y.
Stockton, Calif.

UC SOUTHERN REGIONAL LIBRARY FACILITY



AA 000 022 077 2

