



# ANIMALS

BRITANNICA DISCOVERY LIBRARY

## **About the pagination of this eBook**

Due to the unique page numbering scheme of this book, the electronic pagination of the eBook does not match the pagination of the printed version. To navigate the text, please use the electronic Table of Contents that appears alongside the eBook or the Search function.

For citation purposes, use the page numbers that appear in the text.

BRITANNICA  
**DISCOVERY**  
LIBRARY



# ANIMALS

*In this book, you will:*

**discover** interesting things about animals.

**learn** new words.

**answer** fun questions.

**search** for animals hidden in pictures.

**find** more animal activities at the back of the book.

ENCYCLOPÆDIA  
**Britannica**<sup>®</sup>

CHICAGO LONDON NEW DELHI PARIS SEOUL SYDNEY TAIPEI TOKYO



Everywhere in the world, animals are living and doing their best to stay alive.


Animals are hiding and hunting. They are flying and diving, jumping and crawling.

Animals are catching food and fighting. They are caring for their young and escaping from enemies.

Staying alive is an animal's most important job.








Birds and bugs are animals.  
Fish are animals too. Even people are animals!

There are many, many different kinds of animals.  
All animals are living things. All animals need  
food, air, and water to stay alive.  
They need a safe place to live too.

Where  
are the  
animal  
homes in  
this  
picture?





Many animals  
live with people.  
We see them every day.

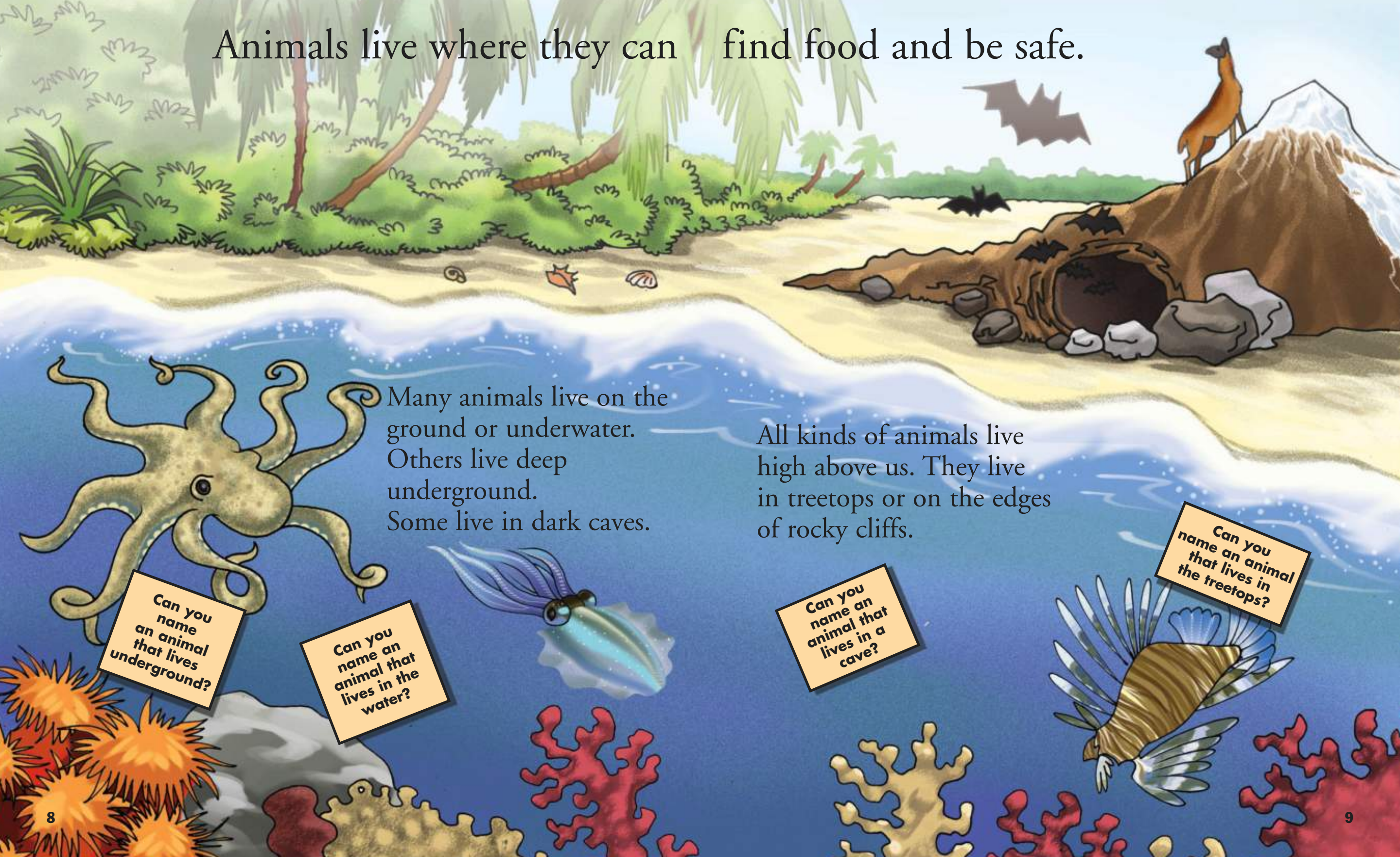
Others live in places far away from  
people. We might see these animals  
only at the zoo or in pictures.  
We probably won't see them  
walking down the street!

Which of  
these animals  
would you  
like to have  
as a pet?

Can you  
name all the  
animals  
in this  
picture?



Animals live where they can find food and be safe.



Many animals live on the ground or underwater. Others live deep underground. Some live in dark caves.

All kinds of animals live high above us. They live in treetops or on the edges of rocky cliffs.

Can you name an animal that lives underground?

Can you name an animal that lives in the water?

Can you name an animal that lives in a cave?

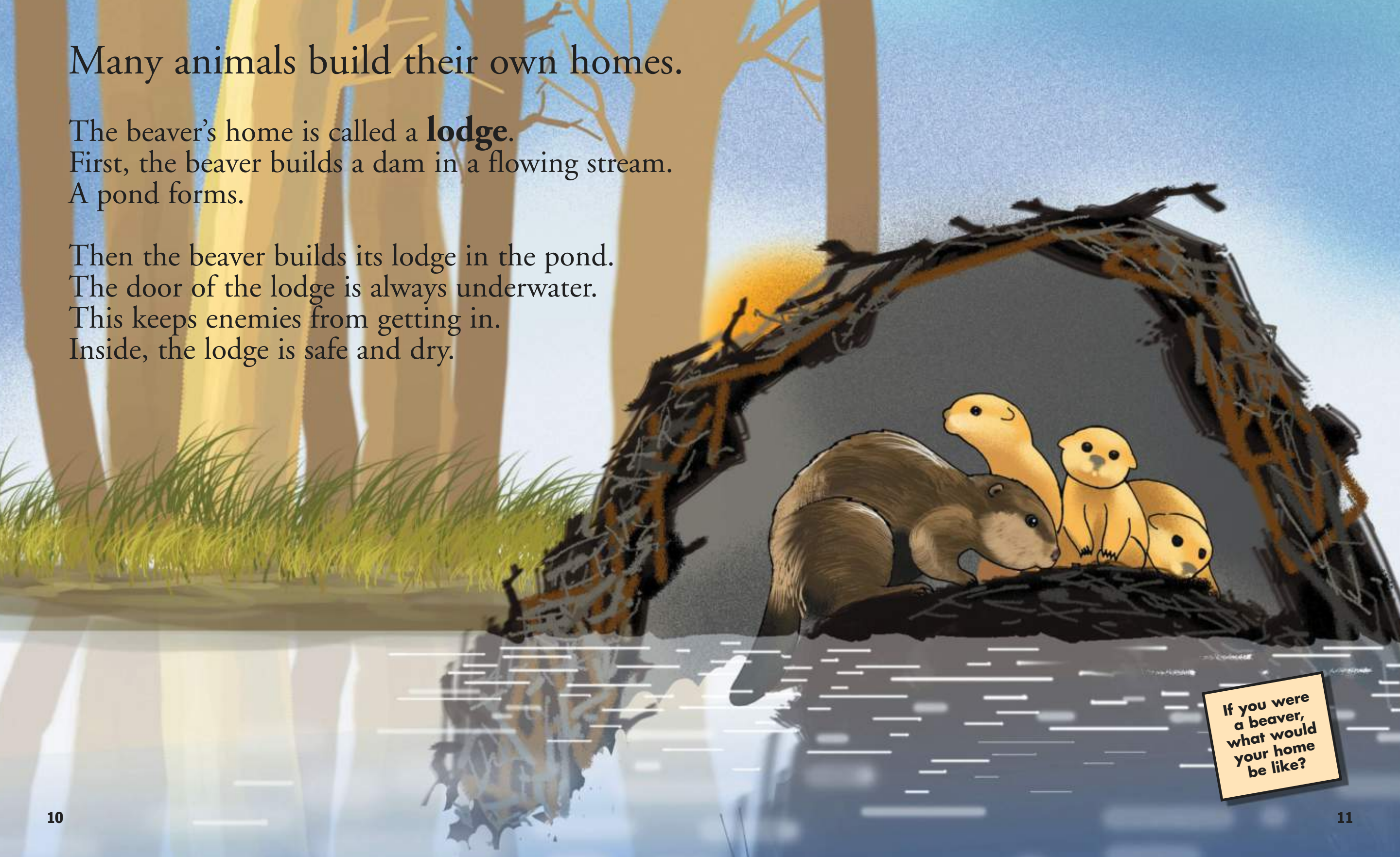
Can you name an animal that lives in the treetops?



Many animals build their own homes.

The beaver's home is called a **lodge**.  
First, the beaver builds a dam in a flowing stream.  
A pond forms.

Then the beaver builds its lodge in the pond.  
The door of the lodge is always underwater.  
This keeps enemies from getting in.  
Inside, the lodge is safe and dry.



If you were  
a beaver,  
what would  
your home  
be like?





Birds and bees are good builders too. A hummingbird builds a nest as small as your fist. The bald eagle's nest is so large that a grown man could lie down in it.

Can you find any birds' nests in this picture?

Where do you see a beehive?

Hundreds of honeybees work together to build their beehive home.



Walk through the grass. Do you see any small holes in the ground? These holes may lead to an animal's home, called a **burrow**. You might be walking on the roof of the burrow!

Moles, squirrels, and rabbits are some of the animals that live in underground burrows.




What would your house be like if you lived underground?



Some animals live inside a hard shell. Some carry their shells on their backs wherever they go.

Others hide inside their shells. They barely move at all. These shells are part of the animals' bodies.

Sometimes shells wash up on the beach. Every empty seashell was once an animal's home.



Can you think of another animal that lives in a shell?






Turtles and snails have shells too.



Sometimes a turtle becomes scared or sleepy. Then *zzzzziipp!* The turtle pulls in its head! And *zzzzzuupp!* The turtle pulls in its legs!



What kind of animal home would you like to live in?



The turtle's shell is a safe place to hide from enemies. It is a good place to take a nap too.



Where do you like to take naps?





# Can you find these animals?

- Bear in its **lair**
- Dog on a log
- Goose on a moose
- Frog on a hog
- Rat under a hat
- Mole in a bowl
- Owl in a towel
- Bug on a mug
- Skunk in a trunk







Where is your nose?  
Where is your mouth?  
Where are your ears?  
Where are your eyes?  
How many eyes do you have?  
How many fingers have you  
got to feel things with?

Some animals have all these  
parts in the strangest places.

Just look...







Insects don't have fingers. They use feelers called **antennae**. The antennae grow out of the top of the insect's head!

How have you used your fingers today?

A slug is a snail without a shell. Slugs have four antennae. They use their two short antennae to smell the world around them!

Bees, butterflies, and houseflies don't taste things with their mouths. These insects taste with their feet!


Would you like to taste the grass with your toes?



People hear sound through their two ears.  
But crickets hear with their front legs!

Many spiders have eight eyes to see with.  
Some animals have even more eyes than this.

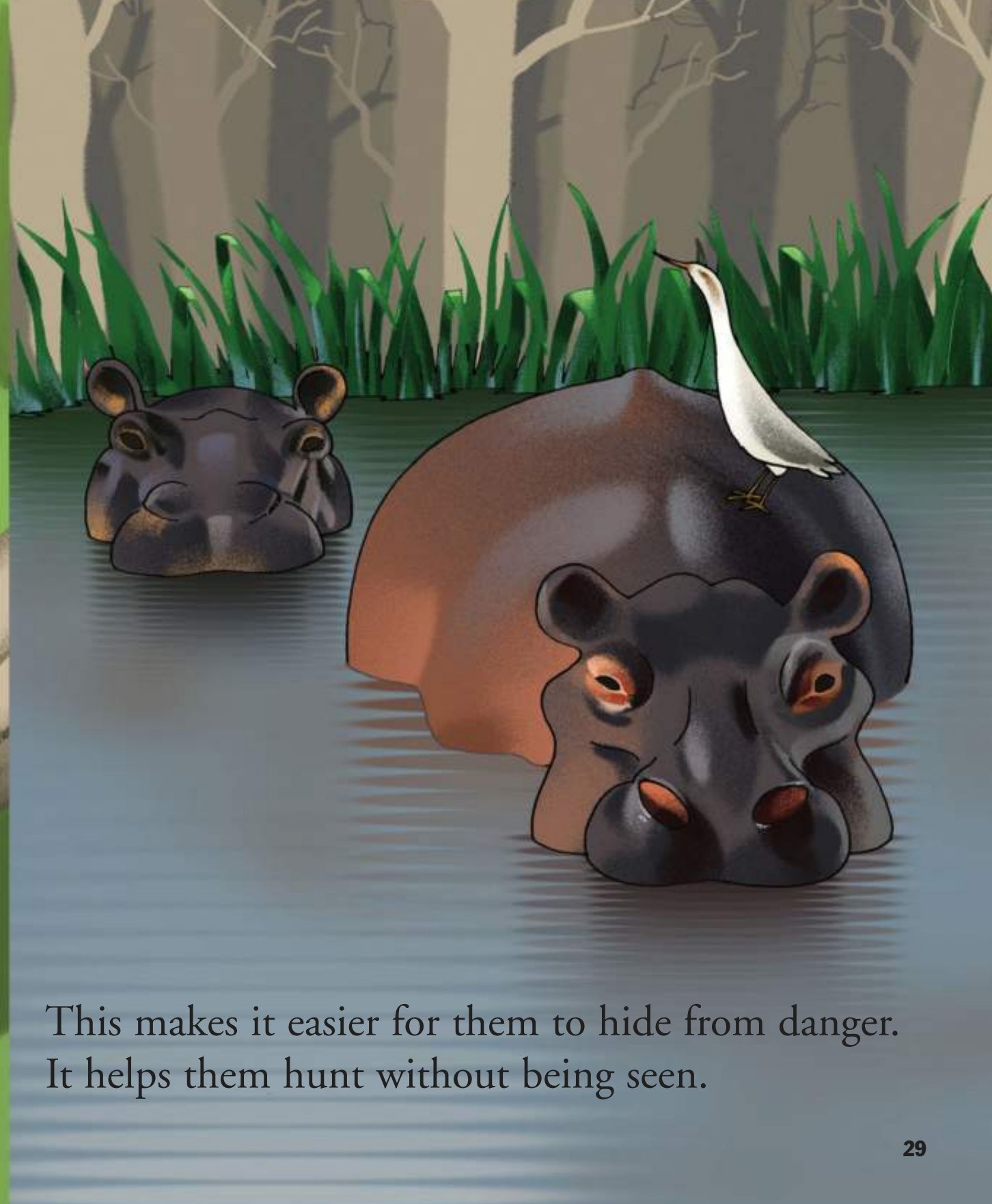
The scallop is another animal that lives in a shell.  
Around the edges of its shell there are about 100  
tiny eyes! The eyes look like little black dots.






Wild animals must take care of themselves.  
They have all kinds of ways to stay safe.

Many animals have coloring that matches  
their surroundings.



This makes it easier for them to hide from danger.  
It helps them hunt without being seen.





In the wintertime, the coats of many animals turn white. These animals are hard to see in the snow.



Can you find the snowshoe rabbit?



A frog is hiding in this picture. The frog is the same color and the same shape as the leaves and plants around it.

Can you find the frog?

What other animals can you find in these pictures?



Many insects fool their enemies by the way they look too.

The walking stick looks more like a small **twig** than an insect. Its enemies don't want to eat a twig!

The owl-eye butterfly has big spots on its wings. These spots look like scary eyes. Enemies think an owl is watching them and are frightened away!

Can you find the butterfly?

Can you find the walking stick?



Animals in danger have all kinds



Many birds and insects fly off as fast as they can. Others attack.

Lots of animals are fast runners. Kangaroos leap away on strong legs. Some snakes and other animals shoot poison at their enemies.

of ways to protect themselves.






The skunk sprays a terrible smell when danger approaches.



When it feels safe, the puffer fish does not look very unusual. But when frightened, puffer fish puff up like a big bubble.

Some even have sharp **spines** that pop out all over their bodies. Enemies are scared off fast!



Can you think of another way an animal protects itself?



Protecting babies from danger is not always easy.  
Many animals carry their babies on their backs  
wherever they go.




Sometimes mother animals leave their babies alone  
during the day. Enemies will follow the mother.  
They will not discover the babies. This way  
the babies stay safe.






Father birds and fish sometimes baby-sit their eggs.



The male emperor penguin keeps his egg warm under his feathery skin. The egg sits on his feet. He does not eat or move until his baby **hatches**.




The male sea catfish carries the eggs in his mouth. When the eggs hatch, the babies swim out of his mouth. The hungry father catfish will finally be able to eat!



Many animals must  
Some animals have

hunt for food all the time.  
other ways to keep from being hungry.



In the summer, the black bear has plenty to eat.  
When winter comes, there is little food.  
The bear finds a place to sleep until spring.  
Its body does not need food until it wakes up.



# Animals help people in lots of ways.

One way is by giving us many foods. Chickens and some other birds give us eggs. Bees make honey from the **nectar** in flowers.

Cows, goats, and camels are a few of the animals that give us milk. From milk we make cheese, butter, and yogurt.






Some people use big, rough sponges in the bathtub. They use sponges to wash their cars too. These sponges were once living animals that made their homes in the sea.




We make sweaters and other warm clothes from sheep's wool.






# Animals help us in many other ways too.

Some animals have jobs helping people. Horses, donkeys, and oxen pull wagons and carts. They work in fields all over the world.






Animals help us get from one place to another more quickly. Horses, camels, and sledge dogs are a few of the animals that help us with this job. Sometimes these animals are pets too.



Can you think of a way that animals help people?

Pets are an important part of people's lives. Cats and dogs have lived with people for thousands of years.



If you have a pet, what kind of pet do you have?  
If you don't have a pet, what kind of pet would you like to have?



Unlike long ago, today people have all kinds of different pets. Bunnies, snakes, and guinea pigs are pets. So are parrots, fish, and many other animals.



An ocelot in Peru



A boy watching goldfish in their tank



An American girl with a bunny



A pet hamster in Thailand



A pet turkey in Madagascar



Irish children with their dog



An Evenik girl with pet reindeer in Inner Mongolia



A boy with an Ourebia fawn in South Africa

Pets need to be treated with love and kindness. They need food, water, and a place to sleep, just like people do. They should never be teased, hurt, or frightened.

Always be good to your pet!


What is the strangest pet you can think of?




Wild animals are not meant to be pets.  
They are happier in their own kind of place.  
Zookeepers build special homes for zoo animals.  
These homes are much like their homes in the wild.  
Every zoo animal gets the kinds of foods it likes best.







People and other animals live and play and work together all over the world. But many animals are in danger. Some may soon be lost from our world forever.



People are taking up more of the land where these animals live. Some people hunt these animals too.



The list of animals in danger is very long.

Some kinds of wolves and wild cats are in danger.  
So are different kinds of ducks, sea turtles, and snakes.  
This list of animals in danger is growing all the time.



Luckily, some people are working hard to protect the animals. These people have an important job saving our **wildlife**.



*We live in a wonderful world full of animals!*

We are lucky to have the fun, friendship, and beauty that animals bring to our world.



Our world would be so quiet and colorless without all the animals that live here with us!





# ANIMALS GLOSSARY

**antennae** (an TEN eye) the long feelers on the heads of most insects

**burrow** (BUR oh) a hole dug in the ground by an animal to live in

**hatches** (HACH ez) comes out of an egg

**lair** (lare) the place where a wild animal rests or sleeps

**lodge** (lawj) a beaver's home or shelter

**nectar** (NEK ter) a sweet liquid found in many flowers

**spines** (spynz) stiff, pointed parts that stick out sharply on some animals and plants

**twig** (twig) a small branch, usually without leaves

**wildlife** (WILD life) wild animals that do not live with people



## Fun Ways to Learn about ANIMALS

### Animal Guessing Game

**1** Cut four pieces of thick paper in half. Then cut each half in half again. You will have a total of 16 pieces of paper. These are the cards you will use to play the animal guessing game. Now go through this book and find 16 different animals. Draw a picture of one of the animals on one side of a card, leaving the opposite side blank. Write the name of the animal on the same side as your drawing. Then draw another animal on another card, and continue until all the cards have a picture of an animal on them. Turn the cards over and write one or two facts about the animal on the blank side. For instance, if you draw a giraffe on one side, the other side might say, "I have a very long neck" and "I am brown and white."

Now see how much your friends and family know! Show them the cards one by one. Can they guess the correct animals just from the clues you put on the cards? You can also make a set of cards with a friend, each of you thinking up eight different animals.

### Make a Strange New Animal

**2** Get lots of colored paper, crayons, and colored pencils. You can also use sticks, yarn, pieces of cloth, or empty toilet paper rolls. Imagine an animal no one has ever seen before. Draw on paper or glue pieces of colored paper and other materials together to make your strange new animal.

If you have old magazines with pictures of animals in them, use these too. Cut out body parts from different animals and glue them together to make your new animal!

What is this new kind of animal called?

You can write its name on the paper or tell others what you have named it.

Does it have a tail? Wings? Claws?

Where does it live? Draw the animal's home or describe what the home looks like.


What does it eat? Draw a picture of the kinds of food your animal would eat.

### Animal Home Hunt

**3** Find a friend to take a walk with. Explore your backyard, a park, or any outdoor place.

Look closely all around you as you walk. Look at the ground, in bushes, under rocks, and high up in the trees. See how many animal homes you can find. Look for anthills, bird nests, even doghouses!

When you get back to your own house, draw a map of the places you went. Show on the map the places where you found animal homes.





## Helping Children Get the Most out of the ANIMALS Volume

The activities on the previous page will help your child expand his or her knowledge, skills, and self-confidence. Young children learn best when they are engaged in activities that they are genuinely interested in, so don't insist they continue with things they seem to be growing bored with.

**Animal Guessing Game.** Help your child cut the cards so that they are basically the same size and shape. If you're the one doing the clue-writing on the cards, try to get your child to provide those clues himself or herself, and be sure to write down the exact words. Your child is more likely to pay attention to the words if you write them down exactly as they were spoken. If your child can't think of any or doesn't know what kinds of clues would work, suggest ideas. You might pose your suggestions as questions (e.g., "Is there something we could say about this animal's color?") so that the child is more of a decision maker in what information the cards provide, even if he or she isn't able to write yet.

**Make an Animal.** Be sure to provide plenty of crayons, colored pencils, paper, and glue. Also have ready string, yarn, ribbon, fabric swatches, or other materials that can be glued to paper. If the children are too young to use scissors, cut shapes for them yourself, cut animal photos from magazines into pieces, or encourage them to tear out the shapes from paper by hand. Let the children create a collage effect on paper as they invent their animal. Let their creativity follow its own course, even if what they are creating doesn't look "right." Ask questions about their animals, and ask them to tell you what they call the kind of animal they've invented. Kids love to come up with silly new words!

**Animal Home Hunt.** Children are intrinsically curious. The more their curiosity is aroused, the more they will want to learn. As you walk, let your children be the first to discover evidence of animal homes. If they miss something that you see, subtly direct their attention and see if they spot it by themselves first before you point it out. As you walk, ask questions like, "What kind of animal do you think lives in this hole?" "How do you think the ants moved all this dirt?" and "What did the birds use to build this nest?"

Illustrations, page layouts, and processing by Repro India Ltd. ([www.reproindialtd.com](http://www.reproindialtd.com)).

Page 52: Photos: Corbis; (clockwise from top left) Wolfgang Kaehler; Michael Pole; William Gottlieb; Jeremy Horner. Page 53: Photos: Corbis; (clockwise from far left) Wolfgang Kaehler; Peter Turnley; Earl and Nazima Kowall; Peter Johnson

© 2005, 2008 by Encyclopædia Britannica, Inc.

International Standard Book Number: 978-1-59339-823-1 (set)

International Standard Book Number: 978-1-59339-828-6 (volume 5)

No part of this work may be reproduced or utilized in any form or by any means, electronic or mechanical, including photocopying, recording, or by any information storage and retrieval system, without permission in writing from the publisher.

Britannica Discovery Library:  
Volume 5: Animals 2005, 2008

Britannica.com may be accessed on the Internet at <http://www.britannica.com>.

Encyclopædia Britannica, Britannica, and the Thistle logo are registered trademarks of Encyclopædia Britannica, Inc.



BRITANNICA  
DISCOVERY  
LIBRARY

- 1 Me
- 2 Me and You
- 3 People and Places
- 4 The World Around Us
- 5 Animals
- 6 Colors
- 7 Shapes
- 8 Sounds
- 9 Words
- 10 Numbers
- 11 Time
- 12 Just For Fun

