

**MULTIPLE - LETTER  
CIPHER**

**with**

**MONITORIAL  
and  
FLOOR WORK**

**for**

**SYMBOLIC LODGES**

**under the**

**GRAND LODGE  
FREE AND ACCEPTED  
MASONS  
of  
WISCONSIN**

**1999 Revised Edition**

**of work**

**Adopted**

**June 10, 1975**

**Copyright 1977**

**Grand Lodge Free and Accepted Masons of Wisconsin**

**All Rights Reserved**

## **Report of Esoteric Committee on Preparation of Multiple-Letter Cipher of Wisconsin**

The Esoteric Committee is a standing committee of the Grand Lodge of Wisconsin consisting of the District Lecturers in each district, and the Grand Lecturer as chair.

It was the goal and desire of this committee to improve upon the former multi-letter cipher, revised June 10, 1975. Grateful appreciation is extended to the members of the 1975 committee consisting of Ralph F. Knowlton, GL, No. 322; Denman G. Kramer, PGM, No. 113; Carl W. Skoog, PGM, No. 307; and Karl A. Crane, No. 13.

Recognition of the committee who produced the original single-letter cipher is extended to Ernest R. Hiegel, GL, No. 45; William J. Kahlenberg, PGM, No. 200; Paul W. Grossenbach, HPGM, No. 265; Nathan L. Breslauer, No. 80; and Clinton L. Peterson, No. 45, with much help from brothers Donald Kowalke, Roger Fiebig, Francis Matson, Wesley Denny, Glenn Kidd, and Clifford Seabern.

The 1998 Revised Edition prepared by the Esoteric Committee; Craig S. Campbell, Grand Lecturer, Chairman.

**Special Recognition and thanks to the following:**

*Final Proofing:*

John W. Hein, PGL

*Contributing members:*

Earl Heslip (190), Moses Jack Rood (294), Donald Jackson (71), John Salza (350).

**Revised Edition Improvements:**

All previously known errors corrected.  
All recent resolutions and wording included.  
All instructions and directions Italicized and Boxed.  
All codes reviewed and revised to improve readability.  
Code and word duplications minimized.  
Code and word consistency assured via computer program.  
Dictionary of Codes included as appendix to Pure Work.  
Counselor & Chaplains places and movements defined.  
Balloting instructions for JD and Ti added with "X-31."  
Optional Funeral Dirge included.  
All Figures redrawn vertically to allow easy readability.  
All Figure instructions appear in Shadowed Boxes.  
Pure Work entirely revised into a new volume.  
Pocket ring-binder to ease insertion of revised pages.  
Five LH Lodge Figures added, previously missing.

**Special Important Notice:**

This cipher is NOT to be open during ANY portion of a Degree, Opening, Closing, or Examination; or at an Official Grand Lodge School of Instruction unless permitted by the Lecturer. Its use is for a rehearsal or practice session only. Since only MM's are entitled to receive a copy of this cipher, all schools of instruction will be conducted in the MM degree, regardless of degree rehearsed.

## Table of Contents

### **Introduction**

Report of Esoteric Committee	. . . . .	i
Revised Edition Improvements	. . . . .	ii
Important Notice	. . . . .	ii
Masonic Jurisprudence	. . . . .	1
A Mason's Duty	. . . . .	1
Opening	. . . . .	1
Avouchment & Examination	. . . . .	2
Preparation of Candidate	. . . . .	3
Assurance	. . . . .	3
Square & Compasses	. . . . .	3
Public Grand Honors	. . . . .	4
Information for Officers	. . . . .	4
Advancement After Objection	. . . . .	6
Proficiency & Ritualist Cards	. . . . .	6
Suggested Work Assignments	. . . . .	7
Biblical Characters at the Temple	. . . . .	8
Symbols & Abbreviations	. . . . .	8
Officers	. . . . .	8
Characters	. . . . .	9
Lodge	. . . . .	9
Rod & Floorwork	. . . . .	9

### **Rod & Floorwork Positions & Movements** 10

#### **Explanations in Detailed Sequence**

X-1 -- Purge	. . . . .	12
X-2 -- Pass	. . . . .	12
X-3 -- Tile	. . . . .	13
X-4 -- From W to E	. . . . .	13

## Table of Contents

X-5 -- Officers Rise	. . . . .	14
X-6 -- Together	. . . . .	14
X-7 -- Display	. . . . .	14
X-8 -- Inform	. . . . .	14
X-9 -- Secretary	. . . . .	15
X-10 -- Preparation	. . . . .	15
X-11 -- Inquiry	. . . . .	16
X-12 -- Report	. . . . .	16
X-13 -- Reception	. . . . .	17
X-14 -- Invocation	. . . . .	17
X-15 -- Circumambulation	. . . . .	18
X-16 -- JW Station	. . . . .	18
X-17 -- SW Station	. . . . .	18
X-18 -- WM Station	. . . . .	18
X-19 -- In Order	. . . . .	19
X-20 -- Due Form	. . . . .	19
X-21 -- Inspection	. . . . .	19
X-22 -- Procedure at A	. . . . .	20
X-23 -- Salute	. . . . .	21
X-24 -- Apron	. . . . .	21
X-25 -- Returned to E	. . . . .	22
X-26 -- Retirement	. . . . .	22
X-27 -- Return to L	. . . . .	23
X-28 -- From E to W	. . . . .	24
X-29 -- Square	. . . . .	25
X-30 -- Secure	. . . . .	25
X-31 -- Ballot	. . . . .	26

## Table of Contents

### **Entered Apprentice Degree**

Opening	. . . . .	27
First Section	. . . . .	33
Second Section	. . . . .	47
Third Section	. . . . .	50
Charge	. . . . .	59
Closing	. . . . .	62

### **Fellowcraft Degree**

Opening	. . . . .	67
First Section	. . . . .	73
Second Section	. . . . .	85
Charge	. . . . .	94
Closing	. . . . .	96

### **Master Mason Degree**

Opening	. . . . .	100
First Section	. . . . .	106
Second Section	. . . . .	119
Historical Lecture	. . . . .	136
Third Section	. . . . .	141
Charge	. . . . .	146
Apron Address	. . . . .	148
Closing	. . . . .	151

<b><u>Admission After Lodge is Open</u></b>	. . . . .	155
---	-----------	-----

### **Introduction of Grand Officers**

Reception of Grand Officers	. . . . .	156
Reception of Grand Master	. . . . .	159

## Table of Contents

### **Flag of the United States**

Flag Salute & General Information	. . .	161
Flag Presentation	. . . . .	162
Flag Retirement	. . . . .	165

### **Closing in Different Degree**

Closing from MM to Open EA	. . . . .	166
Closing from MM to Open FC	. . . . .	168
Closing from FC to Open EA	. . . . .	170
Closing from EA to Open FC	. . . . .	172

### **Calling Down**

Call from MM to EA	. . . . .	174
Call from MM to FC	. . . . .	176
Call from FC to EA	. . . . .	178

### **Resuming Labor**

Resuming Labor in FC from EA	. . . . .	180
Resuming Labor in MM from EA	. . . . .	182
Resuming Labor in MM from FC	. . . . .	184

### **Balloting**

Other Announcements & Responses	. . . . .	186
---------------------------------	-----------	-----

### **Optional Ritual**

Optional EA Prayer	. . . . .	192
Optional MM Prayer	. . . . .	193
Alternate Closing Prayers	. . . . .	194
Alternate Apron Address	. . . . .	195
Alternate "Dew Drop" Lecture	. . . . .	197

## Table of Contents

### **Rod & Floorwork Positions & Movements**

#### **Figure Diagrams**

F-1 -- F-7: Opening	. . . . .	201
F-8 -- F-9: Flag Presentation	. . . . .	204
F-10 -- F-12: Ballot	. . . . .	205
F-13 -- F-40: First Section	. . . . .	207
F-41 -- F-54: Second Section (MM - 6 FCs)		221
F-55 -- F-58: Closing	. . . . .	228
F-59 -- F-77: Left-Hand Lodge Room	. . . . .	239
F-78 -- F-85: Second Section (MM - 12 FCs)		243
F-86 -- F-87: Reception of Grand Officers	. . . . .	243
F-88 -- F-89: Reception of Grand Master	. . . . .	244
F-90: Flag Retirement	. . . . .	245

<b><u>Funeral Dirge</u></b>	. . . . .	246
-----------------------------	-----------	-----

<b><u>Traveler's Refresher Degree</u></b>	. . . . .	247
---	-----------	-----

<b><u>Posting Keys</u></b>	. . . . .	258
----------------------------	-----------	-----



## Masonic Jurisprudence

It is essential that all Masons, especially Officers of Lodges, should be well grounded in Masonic Law and well informed in regard to the customs and usages of the Craft. This knowledge may best be obtained by a thorough reading and study of the "Constitution, Laws, and Edicts of the Grand Lodge," the By-Laws of the Constituent Lodges and by conversation with well informed brethren.

### A Mason's Duty

The duty devolves upon every Mason, no matter what his occupation, to preserve the reputation of the Fraternity unsullied. If the conduct of an individual member tends to bring Masonry into disrepute or to injure the Institution, such conduct is unmasonic and should not be allowed to remain unnoticed.

### Opening

- 1. Congregate:** When the Worshipful Master signifies his intention to proceed, every brother must assume his necessary Masonic clothing and be seated. Officers obtain their respective jewels and repair to their appropriate stations and places.
- 2. Tile:** Ascertain if the external avenues of the Lodge are securely guarded.
- 3. Purge:** Ascertain, in an appropriate manner, the right of each one to be present.
- 4. Lecture:** When inquiry is made of the proper officers as to their knowledge of the lectures and of the duties they will be called upon to perform, certain mystic rites are employed by which each brother

signifies his concurrence in the ceremonies and his knowledge of the degree in which the Lodge is opened. 1  
2

**Vouchment and Examination** 3

The following Code Regulation will apply: 4

85.01 Requirement. "The sole requirement for admission to a lodge shall be presentation by the visitor seeking admission of a current official uniform receipt card for dues or other current dues card from the Grand Jurisdiction of which the visitor is a member or a demit less than two years old, and such further evidence as may be satisfactory to the Worshipful Master." 5  
6  
7  
8  
9  
10  
11

The last part of the above code regulation would indicate that the Master should assure himself that the visitor is the rightful owner of the dues card he is presenting. 12  
13  
14  
15

Since a suspended Mason cannot enjoy the right of visitation, it may be in order, on occasion, to administer the Test, or Tiler's Oath, which is as follows: 16  
17  
18

"I, John A. Doe, do hereby and hereon solemnly and sincerely swear that I have been regularly initiated, passed, and raised to the sublime degree of Master Mason in a regularly constituted Lodge of such; that I am not now under sentence of suspension or expulsion and know of no just reason why I should not hold Masonic intercourse with my brethren. So help me God." 19  
20  
21  
22  
23  
24  
25  
26

It should ever be borne in mind that a visiting brother should at all times be treated with truly Masonic and brotherly courtesy. 27  
28  
29  
30

### Preparation of Candidate

Before the candidate is prepared for the first degree, he must give unequivocal answers to the Constitutional Questions propounded by the Senior Deacon, which shall be committed to memory. Junior Deacon's address shall also be committed to memory.

During the preparation of a candidate ONLY the Junior Deacon and Stewards should be in the preparation room with him. Levity and jesting have no place in the beautiful ceremonies of Initiating, Passing, or Raising. Remember! First impressions are usually lasting ones. Each officer and member of the Lodge should see to it that the right impression is made.

**In EA:** Left knee exposed, c-t around neck.

**In FC:** Right knee exposed, c-t twice around exposed right arm.

**In MM:** Both knees exposed, c-t thrice around body. Note: In all degrees, both slippers are used.

### Assurance

It is a duty incumbent on every Master of a Lodge, before the full ceremony of Initiating, Passing, or Raising takes place, to explain to the candidate the nature of his solemn engagements, and, in a manner peculiar to Masons alone, to require his cheerful acquiescence.

### Square & Compasses

In the EA degree, they are placed on the left, Square above. In the FC degree, they are placed on the right, the S point of the Compasses above the Square. In the MM degree, they are on the right, Compasses above.

### **Public Grand Honors**

The public Grand Honors are given in the following manner: Both arms are crossed on the breast, the left uppermost, and the open palms of the hands touching the shoulders; they are then raised above the head, the palms touching each other, and then made to fall quickly upon thighs. This movement is made three times. The hands are brought together on the shoulders, over the head, and at thighs without sound.

Funeral Grand Honors are given in same way.

### **Information for Officers**

The floor work in the Opening, Closing, and First Section of the Degrees is of a precise and exact nature, as contrasted to the greater latitude permitted in the Second Section.

The separate parts of a complete movement, including verbal portions, are presented herein in chronological order, and it is important that they be presented in the sequence listed.

All movements should be made in a deliberate manner, allowing time for completion thereof, but without unduly prolonging the same.

Officers should sit in their respective chairs in a dignified position, both feet on the floor, legs not crossed, and with hands resting on the chair arms if any.

An Officer will be dismissed by the Senior in Rank being seated, however, in certain circumstances, such as in saluting the Wardens, he will be dismissed by the Warden with a nod.

In moving about the Lodge, care should be taken

that path of movement will be in straight lines, and 1  
that changes of direction will be at right angles of 2  
ninety degrees, following the teaching of right angles, 3  
horizontals and perpendiculars, except when otherwise 4  
authorized in the text, explanation or diagram. 5

Before lights are displayed, an Officer, when 6  
addressed by a Senior in Rank, will rise if he is seated, 7  
without giving salute or response. 8

After lights are displayed, when WM, seated or 9  
standing, addresses an Officer, he will rise, if seated, 10  
and give the DG & S simultaneously with title, "WM," 11  
except as otherwise shown. 12

After lights are displayed, an Officer, when 13  
addressed by one Senior in Rank, other than the 14  
WM, seated or standing, will rise if seated, without 15  
giving salute or response. 16

When an Officer addresses the WM, he rises if 17  
seated, gives the DG & S simultaneously with giving 18  
the title, "WM," and waits until the WM gives 19  
acknowledgment by speaking the title of the Officer 20  
before continuing. Exceptions to this rule, provided in 21  
text, cover the giving of a report previously requested. 22

The floor work and diagrams herein are presented 23  
for a Lodge room of a conventional layout, (see F-1); 24  
however, should it not be possible to follow the work 25  
as herein presented, any deviation necessary shall be 26  
of such a nature as to cause the least amount of 27  
confusion and shall return to the work prescribed at 28  
the earliest opportunity. 29

Figures 59 through 77 inclusive illustrate the 30

movements to, at and from the respective doors, when  
the ID and OD are interchanged as in a so-called  
"Left-hand" Lodge room."

### **Advancement after Objection**

According to our Masonic Code, only one objection  
can be entertained in each of the three degrees on a  
particular candidate. If the candidate is successful in  
passing the ballot box after objection is made in any  
degree, then any reference to an "objection" is  
omitted from the opening statement in the first section  
of that particular degree.

### **Proficiency and Ritualist Cards**

The purpose of these cards is to formally recognize  
outstanding achievement in the learning and performing  
of our esoteric ritual. Also, a Proficiency Cardholder is  
eligible, at the direction of the Grand or District  
Lecturer, to instruct in any lodge. In addition, all  
Proficiency Cardholders are entitled to serve as judges  
at the Masonic Degree Competition.

A "Proficiency Card" is issued to any member who  
commits to memory the complete esoteric portions of  
all three degrees. More accurately stated, a member is  
considered proficient if he is able to speak and perform  
every position in all three degrees, including the 2nd-  
section lectures, opening, closing, calling up and down,  
and reception of Grand Lodge Officers.

A "Ritualist Card" is issued to any member who  
achieves the level of proficiency stated above, but in  
only one or two of the degrees. Also, at the option  
of the Grand or District Lecturer, to any brother who

memorizes the posting and conducts the exam in open lodge. 1  
2

It is a logical progression that a brother will achieve proficiency in a degree, thus receiving his Ritualist Card for that degree; then move on to the next degree; then finally becoming a "Proficiency Man" upon completion of the third degree. 3  
4  
5  
6  
7

The Grand or District Lecturer (or his appointee) will examine you to approve your qualifications to receive any of the cards listed. Simply contact them, your Area Administrator, or your District Deputy to indicate your desire to be approved to receive the card. 8  
9  
10  
11  
12

### **Suggested Work Assignments** 13

Brethren always remember that the first duty of a Lodge is to make good Masons, and this can best be done by doing good degree work. It is, therefore, the responsibility of the Master to call rehearsals when and as often as he feels is necessary. Proficiency Men and Ritualists should be called in when needed. 14  
15  
16  
17  
18  
19

To promote a continuous, uninterrupted pattern of quality degree work in your Lodge as the officers progress through the chairs, the following is suggested: 20  
21  
22

<b><u>Officer</u></b>	<b><u>Give</u></b>	<b><u>Learn</u></b>	23
JS	Charges	EA Lecture	24
SS	EA Lecture	MM Lecture	25
JD	MM Lecture	FC Lecture	26
SD	FC Lecture	EA Degree	27
JW	EA Degree	FC Degree	28
SW	FC Degree	MM Degree	29
WM	MM Degree		30

	<b><u>Biblical Characters at the Temple</u></b>		1
Aaron	Adon'i-ram	A-hi'shar	2
Amos	Bar'na-bas	Ben-dek'er	3
David	Daniel	Ezra	4
Ezekiel	Esau	Gabriel	5
Hez'e-ki'ah	Ho-se'a	Heth	6
Ira	Isaac	Isaiah	7
Jer'o-bo'am	Jo'ab	Johnathan	8
J----a	J----o	J-----m	9
Levi	Mal'a-chi	Moses	10
Nathan	Noah	Obed	11
Saul	Seth	Simon	12
Timothy	To-bi'ah	Uriah	13
Za'bud	Zach'a-ri'ah	Zadok	14

	<b><u>Symbols and Abbreviations</u></b>		15	
	<b><u>Officers</u></b>		16	
WM --	Worshipful Master	Ws --	Both Wardens	17
SW --	Senior Warden	Ds --	Both Deacons	18
JW --	Junior Warden	Ss --	Both Stewards	19
Tr --	Treasurer	GM --	Grand Master	20
Se --	Secretary	GO--	Grand Officer	21
SD --	Senior Deacon	Br --	Brother	22
JD --	Junior Deacon	Brn --	Brethren	23
SS --	Senior Steward	Brs --	Brothers	24
JS --	Junior Steward			25
Ch --	Chaplain			26
Ti --	Tiler			27
Co --	Counselor			28
Cn --	Candidate			29
				30



## Symbols and Abbreviations, Continued

<u>Characters</u>	<u>Rod &amp; Floor Work</u>	
KS -- King Solomon	DG -- Due-Guard	1
KH -- King Hiram	S -- Sign	2
HA -- Hiram Abiff	E -- East; WM Sta.	3
Sc -- Scribe	W -- West; SW Sta.	4
1C -- 1st Craftsman	S -- South; JW Sta.	5
2C -- 2nd Craftsman	N -- North	6
Ja -- A Workman	NE -- Northeast	7
Jo -- A Workman	TR -- Take Rod	8
Jm -- A Workman	GR -- Ground Rod	9
SM -- Seafaring Man	CR -- Carry Rod	10
FC -- A Fellowcraft	RR -- Rest Rod	11
FCs Fellowcrafts	SR -- Shift Rod	12
Csm -- Craftsmen	PR -- Place Rod	13
<u>Lodge</u>	LH -- Left Hand	14
L -- Lodge	RH -- Right Hand	15
A(AL) -- Altar		16
ID -- Inner Door		17
OD -- Outer Door		18
EA(s) -- Entered Apprentice(s)		19
FC(s) -- Fellowcraft(s)		20
MM(s) -- Master Mason(s)		21
E -- WM Sta.		22
W -- SW Sta.		23
S -- JW Sta.		24
TGLs -- Three Great Lights		25
LL -- Lesser Lights		26
MC -- Middle Chamber		27
S&Cps Square and Compasses		28
c-t -- Cable-tow		29
		30

## Rod and Floorwork Positions and Movements

<b>Hands:</b>	Rod is habitually handled or carried in the	1
	Right Hand, except when same is otherwise engaged,	2
	or about to be so engaged, in which event, Rod is	3
	handled or carried in the Left Hand as herein specified.	4
<b>Take Rod:</b>	Rod is grasped in Right Hand and	5
	taken from Holder in the act of rising, and after moving	6
	one step forward, is brought to position of Ground	7
	Rod.	8
<b>Ground Rod:</b>	Base of Rod rests on floor about four	9
	inches in front and at right of right toe held in Right	10
	Hand, in a vertical position, so that upper-arm is	11
	vertical and tight to body, forearm horizontal, with	12
	elbow forming a square. Insignia faced to front.	13
<b>Carry Rod:</b>	Rod is grasped firmly in Right Hand,	14
	pressed against body by right elbow and held at an	15
	angle of forty-five degrees, face of Insignia vertical	16
	with edge up.	17
<b>Rest Rod:</b>	Base of Rod rests on floor about 12	18
	inches in front of and to left of left toe, shaft of Rod	19
	resting on left shoulder at junction with neck. Rod is	20
	invariably placed in or removed from this position by	21
	the Right Hand. Left Hand does not touch rod.	22
<b>Shift Rod:</b>	Rod is moved to left side of body in an	23
	upright position by Right Hand, then grasped by Left	24
	Hand, and Right dropped to side. It is returned to right	25
	side by moving Right Hand to left and grasping Rod,	26
	Left Hand dropped to side and Rod moved to right	27
	side in an upright position.	28
<b>Place Rod:</b>	Rod is placed in Holder after Officer	29
	is seated, by using both hands to firmly secure it.	30

## Rod and Floorwork Positions and Movements

<b>Face:</b>	Change in facing of the body at a halt or made prior to starting a movement in a different direction, including face about which are always made inward toward the Altar.	1 2 3 4
<b>Turn:</b>	Change in direction made during a continuous movement, excluding the complete reversal of direction.	5 6
<b>Movements:</b>	In taking a single step forward, not over two steps backward, side-stepping, or facing in a new direction, Rod is lifted slightly from Ground Rod, the step or face is made with Rod in an upright position and replaced on floor at Ground Rod.	7 8 9 10 11
	In taking two or more steps forward or over two backward, Rod is brought to Carry Rod on making the first step.	12 13 14
	After halting, Rod is habitually brought to Ground Rod.	15 16
	After making a face, Rod is also habitually brought to Ground Rod, whether or not a movement in new direction follows.	17 18 19
	Rod is momentarily brought to Ground Rod in transferring it to any other position.	20 21
<b>Salute with Rod:</b>	If seated, Officer on rising takes Rod from holder, moves one step forward, momentarily Grounds Rod, places it at Rest Rod and gives proper DG & S, then returns Rod to Ground Rod. It is not necessary to form a square with the feet.	22 23 24 25 26
<b>Response with Salute:</b>	The first syllable of the Title is sounded as the DG is made, and the S is given simultaneously with the last syllable.	27 28 29 30

## Rod and Floorwork Positions and Movements

**Addressing WM:** Same as for Salute with Rod, 1  
except that Officer, after giving DG & S with Title and 2  
grounding of Rod, waits until WM has given 3  
acknowledgment before continuing. 4

**Exceptions:** Above descriptions are of a general 5  
nature to be followed in all cases applicable, where not 6  
otherwise provided. 7  
8

### Explanations in Detailed Sequence 9

"X" = Explanation, "F" = Figures (pg. 201-245) 10

#### X-1-- Purge: -- F-3 11

When addressed, JD rising TR, moves 1 step, GR, 12  
faces N, GR, goes at CR to position 3 feet in front of 13  
SW, turns W and GR. After instruction, JD faces N, 14  
GR, moves at CR around L, via N, E, S, and W, in 15  
front of SW, turns W, GR and reports, after which JD 16  
faces S, GR, returns at CR to place, turns E, GR, is 17  
seated and PR. 18

To ask an unknown brother to arise, JD turns to 19  
him, GR, and makes request. After compliance, JD 20  
faces WM, GR, and reports. 21

#### X-2 -- Pass: -- F-4 22

When addressed, Ds rising TR, move 1 step and GR. 23  
After instruction, Ds advance at CR, turn inward just 24  
W of A, on meeting turn W, go to W, halt 3 feet in 25  
front of SW and GR. 26

To advance, JD takes 1 step, faces N and GR, as 27  
SD faces S and GR. Ds SR to LH, advance and join RH, 28  
feet not touching, JD gives P, moves to right of SD, Ds 29  
face W and GR. SD advances at CR to SW, gives P, 30

## **Rod and Floorwork Positions and Movements**

steps back to left of JD and GR. 1  
After instruction, Ds face S & N, GR, move at CR 2  
around L, SD on S, JD on N, and perform duties. In 3  
the E, Ds turn N & S, approach each other, join RH, 4  
feet not touching, JD gives P, moves to right of SD, 5  
Ds face E and GR. WM rises. SD advances at CR to 6  
WM, gives P, steps back to left of JD and GR. WM 7  
reports to SW, Ds then SR to RH and after WM is 8  
seated, Ds face N & S, GR, return at CR to places, SD 9  
turns W and GR, JD halts, GR, faces about to E and 10  
GR. WM gives (\*), which seats SW and SD who PR. 11  
JD remains standing. 12

### **X-3 -- Tile: -- F-5**

When addressed, JD rising TR, moves 1 step and GR. 14  
After order, JD faces S, GR, goes at CR to OD, GR, 15  
SR to LH, GR, opens OD and informs Ti. JD closes 16  
OD, gives (\*\*), SR to RH, GR and after Ti gives 17  
(\*\*), faces about, GR, returns at CR to place, turns 18  
E, GR and reports without acknowledgment. WM 19  
gives (\*), JD is seated and PR. 20

### **X-4 -- From W to E: -- F-6**

SW descends to floor 3 feet in front of W, turns N, 22  
takes 3 steps and faces about. As SW turns N, JD 23  
rises without Rod, takes 1 step and moves to position 24  
opposite and facing SW, about 6 steps apart. 25

SW & JD approach each other in usual manner, 26  
giving proper Ss, with JD about one-half count behind 27  
SW. Communicate. SW returns to station and remains 28  
standing. 29

JD takes 3 steps, turns E moving on N to E, while 30

## **Rod and Floorwork Positions and Movements**

WM rises, descends to floor 3 feet in front of E, turns S, takes 3 steps and faces about. JD halts opposite and facing WM, about 6 steps apart.

WM & JD approach each other in usual manner giving proper Ss, with WM about one-half count behind JD. Communicate. WM returns to station and is seated. JD then returns to place, faces about and is seated.

### **X-5 -- Officers Rise:**

When WM gives (\*\*) Officers rise, SW remains standing and WM remains seated. Ds & Ss rising TR, move 1 step and GR, SD then faces S and GR.

### **X-6 -- Together:**

After order, Ds & Ss immediately RR and comply. At WM first (\*), Ds & Ss all GR.

### **X-7 -- Display: -- F-7**

After order, SD faces W, GR, slowly and reverently moves at CR to W of A, turns E, GR, bows, faces S, GR, goes at CR to S of LL, turns N, GR, RR, lights with RH, GR, faces W, GR, returns at CR to W of A, turns E and GR. WM uncovers. SD then RR, arranges A and GR. WM recovers. SD backs 1 step, GR & RR. WM and SD salute in unison. SD then GR, faces N, GR, returns at CR to place, turns S and GR.

### **X-8 -- Inform: -- F-5**

JD, when addressed, RR, gives DG & S simultaneously with response and GR. After order, JD faces S, GR, moves at CR to OD, GR, SR to LH, GR and gives (\*\*\*). After Ti gives (\*\*\*), JD opens OD, informs, closes OD, SR to RH and GR. JD faces about, GR,

## **Rod and Floorwork Positions and Movements**

returns at CR to place, turns E, GR, RR, gives DG & S with title, GR and reports without acknowledgment from WM. Following Pledge of Allegiance (if given), WM gives (\*), all are seated and Ds & Ss then PR.

### **X-9 -- Secretary: -- F-14**

When addressed, Se rises, faces WM and gives DG & S simultaneously with response. After order, Se moves to W of A and turns to E. WM rises. Salute in unison. WM is seated. Se retires by ID, performs duty, returns over same route to W of A and turns to E. WM rises. Salute in unison, Se simultaneously giving title and then reporting. WM is seated. Se returns to place and is seated.

In EA only, when mentioned in order to Se, SD rising TR, moves 1 step, GR, moves at CR in unison with Se to W of A, turns E joining Se, GR, RR, salutes with Se & WM, GR, faces N, GR, and retires at CR, Se follows.

Duties performed, SD returns at CR following Se, over same route to W of A, turns E, & GR. WM rises, SD RR, salutes with Se & WM, and GR. After Se reports, SD without giving title, reports. WM is seated. SD faces N, GR, returns at CR, in unison with Se, to place, GR, faces about, GR, is seated and PR.

### **X-10 -- Preparation: -- F-15 & 16**

When addressed, JD rising TR, moves 1 step, GR, RR, gives DG & S simultaneously with response and GR. After order, JD advances at CR to a point near Ss, so that path to A is in a straight line, turns S, GR and addresses Ss who, rising, TR, move 1 step and GR.

## **Rod and Floorwork Positions and Movements**

JD instructs, faces about, GR, goes at CR to W of 1  
A, followed by SS, then JS, at CR, they GR, face the E 2  
in unison, with SS centered on the A and GR. WM 3  
rises. JD & Ss all RR, give DG & S in unison with WM. 4  
WM is seated. JD & Ss then GR, face N, GR, and 5  
retire in file at CR, by ID. As JD turns W at N side, 6  
SD, rising, TR, moves 1 step, GR, advances at CR on 7  
N to W, turns S, goes to JD place, turns E, GR, is 8  
seated and PR. 9

### **X-11 -- Inquiry: -- F-17** 10

After (\*\*\*) at ID, SD, rising, TR, moves 1 step, GR, 11  
RR, gives DG & S simultaneously with title, GR, and 12  
after WM acknowledges, gives report. After order, SD 13  
faces N, GR, moves at CR to ID, GR, SR to LH, GR, 14  
gives (\*\*\*), opens ID and questions Cn and JD. 15

In FC & MM, JD, when directed, SR to LH, GR, 16  
gives P to SD, steps back to right of Cn, SR to RH and 17  
GR. 18

SD is well within L and JD & Cn close to ID, all 19  
speaking loudly enough to be readily heard by those 20  
within the L. 21

### **X-12 -- Report: -- F-17** 22

SD closes ID, SR to RH, GR, faces about, GR, moves 23  
at CR to W of A, turns E and GR. WM rises. SD then 24  
RR, both give DG & S simultaneously with acknow- 25  
ledgment by WM, and SD GR. WM questions SD, 26  
gives order and is seated. SD faces N, GR, returns at 27  
CR to ID, GR, SR to LH, GR, opens ID, instructs JD, 28  
SR to RH, GR, faces about, GR, advances at CR to 29  
position about half-way to A, GR faces about and GR. 30



## **Rod and Floorwork Positions and Movements**

### **X-13 -- Reception: -- F-18**

JD takes Cn by right wrist, waits until SD is in position, enters at CR to position in front of SD and GR. Ss follow with JS, who closes ID, on left of SS, both at CR and on halting, GR.

If a musical selection is presented, JD, Cn & Ss halt about half-way to SD, wait until completed and then proceed to SD.

SD then SR to LH, receives Cn, using RH while making statement. SD secures article, SR to RH, with LH takes Cn RH, JD releases Cn RH and side-steps to right. SD takes position on right of Cn and GR -- the three abreast. WM rises. SD, with Cn, moves E, Ss following, all at CR.

In FC & MM, when Ss pass, JD faces S, GR, returns at CR to place, GR, faces about, GR, is seated, then PR.

### **X-14 -- Invocation: -- F-19**

In EA only, after reception and when SD has moved to right of Cn, WM remaining seated, addresses Cn, after which, SD, Cn & Ss advance at CR to center of L and GR. As Ss pass, JD faces S, GR, returns at CR to place, GR, faces about, GR, is seated and PR.

SD has Cn comply with WM request. WM gives (\*\*\*), rises, advances to A, turns N, halts and faces W in front of and facing Cn. WM uncovers and after prayer, recovers. After ceremony, WM returns to E over the same route, seats the L, (\*), and remains standing.

## **Rod and Floorwork Positions and Movements**

### **X-15 -- Circumambulation: -- F-20**

When SD, Cn & Ss pass the E for the first time, JS  
halts in E at a point N of WM station, and SS halts S  
of WM station, directly E of A, both GR and remain  
facing S. At first (\*) in S, Ss face W and GR,  
and at the first (\*) in W, Ss backstep to foot  
of dais in position to later serve as guides, and GR.

### **X-16 -- JW Station: -- F-21 & 22**

SD turns left in a 1/4-circle, Cn as pivot, facing JW,  
GR, gives (\*\*). JW gives (\*) and rises. SD then lowers  
Cn arm to side, releases and backs 1 step and GR. JW  
questions.

In FC & MM, SD, when directed, SR to LH, GR,  
advances at CR to JW, communicates, backsteps on  
right of Cn, GR, SR to RH and GR.

After instruction, JW is seated. SD takes Cn by  
right wrist, (In EA, first steps to right side of Cn),  
backs at CR in a 1/4-circle, Cn as pivot, facing W, and  
conducts Cn to SW.

### **X-17 -- SW Station: -- F-22 & 23**

Same as at JW Station above, except substitute SW for  
JW, WM for SW, and N for W.

### **X-18 -- WM Station: -- F-23 & 24**

Same as at JW Station above, until after the  
communication, substituting WM for JW.

SD after communicating, backsteps at CR to  
position on right and 1 step in rear of Cn and GR in  
LH. After confirmation, (in EA at cue "reconduct"),  
SD faces N, GR, moves at CR to left side of Cn and  
GR in LH, (in EA -- GR in RH).

## **Rod and Floorwork Positions and Movements**

After order, WM is seated, SD (in EA -- SR to LH) 1  
takes Cn left wrist, backs at CR in 1/4-circle, Cn as 2  
pivot, and proceeds to A. 3

SD retains custody of Cn from this point until 4  
placed at A. 5

### **X-19 -- In Order: -- F-25** 6

SD conducts Cn to W of A, turns W at CR in a 7  
1/4-circle, Cn as pivot, facing W, and GR. 8

In FC & MM, SD takes 1 & 2 steps respectively 9  
toward W before halting. 10

SD addresses SW who rises. SD then completes 11  
instruction. When directed, SD moves forward at CR 12  
in a 1/2-circle, Cn as pivot, and GR. SD advances with 13  
Cn, but not necessary to take steps as required of Cn, 14  
or to CR while advancing. 15

### **X-20 -- Due Form: -- F-26** 16

After order, SD places LH of Cn on edge of A, releases, 17  
passes around in rear to right, places RH of Cn on edge. 18

SD touches Cn with RH behind knee(s) aiding him to 19  
position, and assists in proper placement of hands and 20

feet, moving right or left as required, handling rod 21  
informally as necessary. SD then steps back 1 step in 22

rear and left of Cn, GR, SR to RH, GR and reports 23  
without salute. In FC, SD reports from left side of 24

Cn, with GR in LH. 25

### **X-21 -- Inspection: -- F-26 & 27** 26

WM gives (\*\*\*), uncovers, leaves hat in E, descends 27  
to floor between Ss, when brethren are sufficiently 28

lined up, WM signals Ss by nodding. Ss move at CR 29  
toward W inspecting alignment. 30

## **Rod and Floorwork Positions and Movements**

In the W, Ss halt, GR, face about inward, GR, and  
return E at CR. When Ss are opposite A on return E,  
Officers take positions as follows: SW & JW remain  
standing at stations, SD goes to N (in FC, SD remains  
with Cn) and JD to S of line in W and GR, SD GR, faces  
about and GR; SS to S and JS to N of line in E, GR,  
face about & GR; WM approaches A, timing arrival to  
allow SD to reach position. All lights turned off --  
only lesser lights illuminating.

In so far as possible, brethren should be to the E of  
A, and for this purpose, it is permissible for the JW to  
take position in S line.

### **X-22 -- Procedure at A: -- F-28, 29, & 30**

After laying-on of hands (on at "hby," off at "swr"),  
WM backs two steps from A. At cue "binding," Ds  
advance quietly and slowly to rear and on left and right  
of Cn. In FC, only JD advances. Concluding, WM  
steps forward to A. To avoid covering any of the  
TGLs, SD assists Cn when necessary. After c-t is  
removed, WM backs 2 steps, faces about and returns  
to E, between Ss, and faces about W for Scripture.

SD removes h-w at second reference to light. Ds &  
Ss do not join in DG & S. The Shock of Enlightenment  
is in EA ONLY. WM returns to A to give explanation.

When SW gives (\*), lights are turned on and Ws  
and brethren are seated. JD & SS slowly, and JS more  
quickly, return at CR, timing movements to arrive in  
unison at places, GR, face about, GR, are seated and  
PR. SD remains left of Cn. WM returns to E, recovers,  
faces W and remains on floor in E.

## Rod and Floorwork Positions and Movements

WM approaches in usual manner, giving proper Ss, 1  
after which, he moves to and welcomes Cn at A. On 2  
cue "instructed," SD moves at CR to N of A, turns S, 3  
GR, SR to LH and GR. When sequence with WM is 4  
completed, SD then SR to RH, GR, faces W, GR, 5  
returns at CR to position 1 step in rear and on right of 6  
Cn, turns E and GR. 7

WM assists Cn, SD steps forward, WM releases 8  
and SD takes Cn right wrist, WM backs 2 steps, faces 9  
about, returns to station and is seated. 10

### X-23 -- Salute: -- F-31, 32, & 33 11

As WM ascends dais, SW & JW rise. When WM is 12  
seated, SD backs at CR in a 1/4-circle, Cn as pivot, 13  
facing S, GR, lowers Cn arm to side and releases. SD 14  
takes position on right and ahead of Cn to direct 15  
attention to himself, GR. SD instructs step, RR. SD, 16  
Cn & JW salute in unison. If satisfied, JW nods to SD 17  
who steps back, right of Cn and GR. 18

SD takes Cn right wrist, backs at CR in a 1/4-circle, 19  
Cn as pivot, facing W, GR, lowers Cn arm to side and 20  
releases. SD takes position on right and ahead of Cn to 21  
direct attention to himself, GR. SD instructs step, RR. 22  
SD, Cn & SW salute in unison. If satisfied, SW nods to 23  
SD who steps back on right of Cn and GR. 24

SD takes Cn right wrist, backs at CR in a 1/4-circle, 25  
Cn as pivot, facing N, conducts Cn to N side, turns E, 26  
(cue for WM to give {\*}), SD & Cn halt, back in a 27  
1/4-circle facing S and GR. WM remains seated. 28

### X-24 -- Apron: -- F-34, 35, & 36 29

After Ws reports, WM gives (\*), and Ws are seated. 30

## Rod and Floorwork Positions and Movements

SD turns E in a 1/4-circle, Cn as pivot and GR.	1
In EA only, WM rises, takes apron, advances to A,	2
turns N, moves to position in front of and facing Cn.	3
SD lowers Cn arm to side and releases, backs 1 step,	4
GR. After ceremony, WM returns to station, by same	5
route, and is seated. SD steps forward, takes Cn right	6
wrist as WM leaves to return to E.	7
In all degrees, SD backs at CR in a 1/4-circle, Cn,	8
as pivot, facing S, moves to W of A, turns W, goes to	9
position 3 feet in front of SW, (in FC & MM, lowers	10
Cn arm to side), and GR. SW rises when addressed,	11
SD gives order, backs 1 step and GR. SW descends to	12
floor, positions apron, returns to station, explains,	13
and is seated.	14
<b><u>X-25 -- Returned to E: -- F-36 &amp; 37</u></b>	15
SD steps to right of Cn, takes right wrist, backs at CR	16
in a 1/4-circle, Cn as pivot, facing N, moves to N side,	17
turns E, moves to foot of dais, turns S, moves in front	18
of WM, turns E, GR, lowers Cn arm and releases;	19
backs 2 steps, GR, faces N, GR, takes 2 steps N at	20
CR, turns E & GR. WM rises when Cn reaches the E.	21
<b><u>X-26 -- Retirement: -- F-37, 38, &amp; 39</u></b>	22
On cue "reconducted," SD steps to left side of Cn, GR,	23
and after WM is seated, SR to LH, takes Cn left wrist,	24
backs at CR in a 1/4-circle, Cn as pivot, facing N,	25
moves to N side, turns W, and proceeds to W of A.	26
As WM is seated, JD & Ss, rising, TR, move one	27
step, GR, move at CR in file to position W of A with	28
JD centered on A, remain facing N and GR.	29
Arriving at W of A, SD & Cn turn E, at the same	30

## Rod and Floorwork Positions and Movements

time JD & Ss face E in unison and GR, SD GR in LH. 1  
WM rises. Ds & Ss then RR, SD from LH. All give 2  
DG & S in unison with WM. WM is seated. Ds & Ss 3  
then GR, JD in LH. 4

SD waits until JD, Rod in LH, moves to rear of Cn, 5  
and taking Cn's left wrist, faces Cn to N; at same time, 6  
JS moves to face N in rear of SS, then SD & SS face 7  
N, all GR in unison, JD in LH. SD returns at CR 8  
toward his place. JD & Cn turn W when in line with 9  
ID, followed by Ss, all at CR, JD in LH. 10

In MM only, WM gives (\*), whereupon they all 11  
stop; Cn, JD, SS, & JS turning by twos in a 1/4-circle 12  
forming a line, four abreast, facing S, SD stops, turns S, 13  
and all GR, JD in LH. 14

WM addresses JW who rises and gives DG & S 15  
simultaneously with response. After order, JW gives 16  
(\*\*\*). All rise. JW informs brethren and seats L with 17  
(\*). Ds & Ss continue the interrupted movement. 18

SD halts at his place, GR, faces about, GR, is 19  
seated and PR. JD, Cn & Ss proceed in twos to ID, 20  
which, JD releasing Cn, opens, and Ss & Cn retire. JD 21  
closes ID, SR to RH, GR, faces about GR, returns to 22  
his place, turns E, GR, is seated and PR. 23

### X-27 -- Return to L: -- F-40 24

**In EA:** SD on right of Cn, conducts him at CR to 25  
proper position facing WM at a slight angle, GR, 26  
assists him in the desired stance, and then steps 27  
back to rear and right of Cn and GR. 28

For explanation of WT, SD steps to and takes Cn 29  
right wrist, conducts him at CR to foot of dais, facing 30

## Rod and Floorwork Positions and Movements

WM, GR, lowers arm and releases, steps back in rear	1
of Cn, GR, faces N, GR, returns at CR to place, turns	2
W, GR, is seated and PR.	3
<b>In FC:</b> SD on right of Cn, conducts him at CR to MC	4
lecture, and at appropriate pauses, GR. In the S & W,	5
explanation is given by SD, who lowers Cn arm,	6
steps back and GR. Cn gives T o the P to the JW,	7
and G to the SW.	8
In the E, SD halts Cn at foot of dais, facing WM,	9
GR, lowers Cn arm and releases, steps back, GR, faces	10
N, GR, returns at CR to place, turns W, GR, is seated	11
and PR.	12
Before second reference to letter, WM gives (***) ,	13
descends to floor on right of Cn, faces E and uncovers.	14
Afterward, WM recovers, returns to station and seats	15
L with (*).	16
<b>In MM:</b> Without Rod, SD conducts Cn to a seat in	17
the L on the S sideline, then returns to his place and is	18
seated. After call to resume and when WM seats the L,	19
the JW vacates his station.	20
<b><u>X-28 -- From E to W: -- F-55</u></b>	21
WM rises, descends to floor 3 feet in front of E,	22
turns S, takes 3 steps and faces about. As WM turns S,	23
SD rises without Rod, takes 1 step and moves to	24
position opposite and facing WM, about 6 steps apart.	25
WM & SD approach each other in usual manner	26
giving proper Ss, with SD about one-half count behind	27
WM. Communicate. WM returns to station, is seated.	28
SD takes 3 steps, turns W moving on S to W,	29
while SW descends to floor 3 feet in front of W, turns	30



## **Rod and Floorwork Positions and Movements**

N, takes 3 steps and faces about. SD halts opposite & facing SW, about 6 steps apart.	1 2
SW & SD approach each other in usual manner giving proper Ss, with SW about one-half count behind SD. Communicate. SW returns to station and remains standing. SD then returns to his place, faces about and is seated.	3 4 5 6 7
<b><u>X-29 -- Square: -- F-56</u></b>	8
All brethren should come down to the level on cue by SW. At cue by WM, Officers take positions in square as follows: SD facing W on N of line in E, with Se facing W on S of said line; WM in center of line in E, but if Se is absent, WM takes Se position above; SW facing E on N of line in W, with JD facing E on S of said line.	9 10 11 12 13 14 15
Brethren line up to the N and S of A, in two parallel lines, extending between SD and SW, and between Se or WM and JD. JW & Ss take positions in S line.	16 17 18 19
<b><u>X-30 -- Secure: -- F-57</u></b>	20
SD faces S, GR, RR, gives DG & S simultaneously with response and GR. SD faces W, GR, moves at CR reverently and slowly to W of A, turns E and GR. WM uncovers. SD then RR, arranges A and GR. WM recovers. SD faces S, GR, moves at CR to S of LL, turns N, GR, SR to LH, extinguishes using RH, SR to RH, GR, faces W, GR, returns at CR to W of A, turns E, GR, bows, faces N, GR, returns at CR to his position in square, GR, faces about and GR.	21 22 23 24 25 26 27 28 29 30

## **Rod and Floorwork Positions and Movements**

### **X-31 -- Ballot: -- F-10, 11 & 12**

After the JD has cast his ballot, he goes to the OD	1
without rod, opens OD without knocking, sends in the	2
Ti, JD closes OD and takes Ti place. The WM informs	3
the Ti on the name of the petitioner, the purpose of the	4
ballot and the recommendations of all interview	5
committees. After Ti ballots, the Ti opens OD and	6
returns to his place; the JD comes in and, closing the	7
OD behind him, returns to his place. The SD proceeds	8
to brethren in the W immediately after Ti ballots.	9
	10
	11
	12
	13
	14
	15
	16
	17
	18
	19
	20
	21
	22
	23
	24
	25
	26
	27
	28
	29
	30

Opening -- EA

*Salutes and responses only when indicated. Deacons and Stewards take rods with them, except when otherwise provided herein. See "Rod and Floor Work (X's) and (F's)" for movement details. WM is covered and seated, except as noted.*

*All doors are closed.*

WM -- ( \* ) "The brn wl b cld a i ord fr opg a L."

{F-1} *Officers and brethren are seated.*

WM -- "I the Ti o the L pst?" -- "I s, h wl apr the E."

{F-2} *As Ti goes to E, the JD moves to and waits at OD.*

WM -- *Rises* "Br Ti, yr plc?"

Ti -- "A the otr dr."

WM -- "Yr dty?"

Ti -- "T grd agt the apr o cws a evd a s tt nn ps o rps ecp sch a ar dly qfd a hv pmn frm the WM."

WM -- "Y wl rcv the imp o yr ofc, *done* rpr t yr plc a b i the acv dsc o yr dty." *WM seated, JD opens OD.*

{F-2} *Ti goes to his place; JD closes OD then moves to his place and is seated.*

WM -- ( \* ) "Br SW," *SW rises.* "ar y sfd tt al pst ar EAs?"

SW -- "I a sfd, WM, tt al pst ar EAs."

\*\*\*\*\*

***When Purge is Necessary***

SW -- "I a nt sfd, WM, bt wl iqr o m ppr ofr a rpt."

SW -- "Br JD," *JD rises, moves to position in front of SW.*

*y wl asn i al pst a EAs."*

{X-1} *JD moves around L via N, E, S & W. He halts in front*

{F-3} *of unknown brother, asks him to rise, then faces WM.*

JD -- "WM, cfn."

WM -- "I thr ayo pst wh cn vch fr the br?"

1  
2  
3  
4  
5  
6  
7  
8  
9  
10  
11  
12  
13  
14  
15  
16  
17  
18  
19  
20  
21  
22  
23  
24  
25  
26  
27  
28  
29  
30

Opening -- EA

*If not vouched for, WM appoints a committee to retire with brother for examination. A paid up dues card is sufficient evidence for avouchment. If unknown brother is only an EA or FC, he must submit to an examination in that degree. JD opens & closes OD, resumes purge.*

JD -- *In front of SW* "Br SW, al pst ar EAs."

{F-3} *JD returns to his place and is seated.*

SW -- "WM, I a nw sfd tt al pst ar EAs."

\*\*\*\*\*

WM -- ( \* ) "Br JD," *SW sits; JD rises. (TR, one step, GR)*  
"the fst gr cr o Ms whn cvn?"

JD -- "T s tt the L i dly tld."

WM -- "Y wl atd t tt dty a ifm the Ti tt w ar abt t opn a L  
o EAs a drt hm t tle ady."

{X-3} *JD goes to and opens OD. {F-5}*

JD -- "Br Ti, w ar abt t opn a L o EAs, a y ar drd t  
tle ady." *Ti does NOT respond.*

{F-5} *JD closes OD, gives ( \*\* ); answered by Ti with  
( \*\* ); JD returns to his place.*

JD -- "WM, the L i tld."

WM -- "Hw tld?"

JD -- "B a br MM a the otr dr, amd wth the ppr imp  
o hs ofc."

WM -- "Hs dty?"

JD -- "T grd agt the apr o cws a evd a s tt nn ps o rps ecp  
sch a ar dly qfd a hv pmn frm the WM."

WM -- ( \* ) "Br SW," *JD sits, SW rises.* "whc cam y?"

SW -- "Frm a L o the HSsJoJ."

WM -- "Wht cam y hr t d?"

SW -- "T lrn t sbd m psn a ipv msf i M."

1  
2  
3  
4  
5  
6  
7  
8  
9  
10  
11  
12  
13  
14  
15  
16  
17  
18  
19  
20  
21  
22  
23  
24  
25  
26  
27  
28  
29  
30

## Opening -- EA

WM -- "Tn I psm y ar a M?"	1
SW -- "I a s tkn a acp amg brs a fws."	2
WM -- "Wht mks y a M?"	3
SW -- "M obn."	4
WM -- "Hw d y kw ysf t b a M?"	5
SW -- "B hvg bn ofn trd, nvr dnd, a bg rdy t b trd agn."	6
WM -- "Hw shl I kw y t b a M?"	7
SW -- "B cer ss, a tkn, a wrd, a the pts o m etc."	8
WM -- "Wht ar ss?"	9
SW -- "Rgt ang, hzs, a pds."	10
WM -- "Wht i a tkn?"	11
SW -- "A cer fry o bly gp b wch on M my kw anr i the dk a wl a i the lgt."	12 13
WM -- "Whr wr y mde a EA?"	14
SW -- "I a rgy cst L o EAs, dly asm i a rm o plc rpg the gnd flr o KST."	15 16
WM -- "Hw mny cst a L o EAs?"	17
SW -- "Svn, ctg o the WM, S a JWs, Tr, Se, S a JDs."	18
WM -- "The JD's plc?"	19
SW -- "A the rgt hnd o the SW i the W."	20
WM -- ( ** ) <span style="border: 1px solid black; padding: 2px;"><i>Officers rise; not WM. {X-5}</i></span> "Br JD, yr dty?"	21
JD -- "T atd t al als a the otr dr, prp a int cds, cry mgs frm the SW i the W t the JW i the S, a ewr abt the L a drd."	22 23 24
WM -- "The SD's plc?"	25
JD -- "A the rgt hnd o the WM i the E."	26
WM -- "Br SD, yr dty?"	27
SD -- "T atd t al als a the inr dr, rcv a cdt cds, int a adt vsg brn, cry ods frm the WM i the E t the SW i the W, a ewr a drd."	28 29 30

## Opening -- EA

- WM -- "The Se's plc?" 1  
SD -- "O the lft o the WM i the E." 2  
WM -- "Br Se, yr dty?" 3  
Se -- "T obv the wl a plr o the WM i reg the pcs o ts L,  
tmt a cpy thf t the GL whn rqd, t rev al mns pd ito  
the L a py thm ovr t the Tr, tkg hs rep tfr." 4  
5  
6  
WM -- "The Tr's plc?" 7  
Se -- "O the rgt o the WM i the E." 8  
WM -- "Br Tr, yr dty?" 9  
Tr -- "T rev al mny pd ito the L frm the hns o the Se, kp  
a jst a tr act thf, a py thm ot b ord o the WM a csn  
o the L." 10  
11  
12  
WM -- "The JW's sta?" 13  
Tr -- "I the S, WM." 14  

<i>To Be Used For Combined Se-Tr</i>	
WM -- "The Se-Tr's plc?"	15
SD -- "O the lft o the WM i the E."	16
WM -- "Br Se-Tr, yr dty?"	17
Se-Tr- "T obv the wl a plr o the WM i reg the pcs o ts L, tmt a cpy thf t the GL whn rqd, t rev al mns pd ito the L, kp a jst a tr act thf, a py thm ot b ord o the WM a csn o the L."	18 19 20 21 22
WM -- "The JW's sta?"	23
Se-Tr- "I the S, WM."	24

WM -- "Br JW, wy i the S a yr dty?" 25  
JW -- "A the sn i the S a mdn ht i the bty a gly o the dy,  
s sts the JW i the S t cl the crf frm lbr t rmt, sup  
thm dur the hr thf, a s tt nn cvt the mns o rmt ito  
itc o exs; cl thm t lbr a the ord o the WM tt h my  
hv plr a thy pft tby." 26  
27  
28  
29  
30

## Opening -- EA

WM -- "The SW's sta?"	1
JW -- "I the W, WM."	2
WM -- "Br SW, yr dty?"	3
SW -- "A the sn i i the W a the cls o the dy, s sts the SW i the W t ast the WM i opg a clg hs L, py the crf thr wgs i ay b d, a s tt nn g awy dsf; hmy bg the str a spt o al ins, mr esp o ors."	4 5 6 7
WM -- "The M's sta?"	8
SW -- "I the E, WM."	9
WM -- "Wy i the E?"	10
SW -- "A the sn rs i the E t opn a gvr the dy, s rs the WM i the E <span style="border: 1px solid black; padding: 2px;"><i>WM rises.</i></span> t opn a gvr hs L, st the crf a wrk, a gv thm ppr isn."	11 12 13
WM -- ( ***) <span style="border: 1px solid black; padding: 2px;"><i>All rise.</i></span> "Br SW, i i m ord tt a L o EAs b nw opd fr the dsp o bsn. Y wl rpt the sme t the JW i the S tt the brn my hv d ntc a gvr tss ady."	14 15 16
SW -- "Br JW, i i the ord o the WM tt a L of EAs b nw opd fr the dsp o bsn. Y wl cct the sme t the brn, tt thy, hvg d ntc, my gvr tss ady."	17 18 19
JW -- "Brn, i i the ord o the WM tt a L of EAs b nw opd fr the dsp o bsn. Y wl tke d ntc a gvr ysv ady."	20 21
WM -- "Tgr brn, upn the ss." <span style="border: 1px solid black; padding: 2px;"><i>All comply. {X-6}</i></span> <span style="border: 1px solid black; padding: 2px;"><i>WM gives ( * ); SW gives ( * ); JW gives ( * )</i></span>	22 23
WM -- "Bfr dcg a L opn, lt u hby ivk the bsg o D." <span style="border: 1px solid black; padding: 2px;"><i>WM uncovers.</i></span> "Br Ch, pls ld u i pyr."	24 25
Ch -- Supreme Architect of the Universe, in Thy name we have assembled, and in Thy name we desire to proceed in all our doings. Grant that the sublime principles of Freemasonry may so subdue every discordant passion within us, so harmonize and enrich	26 27 28 29 30

## Opening -- EA

our hearts with Thine own love and goodness, that the  
lodge at this time may humbly reflect that beauty and  
order which reign forever before Thy Throne. -- Amen.

*All respond*

**"So mote it be."**

*WM recovers.*

**WM -- "Br SD, y wl dpy the TGLs."**

*SD moves slowly to A, bows, then to LL, turns N, lights*

{X-7} *using RH after which he returns to A, turns E. WM*

{F-7} *uncovers. SD arranges A. WM recovers. SD takes  
one step back and both salute in unison. SD returns to  
his place and turns S.*

**WM -- "I nw del ts L of EAs dly opd fr the dsp o bsn und  
the usl M rss."**

**WM -- "Br JD."**

**JD --**

*DG*

**"WM."**

*S*

**WM -- "Ifm the Ti."**

{X-8} *JD goes to OD and gives (\*\*\*); answered by Ti with*

{F-5} *(\*\*\*) and JD opens OD.*

**JD -- "Br Ti, ts L o EAs i nw opn."**

*Ti does NOT respond.*

{F-5} *JD closes OD and returns to place.*

*DG*

**"WM,"**

*S*

**"the dty i pfd."**

*OPTIONAL: Pledge of Allegiance. (Do not use if  
Flag Presentation is used.)*

**WM -- (\*)**

*All are seated.*

*Introduction of Distinguished Guests.*

*Introduction of Grand Lodge Officers. See pg 156.*

*Introduction of Grand Master. See pg. 159.*

*Flag Presentation. See pg. 161.*



First Section -- EA

WM -- ( \* ) "Brn, the L hs bn esp cvn a ts tme fr the pps 1  
o cfg the EA deg. Mr. A.B., wh hs bn dly eld t rcv 2  
the dgs cfd i ts L, i i wtg t b itd a EA. I thr i n ojn, 3  
I wl cfr the deg upn hm. I thr ojn? Pause 4  
Thr bg n ojn, I wl pcd." 5

WM -- ( \* ) "Br Se." Se rises and faces WM. 6  
Se -- DG "WM." S 7

WM -- "Y wl rtr a rcv the f; br SD wl apy y a pnd the ctl 8  
qts." 9

{X-9} SD rises and moves with Se to A. WM rises and all 10  
{F-13} salute in unison. WM is seated and Se and SD retire 11  
through ID. Se collects. 12

**Constitutional Questions** 13

In anteroom, Cn answers each question. 14

SD -- From memory "Do you seriously declare, upon your 15  
honor, that unbiased by friends and uninfluenced by 16  
mercenary motives, you freely and voluntarily offer 17  
yourself a candidate for the mysteries of Freemasonry?" 18

"Do you seriously declare, upon your honor, that 19  
you are prompted to solicit the privileges of 20  
Freemasonry by a favorable opinion conceived of the 21  
institution, a desire for knowledge, and a sincere wish 22  
to be of service to your fellow creatures?" 23

"Do you seriously declare, upon your honor, that 24  
you will cheerfully conform to all the Ancient 25  
Established Usages and Customs of the Fraternity?" 26

{X-9} Se and SD return to L and advance to A. WM rises. 27  
{F-13} Salute below, in unison. 28

Se -- DG "WM." S "the usl f hs bn rvd." 29  
SD -- "The ctl qts hv bn pdd a sw i the afv." WM seated 30

First Section -- EA

{F-13}	<i>Se and SD return to their respective places, are seated.</i>	1
WM -- (*) "Br JD."	<i>Se &amp; SD seated, JD rises.</i>	2
JD -- DG "WM." S		3
WM -- "Y wl tke wth y sch asc a y dm ncy, rtr a ppy prp Mr.A.B. t b itd a EA."		4
		5
{F-15}	<i>JD moves to position W of A, turns S to face Ss and GR.</i>	6
JD -- "Br Ss," Ss rise. "y wl rtr wth m a ast i the ppn."		7
{X-10}	<i>JD and Ss move to the A. WM rises. All salute in</i>	8
{F-16}	<i>unison. WM is seated. JD and Ss retire, in file, through ID; meanwhile SD moves to JD's place and is seated.</i>	9
		10
	<b>JD Address</b>	11
JD --	<i>In anteroom, from memory</i> "Mr. B., the institution of which you are about to become a member is one by no means of a light and trifling nature, but of high importance and deep solemnity. Masonry consists of a course of ancient hieroglyphical and moral instruction, taught according to Ancient Usage by types, emblems, and allegorical figures."	12
		13
		14
		15
		16
		17
		18
	"The members of this Lodge request that you lay aside all thought of levity and address your mind to the solemn truths with which they will endeavor to invest you. Be assured that nothing will be required of you that does not tend toward your own good or toward the usefulness to your fellow men."	19
		20
		21
		22
		23
		24
	You are now about to tread the path which all Masons have traveled before you; therefore, in conformity to the Ancient Regulations, it is necessary that you be dvt o yr otw apl a cld wth a gmt fur b the L. Are you willing to submit to these regulations?"	25
		26
		27
		28
		29
	<i>Cn answers.</i>	30

First Section -- EA

<i>If affirmative</i>	"We will then prepare you for your initiation into our Mysteries, as all have been prepared who have gone this way before you."	<i>Done.</i>
-----------------------	---	--------------

<i>JD on right of Cn, followed by the Ss, SS on right, go to ID. JD has Cn give (***).</i>
--

SD -- 

<i>In JD's place, rises.</i>	<i>DG</i>	"WM."	<i>S</i>
------------------------------	-----------	-------	----------

WM -- "Br SD."

SD -- "Thr i a alm a the inr dr o or L."

WM -- "Y wl atd t the alm a s wh cms thr."

{X-11} 

<i>SD goes to ID, gives (*** ) and opens. {F-17}</i>
--

SD -- "Wh cms hr?"

JD -- "Mr. A.B., wh hs lng bn i dks a nw sks t b bgt t lgt, a t rev a prt i the rts a bfs o ts W L, erd t G a ddd t the HSsJ, a al brs a fws hv dn bfr."

SD -- "Mr. B., i ts o yr on fr wl a acd?"

Cn -- "I i."

SD -- "Br JD, i h wty a wl qfd, dly a tly ppd?"

JD -- "H i."

SD -- "O lfl ag a ppy vcd fr?"

JD -- "H i."

SD -- "B wht ftr rgt o bft ds h ept t gn adm?"

JD -- "B bg a mn, fr brn, o gd rpt, a wl rnd."

SD -- "Y wl wt wth ptc utl the WM i ifd o yr rqs a hs awr rtd."

{X-12} 

<i>SD closes ID, goes to A, WM rises, both salute (F-17) below in unison.</i>
---

WM -- 

<i>DG</i>	"Br SD,"	<i>S</i>	"wh cms thr?"
-----------	----------	----------	---------------

SD -- "Mr. A.B., wh hs lng bn i dks a nw sks t b bgt t lgt, a t rev a prt i the rts a bfs o ts W L, erd t G a ddd t the HSsJ, a al brs a fws hv dn bfr."

First Section -- EA

WM -- "I ts o hs on fr wl a acd?"	1
SD -- "I i."	2
WM -- "I h wty a wl qfd, dly a tly ppd?"	3
SD -- "H i."	4
WM -- "O fl ag a ppy vcd fr?"	5
SD -- "H i."	6
WM -- "B wht ftr rgt o bft ds h ept t gn adm?"	7
SD -- "B bg a mn, fr brn, o gd rpt, a wl rnd."	8
WM -- "Snc h pss ths ncy qfs, lt hm ent a b rvd i d fm."	9
{F-17} <span style="border: 1px solid black; padding: 2px;"><i>WM seated. SD returns and opens ID without rapping.</i></span>	10
SD -- "Lt hm ent a b rvd i d fm."	11
{X-13} <span style="border: 1px solid black; padding: 2px;"><i>SD moves to position midway between W and A and</i></span>	12
{F-17} <span style="border: 1px solid black; padding: 2px;"><i>about faces. Once in place, JD, Cn and Ss enter, move</i></span>	13
{F-18} <span style="border: 1px solid black; padding: 2px;"><i>to, and halt in position in front of SD.</i></span>	14
SD -- "Mr. B., o ts, yr fst adm ito a L o F&AM, y ar	15
rvd o the pnt o a shp ist pcg yr nkd lft	16
<span style="border: 1px solid black; padding: 2px;"><i>applied</i></span>	
brt, wch i t tch y tt a ts i a ist o ttr t yr flh, s sld	17
the rln o i b t yr cnc sld y evr psm t rvl the scs o F	18
uly."	19
{X-13} <span style="border: 1px solid black; padding: 2px;"><i>JD releases Cn and steps to the right, as SD takes</i></span>	20
{F-18} <span style="border: 1px solid black; padding: 2px;"><i>position on right of Cn.</i></span>	21
WM -- "Mr. B., n mn sld evr egg i ay gr o ipt utg wtt fst	22
ivg the bsg o D. Y wl tfr b cdd t the ctr o the L,	23
knl, a atd pyr."	24
{X-14} <span style="border: 1px solid black; padding: 2px;"><i>SD, Cn, and Ss go to position N of A, where SD</i></span>	25
{F-19} <span style="border: 1px solid black; padding: 2px;"><i>has Cn kneel. JD returns to place as they move</i></span>	26
<span style="border: 1px solid black; padding: 2px;"><i>forward.</i></span>	27
WM -- (***)	28
{F-19} <span style="border: 1px solid black; padding: 2px;"><i>All rise. WM moves to A, then over to Cn,</i></span>	29
<span style="border: 1px solid black; padding: 2px;"><i>uncovers with RH.</i></span>	30

## First Section -- EA

WM --	<i>Kneels</i>	"Vouchsafe Thine aid Almighty Father of the Universe, to this, our present convention. Grant that this candidate for Freemasonry may dedicate and devote his life to Thy service, and become a true and faithful brother among us. Endue him with a competency of Thy Divine wisdom that by the secrets of our Art, he may be better enabled to display the beauties of Brotherly Love, Relief, and Truth; to the honor and glory of Thy Holy Name. Amen."	1
			2
			3
			4
			5
			6
			7
			8
			9
	<i>All respond</i>	"So mote it be."	10
	<i>WM rises, recovers, places LH on Cn head.</i>		11
WM --	"I whm d y pt yr tst?"		12
	<i>Cn answers UNPROMPTED!</i>		13
WM --	<i>Removes LH, takes Cn by RH.</i>	"Yr tst bg i G, yr fth i wl fdd. Ars,	14
	<i>Done</i>	<i>flw yr cdr, a fr n dgr."</i>	15
{F-19}	<i>WM returns to station, seats L with (*), stays standing.</i>		16
	<i>SD conducts Cn once around the L, clockwise:</i>		17
{X-15}	<i>Ss follow, dropping off at positions in E directly E of A, a</i>		18
{F-20}	<i>facing S. Lesson is given during movement, beginning after JW (*). As Cn passes, JW gives (*), Ss face W; SW gives (*), Ss take one step back; WM gives (*).</i>		19
			20
			21
Ch --	"Behold, how good and how pleasant it is for brethren to dwell together in unity!"		22
			23
	"It is like the precious ointment upon the head, that ran down upon the beard, even Aaron's beard, that went down to the skirts of his garment."		24
			25
			26
	"As the dew of Hermon, and as the dew that descended upon the mountains of Zion: for there the Lord commanded the blessing, even life forevermore."		27
			28
			29
	<i>Psalms 133.</i>		30

First Section -- EA

{X-16}	<i>WM sits, SD &amp; Cn halt at JW, SD gives (***)</i> . {F-21}	1
JW -- (*)	<i>JW rises; SD releases Cn, steps back.</i> {F-21}	2
	"Wh cms hr?"	3
SD --	"Mr. A.B., wh hs lng bn i dks a nw sks t b bgt t lgt, a t rev a prt i the rts a bfs o ts WL, erd t G a ddd t the HSsJ, a al brs a fws hv dn bfr."	4 5 6
JW --	"Mr. B., i ts o yr on fr wl a acd?"	7
Cn --	"I i."	8
JW --	"Br SD, i h wty a wl qfd, dly a tly ppd?"	9
SD --	"H i."	10
JW --	"O lfl ag a ppy vcd fr?"	11
SD --	"H i."	12
JW --	"B wht ftr rgt o bft ds h ept t gn adm?"	13
SD --	"B bg a mn, fr brn, o gd rpt, a wl rnd."	14
JW --	"Y wl cdt hm t the SW i the W fr ftr exn."	15
{X-17}	<i>JW sits. SD, Cn go to and halt at SW. SD gives (***)</i> .	16
SW -- (*)	<i>SW rises; SD releases Cn, steps back.</i> {F-22}	17
	"Wh cms hr?"	18
SD --	"Mr. A.B., wh hs lng bn i dks a nw sks t b bgt t lgt, a t rev a prt i the rts a bfs o ts WL, erd t G a ddd t the HSsJ, a al brs a fws hv dn bfr."	19 20 21
SW --	"Mr. B., i ts o yr on fr wl a acd?"	22
Cn --	"I i."	23
SW --	"Br SD, i h wty a wl qfd, dly a tly ppd?"	24
SD --	"H i."	25
SW --	"O lfl ag a ppy vcd fr?"	26
SD --	"H i."	27
SW --	"B wht ftr rgt o bft ds h ept t gn adm?"	28
SD --	"B bg a mn, fr brn, o gd rpt, a wl rnd."	29
SW --	"Y wl cdt hm t the WM i the E fr ftr exn."	30

First Section -- EA

{X-17} SW sits. SD, Cn go to and halt at WM. SD gives (\*\*\*) 1

WM -- ( \* ) WM rises; SD releases Cn, steps back. {F-23} 2

"Wh cms hr?" 3

SD -- "Mr. A.B., wh hs lng bn i dks a nw sks t b bgt t lgt, 4  
a t rev a prt i the rts a bfs o ts WL, erd t G a ddd t 5  
the HSsJ, a al brs a fws hv dn bfr." 6

WM -- "Mr. B., i ts o yr on fr wl a acd?" 7

Cn -- "I i." 8

WM -- "Br SD, i h wty a wl qfd, dly a tly ppd?" 9

SD -- "H i." 10

WM -- "O lfl ag a ppy vcd fr?" 11

SD -- "H i." 12

WM -- "B wht ftr rgt o bft ds h ept t gn adm?" 13

SD -- "B bg a mn, fr brn, o gd rpt, a wl rnd." 14

WM -- "Snc h pss ths ncy qfs, y wl rct SD moves to left 15  
side of Cn, GR in RH hm t the SW i the W wth m 16

{X-18} ord tt h tch hm t apr the E b on upr reg stp, hs ft 17  
fmg the agl o a obl sqr, hs bdy ert a the A bfr the 18  
WM i the E." 19

{F-24} WM sits. SD conducts Cn one step W of A. 20

SD -- "Br SW," SW rises "i i the ord o the WM tt y 21  
tch ts Cn t apr the E b on upr reg stp, hs ft fmg 22  
the agl o a obl sqr, hs bdy ert a the A bfr the WM 23  
i the E." 24

SW -- "Br SD, y wl fc the Cn t the E." Done. {F-25} 25

SW -- "Mr. B., y wl adv on stp wth yr lft ft, brg the hl o 26

{X-19} the rgt t the hlw o the lft; bdy ert." Done. {F-25} 27

SW -- DG "WM, S the Cn i i ord." SW sits. 28

WM -- "Mr. B., y nw std bfr the srd A o F. Ftr y cnt adv 29  
wtt tkg upn ysf a slm a bdg obn. I i on w hv al 30

First Section -- EA

tkn bfr y, a i bms m dty a wl a plr t ifm y tt thr 1  
i ntg cnd i ts obn tt wl cft wth ay dty y ow t G, yr cny, 2  
yr nbr, o ysf. Wth ts anc o m prt, d y wsh t pcd?" 3  
Cn -- "I d." 4  
WM -- "Br SD, y wl plc the Cn a the A i d fm." 5  
SD -- "Y wl knl o yr nkd lft kn, Done yr rgt fmg a sqr; 6  
{X-20} Done yr lft hnd spg the HB, SaCps; Done yr rgt 7  
rtg thn." Done. Steps to left & rear of Cn, GR in RH. 8  
SD -- Without salute "WM, the Cn i i d fm." 9  
WM gives ( \*\*\*) uncovers and descends to floor. 10  
{X-21} Brethren form parallel lines N and S of A from the Ss 11  
{F-26} in the E and extending W past A. At cue by WM, Ss 12  
{F-27} move W inspecting lines: at W, about face; return to E, 13  
about face. As Ss are opposite A on return to E, WM 14  
moves to A, and Ds take positions in W. Lights off. 15  
WM -- "Bg nw pld a the A i d fm, i i stl b yr wsh t pcd, 16  
y wl sy "I", pnc yr nm, a rpt aft m." Cn complies. 17  
WM -- "O m o f w a a, i t p o A G a t W L e t H a d t t H S s J, 18  
WM both hands on d h a h m s a s p a s hands off 19  
t I w a h, e c, a n r a o t s a, p, o p o t h m o F, w m h 20  
b h, s b a t t, o a f p c t m a s, t a p o p w, e i b t a t a 21  
l b M, o w a r c l o s, a n u h o t u b s t, d e, o l i i s h 22  
f h o t a l e t t s a I a m." 23  
"I f p a s t I w n w, p, p, s, s, c, c, m o e t, o c t s t 24  
{X-22} b d u a m o i, c o r t l i o a w, s, l, o c w m b l o i t a 25  
{F-28} p u t c o h; a t s o f t u o t m u." 26  
"A t I m s a s p a s, w a f a s r t k a p t s w a h, 27  
m r o s e o m w; b Ds move to right and left of Cn. 28  
m u t s p o h m t e a, m t t o b i r a b i t r s o t s a l 29  
w, w t t e a f t i t f h, s I e k v t, m E A o. S h m G 30



First Section -- EA

- a k m s i t d p o t s." 1
- WM -- "M br, i tkn o yr scy, y wl rmv yr hns a ks the bk 2  
opn bfr y wch i the HB." *Cn complies, SD assists.* 3
- WM -- "Br SD, y wl rmv the c-t frm arn or br a h i nw bd 4  
{F-28} t u b a sgr t." *Done. WM returns to E.* 5
- WM -- "M br, i yr pst stn, wht d y mst dsr?" 6
- Cn -- *Prompted by SD* "Lgt." 7
- WM -- "Brn, sth fth yr hns a ast m i bgg ts, or nly mde br, 8  
frm dks t lgt." *All brn give DG except Ds and Ss.* 9
- WM -- "In the beginning God created the Heaven and the 10  
earth. And the earth was without form, and void, and 11  
darkness was upon the face of the deep. And the Spirit 12  
of God moved upon the face of the waters. And God 13  
{X-22} said, 'Let there be light,' and there was light." 14
- Shock of enlightenment, all move from DG and give S 15  
in unison with WM. WM moves to A. {F-29}* 16
- WM -- "M br, o bg bgt t lgt, y dvr bfr y the TGLs i M b the 17  
hlp o the tre lsr. The TGLs ar the HB, S a Cps." 18
- "The Holy Bible is to rule and guide our faith; the 19  
Square to square our actions; and the Compasses to 20  
circumscribe and keep us within due bounds with all 21  
mankind, mr esp wth a br M." 22
- "The tre lsr lgs ar tre bng tpr pld i a tlr fm rpg the 23  
sn, mn a M o the L bcs, as the Sun rules the day and 24  
the moon governs the night, so ought the Worshipful 25  
Master to endeavor to rule and govern his Lodge with 26  
equal regularity." *SW gives (\*). Lights on.* 27
- JD, Ss and Brethren return to places and are seated; 28  
{X-22} likewise SW and JW are seated; SD and WM remain 29  
{F-29} standing. WM returns to E and recovers.* 30

First Section -- EA

- WM -- "M br, y nw bhd m a M o ts L apg y frm the E 1  
WM takes step of EA. und the d-g a sgn o a EA." 2  
Done. "A EA sts of wth hs lft ft, Done. bgg the hl 3  
o the rgt t the hlw o the lft, Done. fmg the agl o 4  
a obl sqr. I i the fst stp i M, a the stp b wch y apd 5  
the A." 6  
"Ts i the d-g." Done. "I ads t the ptn i wch 7  
yr hns wr pld whl tkg the obn; yr lft hnd spg the 8  
HB, S a Cps, yr rgt rtg thn." 9  
"Ts i the sgn." Done. "I ads t the sbc pny o 10  
yr obn, wrn y swr tt y wld snr hv yr trt ct acr, yr tng 11  
trn ot b i rts, tn t vlt yr obn." 12  
"Ts d-g Done. a sgn Done. ar aws t b gvn 13  
o etg o rrg frm a L o EAs, o o arg t adr the WM." 14  
WM -- Approaches A. {F-30} "I nw hv the plr o ptg y m 15  
rgt hnd i tkn o m fsp a bly lv, a wth i the grp a wrd 16  
o a EA. Bt a y ar nt isd, SD to N of A, turns S, SR. 17  
I wl ps i wth yr cdr wh wl awr fr y." 18  
WM -- "I hl." 19  
SD -- "I ccl." 20  
WM -- "Wht d y ccl?" 21  
SD -- "Al the scs o Ms i M t wch ts tkn ads." Done. 22  
WM -- "Wht i ts?" 23  
SD -- "A grp." 24  
WM -- "O wht?" 25  
SD -- "A EA." 26  
WM -- "Hs i a nm?" 27  
SD -- "I hs." 28  
WM -- "Wl y gv i m?" 29  
SD -- "I dd nt s rcv i, nth wl I s ip i." 30

First Section -- EA

WM -- "Hw wl y dps o i?"	1
SD -- "I wl ltr a syl i wth y.	2
WM -- "Ltr i a bgn."	3
SD -- "Bgn y."	4
WM -- "N, y bgn." <span style="border: 1px solid black; padding: 0 10px;">Done.</span> "The wrd i rgt."	5
{X-22} <span style="border: 1px solid black; padding: 2px;">SD moves to right rear of Cn.</span>	6
WM -- "I grt y br. Ts i the grp o a EA, the nm o wch i B. I dns str, a whn usd i cnn wth ts grp i nvr t b gvn i ay oth mnr o fm tn tt i wch y hv nw rvd i, wch i b ltr a syl; a wth ayo wh i nt a wl kwn br, y sld aws emc wth the ltr A."	7 8 9 10 11
WM -- "Y wl ars a slt the J a SWs."	12
{X-22} <span style="border: 1px solid black; padding: 2px;">Cn rises. WM returns to E. Ws rise as WM ascends</span>	13
{F-31} <span style="border: 1px solid black; padding: 2px;">dais. WM sits. SD turns Cn to S, moves into position.</span>	14
SD -- "Ts, m br, i or JW. Y wl apr hm b stg of wth yr lft ft, <span style="border: 1px solid black; padding: 0 10px;">Done.</span> brg the hl o the rgt t the hlw o the lft."	15 16
<span style="border: 1px solid black; padding: 0 10px;">Done.</span> "Slit hm wth the d-g <span style="border: 1px solid black; padding: 0 10px;">Done.</span> a sgn." <span style="border: 1px solid black; padding: 0 10px;">Done.</span>	17
{X-23} <span style="border: 1px solid black; padding: 2px;">SD turns Cn to W. {F-32}</span>	18
SD -- "Ts i or SW. Y wl apr hm i the sme mnr, <span style="border: 1px solid black; padding: 0 10px;">Done.</span> slt a bfr." <span style="border: 1px solid black; padding: 0 10px;">Done.</span>	19 20
{X-23} <span style="border: 1px solid black; padding: 2px;">SD conducts Cn to N, turning E at sidelines. On ( * )</span>	21
{F-33} <span style="border: 1px solid black; padding: 2px;">below, SD halts and faces S with Cn.</span>	22
WM -- ( * ) "Br JW, hw d y fnd the slt i the S?"	23
JW -- "Rgt i the S, <span style="border: 1px solid black; padding: 0 10px;">DG</span> WM." <span style="border: 1px solid black; padding: 0 10px;">S</span>	24
WM -- "Hw i the W, br SW?"	25
SW -- "Rgt i the W, <span style="border: 1px solid black; padding: 0 10px;">DG</span> WM." <span style="border: 1px solid black; padding: 0 10px;">S</span>	26
WM -- ( * ) <span style="border: 1px solid black; padding: 2px;">SW and JW are seated. SD turns Cn to the E.</span>	27
{X-24} <span style="border: 1px solid black; padding: 2px;">WM rises, and with the apron moves to A,</span>	28
{F-34} <span style="border: 1px solid black; padding: 2px;">then over to Cn.</span>	29
	30

## First Section -- EA

- WM** -- "My brother, I now have the pleasure of presenting  
 you with a lamb-skin, or white leathern apron. It is an  
 emblem of innocence and the badge of a Mason, more  
 ancient than the Golden Fleece or Roman Eagle, more  
 honorable than the Star and Garter, or any other order  
 that could be conferred upon you at this time or any  
 future period by king, prince, potentate, or any other  
 person except he be a Mason. It is hoped that you  
 will wear it with equal pleasure to yourself, and  
 honor to the fraternity. Sch bg yr its, y wl rcv i." 1  
 2  
 3  
 4  
 5  
 6  
 7  
 8  
 9  
 10  
WM steps forward, presents, and steps back. 11
- WM** -- "Cry i t the SW i the W wth m ord tt h tch y t wr i  
 a a EA." 12  
 13  
 {X-24} WM goes to E and sits; SD and Cn go to SW. {F-35} 14
- SD** -- "Br SW," SW rises. "i i the ord o the WM tt y  
 tch br B. t wr hs apn a a EA." SD steps back. 15  
 16
- {F-35} SW descends, complies, and returns to station. 17
- SW** -- "M br, M tdn ifs u tt a the bld o KST, the wkn wr  
 kwn a dhd b the mnr i wch thy wr thr ans. EAs, bg  
 brs o bds wr trs wth the tp tnd u. I imm o ts ant ctm,  
 y wl wr yrs wth the tp tnd u." 18  
 19  
 20  
 21
- {X-25} SW seated. SD conducts Cn to E. WM rises. SD takes 22  
 {F-36} two steps back, faces N, moves to left of Cn, turns E. 23
- WM** -- "M br, agb t a ant ctm adp i evy reg a wl gvd L,  
 i i ncy tt y sld b rqd t dpt smg o a mtc knd, nt fr  
 i isc vlu aln, bt tt i my b ld u i the avs o ts L a  
 a lgt mmo tt y wr hrn mde a M. Ayg y my hv abt  
 yr psn o a mtc ntr, hvr tfg i vlu -- a dme . . . . .  
 o evn a smr cn?" Pause "Ntg?" -- 24  
 25  
 26  
 27  
 28  
 29  
 30

First Section -- EA

Y my phs tnk i sge tt I sld mke ts rq's o y kwg  
a I mst hv kwn frm the rpt o m ppr ofr tt y hd  
bn dly a tly p'pd, a i s, hd bn dvt o al mtl. Lt m  
asr y tt ts hs nt bn dn t plc y i a upt ptn bfr the mbs  
o ts L, bt t mke a dp a l'tg ipn upn yr mnd tt sld y  
evr mt a fd; mr esp a br M, i lke dst ccm, y sld ctb a  
lby t hs rlf a y cld, wtt mtr i'jy t ysf."

WM -- "Y wl nw b red *SD steps forward* t the plc whc y  
cam, rnv wth tt o wch y hv bn dvt, a rtd t the L fr  
ftr isn."

{X-26} *WM is seated. SD on left conducts Cn to A as JD & Ss*  
{F-37} *rise and go to A; all face E. WM rises. All salute in*  
{F-38} *unison. WM sits. SD returns to place, is seated. JD on*  
{F-39} *left of Cn, and JS on left of SS, move to ID. JD opens*  
*ID, returns to place and is seated as Ss retire with Cn.*

WM -- (\*) *When Cn has been reinvested.*

{X-27} *SD conducts Cn to NE corner, placing him at a slight*  
{F-40} *angle facing WM with his feet in proper position, then*  
*SD takes one step back.*

WM -- *Rises.* "M br, y nw std i the NE cnr o the L a a  
jst a upr M, a I gv i y sty i chg evr t wlk a ac a sch."

{X-27} *SD steps to Cn right, conducts him to position in front*  
{F-40} *and facing WM, then returns to place and is seated.*

WM -- *Standing* "Y ar nw etd t the working tools of an  
Entered Apprentice which are the Twenty-four inch  
Guage and Common Gavel."

"The Twenty-four Inch Gage is an instrument  
made use of by operative Masons to measure and lay  
out their work; but we as Free and Accepted Masons  
are taught to make use of it for the more noble and

## First Section -- EA

glorious purpose of dividing our time. It being divided  
into twenty-four equal parts is emblematic of the  
twenty-four hours of the day, which we are taught to  
divide into three equal parts; whereby we find eight  
hours for the service of God and the relief of a  
distressed worthy brother, eight for our usual  
vocations, and eight for refreshment and sleep."

"The Common Gavel is an instrument made use of  
by operative Masons to break off the corners of rough  
stones, the better to fit them for the builder's use; but  
we as Free and Accepted Masons are taught to make  
use of it for the more noble and glorious purpose of  
divesting our minds and consciences of the vices and  
superfluities of life, thereby fitting us as living stones  
for that spiritual building, that house not made with  
hands, eternal in the heavens."

1  
2  
3  
4  
5  
6  
7  
8  
9  
10  
11  
12  
13  
14  
15  
16  
17  
18  
19  
20  
21  
22  
23  
24  
25  
26  
27  
28  
29  
30

## Second Section -- EA

WM -- "My brother, you have now passed through all the	1
forms and ceremonies of your initiation, many of	2
which may have appeared to you light and trifling,	3
and such as, might have been omitted. I assure you	4
they are not, but are such as have been adopted and	5
practiced in all regular and well-governed lodges from	6
time immemorial, and for reasons which I will now	7
explain."	8
Y wr fst ppd t b mde a M i yr hrt. Y wr nxt ppd i	9
a rm adj t a rgy cst L o Ms.	10
Y wr dvt o al mtl fr tw rss; fst, tt y mgt cry ntg	11
ofv o dfv ito the L; scd, a the bld o KST, thr ws nt	12
hrd the snd o a ax, hmr, o ay tl o irn. The stn wr al	13
hwn, sqd, a nbd a the qry whr thy wr rsd. The tbr fld	14
a ppd i the frs o L, cvd b s i fts t J, the b lnd t J, whr	15
thy wr st u wth wdn mls ppd fr tt pps, a whn the	16
blg ws epd, i svl pts ftd wth sch ext ncy, tt i hd mr	17
the apc o the hdk o the SA o the U tn o hmn hns.	18
Y wr nth nkd nr cld bcs M rds n mn fr hs wdy	19
wlh o hns. I ws, tfr, t sgf tt i ws the itl a nt the etl qfs	20
o a mn tt sld rnd hm t b mde a M.	21
Y wr nth brf nr shd. Ts ws i cfy t a anc Ish ctm.	22
W rd i the bk o R tt i ws the mnr i fmr tme, ceg rdg a	23
egg, tt t cfm al tgs, a mn pkd of hs sh a gve i t hs nbr,	24
a ts ws a tty i I. Ts, tfr, ws dn t tfy t the scy o yr its	25
i the bsn i wch y wr tn abt t egg.	26
Y wr h-w, wth a c-t arn yr nck fr tre rss. Fst, a y	27
wr tn i dks, s sld y kp the whl wrl rsp the scs o F utl	28
thy sld obt thm a lfy a y wr tn abt t d. Scd, tt yr	29
hrt mgt b tgt t ccv bfr yr eys bhl the bts o M. Thd,	30

## Second Section -- EA

hd y rfd t sbt t the fms a cns o yr itn, o bn fnd uwy	1
t b tkn b the hnd a a br, y mgt, b the hlp o the c-t, hv	2
bn ld ot o the L wtt bg abl t dvr evn the fm thf.	3
Y wr csd t gv tre dct kks upn the dr, t alm the L	4
a ifm the WM tt y wr ppd fr itn, a ts ads t a cer txt i S:	5
"ak a y shl rcv, sk a y shl fnd, kk a i shl b opd uto y."	6
Ts apl t yr tn stn i tt y akd the rmn o a fd t b mde a M,	7
tru hs rmn, y sgt itn, y kkd a the dr o the L, a i ws opd	8
uto y.	9
Y wr rvd o the pnt o a shp ist pcg yr nkd lft brt	10
fr rss tn epd.	11
Y wr cdd t the ctr o the L, csd t knl a atd pyr,	12
bcs n mn sld evr egg i ay gr o ipt utg wtt fst ivg the	13
bsg o D.	14
Y wr akd i whm y pt yr tst, bcs acg t M usg, n ath	15
cn b mde a M. I ws, tfr, ncy tt y sld pfs a blf i D, ows	16
n obn wld hv bn csr bdg upn y.	17
Y wr tkn b the rgt hnd, odd t ars, flw yr cdr, a fr n	18
dgr, t sgf tt a a tme whn y cld nth fse nr avd dgr, y wr i	19
the hns o a tr a tsy fd, i whs fdy y cld wth sft cnf.	20
Y wr cdd onc arn the L tt al the brn mgt s tt y	21
wr dly a tly ppd.	22
Y wr csd t mt wth the svl obs o yr psg arn the L,	23
bcs thr wr gds pld a the S, W, a E gts o the crt o KST t	24
s tt nn psd o rpd ecp sch a wr dly qfd, a hd pmm. I ws,	25
tfr ncy tt y sld mt wth ths svl obs tt y mgt b dly emd	26
bfr bg mde a M.	27
Y wr csd t knl a the A o yr nkd lft kn, bcs the lft i	28
sdt b the wkr prt o mn. I ws, tfr, t sgf tt i ws the wkt	29
prt o M y wr tn etg upn, i bg tt o EA.	30



## Second Section -- EA

Y wr csd t ly yr rgt hnd o the HB, S, a Cps, bcs the  
rgt hnd ws sd b or anc brn t b the st o fdy, wch w smt  
s rpd b tw rgt hns jnd; a ots, b tw hmn fgs hdg ea oth  
b the rgt hnd. The rgt hd, tfr, w mde us o t tfy i the sst  
mnr psb t the scy o or its i the bsn i wch w wr tn egd.

Y wr psd wth a l-s o wte ltn apn, bcs the lmb hs i  
al ags bn dmd a emb o inc. H, tfr, wh wrs the l-s a the  
bge o a M i tby cty rdd o tt pur o lfe a cdt wch i ess  
ncy t hs gng adm ito the cll L abv whr the SA o the U  
pds.

Y wr rqd t dpt smg o a mtc knd t rmd y o yr tn  
exy pr a pns stn, a tt, sld y evr mt a fd, mr esp a br M  
i lke dst ccm, y sld ctb a lby t hs rlf a y cld wtt mtr ijy  
t ysf.

O yr rtn t the L, y wr pld i the NE cnr bcs, i opv  
M, the fst stn o a bld i usy ld i the NE cnr. Y wr, tfr,  
pld thr t rev yr fst isn wrn t bld yr fut mrl a M edf.

### **Optional.**

Ts, m br, ccs the scd scn o ts deg a fly eps t y al  
the fms a cns o itn.

1  
2  
3  
4  
5  
6  
7  
8  
9  
10  
11  
12  
13  
14  
15  
16  
17  
18  
19  
20  
21  
22  
23  
24  
25  
26  
27  
28  
29  
30

### Third Section -- EA

**WM** -- "The third section of this degree relates more particularly to the lodge. It explains its form, supports, covering, furniture, ornaments, lights and jewels, how situated, and to whom dedicated." 1  
2  
3  
4

"A lodge is composed of a constitutional number of Masons duly assembled with the Holy Bible, Square, and Compasses, and a Charter or Warrant empowering them to work." 5  
6  
7  
8

"Our Ancient Brethren were accustomed to meet on a high hill or in a low vale, the btr t grd agt the apr o cws a evd etr asg o ddg." 9  
10  
11

#### **Form of a Lodge**

 12

"The form of a lodge is an oblong square, extending from east to west and between the north and south, from the center to the surface, and from the earth to the highest heavens. It is said to be thus extensive to denote the universality of Masonry, and that Masonic Charity should be equally extensive." 13  
14  
15  
16  
17  
18

#### **Supports**

 19

"It is supported by three great pillars, denominated Wisdom, Strength, and Beauty; because it is necessary that there should be wisdom to contrive, strength to support, and beauty to adorn all great and important undertakings." 20  
21  
22  
23  
24

"These pillars are represented by the three principal officers of the lodge, the WM, S a JW's." 25  
26

"The WM represents the pillar of wisdom, i bg spd t h hs the wsm t opn a gvr hs L, st the crf a wrk, a gv thm ppr isn." 27  
28  
29  
30

### Third Section – EA

"The SW represents the pillar of strength, i bg hs  
dty t ast the WM i opg a clg hs L, py the crf thr wgs  
i ay b d, a s tt nn g awy dsf, hmy bg the str a spt o al  
ins, mr esp o ors."

"The JW represents the pillar of beauty, i bg hs  
dty i anc tms t obv the sn a mdn ht, wch i the bty a gly  
o the dy."

#### Covering

"The covering of a lodge is the clouded canopy or  
starry-decked Heaven, where all good Masons hope at  
last to arrive by the aid of that mysterious ladder  
which Jacob in his vision saw extending from earth to  
Heaven, the three principal rounds of which are  
denominated Faith, Hope, and Charity; and admonish  
us to have Faith in God, Hope in immortality, and  
Charity to all mankind."

"The greatest of these is Charity; for our Faith  
will be lost in sight, Hope ends in fruition, but Charity  
extends beyond the grave through the boundless realms  
of eternity."

#### Furniture

"The furniture of a lodge is the Holy Bible, Square  
and Compasses. The Bible is dedicated to God, the  
Square to the Master and the Compasses to the Craft."

"The Bible is dedicated to God, it being the  
inestimable gift of God to man, a o wch w ogt a nwy  
md br."

"The Square to the Master, it being the proper  
emblem of his office, and should continually remind

1  
2  
3  
4  
5  
6  
7  
8  
9  
10  
11  
12  
13  
14  
15  
16  
17  
18  
19  
20  
21  
22  
23  
24  
25  
26  
27  
28  
29  
30

### Third Section -- EA

him of the duty he owes to the lodge over which he is  
elected to preside."

"And the Compasses to the Craft, for by a due  
attention to their use they are taught to circumscribe  
their desires and keep their passions within due  
bounds with all mankind."

#### Ornaments

"The ornaments of a lodge are the Mosaic  
Pavement, the Indented Tessel, and the Blazing Star."

"The Mosaic Pavement is a representation of the  
ground floor of King Solomon's Temple; the Indented  
Tessel, of that beautiful tessellated border or skirting  
which surrounded it."

"The Mosaic Pavement is emblematic of human  
life, checkered with good and evil; the beautiful border  
which surrounds it, of those blessings and comforts  
which surround us, and which we hope to obtain by  
a faithful reliance on Divine Providence which is  
hieroglyphically represented by the Blazing Star in  
the center."

#### Lights

"A lodge has three lights, situated east, west, and  
south -- none in the north. None in the north because  
o the stn o KST, tt hvg bn std s fr N o the ecc, tt the  
sn o mn a mdn ht cld drt n ry o lgt i a the N prt o i.  
The N i, tfr, M tmd a plc o dks."

#### Jewels

"A lodge has six Jewels -- three immovable and  
three movable."

1  
2  
3  
4  
5  
6  
7  
8  
9  
10  
11  
12  
13  
14  
15  
16  
17  
18  
19  
20  
21  
22  
23  
24  
25  
26  
27  
28  
29  
30

### Third Section -- EA

"The immovable Jewels are the Square, Level, and Plumb. The Square teaches morality, the Level equality, and the Plumb rectitude of conduct."

"The movable Jewels are the Rough Ashlar, the Perfect Ashlar, and the Trestleboard."

"The Rough Ashlar is a stone taken from the quarry in its rude and natural state. The Perfect Ashlar is a stone made ready by the hands of the workman to be adjusted by the working tools of the Fellowcraft. The Trestleboard is for the master workman to draw his designs upon."

"By the Rough Ashlar we are reminded of our rude and imperfect state by nature. By the Perfect Ashlar, of that state of perfection at which we hope to arrive by a virtuous education, our own endeavors and the blessing of God. And by the Trestleboard we are also reminded that as the operative workman erects his temporal building agreeably to the rules and designs laid down by the master on his Trestleboard, so should we, both operative and speculative, endeavor to erect our spiritual building agreeably to the rules and designs laid down by the Supreme Architect of the Universe in the Great Book of nature and Revelation, which is our spiritual, moral, and Masonic Trestleboard."

#### **Lodges -- How Situated**

"All lodges are, or ought to be, situated due east and west, because King Solomon's Temple was so situated. King Solomon's Temple was so situated because, after Moses had safely conducted the

1  
2  
3  
4  
5  
6  
7  
8  
9  
10  
11  
12  
13  
14  
15  
16  
17  
18  
19  
20  
21  
22  
23  
24  
25  
26  
27  
28  
29  
30

### Third Section -- EA

Children of Israel through the Red Sea, when pursued 1  
by Pharaoh and his hosts, he, by Divine command, 2  
erected a tabernacle and situated it due east and west 3  
to perpetuate the remembrance of that remarkable east 4  
wind which wrought their mighty deliverance, and 5  
likewise the better to receive the rays of the rising 6  
sun. As this tabernacle was a model for King 7  
Solomon's Temple, so ought all lodges to be situated 8  
due east and west." 9

#### Dedication 10

"Lodges were anciently dedicated to King Solomon, 11  
who was said to have been our first Most Excellent 12  
Grand Master. But Masons in modern times dedicate 13  
theirs to St. John the Baptist and St. John the 14  
Evangelist, who were said to have been two eminent 15  
Christian patrons of Masonry; and since their time, 16  
there is, or ought to be, represented in every regular 17  
and well-governed lodge a certain Point within a Circle. 18  
The Point representing an individual brother, the Circle 19  
the boundary line of his duty, beyond which he is 20  
never to suffer his passions or prejudices to betray 21  
him. This Circle is embordered by two perpendicular 22  
parallel lines, representing St. John the Baptist and St. 23  
John the Evangelist; upon the top rest the Holy 24  
Scriptures. In passing around this circle, we necessarily 25  
touch upon both lines, as well as upon the Holy 26  
Scriptures, and while a Mason keeps himself thus 27  
circumscribed, it is impossible that he should materially 28  
err." 29

30

### **Third Section -- EA**

#### **Tenets**

"The tenets of our profession are Brotherly Love, Relief, and Truth."

#### **Brotherly Love**

"By the exercise of Brotherly Love we are taught to regard the whole human species as one family -- the high and low, the rich and poor; who, as created by one Almighty Parent and inhabitants of the same planet, are bound to aid, support, and protect each other. On this principle Masonry unites men of every country, sect, and opinion, and conciliates true friendship among those who might otherwise have remained at a perpetual distance."

#### **Relief**

"To relieve the distressed is a duty incumbent on all men, but more particularly on Masons, who are linked together by an indissoluble chain of sincere affection. To soothe the unhappy, to sympathize with their misfortunes, to compassionate their miseries, and to restore peace to their troubled minds is the grand aim we have in view. On this basis we form our friendships and establish our connections."

#### **Truth**

"Truth is a Divine attribute and the foundation of every virtue. To be good men and true is the first lesson taught in Masonry. On this theme we contemplate and by its dictates endeavor to regulate our conduct. Hence, while influenced by this principle, hypocrisy and deceit are unknown among us; sincerity and plain dealing distinguish us, and the heart and

1  
2  
3  
4  
5  
6  
7  
8  
9  
10  
11  
12  
13  
14  
15  
16  
17  
18  
19  
20  
21  
22  
23  
24  
25  
26  
27  
28  
29  
30

### Third Section – EA

tongue join in promoting each other's welfare and  
rejoicing in each other's prosperity."

"Were I to ask you how I should know by the words of the Master, your answer should be: 'By the words, a token, a word, and the points of the Master.' The words, token, a word have already been explained by the Master; in new terms from the explanation of the points of your etc, which are four: the G, P, M and P; and they allude to the four cardinal virtues: Temperance, Fortitude, Prudence, and Justice."

#### Temperance

"Temperance is that due restraint upon our affections and passions which renders the body tame and governable and frees the mind from the allurements of vice. This virtue should be the constant practice of every Mason, as he is thereby taught to avoid excess or contracting any licentious or vicious habit, the indulgence of which might lead him to disclose some of those valuable secrets which he has promised to conceal and never reveal, and which would consequently subject him to the contempt and detestation of all good Masons, in that the secret is your own, and adds to the G."

#### Fortitude

"Fortitude is that noble and steady purpose of the mind whereby we are enabled to undergo any pain, peril, or danger, when prudentially deemed expedient. This virtue is equally distant from rashness and cowardice, and like the former, should be deeply impressed upon the mind of every Mason as a safeguard or security against any illegal attack that may be made by force or otherwise to extort from him



### Third Section – EA

any of those valuable secrets with which he has been  
so solemnly intrusted, and which was emblematically  
represented upon his first admission into the lodge  
whn y wr rvd o the pnt o a shp ist pcg yr nkd lft brt,  
a ads t the P."

#### Prudence

"Prudence teaches us to regulate our lives and  
actions agreeably to the dictates of reason, and is that  
habit by which we wisely judge and prudentially  
determine on all things relative to our present as well  
as to our future happiness. This virtue should be the  
peculiar characteristic of every Mason, not only for  
the government of his conduct while in the lodge, but  
also when abroad in the world. It should be particularly  
attended to in all strange and mixed companies, never  
to let fall the least Sign, Token, or Word whereby the  
secrets of Masonry might be unlawfully obtained,  
evr rbg yr slm egs whl kng a the A, yr lft hnd spg the  
HB, S a Cps, yr rgt rtg thn, a ads t the M."

#### Justice

"Justice is that standard or boundary of right  
which enables us to render to every man his just due  
without distinction. This virtue is not only consistent  
with Divine and human laws, but is the very cement  
and support of civil society; and as justice in a great  
measure constitutes the really good man, so should it  
be the invariable practice of every Mason, never to  
deviate from the minutest principles thereof, evr brg i  
mnd the slm chg y rvd whl stg i the NE cnr o the L, a  
ads t the P."

### Third Section – EA

"In ancient times Entered Apprentices svd thr Ms wth F, F, a Z, wch ar eby rpd b C, C, a C."	1 2
"There is nothing freer than Chalk, the slightest touch of which leaves a trace behind."	3 4
"Nothing more fervent than Charcoal, to which, when well ignited, the most obdurate metals will yield."	5 6
"Nothing more zealous than Clay, or our Mother Earth, which is continually imparting for man's necessities, and is constantly reminding us that as from it we came, so to it we must all sooner or later return."	7 8 9 10 11
"Such is the arrangement of the different Sections of the First Lecture, which, with the forms adopted for the opening and closing of a lodge, comprehend the whole of the first degree of Masonry."	12 13 14 15
"The whole is a regular system of morality, veiled in allegory, which will unfold its beauties to the candid and industrious inquirer."	16 17 18 19 20 21 22 23 24 25 26 27 28 29 30

## Charge -- EA

<b>WM --</b> "As you are now introduced into the first principles of	1
Freemasonry, we congratulate you on being accepted	2
into this ancient and honorable Fraternity -- ancient, as	3
having subsisted from time immemorial; and honorable,	4
as tending, in every particular, so to render all men who	5
will be conformable to its precepts. No institution was	6
ever raised on a better principle or more solid	7
foundation, nor were ever more excellent rules and	8
useful maxims laid down than are inculcated in the	9
several Masonic lectures. Many of the greatest and	10
best men in all ages have been encouragers and	11
promoters of the Art and never deemed it derogatory	12
to their dignity or profession to level themselves with	13
the Fraternity, extend their privileges and patronize	14
their assemblies."	15
"There are three great duties which, as a Mason,	16
you are charged to inculcate: to God, your neighbor,	17
and yourself. To God, in never mentioning His name	18
but with that reverential awe which is due from a	19
creature to his Creator; to implore his aid in all your	20
laudable undertakings, and to esteem Him as the chief	21
good. To your neighbor, in acting upon the Square,	22
and doing unto him as you wish he should do unto	23
you. And to yourself, in avoiding all irregularity and	24
intemperance which may impair your faculties or	25
debase the dignity of your profession. A zealous	26
attachment to these duties will insure public and	27
private esteem."	28
"In the State, you are to be a quiet and peaceful	29
subject, true to your government and just to your	30

## Charge -- EA

country. You are not to countenance disloyalty or 1  
rebellion, but patiently submit to legal authority and 2  
conform with cheerfulness to the government of the 3  
country in which you live." 4

"In your outward demeanor be particularly careful 5  
to avoid censure or reproach. Let not interest, favor, 6  
or prejudice bias your integrity or influence you to be 7  
guilty of a dishonorable action. Neither are you to 8  
suffer your zeal for the institution to lead you into 9  
argument with those who, through ignorance, may 10  
ridicule it." 11

"Your regular appearance at our meetings is 12  
earnestly solicited. At your leisure hours, that you 13  
may improve in Masonic knowledge, you are to 14  
converse with well informed brethren who will always 15  
be as ready to give as you will be ready to receive 16  
instruction." 17

"Finally, keep sacred and inviolable the mysteries 18  
of the Fraternity, as these are to distinguish you from 19  
the rest of the community and mark your consequence 20  
among Masons." 21

"If, in the circle of your acquaintance, you find a 22  
person desirous of being initiated into Masonry, be 23  
particularly careful not to give him encouragement 24  
unless you are convinced he will conform to our rules; 25  
in which event you may refer him to those who have 26  
authority to recommend him to the Lodge, that the 27  
honor, glory and reputation of the Institution may be 28  
firmly established and the world at large convinced of 29  
its good effect." 30

## Charge -- EA

<i>Suggested Wording</i>
--------------------------

"My Brother, you have now been initiated an Entered Apprentice and are to be congratulated on your preferment. Before you can advance further, it is necessary that you commit certain portions of this degree to memory, and pass a suitable examination therein. Brother A.B. is available as your instructor and very shortly will arrange to post you in the required lessons."

1  
2  
3  
4  
5  
6  
7  
8  
9  
10  
11  
12  
13  
14  
15  
16  
17  
18  
19  
20  
21  
22  
23  
24  
25  
26  
27  
28  
29  
30

Closing -- EA

WM --	(*) "Br JD."	<i>JD rises. (TR, one step, GR and RR)</i>			1
JD --	DG	"WM."	S		2
WM --	"The lst gr cr o Ms whn cvn?"				3
JD --	"T s tt the L i dly tld."				4
WM --	"Y wl atd t tt dty a ifm the Ti tt w ar abt t cls ts L o EAs a drt hm t tle ady."				5 6
{F-5}	<i>JD goes to OD, gives (***), answered by Ti with (***); JD opens OD.</i>				7 8
JD --	"Br Ti, w ar abt t cls ts L o EAs, a y ar drd t tle ady."			<i>Ti does NOT respond.</i>	9 10
{F-5}	<i>JD closes OD, returns to place.</i>				11
JD --	DG	"WM,"	S	"the dty i pfd."	12
	<i>Flag Retirement (if presented in Opening), see pg. 165.</i>				13
WM --	(*) "Br SW,"	<i>JD sits, SW rises</i>		"whc cam y?"	14
SW --	"Frm a L o the H Ss J o J."				15
WM --	"Wht cam y hr t d?"				16
SW --	"T lrn t sbd m psn a ipv msf i M."				17
WM --	"Tn I psm y ar a M?"				18
SW --	"I a s tkn a acp amg brs a fws."				19
WM --	"Wht mks y a M?"				20
SW --	"M obn."				21
WM --	"Hw d y kw ysf t b a M?"				22
SW --	"B hvg bn ofn trd, nvr dnd, a bg rdy t b trd agn."				23
WM --	"Hw shl I kw y t b a M?"				24
SW --	"B cer ss, a tkn, a wd, a the pts o m etc."				25
WM --	"Wht ar ss?"				26
SW --	"Rgt ang, hzs, a pds."				27
WM --	"Wht i a tkn?"				28
SW --	"A cer fry o bly gp b wch on M my kw anr i the dk a wl a i the lgt."				29 30

Closing -- EA

WM -- "Whr wr y mde a EA?" 1  
SW -- "I a rgy cst L o EAs, dly asm i a rm o plc rpg the 2  
gnd flr o KST." 3  
WM -- "Hw mny cst a L o EAs?" 4  
SW -- "Svn, ctg o the WM, S a JWs, Tr, Se, S a JDs." 5  
WM -- "The JD's plc?" 6  
SW -- "A the rgt hnd o the SW i the W." 7  
WM -- ( \*\* ) *Officers rise except WM. {X-5}* Br JD, yr dty? 8  
JD -- "T atd t al als a the otr dr, prp a int cds, cry mgs 9  
frm the SW i the W t the JW i the S, a ewr abt the 10  
L a drd." 11  
WM -- "The SD's plc?" 12  
JD -- "A the rgt hnd o the WM i the E." 13  
WM -- "Br SD, yr dty?" 14  
SD -- "T atd t al als a the inr dr, rcv a cdt cds, int a adt 15  
vsg brn, cry ods frm the WM i the E t the SW i the 16  
W, a ewr a drd." 17  
WM -- "The Se's plc?" 18  
SD -- "O the lft o the WM i the E." 19  
WM -- "Br Se, yr dty?" 20  
Se -- "T obv the wl a plr o the WM i reg the pcs o ts L, 21  
tmt a cpy thf t the GL whn rqd, t rev al mns pd ito 22  
the L a py thm ovr t the Tr, tkg hs rep tfr." 23  
WM -- "The Tr's plc?" 24  
Se -- "O the rgt o the WM i the E." 25  
WM -- "Br Tr, yr dty?" 26  
Tr -- "T rcv al mny pd ito the L frm the hns o the Se, kp 27  
a jst a tr act thf, a py thm ot b ord o the WM a csn 28  
o the L." 29  
WM -- "The JW's sta?" 30

Closing -- EA

Tr -- "I the S, DG WM." S

*To Be Used For Combined Se-Tr*

WM -- "The Se-Tr's plc?"

SD -- "O the lft o the WM i the E."

WM -- "Br Se-Tr, yr dty?"

Se-Tr- "T obv the wl a plr o the WM i reg the pcs o ts L,  
tmt a cpy thf t the GL whn rqd, t rev al mns pd ito  
the L, kp a jst a tr act thf, a py thm o b odr o the  
WM a csn o the L."

WM -- "The JW's sta?"

Se-Tr- "I the S, DG WM." S

WM -- "Br JW, wy i the S a yr dty?"

JW -- "A the sn i the S a mdn ht i the bty a gly o the dy,  
s sts the JW i the S t cl the crf frm lbr t rmt, sup  
thm dur the hr thf, a s tt nn cvt the mns o rmt ito  
itc o exs; cl thm t lbr a the odr o the WM tt h my  
hv plr a thy pft tby."

WM -- "The SW's sta?"

JW -- "I the W, DG WM." S

WM -- "Br SW, yr dty?"

SW -- "A the sn i i the W a the cls o the dy, s sts the SW  
i the W t ast the WM i opg a clg hs L, py the crf  
thr wgs i ay b d, a s tt nn g awy dsf; hmy bg the str  
a spt o al ins, mr esp o ors."

WM -- "The M's sta?"

SW -- "I the E, DG WM." S

WM -- "Wy i the E?"

SW -- "A the sn rs i the E t opn a gvr the dy, s rs the  
WM i the E *WM rises.* t opn a gvr hs L,

1  
2  
3  
4  
5  
6  
7  
8  
9  
10  
11  
12  
13  
14  
15  
16  
17  
18  
19  
20  
21  
22  
23  
24  
25  
26  
27  
28  
29  
30



Closing -- EA

	st the crf a wrk, a gv thm ppr isn."		1				
WM -- ( ***)	<table border="1"><tr><td><i>All rise.</i></td></tr></table> "Br SW, i i m odr tt ts L o EAs b	<i>All rise.</i>		2			
<i>All rise.</i>							
	nw cld. Y wl rpt the sme t the JW i the S tt the brn		3				
	my hv d ntc a gvr tss ady."		4				
SW --	"Br JW, i i the odr o the WM tt ts L of EAs b nw		5				
	cld. Y wl cct the sme t the brn, tt thy hvg d ntc, my		6				
	gvr tss ady."		7				
JW --	"Brn, i i the odr o the WM tt ts L of EAs b nw cld.		8				
	Y wl tke d ntc a gvr ysv ady."		9				
WM --	"Tgr brn, upn the ss."	<table border="1"><tr><td><i>All comply. {X-6}</i></td></tr></table>	<i>All comply. {X-6}</i>	10			
<i>All comply. {X-6}</i>							
	<table border="1"><tr><td><i>WM gives ( * ); SW gives ( * ); JW gives ( * )</i></td></tr></table>		<i>WM gives ( * ); SW gives ( * ); JW gives ( * )</i>	11			
<i>WM gives ( * ); SW gives ( * ); JW gives ( * )</i>							
WM --	"Br SW, hw sld Ms mt?"		12				
SW --	"O the lvl."	<table border="1"><tr><td><i>All step down to level.</i></td></tr></table>	<i>All step down to level.</i>	13			
<i>All step down to level.</i>							
WM --	"Hw ac, br JW?"		14				
JW --	"B the plb."		15				
WM --	"A prt upn the sqr."		16				
	<table border="1"><tr><td><i>Brethren form parallel lines N &amp; S of A. Officers go</i></td></tr><tr><td><i>{X-29} to positions: JW &amp; Ss in center of S line; SW on N</i></td></tr><tr><td><i>{F-56} and JD on S of line in W; SD on N &amp; Se on S of line</i></td></tr><tr><td><i>in E; WM center of E line, or in Se spot if Se absent.</i></td></tr></table>		<i>Brethren form parallel lines N &amp; S of A. Officers go</i>	<i>{X-29} to positions: JW &amp; Ss in center of S line; SW on N</i>	<i>{F-56} and JD on S of line in W; SD on N &amp; Se on S of line</i>	<i>in E; WM center of E line, or in Se spot if Se absent.</i>	17
<i>Brethren form parallel lines N &amp; S of A. Officers go</i>							
<i>{X-29} to positions: JW &amp; Ss in center of S line; SW on N</i>							
<i>{F-56} and JD on S of line in W; SD on N &amp; Se on S of line</i>							
<i>in E; WM center of E line, or in Se spot if Se absent.</i>							
			18				
			19				
			20				
WM --	"S my w evr mt, ac, a prt, m brs."		21				
	<table border="1"><tr><td><i>WM uncovers.</i></td></tr></table> "Br Ch, pls ld u i pyr."	<i>WM uncovers.</i>		22			
<i>WM uncovers.</i>							
Ch --	"May the blessing of heaven rest upon us and all		23				
	regular Masons. May brotherly love prevail and		24				
	every moral and social virtue unite and cement us."		25				
	"Amen."		26				
	<table border="1"><tr><td><i>All respond</i></td></tr></table> "So mote it be."	<i>All respond</i>		27			
<i>All respond</i>							
	<table border="1"><tr><td><i>WM recovers.</i></td></tr></table>	<i>WM recovers.</i>		28			
<i>WM recovers.</i>							
WM --	"Br SD."	<table border="1"><tr><td><i>SD faces WM</i></td></tr></table>	<i>SD faces WM</i>	29			
<i>SD faces WM</i>							
SD --	<table border="1"><tr><td><i>DG</i></td></tr></table> "WM."	<i>DG</i>	<table border="1"><tr><td><i>S</i></td></tr></table>	<i>S</i>	30		
<i>DG</i>							
<i>S</i>							

**Closing -- EA**

**WM -- "Y wl scr the TGLs."**

*SD moves slowly to A. WM uncovers. SD arranges  
{X-30} A. WM recovers. SD moves to LL, extinguishes.  
{F-57} SD returns to A, bows, and returns to position in  
square, facing W.*

**WM -- "I nw dcl ts L of EAs dly cld."**

**WM -- "Br JD, ifm the Ti."**

*{F-57} JD goes to and opens OD.*

**JD -- "Br Ti, ts L o EAs i nw cld."**

*Ti does NOT respond.*

*{F-57} JD returns to position at S of line in W. Ti enters L,  
waits in W until JD reports.*

**JD -- "WM, the dty i pfd."**

*{F-58} Ti returns sword to WM.*

**WM -- ( \* )**

*Dismisses Lodge.*

1  
2  
3  
4  
5  
6  
7  
8  
9  
10  
11  
12  
13  
14  
15  
16  
17  
18  
19  
20  
21  
22  
23  
24  
25  
26  
27  
28  
29  
30

## Opening -- FC Degree

	<i>Salutes and responses only when indicated. Deacons and Stewards take rods with them, except when otherwise provided herein. See "Rod and Floor Work (X's and (F's)" for movement details. WM is covered and seated, except as noted.</i>	1
	<i>All doors are closed.</i>	2
WM --	(*) "The brn wl b cld a i ord fr opg a L."	3
{F-1}	<i>Officers and brethren are seated.</i>	4
WM --	"I the Ti o the L pst?" -- "I s, h wl apr the E."	5
{F-2}	<i>As Ti goes to E, the JD moves to and waits at OD.</i>	6
WM --	<i>Rises</i> "Br Ti, yr plc?"	7
Ti --	"A the otr dr."	8
WM --	"Yr dty?"	9
Ti --	"T grd agt the apr o cws a evd a s tt nn ps o rps ecp sch a ar dly qfd a hv pmn frm the WM."	10
WM --	"Y wl rcv the imp o yr ofc, <i>done.</i> rpr t yr plc a b i the acv dsc o yr dty." <i>WM seated, JD opens OD.</i>	11
{F-2}	<i>Ti goes to his place; JD closes OD then moves to his place and is seated.</i>	12
WM --	(*) "Br SW," <i>SW rises</i> "ar y sfd tt al pst ar FCs?"	13
SW --	"I a sfd, WM, tt al pst ar FCs."	14
	*****	15
	<b>When Purge is Necessary</b>	16
SW --	"I a nt sfd, WM, bt wl iqr o m ppr ofr a rpt."	17
SW --	"Br JD," <i>JD rises, moves to position in front of SW.</i>	18
	"y wl asn i al pst ar FCs."	19
{X-1}	<i>JD moves around L via N, E, S &amp; W. He halts in front</i>	20
{F-3}	<i>of unknown brother, asks him to rise, then faces WM.</i>	21
JD --	"WM, cfn."	22
WM --	"I thr ayo pst wh cn vch fr the br?"	23
		24
		25
		26
		27
		28
		29
		30

## Opening -- FC Degree

	<i>If not vouched for, WM appoints a committee to retire with brother for examination. A paid up dues card is sufficient evidence for avouchment. If unknown brother is only an EA or FC, he must submit to an examination in that degree. JD opens, closes OD, resumes purge.</i>	1
		2
		3
		4
		5
JD --	<i>In front of SW</i> <b>"Br SW, al pst ar FCs."</b>	6
{F-3}	<i>JD returns to his place and is seated.</i>	7
SW --	<b>"WM, I a nw sfd tt al pst ar FCs."</b>	8
	*****	9
	<b>Optional --To Take Up the Ps</b>	10
WM --	<b>"Br SW, fr or btr sfn, y wl rcv the ps frm the S a J Ds, a thy frm the brn o the rgt a lft a rpt i the E."</b>	11
		12
SW --	<b>"Br S a J Ds,</b> <i>Ds rise - TR, step, GR</i> <b>apr the W."</b>	13
{X-2}	<i>Ds move forward, turn inward when just W of A, then</i>	14
{F-4}	<i>turning approach the W and halt in front of SW.</i>	15
SW --	<b>"Y wl adv a gv m the ps."</b>	16
{X-2}	<i>JD takes one step W, turns N while SD turns S. JD</i>	17
{F-4}	<i>steps forward , gives ps to SD and passes one step to N. Ds face W. SD gives ps to SW, steps back.</i>	18
		19
SW --	<b>"Y wl rcv i frm the brn o the rgt a lft, a rpt t the WM i the E."</b>	20
		21
	<i>SD takes ps from Brn in the S while JD takes it from those in the N.</i>	22
		23
{X-2}	<b>If Ps is Lost</b>	24
{F-4}	<b>SD or JD -- "WM, a br wtt the ps."</b>	25
	<b>WM -- "Y wl cct a rev the ps."</b> <span style="float: right;"><i>Done</i></span>	26
	<i>Ds meet in the E where JD gives ps to SD, steps S.</i>	27
	<i>Ds face E. WM rises. SD gives ps to WM, steps back.</i>	28
WM --	<b>"Br SW, the ps i rgt."</b> <span style="float: right;"><i>WM Seated</i></span>	29
	<i>Ds return to places, SD sits at (*), JD stays standing.</i>	30
	*****	

## Opening -- FC Degree

WM --	(*) "Br JD,"	<i>SW sits; SD sits, if standing;</i>	1
{X-3}		<i>JD, if seated, rises. (TR, one step, GR)</i>	2
		"the fst gr cr o Ms whn cvn?"	3
JD --	"T s tt the L i dly tld."		4
WM --	"Y wl atd t tt dty a ifm the Ti tt w ar abt t opn a L o FCs a drt hm t tle ady."		5
{X-3}		<i>JD goes to and opens OD.</i>	6
		<i>{F-5}</i>	7
JD --	"Br Ti, w ar abt t opn a L o FCs, a y ar drd t tle ady."	<i>Ti does NOT respond.</i>	8
{F-5}		<i>JD closes OD, gives (***); answered by Ti with (***); JD returns to his place.</i>	9
			10
JD --	"WM, the L i tld."		11
			12
WM --	"Hw tld?"		13
JD --	"B a br MM a the otr dr, amd wth the ppr imp o hs ofc."		14
			15
WM --	"Hs dty?"		16
JD --	"T grd agt the apr o cws a evd a s tt nn ps o rps ecp sch a ar dly qfd a hv pmn frm the WM."		17
			18
WM --	(*) "Br SW,"	<i>JD sits, SW rises.</i>	19
SW --	"I a, ty m."		20
WM --	"Hw wl y b trd?"		21
SW --	"B the sqr."		22
WM --	"Wy b the sqr?"		23
SW --	"Bcs i i a emb o mly a on o the wkg tls o m pfs."		24
WM --	"Wht i a sqr?"		25
SW --	"A agl o nty dgs, o the fth prt o a crl."		26
WM --	"Whr wr y mde a FC?"		27
SW --	"I a rgy cst L o FCs, dly asm i a rm o plc rpg the MC o KST."		28
			29
WM --	"Hw mny cst a L o FCs?"		30

Opening -- FC Degree

SW -- "Fv, ctg o the WM, S a JWs, S a JDs."	1
WM -- "The JD's plc?"	2
SW -- "A the rgt hnd o the SW i the W."	3
WM -- ( ** ) <span style="border: 1px solid black; padding: 2px;"><i>Officers rise; not WM {X-5}</i></span> "Br JD, yr dty?"	4
JD -- "T atd t al als a the otr dr, prp a int cds, cry mgs frm the SW i the W t the JW i the S, a ewr abt the L a drd."	5 6 7
WM -- "The SD's plc?"	8
JD -- "A the rgt hnd o the WM i the E."	9
WM -- "Br SD, yr dty?"	10
SD -- "T atd t al als a the inr dr, rcv a cdt cds, int a adt vsg brn, cry ods frm the WM i the E t the SW i the W, a ewr a drd."	11 12 13
WM -- "The JW's sta?"	14
SD -- "I the S, WM."	15
WM -- "Br JW, wy i the S a yr dty?"	16
JW -- "A the sn i the S a mdn ht i the bty a gly o the dy, s sts the JW i the S t cl the crf frm lbr t rft, sup thm dur the hr thf, a s tt nn cvt the mns o rft ito itc o exs; cl thm t lbr a the ord o the WM tt h my hv plr a thy pft tby."	17 18 19 20 21
WM -- "The SW's sta?"	22
JW -- "I the W, WM."	23
WM -- "Br SW, yr dty?"	24
SW -- "A the sn i i the W a the cls o the dy, s sts the SW i the W t ast the WM i opg a clg hs L, py the crf thr wgs i ay b d, a s tt nn g awy dsf; hmy bg the str a spt o al ins, mr esp o ors."	25 26 27 28
WM -- "The M's sta?"	29
SW -- "I the E, WM."	30

## Opening -- FC Degree

- WM -- "Wy i the E?" 1
- SW -- "A the sn rs i the E t opn a gvr the dy, s rs the WM  
i the E *WM rises* t opn a gvr hs L, st the crf a  
wrk, a gv thm ppr isn." 2 3 4
- WM -- (\*\*\*) *All rise* "Br SW, i i m ord tt a L o FCs  
b nw opd fr the dsp o bsn. Y wl rpt the sme t the  
JW i the S tt the brn my hv d ntc a gvr tss ady." 5 6 7
- SW -- "Br JW, i i the ord o the WM tt a L o FCs b nw  
opd fr the dsp o bsn. Y wl cct the sme t the brn,  
tt thy, hv g d ntc, my gvr tss ady." 8 9 10
- JW -- "Brn, i i the ord o the WM tt a L o FCs b nw opd  
fr the dsp o bsn. Y wl tke d ntc a gvr ysv ady." 11 12
- WM -- "Tgr brn, upn the ss." *All comply. {X-6}* 13
- WM (\*) SW (\*) JW (\*); WM (\*) SW (\*) JW (\*)* 14
- WM -- "Bfr deg a L opn, It u hby ivk the bsg o D."  
*WM uncovers.* "Br Ch, pls ld u i pyr." 15 16
- Ch -- Supreme Architect of the Universe, in Thy name we  
have assembled, and in Thy name we desire to  
proceed in all our doings. Grant that the sublime  
principles of Freemasonry may so subdue every  
discordant passion within us, so harmonize and enrich  
our hearts with Thine own love and goodness, that the  
lodge at this time may humbly reflect that beauty and  
order which reign forever before Thy Throne. -- Amen. 17 18 19 20 21 22 23 24
- All respond* "So mote it be." *WM recovers* 25
- WM -- "Br SD, y wl dpy the TGLs." 26
- SD moves slowly to A, bows, then to LL, turns N, lights  
{X-7} using RH, returns to A, faces E. WM uncovers. SD  
{F-7} arranges A. WM recovers. SD takes one step back,  
both salute in unison. SD returns to place and turns S.* 27 28 29 30

## Opening -- FC Degree

WM --	"I nw del ts L o FCs dly opd fr the dsp o bsn und the usl M rss."	1
		2
WM --	"Br JD."	3
JD --	DG "WM." S	4
WM --	"Ifm the Ti."	5
{X-8}	JD goes to OD and gives ( ***) ; answered by Ti with	6
{F-5}	( ***) and JD opens OD.	7
JD --	"Br Ti, ts L o FCs i nw opn."	8
	Ti does NOT respond.	9
{F-5}	JD closes OD and returns to place.	10
JD --	DG "WM," S "the dty i pfd."	11
WM --	OPTIONAL: Pledge of Allegience. (Do not use if Flag Presentation is used.)	12
	( * ) All are seated.	14
	Introduction of Distinguished Guests.	15
	Introduction of Grand Lodge Officers. See pg 156.	16
	Introduction of Grand Master. See pg 159.	17
	Flag Presentation. See pg. 161.	18
		19
		20
		21
		22
		23
		24
		25
		26
		27
		28
		29
		30



First Section -- FC

WM --	(*)	"Brn, the L hs bn esp cvn a ts tme fr the pps o cfg the FC deg. Br A.B., a EA o ts L wh hs mde sbl pfy i tt deg, i i wtg t b psd t the deg o FC. I thr i n ojn, I wl cfr the deg upn hm. <span style="border: 1px solid black; padding: 2px;">Pause</span> Thr bg n ojn, I wl pcd."	1
WM --	(*)	"Br Se." <span style="border: 1px solid black; padding: 2px; display: inline-block; width: 200px; height: 1.2em; vertical-align: middle;">Se rises and faces WM.</span>	6
Se --	<span style="border: 1px solid black; padding: 2px;">DG</span>	"WM." <span style="border: 1px solid black; padding: 2px; display: inline-block; width: 40px; height: 1.2em; vertical-align: middle;">S</span>	7
WM --	"Y wl rtr a rcv the f."		8
{X-9}	<i>Se goes to A, WM rises, both salute in unison. WM is seated and Se retires through ID. Se collects.</i>		9
{F-14}			10
{X-9}			11
{F-14}			12
Se --	<span style="border: 1px solid black; padding: 2px;">DG</span>	"WM." <span style="border: 1px solid black; padding: 2px; display: inline-block; width: 40px; height: 1.2em; vertical-align: middle;">S</span>	13
	<i>WM sits, Se returns to place.</i>		14
WM --	(*)	"Br JD." <span style="border: 1px solid black; padding: 2px; display: inline-block; width: 150px; height: 1.2em; vertical-align: middle;">Se sits, JD rises.</span>	15
JD --	<span style="border: 1px solid black; padding: 2px;">DG</span>	"WM." <span style="border: 1px solid black; padding: 2px; display: inline-block; width: 40px; height: 1.2em; vertical-align: middle;">S</span>	16
WM --	"Y wl tke wth y sch asc a y dm ncy, rtr a ppy prp Br A.B. t b psd t the deg o FC." <span style="border: 1px solid black; padding: 2px; display: inline-block; width: 150px; height: 1.2em; vertical-align: middle;">JD moves to</span>		18
{F-15}	<i>position even with A, turns S to face Ss and GR.</i>		19
JD --	"Br Ss,"	<i>Ss rise.</i> "y wl rtr wth m a ast i the ppn."	20
{X-10}	<i>JD and Ss move to the A. WM rises. All salute in unison. WM is seated. JD and Ss retire, in file, through ID; meanwhile SD moves to JD's place and is seated.</i>		21
{F-16}			22
			23
	<i>After preparation, JD on right of Cn, followed by the Ss, SS on right, go to ID. JD has Cn give (***).</i>		24
	<i>In JD's place, rises.</i>		25
SD --	<span style="border: 1px solid black; padding: 2px;">DG</span>	"WM." <span style="border: 1px solid black; padding: 2px; display: inline-block; width: 40px; height: 1.2em; vertical-align: middle;">S</span>	26
WM --	"Br SD."		27
SD --	"Thr i a alm a the inr dr o or L."		28
WM --	"Y wl atd t the alm a s wh cms thr."		29
{X-11}	<i>SD goes to ID, gives (*** ) and opens. {F-17}</i>		30

First Section -- FC

SD -- "Wh cms hr?" 1  
 JD -- "Br A.B., wh hs bn rgy itd a EA, a nw sks mr lgt i 2  
 M b bg psd t the deg o FC." 3  
 SD -- "Br B., i ts o yr on fr wl a acd?" 4  
 Cn -- "I i." 5  
 SD -- "Br JD, i h wty a wl qfd, dly a tly ppd?" 6  
 JD -- "H i." 7  
 SD -- "Hs h mde sbl pfy i the pcg deg?" 8  
 JD -- "H hs." 9  
 SD -- "I h ppy vcd fr?" 10  
 JD -- "H i." 11  
 SD -- "B wht ftr rgt o bft ds h ept t gn adm?" 12  
 JD -- "B the bft o the ps." 13  
 SD -- "Hs h the ps?" 14  
 JD -- "H hs i nt, I hv i fr hm." 15  
 SD -- "Y wl adv a gv m the ps." *JD complies, inside lodge.* 16  
 SD -- "Y wl wt wth ptc utl the WM i ifd o yr rqs a hs awr 17  
 {X-12} rtd." *JD returns to Cn side, SD closes ID, goes to A,* 18  
 {F-17} *WM rises, both salute below in unison.* 19  
 WM -- *DG* "Br SD," *S* "wh cms thr?" 20  
 SD -- "Br A.B., wh hs bn rgy itd a EA, a nw sks mr lgt i 21  
 M b bg psd t the deg o FC." 22  
 WM -- "I ts o hs on fr wl a acd?" 23  
 SD -- "I i." 24  
 WM -- "I h wty a wl qfd, dly a tly ppd?" 25  
 SD -- "H i." 26  
 WM -- "Hs h mde sbl pfy i the pcg deg?" 27  
 SD -- "H hs." 28  
 WM -- "I h ppy vcd fr?" 29  
 SD -- "H i." 30

First Section -- FC

WM --	"B wht ftr rgt o bft ds h ept t gn adm?"	1
SD --	"B the bft o the ps."	2
WM --	"Hs h the ps?"	3
SD --	"H hs i nt, I hv i fr hm."	4
WM --	"Gv m the ps." <span style="border: 1px solid black; padding: 2px;"><i>SD gives ps from A.</i></span>	5
WM --	"The ps i rgt. Snc h pss ths ncy qfs, lt hm ent a b	6
{F-17}	rvd i d fm." <span style="border: 1px solid black; padding: 2px;"><i>WM seated. SD returns and opens ID.</i></span>	7
SD --	"Lt hm ent a b rvd i d fm."	8
{X-13}	<span style="border: 1px solid black; padding: 2px;"><i>SD moves to position midway between W and A and</i></span>	9
{F-17}	<span style="border: 1px solid black; padding: 2px;"><i>about faces. Once in place, JD, Cn and Ss enter, move</i></span>	10
{F-18}	<span style="border: 1px solid black; padding: 2px;"><i>to, and halt in position in front of SD.</i></span>	11
SD --	"Br B., o yr fst adm ito a L o F&AM, y wr rvd o	12
	the pnt o a shp ist pcg yr nkd lft brt, fr rss tn epd.	13
	Y ar nw rvd o the agl o a sqr apl t yr nkd rgt brt,	14
	<span style="border: 1px solid black; padding: 2px;"><i>applied</i></span> wch i t tch y tt the sqr o vrt sld b the rle	15
	a gde o yr cdt i al fut tns wth mkd."	16
{F-18}	<span style="border: 1px solid black; padding: 2px;"><i>JD releases Cn and steps to the right, as SD takes</i></span>	17
	<span style="border: 1px solid black; padding: 2px;"><i>position on right of Cn. WM rises. SD, Cn, Ss move</i></span>	18
	<span style="border: 1px solid black; padding: 2px;"><i>toward E, while JD returns to place and is seated. SD</i></span>	19
{F-20}	<span style="border: 1px solid black; padding: 2px;"><i>conducts Cn twice around L, clockwise: Ss follow,</i></span>	20
{X-15}	<span style="border: 1px solid black; padding: 2px;"><i>dropping off at positions in E directly E of A, facing S.</i></span>	21
	<span style="border: 1px solid black; padding: 2px;"><i>Lesson is given during movement, beginning after JW</i></span>	22
	<span style="border: 1px solid black; padding: 2px;"><i>(*). As Cn passes on first trip, JW gives (*), Ss face</i></span>	23
	<span style="border: 1px solid black; padding: 2px;"><i>W; SW gives (*), Ss take one step back; WM gives</i></span>	24
	<span style="border: 1px solid black; padding: 2px;"><i>(*). As Cn passes on second trip, JW gives (**),</i></span>	25
	<span style="border: 1px solid black; padding: 2px;"><i>SW gives (**), WM gives (**).</i></span>	26
Ch --	"Thus He showed me; and behold, the Lord stood	27
	upon a wall made by a plumb-line with a plumb-line in	28
	His hand."	29
		30

First Section -- FC

	"And the Lord said unto me: 'Amos, what seest thou?', and I said: 'A plumb-line'."	1
		2
	"Then said the Lord: 'Behold, I will set a plumb-line in the midst of my people Israel; I will not again pass by them any more'."	3
		4
	<i>Amos VII, 7, 8.</i>	5
{X-16}	<i>WM sits, SD &amp; Cn halt at JW, SD gives (***) .{F-21}</i>	6
JW -- ( * )	<i>JW rises; SD releases Cn, steps back. {F-21}</i>	7
	"Wh cms hr?"	8
SD --	"Br A.B., wh hs bn rgy itd a EA, a nw sks mr lgt i M b bg psd t the deg o FC."	9
		10
JW --	"Br. B., i ts o yr on fr wl a acd?"	11
Cn --	"I i."	12
JW --	"Br SD, i h wty a wl qfd, dly a tly ppd?"	13
SD --	"H i."	14
JW --	"Hs h mde sbl pfy i the pcg deg?"	15
SD --	"H hs."	16
JW --	"I h ppy vcd fr?"	17
SD --	"H i."	18
JW --	"B wht ftr rgt o bft ds h ept t gn adm?"	19
SD --	"B the bft o the ps."	20
JW --	"Hs h the ps?"	21
SD --	"H hs i nt, I hv i fr hm."	22
JW --	"Y wl adv a gv m the ps."	23
{X-16}	<i>SD SR to LH, advances at CR to JW, gives ps, steps back at CR to right side of Cn, SR to RH.</i>	24
{F-21}		25
JW --	"Y wl ps o t the SW i the W fr ftr exn."	26
{X-16}	<i>JW sits. SD &amp; Cn go to and halt at SW. SD gives (***) .</i>	27
SW -- ( * )	<i>SW rises; SD releases Cn, steps back. {F-22}</i>	28
	"Wh cms hr?"	29
SD --	"Br A.B., wh hs bn rgy itd a EA, a nw sks mr lgt i	30

First Section -- FC

	M b bg psd t the deg o FC."	1
SW --	"Br. B., i ts o yr on fr wl a acd?"	2
Cn --	"I i."	3
SW --	"Br SD, i h wty a wl qfd, dly a tly ppd?"	4
SD --	"H i."	5
SW --	"Hs h mde sbl pfy i the pcg deg?"	6
SD --	"H hs."	7
SW --	"I h ppy vcd fr?"	8
SD --	"H i."	9
SW --	"B wht ftr rgt o bft ds h ept t gn adm?"	10
SD --	"B the bft o the ps."	11
SW --	"Hs h the ps?"	12
SD --	"H hs i nt, I hv i fr hm."	13
SW --	"Y wl adv a gv m the ps."	14
{X-17}	<i>SD SR to LH, advances at CR to SW, gives ps, steps</i>	15
{F-22}	<i>back at CR to right side of Cn, SR to RH.</i>	16
SW --	"Y wl ps o t the WM i the E fr ftr exn."	17
{X-17}	<i>SW sits. SD, Cn go to &amp; halt at WM. SD gives (***)</i>	18
WM -- ( * )	<i>WM rises; SD releases Cn, steps back. {F-23}</i>	19
	"Wh cms hr?"	20
SD --	"Br A.B., wh hs bn rgy itd a EA, a nw sks mr lgt i	21
	M b bg psd t the deg o FC."	22
WM --	"Br. B., i ts o yr on fr wl a acd?"	23
Cn --	"I i."	24
WM --	"Br SD, i h wty a wl qfd, dly a tly ppd?"	25
SD --	"H i."	26
WM --	"Hs h md sbl pfy i the pcg deg?"	27
SD --	"H hs."	28
WM --	"I h ppy vcd fr?"	29
SD --	"H i."	30

First Section -- FC

WM --	"B wht ftr rgt o bft ds h ept t gn adm?"	1
SD --	"B the bft o the ps."	2
WM --	"Hs h the ps?"	3
SD --	"H hs i nt, I hv i fr hm."	4
WM --	"Y wl adv a gv m the ps."	5
{X-18}	<i>SD SR to LH, advances at CR to WM, gives ps, steps</i>	6
{F-23}	<i>back at CR to right and rear of Cn, GR in LH.</i>	7
WM --	"The ps i rgt." <i>SD moves to left side of Cn.</i>	8
	"Snc h pss ths ney qfs, y wl rdt hm t the SW i the	9
	W wth m ord tt h tch hm t apr the E b tw upr reg	10
	sts, hs ft fmg the agl o a obl sqr, hs bdy ert a the A	11
	bfr the WM i the E." <i>WM is seated.</i>	12
{X-19}	<i>SD conducts Cn to A on W side, turns W to face SW,</i>	13
{F-24}	<i>takes one step W, GR in LH.</i>	14
SD --	"Br SW," <i>SW rises.</i> "I i the ord o the WM tt y tch	15
	ts Cn t apr the E b tw upr reg sts, hs ft fmg the agl	16
	o a obl sqr, hs bdy ert a the A bfr the WM i the E."	17
SW --	"Br SD, y wl fc the Cn t the E." <i>Done. {F-25}</i>	18
SW --	"Y wl adv on stp wth yr lft ft, brg the hl o the rgt t	19
{X-19}	the hlw o the lft; on stp wth yr rgt ft, brg the hl o	20
{F-25}	the lft t the hlw o the rgt." <i>SD assists Cn to comply.</i>	21
SW --	<i>DG</i> "WM, <i>S</i> the Cn i i ord." <i>SW sits.</i>	22
WM --	"Y ar agn stg bfr the srd A o F. Ftr y cnt adv wtt	23
	tkg upn ysf a slm a bdg obn atg t ts deg. I i on w	24
	hv al tkn bfr y, a i bms m dty a wl a plr t ifm y tt	25
	thr i ntg end i ts obn tt wl cft wth ay dty y ow t G,	26
	yr cnv, yr nbr, o ysf. Wth ts anc o m prt, d y wsh	27
	t pcd?"	28
Cn --	"I d."	29
WM --	"Br SD, y wl plc the Cn a the A i d fm."	30

First Section -- FC

	SD -- "Y wl knl o yr nkd rgt kn,	<span style="border: 1px solid black; padding: 2px;">Done.</span>	yr lft fmg a	1
	sqr,	<span style="border: 1px solid black; padding: 2px;">Done.</span>	yr rgt hnd rtg o the HB, S a Cps,	2
{X-20}	<span style="border: 1px solid black; padding: 2px;">Done.</span>	yr lft am fmg a sqr spd b a sqr."	<span style="border: 1px solid black; padding: 2px;">Done.</span>	3
	SD --	<span style="border: 1px solid black; padding: 2px;">Without salute</span>	"WM, the Cn i i d fm."	4
	<i>WM gives ( ***) uncovers and descends to floor.</i>			5
{X-21}	<i>Brethren form parallel lines N and S of A from the Ss</i>			6
{F-26}	<i>in the E, extending W past A. At cue by WM, Ss move</i>			7
{F-27}	<i>W inspecting lines: at W, about face; return to E, about</i>			8
	<i>face. As Ss are opposite A on return, WM moves to A,</i>			9
	<i>JD takes position in W, SD remains with Cn. Lights out.</i>			10
	WM --	"Bg nw pld a the A i d fm, i i stl b yr wsh t pcd,		11
		y wl sy "I", pnc yr nm, a rpt aft m."	<span style="border: 1px solid black; padding: 2px;">Cn complies.</span>	12
	WM --	"O m o f w a a, i t p o A G a t W L e t H a d t t H S s J,		13
		<span style="border: 1px solid black; padding: 2px;">WM both hands on</span>	d h a h m s a s p a s <span style="border: 1px solid black; padding: 2px;">hands off</span>	14
		t I w a h, e c, a n r a o t s a, p, o p o t F C d t a p o p		15
		w; e i b t a t a l b o t d, o w a r c l o F C s, a n u h o t		16
		u b s t, d e, o l i I s h f h o t a l e t t s a I a m."		17
		"I f p a s t I w c t a a b a t l, r, a r o t F C d s f a t		18
{X-22}		s s c t m k."		19
		"F, I w a a o a d s a s s t m f a L o F C s, o g m b a		20
		b o t d, i w t l o m c-t."		21
		"F, I w a a a a p, d, w b F C s, s f a t n m r a m		22
		a p w m i t m."		23
		"F, I w n c, w o d a b o t d k, n s h i a o h l u."		24
		"A t I m s a s p a s, w a f a s r t k a p t s w a h, m		25
{F-28}		r o s e o m w; b <span style="border: 1px solid black; padding: 2px;">JD moves to right of Cn.</span>	m u t s p	26
		p o h m l b t o, m h p o a p o t h p o t T, t t b d b t v o		27
		t a, s l e k v t, m F C o. S h m G a k m s i t d p o t s."		28
	WM --	"M br, i tkn o yr scy, y wl rmv yr hns a ks the bk		29
		opn bfr y wch i the HB."	<span style="border: 1px solid black; padding: 2px;">Cn complies, SD assists.</span>	30

First Section -- FC

WM --	"Br SD, y wl rmv the c-t frm arn or br a h i nw und {F-28} a dbl t t the F."	<i>Done. WM returns to E.</i>	1
WM --	"M br, i yr pst stn, wht d y mst dsr?"		3
Cn --	<i>Prompted by SD</i> "Mr lgt i M."		4
WM --	"Brn, sth fth yr hns a ast m i gvg ts br mr lgt i M."	<i>All brn give DG except Ds and Ss.</i>	5
WM --	"In the beginning God created the Heaven and the earth. And the earth was without form, and void, and darkness was upon the face of the deep. And the Spirit of God moved upon the face of the waters. And God {X-22} said, 'Let there be light,' and there was light."		7
		<i>All move from DG and give S in unison with WM.</i>	12
WM --	<i>Moves to A. {F-29}</i> "M br, o bg bgt t lgt, y dvr a bfr the TGLs i M b the hlp o the tre lsr, wth ts dfc: tt o pnt o the Cps i nw rsd abv the sqr wch i t tch y tt y hv a yt rvd lgt i M, bt pty."	<i>SW (*). Lights on.</i>	13
{X-22}	<i>JD, Ss and Brethren return to places and are seated;</i>		17
{F-29}	<i>likewise SW and JW are seated; SD and WM remain standing. WM returns to E and recovers.</i>		18
WM --	"M br, y nw bhd m a M o ts L apg y frm the E <i>WM takes step of FC.</i> und the d-g a sgn o a FC."		20
	<i>Done.</i> "A EA, y rlt, sts of wth hs lft ft,	<i>Done.</i>	22
	bgg the hl o the rgt t the hlw o the lft.	<i>Done.</i>	23
	Ts i the d-g, <i>Done.</i> a ts the sgn." <i>Done.</i>		24
	"A FC sts of wth hs rgt ft, <i>Done.</i> bgg the hl		25
	o the lft t the hlw o the rgt, <i>Done.</i> fmg the agl o		26
	a obl sqr. I i the scd stp i M, a the stp b wch y apd		27
	the A."		28
	"Ts i the d-g," <i>Done.</i> "I ads t the ptn i wch		29
	yr hns wr pld whl tkg the obn; yr rgt hnd rtg o the		30



First Section -- FC

- HB, S a Cps, yr lft am fmg a sqr spd b a sqr." 1  
    "Ts i the sgn." Done. "I ads t the sbc pny o 2  
yr obn, wrn y swr tt y wld hv yr lft brt trn opn, yr 3  
hrt pkd ot, rth tn t vlt yr obn." 4  
    "Ts d-g Done. a sgn Done. ar aws t b 5  
gvn o etg o rrg frm a L o FCs, o o arg t adr the WM." 6  
WM -- Approaches A. {F-30} "I agn hv the plr o ptg y m 7  
rgt hnd i tkn o a ctc o m fsp a bly lv, a wth i the ps, 8  
tkn o the ps, grp a wrd o a FC. Bt a y ar nt isd, 9  
SD moves N of A at CR in LH, turns S, GR in LH. 10  
I wl ps i wth yr cdr wh wl awr fr y." 11  
WM -- "Hr I lft y on EA grip a hr I fnd y; wl y b of o frm?" 12  
SD -- "Frm." 13  
WM -- "Frm wht a t wht?" 14  
SD -- "Frm the grp o a EA t the ps grp o a FC." 15  
WM -- "Ps." SD assists Cn to comply. 16  
WM -- "Wht i ts?" 17  
SD -- "The ps grp o a FC." 18  
WM -- "Hs i a nm?" 19  
SD -- "I hs." 20  
WM -- "Gv i m." SD complies. 21  
WM -- Ts, m br, i the ps grp o a FC, the nm o wch i S. I i 22  
the ps wrd o ts deg, a whn usd a sch i the L, o t a wl 23  
kwn ofr o the L, i i gvn a y hv nw rvd i; o al oth ocs 24  
i sld aws b syd." 25  
WM -- "Wl y b of o frm?" 26  
SD -- "Frm." 27  
WM -- "Frm wht a t wht?" 28  
SD -- "Frm the ps grp o a FC t the grp." 29  
WM -- "Ps." SD assists Cn to comply. 30

First Section -- FC

WM --	"Wht i ts?"				1	
SD --	"The grp o a FC."				2	
WM --	"Hs i a nm?"				3	
SD --	"I hs."				4	
WM --	"Wl y gv i m?"				5	
SD --	"I dd nt s rcv i, nth wl I s ip i."				6	
WM --	"Hw wl y dps o i?"				7	
SD --	"I wl ltr a syl i wth y."				8	
WM --	"Ltr i a bgn."				9	
SD --	"Bgn y."				10	
WM --	"N, y bgn."	Done.	"The wrd i rgt,	SD moves	11	
{X-22}	to right rear of Cn.	I grt y br. Ts i the grp o a FC,			12	
		the nm o wch i J. I dns ebt; a whn usd i cnn wth ts			13	
		grp i nvr t b gvn i ay oth mnr o fm tn tt i wch y hv nw			14	
		rvd i; wch i b ltr a syl."			15	
WM --	"Y wl ars a slt the J a SWs."				16	
{X-22}	Cn rises. WM returns to E. Ws rise as WM ascends				17	
{F-31}	dais. WM sits. SD turns Cn to S, moves into position.				18	
SD --	"Ts, m br, i or JW. Y wl apr hm b stg of wth yr rgt				19	
	ft,	Done.	brg the hl o the lft t the hlw o the rgt."		20	
	Done.	"Slit hm wth the d-g,	Done.	a sgn."	Done.	21
{X-23}	SD turns Cn to W. {F-32}				22	
SD --	"Ts i or SW. Y wl apr hm i the sme mnr,			Done.	23	
	slt a bfr."	Done.			24	
{X-23}	SD conducts Cn to N, turning E at sidelines. WM (*).				25	
{F-33}	SD halts and faces S with Cn.				26	
WM --	"Br JW, hw d y fnd the slt i the S?"				27	
JW --	"Rgt i the S,	DG	WM."	S	28	
WM --	"Hw i the W, br SW?"				29	
SW --	"Rgt i the W,	DG	WM."	S	30	

First Section -- FC

WM -- ( * )	<i>SW and JW are seated. SD turns Cn to the E.</i>	1
WM --	"Br SD, y wl rct the br t the SW i the W wth m ord tt h tch hm t wr hs apn a a FC."	2 3
{X-24}	<i>SD conducts Cn to SW. {F-35}</i>	4
SD --	"Br SW," <i>SW rises.</i> "i i the ord o the WM tt y tch br B. t wr hs apn a a FC." <i>SD steps back.</i>	5 6
{F-35}	<i>SW descends, complies, and returns to station.</i>	7
SW --	"M br, a a EA y wr tgt t wr yr apn wth the tp tnd u, fr rss tn epd. A a FC y wl wr i wth the tp tnd dwn a on cnr tnd u i the fm o a tgl t fm a pch, rpv o or ant brn, wh, a the hws o stn, crd the wkg tls o a FC."	8 9 10 11
{X-25}	<i>SW seated. SD conducts Cn to E. WM rises. SD takes</i>	12
{F-36}	<i>two steps back, turns N, moves to left of Cn, turns E.</i>	13
WM --	"M br, y hv rtd t the E cld a a FC a ar nw etd t the working tools of this degree, which are the Plumb, Square, and Level." "The Plumb is an instrument made use of by operative masons to raise perpendiculars, the Square to square their work, and the Level to prove horizontal; but we as Free and Accepted Masons are taught to make use of them for more noble and glorious purposes." "The Plumb admonishes us to walk uprightly in our several stations before God and man, squaring our actions by the Square of Virtue, and ever remembering that we are traveling upon the Level of Time to that undiscovered country from whose bourne no traveler returns!." WM -- "Y wl nw b red <i>SD steps forward</i> t the plc whc y cam, rnv wth tt o wch y hv bn dvt, a agb t a ant ctm	14 15 16 17 18 19 20 21 22 23 24 25 26 27 28 29 30

First Section -- FC

adp i evy reg a wl gvd L, i wl b ncy fr y, o yr rtn, t  
mke a reg adv b a flt o wdg sts ctg o tre, fv, a svn sts,  
t a plc rpg the MC o KST, thr t rev isn rty t the wgs  
a jls o a FC."

{X-26}	<i>WM is seated. SD on left conducts Cn to A as JD &amp; Ss</i>
{F-37}	<i>rise and go to A; all face E. WM rises. All salute in</i>
{F-38}	<i>unison. WM sits. SD returns to place, is seated. JD on</i>
{F-39}	<i>left of Cn, and JS on left of SS, move to ID. JD opens</i>
	<i>ID, returns to place and is seated as Ss retire with Cn.</i>

1  
2  
3  
4  
5  
6  
7  
8  
9  
10  
11  
12  
13  
14  
15  
16  
17  
18  
19  
20  
21  
22  
23  
24  
25  
26  
27  
28  
29  
30

## Second Section -- FC

<b>WM -- (*)</b>	1
{X-27} <i>SD conducts Cn through doorway to position in front of and between pillars.</i>	2
	3
<b>SD --</b> "My Brother, Masonry is considered under two denominations, Operative and Speculative."	4
	5
"By Operative Masonry we allude to a proper application of the useful rules of architecture, whence a structure will derive figure, strength and beauty, and whence will result a due proportion and a just correspondence in all its parts. It furnishes us with dwellings and convenient shelter from the vicissitudes and inclemencies of seasons; and while it displays the effects of human wisdom, as well in the choice as in the arrangement of the sundry materials of which an edifice is composed, it demonstrates that a fund of science and industry is implanted in man for the best, most salutary and beneficent purposes."	6
	7
	8
	9
	10
	11
	12
	13
	14
	15
	16
	17
"By Speculative Masonry we learn to subdue the passions, act upon the square, keep a tongue of good report, maintain secrecy and practice charity. It is so far interwoven with religion as to lay us under obligation to pay that rational homage to Deity, which at once constitutes our duty, and our happiness. It leads the contemplative to view with reverence and admiration the glorious works of creation, and inspires him with the most exalted ideas of the perfection of his Divine Creator."	18
	19
	20
	21
	22
	23
	24
	25
	26
	27
"We work in Speculative Masonry only, but our ancient brethren wrought in Operative as well as in Speculative."	28
	29
	30

## Second Section -- FC

"They worked six days before receiving their wages, 1  
but did not work on the seventh, for in six days God 2  
created the Heaven and the earth, and rested upon the 3  
seventh day; the seventh, therefore, our ancient 4  
brethren consecrated as a day of rest from their labors, 5  
thereby enjoying frequent opportunities to contemplate 6  
the glorious works of creation, and to adore their great 7  
Creator." 8

The fst tg tt ats yr atn a w adv i a rpn o tw bzn pls, 9  
on o the lft hnd, the oth o the rgt. The on o the lft hnd 10  
i cld B a dns str; tt o the rgt, J, a dns ebt. Tgr thy ald t 11  
a pms mde b G t D, tt i str wld H esh hs kgm." 12

"The pls wch ths rnt wr cst i the cly-gns o the pls 13  
o J, btw Sct a Zrd, whr al the H vsl fr KST wr cst b 14  
on H, a wdw sn o the trb o N. Thy wr cst hlw, the btr 15  
t srv a a sfe rpy fr the avs o M agt al ids a cgs." 16

"Thy wr t-fv cbt i ht, twv i cfc o fr i dmt, t wch 17  
wr add chp o fv cbt ea, mkg i al fty cbt. Ths chp wr 18  
adn wth l-w, n-w, a pgs, dtg pce, uny, a ply. The lly, 19  
frm i pur a the rrd stn i wch i grs, dns pce; the n-w, 20  
frm the itm cnn o i pts dns uny; a the pmg, frm the exb 21  
o i sds, dns ply. Ths chp wr ftr adn wth pml o thr tps, 22  
rpg gls, wch dns M uvl." 23

"These globes are two artificial spherical bodies, 24  
on the convex surfaces of which are represented the 25  
countries, seas, and various parts of the earth, the face 26  
of the heavens, the planetary revolutions, and other 27  
important particulars." 28

"The sphere with the parts of the earth delineated 29  
on its surface is called the terrestrial globe, and that 30

## Second Section -- FC

with the constellations and other heavenly bodies, the  
celestial globe." 1 2

"Their principal use besides serving as maps to  
distinguish the outward parts of the earth and the  
situation of the fixed stars is to illustrate and explain  
the phenomena arising from the annual revolution of  
the earth around the sun, and the diurnal rotation upon  
its own axis. They are the noblest instruments for  
improving the mind, giving it the most distinct idea of  
any problem or proposition, as well as enabling it to  
solve the same." 3 4 5 6 7 8 9 10 11

"Contemplating these bodies, we are inspired with  
a due reverence for Deity and His works, and are  
induced to encourage the studies of Astronomy,  
Geography, Navigation and the Arts dependent on  
them, by which society has been so much benefited." 12 13 14 15 16

"Png the pls, y nxt pcv a rpn o a flt o wdg sts ctg o  
tre, fv, a svn sts. The tre sts ald to the three degrees  
conferred in every lodge; likewise to the three principal  
officers of the Lodge, the Worshipful Master, Senior  
and Junior Wardens." 17 18 19 20 21

"The fv sts ald to the five orders of architecture.  
By order in architecture is meant a system of all the  
members, proportions and ornaments of columns and  
pilasters; or it is the regular arrangement of the  
projecting parts of a building, which, united with those  
of a column, form a beautiful, perfect, and complete  
whole." 22 23 24 25 26 27 28

"From the first formation of society, order in  
architecture may be traced. When the rigor of seasons 29 30

## Second Section -- FC

obliged men to contrive shelter from the inclemency of	1
the weather, we learn that they first planted trees on	2
end, and then laid others across the top to support a	3
covering. The bands which connected those trees at	4
the top and bottom are said to have given rise to the	5
idea of the base and capital of pillars; and from this	6
simple hint originally proceeded the more improved art	7
in architecture."	8
"The five orders are thus classed: The Tuscan,	9
Doric, Ionic, Corinthian and Composite."	10
"The ancient and original orders of architecture,	11
revered by Masons, are no more than three, the Doric,	12
Ionic and Corinthian, which were invented by the	13
Greeks. To these the Romans have added two: the	14
Tuscan, which they made plainer than the Doric, and	15
the Composite, which was more ornamental, if not	16
more beautiful, than the Corinthian."	17
"The first three alone show invention and	18
particular character, and essentially differ from each	19
other; the others have nothing but what is borrowed	20
and differ only accidentally."	21
"The Tuscan is the Doric in its earliest state, and	22
the Composite is the Corinthian enriched with the	23
Ionic. To the Greeks, therefore, and not to the Romans,	24
are we indebted for what is great, judicious, and	25
distinct in architecture."	26
"The five human senses, which	28
are Hearing, Seeing, Feeling, Smelling and Tasting,	29
the first three of which, Hearing, Seeing, and	30



## Second Section -- FC

Feeling are deemed peculiarly essential among Masons; 1  
fr b the sns o hrg w hr the wrd, b tt o sng w s the sgn, 2  
a b tt o flg w fl the grp b wch on M my knw anr i the 3  
dk a wl a i the lgt." 4

The svn sts ald t the seven liberal arts and sciences 5  
which are Grammar, Rhetoric, Logic, Arithmetic, 6  
Geometry, Music, and Astronomy; the fifth of which, 7  
Geometry, is most revered among Masons." 8

"By this science the architect is enabled to 9  
construct his plans and execute his designs, the general 10  
to arrange his soldiers, the engineer to mark out ground 11  
for encampments, the geographer to give us the 12  
dimensions of the world and all things therein 13  
contained; to delineate the extent of seas and specify 14  
the divisions of empires, kingdoms, and provinces. 15  
By it also the astronomer is enabled to make his 16  
observations and to fix the duration of times and 17  
seasons, years and cycles. In fine, Geometry is the 18  
foundation of architecture and the root of mathematics. 19  
Fr ths a mny oth rss, the nmb svn i hld i hgh esn 20  
amg Ms." 21

"Png the flt o wdg sts, w shl nxt arv a a plc rpg the 22  
otr dr o the MC o KST, wch w shl fnd sty tld b the 23  
JW. W wl edr t ps." 24

{X-27} SD conducts Cn to the S. 25

JW -- ( \* ) Rises "Wh cms hr?" SD steps back. 26

SD -- "A csm o hs wy t the MC." 27

JW -- "Hw ds h ept t gn adm?" 28

SD -- "B the ps a tkn o the ps." 29

JW -- "Gv m the ps." SD complies. "Wht ds i dnt?" 30

Second Section -- FC

SD -- "Ply." 1

JW -- "Hw i i rpd?" 2

SD -- "B ers o crn ssp nr a wfd." 3

JW -- "Whc dd i org a a ps?" 4

SD -- "I csq o a qrl btw J, Jdg o I, a the Es. The Es hd lng  
bn a tbt a rbs ppl, whm J sgt t sbd b mld a lnt mns,  
bt wtt eft. Thy, bg hly icd a nt bg cld t fgt a shr i  
the rch sls o the A wr, a frt wth vng, gtd tgr a mty  
amy a crd ovr J t gv J btl. Bt h, bg apd o thr apr,  
asm the mn o G, gve thm btl, a pt thm t flt; a i  
ord t mke hs vct mr cpt, h pld gds a the svl pss o  
the rvr J a cmd tt sld ay atp t ps tt wy, t dmd o thm  
"sy S;" bt thy, bg o a dfn trb cld nt fme t pnc i rgt,  
bt sd "s," wch tfg dft pvd thm enm a cst thm thr lvs.  
A thr fil a tt tme o the Es fty a tw-td, snc wch ts  
wrđ hs bn adp a a ps b wch t gn adm ito al reg a wl-  
gvd Ls o FCs." 17

JW -- "Gv m the tkn." *SD assists Cn.* "The ps i rgt, the  
the tkn i rgt, ps o Br." *JW is seated.* 18  
*SD conducts Cn toward the W saying . . .* 19  
*SD conducts Cn toward the W saying . . .* 20

SD -- "W shl nxt arv a the inr dr wch w shl fnd sgy gdd b  
the SW. W wl gv the rgr alm a s i w cn gn adm." 21  
22

{X-27} *At SW station, SD gives ( \*\*\*) with rod.* 23

SW -- ( \* ) *Rises* "Wh cms hr?" *SD steps back.* 24

SD -- "A csm o hs wy t the MC." 25

SW -- "Hw ds h ept t gn adm?" 26

SD -- "B the grp a wrđ o a FC." 27

SW -- "Gv m the grp." *SD assists Cn.* "Hs i a nm?" 28

SD -- "I hs." 29

SW -- "Wl y gv i m?" 30

Second Section -- FC

SD -- "I dd nt s rcv i, nth wl I s ip i."	1
SW -- "Hw wl y dps o i?"	2
SD -- "I wl ltr a syl i wth y."	3
SW -- "Ltr i a bgn."	4
SD -- "Bgn y."	5
SW -- "N, y bgn."	6
<i>SD and SW communicate.</i>	
SW -- "The grp i rgt, the wrd i rgt, ps o Br."	7
<i>SW seated.</i>	
<i>SD conducts Cn toward the E, saying . . .</i>	
SD -- "Hvg nw sfy psd the otr a inr drs, w shl nxt arv a a plc rpg the MC o KST, a i the psc o the WM."	9
{X-27} <i>Arriving at dais, WM rises, SD releases Cn, returns to place and is seated.</i>	11
WM -- "M Br, y hv nw ard a a plc rpg the MC o KST a ar etd t b rvd a rdd a a FC. Br Se wl mke the rcd."	13
"Y ar nw etd t the wgs o a FC wch ar crn, wne, a ol; the crn o nmt, the wne o rft, a the ol o jy, dtg ply, hlt, a pce."	15
"Y ar aso etd t the jls o a FC wch ar a atv er, a itv tng, a a ffl brt. The atv er rvs the snd frm the itv tng, a the mys o F ar sfy lgd i the rpy o a ffl brt."	18
"I wl nw drt yr atn t the ltr G a the inl o G."	21
Geometry, the first and noblest of sciences, is the basis on which the superstructure of Masonry is erected.	22
By Geometry, we may curiously trace nature through her various windings to her most concealed recesses.	23
By it we discover the power, the wisdom, and the goodness of the Grand Artificer of the Universe, and view with delight the proportions which connect this vast machine. By it we discover how the planets move in their different orbits and demonstrate their various	24
	25
	26
	27
	28
	29
	30

## Second Section -- FC

revolutions. By it we account for the return of seasons 1  
and the variety of scenes which each season displays 2  
to the discerning eye. Numberless worlds are around 3  
us, all framed by the same Divine Artist, which roll 4  
through the vast expanse, and are all conducted by the 5  
same unerring law of nature." 6

"A survey of nature and the observation of her 7  
beautiful proportions first determined man to imitate 8  
the Divine plan and study symmetry and order. This 9  
gave rise to societies and birth to every useful art. The 10  
architect began to design, and the plans which he laid 11  
down, being improved by experience and time, have 12  
produced works which are the admiration of every age." 13

"The lapse of time, the ruthless hand of ignorance, 14  
and the devastations of war have laid waste and 15  
destroyed many valuable monuments of antiquity, on 16  
which the utmost exertions of human genius have been 17  
employed. Even the Temple of Solomon, so spacious 18  
and magnificent, and constructed by so many celebrated 19  
artists, escaped not the unsparing ravages of barbarous 20  
force. Freemasonry, notwithstanding, has still survived. 21  
The Attentive Ear receives the sound from the Instruc- 22  
tive Tongue, and the mysteries of Freemasonry are 23  
safely lodged in the repository of a Faithful Breast." 24

"Tools and implements of architecture and 25  
symbolic emblems most expressive are selected by the 26  
Fraternity to imprint on the mind wise and serious 27  
truths; and thus, through a succession of ages are 28  
transmitted, unimpaired, the excellent tenets of our 29  
Institution." 30

## Second Section -- FC

WM -- (***)	<i>All rise. WM descends to floor, takes position beside Cn facing E and uncovers.</i>	1
		2
WM -- "I wl agn cte yr atn t the ltr G wch hs a hgr a hlr aln. I ads t the srd nm o D, bfr whm al, frm the ygt EA wh sts i the NE cnr o the L, t the WM wh pds i the E, tgr wth al ctd igc, sld bw wth rvc; mst hby bw."		3
		4
		5
		6
		7
	<i>All bow in unison with WM.</i>	8
{X-27}	<i>WM recovers, returns to station in E.</i>	9
WM -- (*)	<i>All are seated.</i>	10
		11
		12
		13
		14
		15
		16
		17
		18
		19
		20
		21
		22
		23
		24
		25
		26
		27
		28
		29
		30

## Charge -- FC

<b>WM --</b> "Being passed to the Fellowcraft degree, we	1
congratulate you on your preferment. The internal,	2
and not the external qualifications of a man, are what	3
Masonry regards. As you increase in knowledge, you	4
will improve in social intercourse."	5
"It is unnecessary to recapitulate the duties, which	6
as a Fellowcraft, you are bound to discharge, or enlarge	7
on the necessity of a strict adherence to them, as your	8
own experience must have established their value."	9
"Our laws and regulations you are strenuously to	10
support and be always ready to assist in seeing them	11
duly executed. You are not to palliate or aggravate the	12
offenses of your brethren, but in the decision of every	13
trespass against our rules, you are to judge with	14
candor, admonish with friendship and reprehend with	15
justice."	16
"The study of the liberal arts, that valuable branch	17
of education which tends so effectually to polish and	18
adorn the mind, is earnestly recommended to your	19
consideration, especially the science of Geometry,	20
which is established as the basis of our art. Geometry,	21
or Masonry, originally synonymous terms, being of a	22
Divine and moral nature, is enriched with the most	23
useful knowledge. While it proves the wonderful	24
properties of nature, it demonstrates the more	25
important truths of morality."	26
"Your past behavior and regular deportment have	27
merited the honor which we have now conferred, and in	28
your new character it is expected that you will conform	29
to the principles of the Fraternity by steadily perse-	30

vering in the practice of every commendable virtue." 1

"Such is the nature of your engagements as a 2  
Fellowcraft, and to these duties you are bound by the 3  
most sacred ties." 4

*Suggested Wording* 5

"My Brother, you have now been passed to the 6  
Degree of Fellowcraft and are to be congratulated on 7  
your preferment. Before you can advance further, it is 8  
necessary that you commit certain portions of this 9  
degree to memory, and pass a suitable examination 10  
therein. Brother A.B. is available as your instructor 11  
and very shortly will arrange to post you in the 12  
required lessons." 13  
14  
15  
16  
17  
18  
19  
20  
21  
22  
23  
24  
25  
26  
27  
28  
29  
30

Closing -- FC

WM --	(*) "Br JD."	<i>JD rises. (TR, one step, GR and RR)</i>		1
JD --	<i>DG</i>	"WM."	<i>S</i>	2
WM --	"The 1st gr cr o Ms whn cvn?"			3
JD --	"T s tt the L i dly tld."			4
WM --	"Y wl atd t tt dty a ifm the Ti tt w ar abt t cls ts L o FCs a drt hm t tle ady."			5
{F-5}	<i>JD goes to OD, gives (***), answered by Ti with (***) ; JD opens OD.</i>			6
				7
				8
JD --	"Br Ti, w ar abt t cls ts L o FCs, a y ar drd t tle ady."			9
		<i>Ti does NOT respond.</i>		10
{F-5}	<i>JD closes OD, returns to place.</i>			11
JD --	<i>DG</i>	"WM,"	<i>S</i>	12
			"the dty i pfd."	12
	<i>Flag Retirement (if presented in Opening), see pg. 165.</i>			13
WM --	(*) "Br SW,"	<i>JD sits, SW rises.</i>		14
	"ar y a FC?"			15
SW --	"I a, ty m."			16
WM --	"Hw wl y b trd?"			17
SW --	"B the sqr."			18
WM --	"Wy b the sqr?"			19
SW --	"Bcs i i a emb o mly a on o the wkg tls o m pfs."			20
WM --	"Wht i a sqr?"			21
SW --	"A agl o nty dgs, o the fth prt o a crl."			22
WM --	"Whr wr y mde a FC?"			23
SW --	"I a rgy cst L o FCs, dly asm i a rm o plc rpg the MC o KST."			24
				25
WM --	"Hw mny cst a L o FCs?"			26
SW --	"Fv, ctg o the WM, S a JWs, S a JDs."			27
WM --	"The JD's plc?"			28
SW --	"A the rgt hnd o the SW i the W."			29
				30



Closing -- FC

WM -- ( \*\* ) Officers rise except WM {X-5} 1  
"Br JD, yr dty?" 2  
JD -- "T atd t al als a the otr dr, prp a int cds, cry mgs 3  
frm the SW i the W t the JW i the S, a ewr abt the 4  
L a drd." 5  
WM -- "The SD's plc?" 6  
JD -- "A the rgt hnd o the WM i the E." 7  
WM -- "Br SD, yr dty?" 8  
SD -- "T atd t al als a the inr dr, rev a cdt cds, int a adt 9  
vsg brn, cry ods frm the WM i the E t the SW i the 10  
W, a ewr a drd." 11  
WM -- "The JW's sta?" 12  
SD -- "I the S, DG WM." S 13  
WM -- "Br JW, wy i the S a yr dty?" 14  
JW -- "A the sn i the S a mdn ht i the bty a gly o the dy, 15  
s sts the JW i the S t cl the crf frm lbr t rft, sup 16  
thm dur the hr thf, a s tt nn cvt the mns o rft ito 17  
itc o exs; cl thm t lbr a the ord o the WM tt h my 18  
hv plr a thy pft tby." 19  
WM -- "The SW's sta?" 20  
JW -- "I the W, DG WM." S 21  
WM -- "Br SW, yr dty?" 22  
SW -- "A the sn i i the W a the cls o the dy, s sts the SW 23  
i the W t ast the WM i opg a clg hs L, py the crf 24  
thr wgs i ay b d, a s tt nn g awy dsf; hmy bg the str 25  
a spt o al ins, mr esp o ors." 26  
WM -- "The M's sta?" 27  
SW -- "I the E, DG WM." S 28  
WM -- "Wy i the E?" 29  
30

Closing -- FC

SW -- "A the sn rs i the E t opn a gvr the dy, s rs the WM	1
i the E <span style="border: 1px solid black; padding: 2px;"><i>WM rises</i></span> t opn a gvr hs L, st the crf a	2
wrk, a gv thm ppr isn."	3
WM -- (*** ) <span style="border: 1px solid black; padding: 2px;"><i>All rise.</i></span> "Br SW, i i m ord tt ts L o FCs	4
b nw cld. Y wl rpt the sme t the JW i the S tt the	5
brn my hv d ntc a gvr tss ady."	6
SW -- "Br JW, i i the ord o the WM tt ts L o FCs b nw	7
cld. Y wl cct the sme t the brn, tt thy hvg d ntc, my	8
gvr tss ady."	9
JW -- "Brn, i i the ord o the WM tt ts L o FCs b nw cld.	10
Y wl tke d ntc a gvr ysv ady."	11
WM -- "Tgr brn, upn the ss." <span style="border: 1px solid black; padding: 2px;"><i>All comply. {X-6}</i></span>	12
<span style="border: 1px solid black; padding: 2px;"><i>WM (*) SW (*) JW (*); WM (*) SW (*) JW (*)</i></span>	13
WM -- "Br SW, hw sld Ms mt?"	14
SW -- "O the lvl." <span style="border: 1px solid black; padding: 2px;"><i>All step down to level. {X-29}</i></span>	15
WM -- "Hw ac, br JW?"	16
JW -- "B the plb."	17
WM -- "A prt upn the sqr."	18
<span style="border: 1px solid black; padding: 2px;"><i>Brethren form parallel lines N &amp; S of A. Officers go</i></span>	19
{X-29} <span style="border: 1px solid black; padding: 2px;"><i>to positions: JW &amp; Ss in center of S line; SW on N</i></span>	20
{F-56} <span style="border: 1px solid black; padding: 2px;"><i>and JD on S of line in W; SD on N &amp; Se on S of line</i></span>	21
<span style="border: 1px solid black; padding: 2px;"><i>in E; WM center of E line, or in Se spot if Se absent.</i></span>	22
WM -- "S my w evr mt, ac, a prt, m brs."	23
<span style="border: 1px solid black; padding: 2px;"><i>WM uncovers.</i></span> "Br Ch, pls ld u i pyr."	24
Ch -- "May the blessing of heaven rest upon us and all	25
regular Masons. May brotherly love prevail and	26
every moral and social virtue unite and cement us."	27
"Amen."	28
<span style="border: 1px solid black; padding: 2px;"><i>All respond</i></span> "So mote it be."	29
<span style="border: 1px solid black; padding: 2px;"><i>WM recovers.</i></span>	30

Closing -- FC

<b>WM -- "Br SD."</b>	<i>SD faces WM</i>	1		
<b>SD --</b>	<i>DG</i>	<b>"WM."</b>	<i>S</i>	2
<b>WM -- "Y wl scr the TGLs."</b>		3		
	<i>SD moves slowly to A. WM uncovers. SD arranges</i>		4	
{X-30}	<i>A. WM recovers. SD moves to LL, extinguishes.</i>		5	
{F-57}	<i>SD returns to A, bows, and returns to position in square, facing W.</i>		6	
		7		
<b>WM -- "I nw dcl ts L o FCs dly cld."</b>		8		
<b>WM -- "Br JD, ifm the Ti."</b>		9		
{F-57}	<i>JD goes to and opens OD.</i>		10	
<b>JD -- "Br Ti, ts L o FCs i nw cld."</b>	<i>Ti does NOT respond.</i>		11	
{F-57}	<i>JD returns to position at S of line in W. Ti enters L, waits in W until JD reports.</i>		12	
		13		
<b>JD -- "WM, the dty i pfd."</b>		14		
{F-58}	<i>Ti returns sword to WM.</i>		15	
<b>WM -- (* )</b>	<i>Dismisses Lodge.</i>		16	
		17		
		18		
		19		
		20		
		21		
		22		
		23		
		24		
		25		
		26		
		27		
		28		
		29		
		30		

Opening -- MM

*Salutes and responses only when indicated. Deacons and Stewards take rods with them, except when otherwise provided herein. See "Rod and Floor Work (X's) and (F's)" for movement details. WM is covered and seated, except as noted.*

*All doors are closed.*

- 1  
2  
3  
4  
5  
6  
7  
8  
9  
10  
11  
12  
13  
14  
15  
16  
17  
18  
19  
20  
21  
22  
23  
24  
25  
26  
27  
28  
29  
30
- WM -- ( \* ) "The brn wl b cld a i ord fr opg a L."  
{F-1} *Officers and brethren are seated.*
- WM -- "I the Ti o the L pst?" -- "I s, h wl apr the E."  
{F-2} *As Ti goes to E, the JD moves to and waits at OD.*
- WM -- *Rises* "Br Ti, yr plc?"  
Ti -- "A the otr dr."
- WM -- "Yr dty?"  
Ti -- "T grd agt the apr o cws a evd a s tt nn ps o rps ecp sch a ar dly qfd a hv pmn frm the WM."
- WM -- "Y wl rcv the imp o yr ofc, *done* rpr t yr plc a b i the acv dsc o yr dty."  
{F-2} *WM seated, JD opens OD.*  
*Ti goes to his place; JD closes OD then moves to his place and is seated.*
- WM -- ( \* ) "Br SW," *SW rises* "ar y sfd tt al pst ar MMs?"
- SW -- "I a sfd, WM, tt al pst ar MMs."  
\*\*\*\*\*
- When Purge is Necessary***
- SW -- "I a nt sfd, WM, bt wl iqr o m ppr ofr a rpt."  
SW -- "Br JD," *JD rises, moves to position in front of SW.*  
"y wl asn i al pst ar MMs."  
{X-1} *JD moves around L via N, E, S & W. He halts in front*  
{F-3} *of unknown brother, asks him to rise, then faces WM.*
- JD -- "WM, cfn."  
WM -- "I thr ayo pst wh cn vch fr the br?"

## Opening -- MM

*If not vouched for, WM appoints a committee to retire with brother for examination. A paid up dues card is sufficient evidence for avouchment. If unknown brother is only an EA or FC, he must submit to an examination in that degree. JD opens, closes OD, resumes purge.*

JD -- *In front of SW* "Br SW, al pst ar MMs."

{F-3} *JD returns to his place and is seated.*

SW -- "WM, I a nw sfd tt al pst ar MMs."

\*\*\*\*\*

### **Optional --To Take Up the Ps**

WM -- "Br SW, fr or btr sfn, y wl rcv the ps frm the S a J Ds, a thy frm the brn o the rgt a lft a rpt i the E."

SW -- "Br S a J Ds, *Ds rise - TR, step, GR* apr the W."

{X-2} *Ds move forward, turn inward when just W of A, then*

{F-4} *turning approach the W and halt in front of SW.*

SW -- "Y wl adv a gv m the ps."

{X-2} *JD takes one step W, turns N while SD turns S. JD*

{F-4} *steps forward, gives ps to SD and passes one step to N. Ds face W. SD gives ps to SW, steps back.*

SW -- "Y wl rcv i frm the brn o the rgt a lft, a rpt t the WM i the E."

*SD takes ps from Brn in the S while JD takes it from those in the N.*

{X-2} **If Ps is Lost**

{F-4} **SD or JD -- "WM, a br wtt the ps."**

**WM -- "Y wl cct a rcv the ps."**

*Done.*

*Ds meet in the E where JD gives ps to SD, steps S.*

*Ds face E. WM rises. SD gives ps to WM, steps back.*

WM -- "Br SW, the ps i rgt."

*WM seated*

*Ds return to places, SD sits at (\*), JD stays standing.*

\*\*\*\*\*

## Opening -- MM

- WM -- ( \* ) "Br JD," *SW sits; SD sits, if standing;* 1
- {X-3} *JD, if seated, rises. (TR, one step, GR)* "the fst 2  
gr cr o Ms whn cvn?" 3
- JD -- "T s tt the L i dly tld." 4
- WM -- "Y wl atd t tt dty a ifm the Ti tt w ar abt t opn a L 5  
o MMs a drt hm t tle ady." 6
- {X-3} *JD goes to and opens OD. {F-5}* 7
- JD -- "Br Ti, w ar abt t opn a L o MMs, a y ar drd t 8  
tle ady." *Ti does NOT respond.* 9
- {F-5} *JD closes OD, gives ( \*\*\* ); answered by Ti with 10  
( \*\*\* ); JD returns to his place.* 11
- JD -- "WM, the L i tld." 12
- WM -- "Hw tld?" 13
- JD -- "B a br MM a the otr dr, amd wth the ppr imp 14  
o hs ofc." 15
- WM -- "Hs dty?" 16
- JD -- "T grd agt the apr o cws a evd a s tt nn ps o rps ecp 17  
sch a ar dly qfd a hv pmn frm the WM." 18
- WM -- ( \* ) "Br SW," *JD sits, SW rises* "ar y a MM?" 19
- SW -- "I a." 20
- WM -- "Wht ind y t bcm a MM?" 21
- SW -- "Tt I mgt tvl ito frn cts, wrk a rev M's wgs, b btr 22  
enb t spt msf a fmy, a ctb t the rlf o pr, dtd, wty br 23  
MMs, thr wdw a oph." 24
- WM -- "Hv y evr tvd a sch?" 25
- SW -- "I hv, frm E t W, a frm W t E agn." 26
- WM -- "Wy dd y lve the E, the sce o lgt, a tvl t the W?" 27
- SW -- "I sch o tt wch ws lst." 28
- WM -- "T wht d y ald, m br?" 29
- SW -- "T the M'sW." 30

## Opening -- MM

WM -- "Dd y fnd i?"	1
SW -- "I dd nt, bt fnd a sub."	2
WM -- "Br SW, i i m ord tt the sub b snt t the E b the JD, acm wth al i d ss a cns."	3 4
<i>SW descends, moves N three steps and faces about while JD rises and takes position opposite SW. They approach each other in usual manner with JD about {X-4} one-half count behind SW. They communicate. SW {F-6} returns to station. JD takes three steps N, turns and moves to E. WM descends and moves S three steps to position and faces about opposite JD. They approach each other in usual manner with WM about one-half count behind JD. They communicate. WM returns to station and is seated. JD returns to place and is seated.</i>	5 6 7 8 9 10 11 12 13 14
WM -- "Br SW, the sub i dly rvd i the E."	15
WM -- "Wht mks y a MM?"	16
SW -- "M obn."	17
WM -- "Whr wr y mde a MM?"	18
SW -- "I a rgy cst L o MMs, dly asm i a rm o plc rpg the S-S o H o Hs o KST."	19 20
WM -- "Hw mny cst a L o MMs?"	21
SW -- "Tre, ctg o the WM, S a JW's."	22
WM -- "The JW's sta?"	23
SW -- "I the S, WM."	24
WM -- ( ** ) <i>Officers rise except WM {X-5}</i> "Br JW, wy i the S a yr dty?"	25 26
JW -- "A the sn i the S a mdn ht i the bty a gly o the dy, s sts the JW i the S t cl the crf frm lbr t rft, sup thm dur the hr thf, a s tt nn cvt the mns o rft ito itc o exs; cl thm t lbr a the ord o the WM tt h my	27 28 29 30

## Opening -- MM

- 1 hv plr a thy pft tby." 1
- WM -- "The SW's sta?" 2
- JW -- "I the W, WM." 3
- WM -- "Br SW, yr dty?" 4
- SW -- "A the sn i i the W a the cls o the dy, s sts the SW  
i the W t ast the WM i opg a clg hs L, py the crf  
thr wgs i ay b d, a s tt nn g awy dsf; hmy bg the str  
a spt o al ins, mr esp o ors." 5  
6  
7  
8
- WM -- "The M's sta?" 9
- SW -- "I the E, WM." 10
- WM -- "Wy i the E?" 11
- SW -- "A the sn rs i the E t opn a gvr the dy, s rs the WM  
i the E WM rises t opn a gvr hs L, st the crf a  
wrk, a gv thm ppr isn." 12  
13  
14
- Below, use "(reg)" at stated communications.*
- WM -- ( \*\*\*) All rise "Br SW, i i m ord tt a L o MMs  
b nw opd fr the (reg) dsp o bsn. Y wl rpt the sme t  
the JW i the S tt the brn my hv d ntc a gvr tss ady." 15  
16  
17  
18
- SW -- "Br JW, i i the ord o the WM tt a L o MMs b nw  
opd fr the (reg) dsp o bsn. Y wl cct the sme t the  
brn, tt thy, hvg d ntc, my gvr tss ady." 19  
20  
21
- JW -- "Brn, i i the ord o the WM tt a L o MMs b nw opd  
fr the (reg) dsp o bsn. Y wl tke d ntc a gvr ysv ady." 22  
23
- WM -- "Tgr brn, upn the ss." All comply. {X-6} 24
- WM gives ( \* ); SW gives ( \* ); JW gives ( \* )*  
*WM gives ( \* ); SW gives ( \* ); JW gives ( \* )*  
*WM gives ( \* ); SW gives ( \* ); JW gives ( \* )* 25  
26  
27
- WM -- "Bfr dcg a L opn, lt u hby ivk the bsg o D." 28
- WM uncovers. "Br Ch, pls ld u i pyr." 29
- Ch -- Supreme Architect of the Universe, in Thy name we 30



## Opening -- MM

have assembled, and in Thy name we desire to  
proceed in all our doings. Grant that the sublime  
principles of Freemasonry may so subdue every  
discordant passion within us, so harmonize and enrich  
our hearts with Thine own love and goodness, that the  
lodge at this time may humbly reflect that beauty and  
order which reign forever before Thy Throne. -- Amen.

*All respond*

**"So mote it be."**

*WM recovers*

**WM -- "Br SD, y wl dpy the TGLs."**

*SD moves slowly to A, bows, then to LL, turns N, lights*

{X-7} *using RH, returns to A, faces E. WM uncovers. SD*

{F-7} *arranges A. WM recovers. SD takes one step back,  
both salute in unison. SD returns to place and turns S.*

**WM -- "I nw dcl ts L o MMs dly opd fr the (reg) dsp o  
bsn und the usl M rss."**

**WM -- "Br JD."**

**JD --** *DG*

**"WM."**

*S*

**WM -- "Ifm the Ti."**

{X-8} *JD goes to OD and gives (\*\*\*) ; answered by Ti with*

{F-5} *(\*\*\*) and JD opens OD.*

**JD -- "Br Ti, ts L o MMs i nw opn."**

{F-5} *Ti does NOT respond.*

**JD --** *JD closes OD and returns to place.*

*DG*

**"WM,"**

*S*

**"the dty i pfd."**

*OPTIONAL: Pledge of Allegiance. (Do not use if  
Flag Presentation is used.)*

**WM -- (\*)**

*All are seated.*

*Introduction of Distinguished Guests.*

*Introduction of Grand Lodge Officers. See pg 156.*

*Introduction of Grand Master. See pg 159.*

*Flag Presentation. See pg. 161.*



First Section -- MM

SD -- "Wh cms hr?" 1  
JD -- "Br A.B., wh hs bn rgy itd a EA, psd t the deg o FC,  
a nw sks ftr lgt i M b bg rsd t the sbm deg o MM." 2  
SD -- "Br B., i ts o yr on fr wl a acd?" 3  
Cn -- "I i." 4  
SD -- "Br JD, i h wty a wl qfd, dly a tly ppd?" 5  
JD -- "H i." 6  
SD -- "Hs h mde sbl pfy i the pcg deg?" 7  
JD -- "H hs." 8  
SD -- "I h ppy vcd fr?" 9  
JD -- "H i." 10  
SD -- "B wht ftr rgt o bft ds h ept t gn adm?" 11  
JD -- "B the bft o the ps." 12  
SD -- "Hs h the ps?" 13  
JD -- "H hs i nt, I hv i fr hm." 14  
SD -- "Y wl adv a gv m the ps." 15  
SD -- "Y wl wt wth ptc utl the WM i ifd o yr rqs a hs awr  
*JD complies, inside lodge.* 16  
{X-12} rtd." *JD returns to Cn side, SD closes ID, goes to A,* 17  
{F-17} *WM rises, both salute below in unison.* 18  
WM -- *DG* "Br SD," *S* "wh cms thr?" 19  
SD -- "Br A.B., wh hs bn rgy itd a EA, psd t the deg o FC,  
a nw sks ftr lgt i M b bg rsd t the sbm deg o MM." 20  
WM -- "I ts o hs on fr wl a acd?" 21  
SD -- "I i." 22  
WM -- "I h wty a wl qfd, dly a tly ppd?" 23  
SD -- "H i." 24  
WM -- "Hs h mde sbl pfy i the pcg deg?" 25  
SD -- "H hs." 26  
WM -- "I h ppy vcd fr?" 27  
SD -- "H i." 28

First Section -- MM

WM -- "B wht ftr rgt o bft ds h ept t gn adm?"	1
SD -- "B the bft o the ps."	2
WM -- "Hs h the ps?"	3
SD -- "H hs i nt, I hv i fr hm."	4
WM -- "Gv m the ps." <span style="border: 1px solid black; padding: 2px;"><i>SD gives ps from A.</i></span>	5
WM -- "The ps i rgt. Snc h pss ths ncy qfs, lt hm ent a b	6
{F-17} rvd i d fm." <span style="border: 1px solid black; padding: 2px;"><i>WM seated. SD returns and opens ID.</i></span>	7
SD -- "Lt hm ent a b rvd i d fm."	8
{X-13} <span style="border: 1px solid black; padding: 2px;"><i>SD moves to position midway between W and A and</i></span>	9
{F-17} <span style="border: 1px solid black; padding: 2px;"><i>about faces. Once in place, JD, Cn and Ss enter, move</i></span>	10
{F-18} <span style="border: 1px solid black; padding: 2px;"><i>to, and halt in position in front of SD.</i></span>	11
SD -- "Br B., o yr fst adm ito a L o F&AM, y wr rvd o	12
the pnt o a shp ist pcg yr nkd lft brt. O yr scd adm,	13
y wr rvd o the agl o a sqr apl t yr nkd rgt brt, fr rss	14
tn epd. Y ar nw rvd o bth pts o the Cps <span style="border: 1px solid black; padding: 2px;"><i>applied</i></span>	15
etg frm yr nkd lft t rgt brt, wch i t tch y tt a the mst	16
vlt pts o mn ar cnd wtn the brt, s ar the mst exc tnt	17
o or ord cnd wtn the pts o the Cps, wch ar fsp, mly,	18
a bly lv."	19
{F-18} <span style="border: 1px solid black; padding: 2px;"><i>JD releases Cn and steps to the right, as SD takes</i></span>	20
<span style="border: 1px solid black; padding: 2px;"><i>position on right of Cn. WM rises. SD, Cn, Ss move</i></span>	21
<span style="border: 1px solid black; padding: 2px;"><i>toward E, while JD returns to place and is seated. SD</i></span>	22
{F-20} <span style="border: 1px solid black; padding: 2px;"><i>conducts Cn thrice around L, clockwise: Ss follow,</i></span>	23
<span style="border: 1px solid black; padding: 2px;"><i>dropping off at positions in E directly E of A, facing S.</i></span>	24
{X-15} <span style="border: 1px solid black; padding: 2px;"><i>Lesson is given during movement, beginning after JW</i></span>	25
<span style="border: 1px solid black; padding: 2px;"><i>(*). As Cn passes on first trip, JW gives (*), Ss face</i></span>	26
<span style="border: 1px solid black; padding: 2px;"><i>W; SW gives (*), Ss take one step back; WM gives (*).</i></span>	27
<span style="border: 1px solid black; padding: 2px;"><i>As Cn passes on second trip, JW gives (**), SW gives</i></span>	28
<span style="border: 1px solid black; padding: 2px;"><i>(**), WM gives (**). As Cn passes on third trip,</i></span>	29
<span style="border: 1px solid black; padding: 2px;"><i>JW gives (***), SW gives (***), WM gives (***).</i></span>	30

## First Section -- MM

<b>Ch</b>	-- "Remember now thy creator in the days of thy youth, while the evil days come not, nor the years draw nigh when thou shalt say, 'I have no pleasure in them'."	1 2 3	
	"While the sun, or the light, or the moon or the stars be not darkened, nor the clouds return after the rain."	4 5 6	
	"In the day when the keepers of the house shall tremble, and the strong men shall bow themselves, and the grinders cease because they are few, and those that look out of the windows be darkened."	7 8 9 10	
	"And the doors shall be shut in the streets when the sound of the grinding is low, and he shall rise up at the voice of the bird, and all the daughters of music shall be brought low."	12 13 14 15	
	"Also, when they shall be afraid of that which is high, and fears shall be in the way, and the almond tree shall flourish, and the grasshopper shall be a burden, and desire shall fail; because man goeth to his long home, and the mourners go about the streets."	16 17 18 19 20	
	"Or ever the silver cord be loosed, or the golden bowl be broken, or the pitcher be broken at the fountain, or the wheel broken at the cistern; then shall the dust return to the earth as it was, and the spirit shall return unto God who gave it."	21 22 23 24	
		<i>Eccles. XII, 1-7.</i>	25
{X-16}	<i>WM sits, SD &amp; Cn halt at JW, SD gives ( ***) .{F-21}</i>		26
<b>JW</b>	-- ( * ) <i>JW rises; SD releases Cn, steps back. {F-21}</i>		27
	"Wh cms hr?"		28
<b>SD</b>	-- "Br A.B., wh hs bn rgy itd a EA, psd t the deg o FC, a nw sks ftr lgt i M b bg rsd t the sbm deg o MM."		29 30

First Section -- MM

JW -- "Br B., i ts o yr on fr wl a acd?"	1
Cn -- "I i."	2
JW -- "Br SD, i h wty a wl qfd, dly a tly ppd?"	3
SD -- "H i."	4
JW -- "Hs h mde sbl pfy i the pcg deg?"	5
SD -- "H hs."	6
JW -- "I h ppy vcd fr?"	7
SD -- "H i."	8
JW -- "B wht ftr rgt o bft ds h ept t gn adm?"	9
SD -- "B the bft o the ps."	10
JW -- "Hs h the ps?"	11
SD -- "H hs i nt, I hv i fr hm."	12
JW -- "Y wl adv a gv m the ps."	13
{X-16} <i>SD SR to LH, advances at CR to JW, gives ps, steps</i>	14
{F-21} <i>back at CR to right side of Cn, SR to RH.</i>	15
JW -- "Y wl cdt hm t the SW i the W fr ftr exn."	16
{X-16} <i>JW sits. SD &amp; Cn go to and halt at SW. SD gives (***)</i>	17
SW -- ( * ) <i>SW rises; SD releases Cn, steps back. {F-22}</i>	18
"Wh cms hr?"	19
SD -- "Br A.B., wh hs bn rgy itd a EA, psd t the deg o FC, a nw sks ftr lgt i M b bg rsd t the sbm deg o MM."	20 21
SW -- "Br B., i ts o yr on fr wl a acd?"	22
Cn -- "I i."	23
SW -- "Br SD, i h wty a wl qfd, dly a tly ppd?"	24
SD -- "H i."	25
SW -- "Hs h mde sbl pfy i the pcg deg?"	26
SD -- "H hs."	27
SW -- "I h ppy vcd fr?"	28
SD -- "H i."	29
SW -- "B wht ftr rgt o bft ds h ept t gn adm?"	30

First Section -- MM

SD -- "B the bft o the ps."	1
SW -- "Hs h the ps?"	2
SD -- "H hs i nt, I hv i fr hm."	3
SW -- "Y wl adv a gv m the ps."	4
{X-17} <i>SD SR to LH, advances at CR to SW, gives ps, steps</i>	5
{F-22} <i>back at CR to right side of Cn, SR to RH.</i>	6
SW -- "Y wl cdt hm t the WM i the E fr ftr exn."	7
{X-17} <i>SW sits. SD &amp; Cn go to and halt at WM. SD gives (***)</i>	8
WM -- ( * ) <i>WM rises; SD releases Cn, steps back. {F-23}</i>	9
"Wh cms hr?"	10
SD -- "Br A.B., wh hs bn rgy itd a EA, psd t the deg o FC, a nw sks ftr lgt i M b bg rsd t the sbm deg o MM."	11 12
WM -- "Br. B., i ts o yr on fr wl a acd?"	13
Cn -- "I i."	14
WM -- "Br SD, i h wty a wl qfd, dly a tly ppd?"	15
SD -- "H i."	16
WM -- "Hs h mde sbl pfy i the pcg deg?"	17
SD -- "H hs."	18
WM -- "I h ppy vcd fr?"	19
SD -- "H i."	20
WM -- "B wht ftr rgt o bft ds h ept t gn adm?"	21
SD -- "B the bft o the ps."	22
WM -- "Hs h the ps?"	23
SD -- "H hs i nt, I hv i fr hm."	24
WM -- "Y wl adv a gv m the ps."	25
{X-18} <i>SD SR to LH, advances at CR to WM, gives ps, steps</i>	26
{F-23} <i>back at CR to right and rear of Cn, GR in LH.</i>	27
WM -- "The ps i rgt." <i>SD moves to left side of Cn.</i>	28
"Snc h pss ths ncy qfs, y wl rdt hm t the SW i the W wth m ord tt h tch hm t apr the E b tre upr reg	29 30

First Section -- MM

	sts, hs ft fmg the agl o a prf sqr, hs bdy ert a the A	1
	bfr the WM i the E." <span style="border: 1px solid black; padding: 2px;">WM is seated.</span>	2
{X-19}	<span style="border: 1px solid black; padding: 2px;">SD conducts Cn to A on W side, turns W to face SW,</span>	3
{F-24}	<span style="border: 1px solid black; padding: 2px;">takes two steps W, GR in LH.</span>	4
SD --	"Br SW," <span style="border: 1px solid black; padding: 2px;">SW rises.</span> "I i the ord o the WM tt y tch	5
	ts Cn t apr the E b tre upr reg sts, hs ft fmg the agl	6
	o a prf sqr, hs bdy ert a the A bfr the WM i the E."	7
SW --	"Br SD, y wl fc the Cn t the E." <span style="border: 1px solid black; padding: 2px;">Done. {F-25}</span>	8
SW --	"Y wl adv on stp wth yr lft ft, brg the hl o the rgt t	9
{X-19}	the hlw o the lft; on stp wth yr rgt ft, brg the hl o	10
{F-25}	the lft t the hlw o the rgt; on stp wth yr lft ft, brg	11
	the hl o the rgt t the hl o the lft." <span style="border: 1px solid black; padding: 2px;">SD has Cn comply</span>	12
SW --	<span style="border: 1px solid black; padding: 2px;">DG</span> "WM, <span style="border: 1px solid black; padding: 2px;">S</span> the Cn i i ord." <span style="border: 1px solid black; padding: 2px;">SW sits.</span>	13
WM --	"Y ar agn stg bfr the srd A o F. Ftr y cnt adv wtt	14
	tkg upn ysf a slm a bdg obn atg t ts deg. I i on w hw	15
	al tkn bfr y, a i bms m dty a wl a plr t ifm y tt thr	16
	i ntg end i ts obn tt wl cft wth ay dty y ow t G, yr	17
	cny, yr nbr, o ysf. Wth ts anc o m prt, d y wsh	18
	t pcd?"	19
Cn --	"I d."	20
WM --	"Br SD, y wl plc the Cn a the A i d fm."	21
SD --	"Y wl knl o bth nkd kns, <span style="border: 1px solid black; padding: 2px;">Done.</span> bth hns rtg o the	22
{X-20}	H B, S a Cps." <span style="border: 1px solid black; padding: 2px;">Done.</span>	23
SD --	<span style="border: 1px solid black; padding: 2px;">GR in RH, without salute</span> "WM, the Cn i i d fm."	24
	<span style="border: 1px solid black; padding: 2px;">WM gives ( ***) uncovers and descends to floor.</span>	25
{X-21}	<span style="border: 1px solid black; padding: 2px;">Brethren form parallel lines N and S of A from the Ss</span>	26
{F-26}	<span style="border: 1px solid black; padding: 2px;">in the E and extending W past A. At cue by WM, Ss</span>	27
{F-27}	<span style="border: 1px solid black; padding: 2px;">move W inspecting lines: at W, about face; return to E,</span>	28
	<span style="border: 1px solid black; padding: 2px;">about face. As Ss are opposite A on return to E, WM</span>	29
	<span style="border: 1px solid black; padding: 2px;">moves to A, and SD takes position in W. Lights out.</span>	30



First Section -- MM

WM -- "Bg nw pld a the A i d fm, i i stl b yr wsh t pcd,	1
y wl sy "I", pnc yr nm, a rpt aft m."	2
	<i>Cn complies.</i>
WM -- "O m o f w a a, i t p o A G a t W L e t H a d t t H S s J,	3
<i>WM both hands on.</i> d h a h m s a s p a s	4
	<i>hands off.</i>
t I w a h, e c, a n r a o t s a, p, o p o t M M d t a p o p	5
w; e i b t a t a l b o t d, o w a r c l o M M s, a n u h o t	6
u b s t, d e, o l i I s h f h o t a l e t t s a I a m."	7
"I f p a s t I w c t a a b a t l, r, a r o t M M d a o t	8
{X-22} L o w I m h b a m, s f a t s s c t m k, a w e m a s t e,	9
l a e o t G L u w t s m b."	10
"F, I w a a o a d s a s s t m f a L o M M, o g m b	11
a b o t d, i w t l o m c-t."	12
"F, I w a a a a p, d, w b M M, t w a o, s f a t n m	13
r a m a p w m i t m o f."	14
"F, I w k t s o a b M M i, w c t a r b m a s,	15
m a t e."	16
"F, I w n a o b p a t i, p, o r o a w, a o m i d, a y	17
m u a, a a, a m m, o a f, I k h o t t b s."	18
"F, I w n s i a c L, o c u t s o M w a c M, n w o w	19
h b s o e w u s s, I k h o t t b s."	20
"F, I w n c, w, o d a L o M M o a b o t d k, n s h i	21
a o h l u, b w g h d a t n t h m w o a d."	22
"F, I w n k s a b M M o d h o p v i a, e i t n d o	23
m, f o p."	24
"F, I w n h i c i w a M M w, m, s, o d, n s t s t b	25
d b o, i i m p t p."	26
"F, I w n g t G M W i a o m o f t t i w I m h r i,	27
a t i l b."	28
"F, I w n g t G H S o D e i c o t m i d, o w a r c L,	29
o f t p o i; a s l e s t S g o h t W t a s, I w f t t r o t b	30

First Section -- MM

	<b>s g i, s t b a g p o s h l t o l m o."</b>	1
	<b>"A t, I m s a s p a s w a f a s r t k a p t s w a h, m</b>	2
{F-28}	<b>r o s e o m w, b</b> <span style="border: 1px solid black; padding: 2px;"><i>Ds move to right and left of Cn.</i></span>	3
	<b>m u t s p o h m b s i t, m b t t a b t a, t a s t t f w o h,</b>	4
	<b>t n m r m b h o s v a w a l s b, t k v t, m M M o."</b>	5
	<b>"S h m G a k m s i t d p o t s."</b>	6
WM --	<b>"M br, i t k n o y r s c y, y w l r m v y r h n s a k s t h e b k</b>	7
	<b>o p n b f r y w c h i t h e H B."</b> <span style="border: 1px solid black; padding: 2px;"><i>Cn complies, SD assists.</i></span>	8
WM --	<b>"B r S D, y w l r m v t h e c- t f r m a r n o r b r a h i n w b d</b>	9
{F-28}	<b>t u b s g r t s."</b> <span style="border: 1px solid black; padding: 2px;"><i>Done. WM returns to E.</i></span>	10
WM --	<b>"M br, i y r p s t s t n, w h t d y m s t d s r?"</b>	11
Cn --	<span style="border: 1px solid black; padding: 2px;"><i>Prompted by SD</i></span> <b>"F t r l g t i M."</b>	12
WM --	<b>"B r n, s t h f t h y r h n s a a s t m i g v g t s b r f t r l g t i M."</b>	13
	<span style="border: 1px solid black; padding: 2px;"><i>All brn give DG except Ds and Ss.</i></span>	14
WM --	<b>"In the beginning God created the Heaven and the</b>	15
	<b>earth. And the earth was without form, and void, and</b>	16
	<b>darkness was upon the face of the deep. And the Spirit</b>	17
	<b>of God moved upon the face of the waters. And God</b>	18
{X-22}	<b>said, 'Let there be light,' and there was light."</b>	19
	<span style="border: 1px solid black; padding: 2px;"><i>All move from DG and give S in unison with WM.</i></span>	20
WM --	<span style="border: 1px solid black; padding: 2px;"><i>Moves to A. {F-29}</i></span> <b>"M br, o b g b g t t l g t, y d v r a</b>	21
	<b>b f r t h e T G L s i M b t h e h l p o t h e t r e l s r, w t h t s d f c:</b>	22
	<b>t t b t h p t s o t h e C p s a r n w r s d a b v t h e s q r w c h i t t e c h</b>	23
	<b>y n v r t l s e s g t o t h e m r l a p p o t s u s f a v b l i s t w c h t c s</b>	24
	<b>f s p, m l y, a b l y l v."</b> <span style="border: 1px solid black; padding: 2px;"><i>SW (*). Lights on.</i></span>	25
{X-22}	<b>J D, S s a n d B r e t h r e n r e t u r n t o p l a c e s a n d a r e s e a t e d;</b>	26
{F-29}	<b>l i k e w i s e S W a n d J W a r e s e a t e d; S D a n d W M r e m a i n</b>	27
	<b>s t a n d i n g. W M r e t u r n s t o E a n d r e c o v e r s.</b>	28
WM --	<b>"M br, y n w b h d m a M o t s L a p p y f r m t h e E</b>	29
	<span style="border: 1px solid black; padding: 2px;"><i>WM takes step of MM.</i></span> <b>u n d t h e d- g a s g n o a M M."</b>	30

First Section -- MM

Done. "A EA, y rlt, sts of wth hs lft ft, Done. 1  
 bgg the hl o the rgt t the hlw o the lft. Done. 2  
 Ts i the d-g, Done. a ts the sgn." Done. 3  
 "A FC sts of wth hs rgt ft, Done. bgg the hl o 4  
 the lft t the hlw o the rgt. Done. Ts i the d-g, 5  
Done. a ts the sgn." Done. 6  
 "A MM sts of wth hs lft ft, Done. bgg the hl 7  
 o the rgt t the hl o the lft, Done. fmg the agl o 8  
 a prf sqr. I i the thd stp i M, a the stp b wch y apd 9  
 the A." 10  
 "Ts i the d-g." Done. "I ads t the ptn i wch yr 11  
 hns wr pld whl tkg the obn; bth hns rtg o the 12  
 HB, S a Cps." 13  
 "Ts i the sgn." Done. "I ads t the sbc pny o 14  
 yr obn, wrn y swr tt y wld snr hv yr bdy svd i twn, 15  
 yr bws tkn thc a bnd t ash, tn t vlt yr obn." 16  
 "Ts d-g Done. a sgn Done. ar aws t b gyn 17  
 o etg o rrg frm a L o MMs, o o arg t adr the WM." 18  
 WM -- Approaches A. {F-30} "I agn hv the plr o ptg y m 19  
 rgt hnd i tkn o a ftr etc o m fsp a bly lv, a wth i the 20  
 ps a tkn o the ps o a MM. Bt a y ar nt isd, 21  
SD moves N of A, turns S, SR. I wl ps i wth yr cdr 22  
 wh wl awr fr y." 23  
 WM -- "Hr I lft y on FC grip a hr I fnd y; wl y b of o frm?" 24  
 SD -- "Frm." 25  
 WM -- "Frm wht a t wht?" 26  
 SD -- "Frm the grp o a FC t the ps grp o a MM." 27  
 WM -- "Ps." SD assists Cn to comply. 28  
 WM -- "Wht i ts?" 29  
 SD -- "The ps grp o a MM." 30

First Section -- MM

WM -- "Hs i a nm?"	1
SD -- "I hs."	2
WM -- "Gv i m." <span style="border: 1px solid black; padding: 2px;">SD complies.</span>	3
WM -- "Ts, m br, i the ps grp o a MM, the nm o wch i T. I i the ps wrd o ts deg, a whn usd a sch i the L, o t a wl kwn ofr o the L, i i gvn a y hv nw rvd i; o al oth ocs i sld aws b syd. T ws the eth mn frm A. H hd s ivd hsf i G, o M, a t bcm the fst kwn ivr, a wl a isr, i crs s-w. The mr lrd exp agr tt the Egs a wl a the Gks cld hm b the nm o H, a hld hm t b the fst mtc opr b fre. The Rms als acb t hm the sme at und the nm o V."	4 5 6 7 8 9 10 11 12
WM -- "Y wl ars a slt the J a SWs."	13
{X-22} <span style="border: 1px solid black; padding: 2px;">Cn rises. WM returns to E. Ws rise as WM ascends</span>	14
{F-31} <span style="border: 1px solid black; padding: 2px;">dais. WM sits. SD turns Cn to S, moves into position.</span>	15
SD -- "Ts, m br, i or JW. Y wl apr hm b stg of wth yr lft ft, <span style="border: 1px solid black; padding: 2px;">Done.</span> brg the hl o the rgt t the hl o the lft."	16 17
<span style="border: 1px solid black; padding: 2px;">Done.</span> "Slit hm wth th d-g a sgn." <span style="border: 1px solid black; padding: 2px;">Done.</span>	18
{X-23} <span style="border: 1px solid black; padding: 2px;">SD turns Cn to W. {F-32}</span>	19
SD -- "Ts i or SW. Y wl apr hm i the sme mnr, <span style="border: 1px solid black; padding: 2px;">Done.</span> slt a bfr." <span style="border: 1px solid black; padding: 2px;">Done.</span>	20 21
{X-23} <span style="border: 1px solid black; padding: 2px;">SD conducts Cn to N, turning E at sidelines. WM (*).</span>	22
{F-33} <span style="border: 1px solid black; padding: 2px;">SD halts and faces S with Cn.</span>	23
WM -- (*) "Br JW, hw d y fnd the slt i the S?"	24
JW -- "Rgt i the S, <span style="border: 1px solid black; padding: 2px;">DG</span> WM." <span style="border: 1px solid black; padding: 2px;">S</span>	25
WM -- "Hw i the W, br SW?"	26
SW -- "Rgt i the W, <span style="border: 1px solid black; padding: 2px;">DG</span> WM." <span style="border: 1px solid black; padding: 2px;">S</span>	27
WM -- (*) <span style="border: 1px solid black; padding: 2px;">SW and JW are seated. SD turns Cn to the E.</span>	28
WM -- "Br SD, y wl rct the br t the SW i the W wth m ord tt h tch hm t wr hs apn a M."	29 30

## First Section -- MM

- {X-24} *SD conducts Cn to SW. {F-35}* 1
- SD -- "Br SW,"** *SW rises.* **"i i the ord o the WM tt y** 2  
**tch br B. t wr hs apn a a M."** *SD steps back.* 3
- {F-35} *SW descends, complies, and returns to station.* 4
- SW -- "M br, a a EA y wr tgt t wr yr apn wth the tp tnd u,** 5  
**a a FC, wth the tp tnd dwn a on cnr tnd u i the fm** 6  
**o a tgl, fr rss tn epd. A a M, y ar etd t wr i i the fm** 7  
**o a sqr t dgt y a a M, o osr o the wrk."** 8
- {X-25} *SW seated. SD conducts Cn to E. WM rises. SD takes* 9
- {F-36} *two steps back, turns N, moves to left of Cn, turns E.* 10
- WM -- "M br, y hv rtd t the E cld a a M a ar nw etd t the** 11  
working tools of this degree, which are all the 12  
implements of Masonry indiscriminately, but more 13  
especially the Trowel." 14
- "The Trowel is an instrument made use of by 15  
operative masons to spread the cement which unites a 16  
building into one common mass; but we, as Free and 17  
Accepted Masons are taught to make use of it for the 18  
more noble and glorious purpose of spreading the 19  
cement of brotherly love and affection; that cement 20  
which unites us into one sacred band, or society, of 21  
friends and brothers, among whom no contention 22  
should ever exist, but that noble contention, or rather 23  
emulation, of who best can work and best agree." 24
- WM -- "Y wl nw b red** *SD steps forward* **t the plc whc** 25  
**y cam, rnv wth tt o wch y hv bn dvt, a rtn t the L."** 26
- {X-26} *WM is seated. SD on left conducts Cn to A as JD & Ss* 27
- {F-37} *rise and go to A; all face E. WM rises. All salute in* 28  
*unison. WM sits. SD returns to place, is seated. JD on* 29
- 30

First Section -- MM

*left of Cn, and JS on left of SS, move toward ID.*  
{F-38} *When at half-way between A and ID, WM gives (\*).  
JD, Cn, Ss halt, all form a line facing S.*

WM -- "Br JW,"   *JW rises.*   "wht i the hr?" 4

JW -- "H-t, DG "WM." S 5

WM -- "I bg h-t, i i m ord tt the crf b cld frm lbr t rft fr  
the spc o on hr o utl the snd o the gvl i the E." 6 7

JW -- ( \*\*\*) All rise. "Brn, i bg h-t, i i the ord o the  
WM tt the crf b cld frm lbr t rft fr the spc o on hr,  
o utl the snd o the gvl i the E. Y wl tke d ntc a gyr  
ysv ady." 8 9 10 11

WM -- "The crf i cld frm lbr t rft." 12

JW -- ( \* ) 13

{X-26} *JD, Cn, and Ss continue interrupted movement to*  
{F-39} *the ID. JD opens ID and returns to place as Ss retire  
with Cn.* 14 15 16

1  
2  
3  
4  
5  
6  
7  
8  
9  
10  
11  
12  
13  
14  
15  
16  
17  
18  
19  
20  
21  
22  
23  
24  
25  
26  
27  
28  
29  
30

Second Section -- MM

NOTE: Throughout this second section, all figures (41-54, 78-85) for movements are the same for left or right hand lodges. RH layout used.

{X-27} Cn is reinvested and the J of the JW is placed on him.

{F-41} He is brought into the L and seated on S sideline.

WM -- (\*)

JW -- (\*\*\*) All rise. "Brn, the gyl hvg sdd i the E, y

wl tke d ntc a cm t ord a MMs."

All give D-G.

"WM, All give S. the brn ar i ord."

WM -- (\*)

All are seated.

WM -- "I br A.B. pst? I s, h wl apr the E."

{F-41} Cn goes to position in front of WM

WM -- "M br, y nw pby csr ysf a MM, a a sch, etd t al the

rts a bfs o ts deg. I psm y d frm the jwl y wr a on o the Ws o ts L. I bms m dty, hvr, t ifm y tt y ar nt, bt fr frm i. Y hv yt a rgh a rgd pth t tvl, bst wth rfs i nt wth mrs. The inc hs bn kwn, a sld y evn lse yr lfe i the ett, y wl nt b the fst. Y wl, tfr, rbr i whm y pt yr tst, a tt h tt edh t the ed, the sme shl b svd. O a fmr deg SD moves without rod to right of Cn.

y hd smn t pry fr y, nw y hv nn, y mst pry fr ysf."

{F-41} SD conducts Cn on S side to the A.

WM -- "Y wl, tfr, sfr ysf agn t b h-w, knl a pry etr mnt o ory a y pls, bt t sgf whn dn, sy A."

SD prepares Cn, has him kneel. WM (\*\*\*) . All rise.

Cn -- "A."

WM -- "Ars a mke yr prg."

(\*)

All are seated.

SD assists Cn to rise and conducts him to the S, via the N and E, saying . . .

SD -- M br, i ws the usl ctm o or GMHA, a h-t, whn the

Second Section -- MM

crf wr cld frm lbr t rft, t ent ito the ufd S-S, o H o  
Hs o KST a thr ofr hs dvs t D a drw hs dsn o the t-b,  
aft wch i ws hs usl prc t rtr b the S gte. I imm o hm,  
It u rtr b the S gte."

{F-42} 

<i>They are stopped by Ja in the S.</i>
---

Ja -- "GMHA, I a gld t mt y aln. I hv lng sgt ts opy. Y wl  
rbr, y prd u tt a the cpn o the T, w sld rcv the scs o a  
MM, wby w mgt tvl ito frn cts, wrk a rcv M's wgs.  
Bhd, the T i nw abt t b cpd a w hv nt rvd tt fr wch w  
hv s lng sgt. A fst I dd nt dbt yr vcy bt nw I d. I, tfr,  
dmd o y the scs o a MM."

SD -- "Br, ts i a unl wy o ak g fr thm, nth i i a ppr tme nr  
plc. B tr t yr egs a I wl t mne. Wt utl the T i cpd, a tn  
i fnd wty a wl qfd, n dbt y wl rcv thm; utl tn y cnt."

Ja -- "Tlk nt t m o tme nr plc, bt gv m the scs o a MM o  
I wl tke yr lfe."

SD -- "I cnt, nth cn thy b gvn ecp i the psc o tre; S, K o I,  
H, K o T, a msf."

Ja -- "Ts ds nt ssf m. I wl hr n mr o yr cvl. Gv m the M's  
W o I wl tke yr lfe i a mmt."

SD -- "I wl nt."

Ja -- "Tn d!" 

<i>Action by Ja.</i>	<i>SD hurries Cn toward W.</i>
----------------------	--------------------------------

SD -- "Lt u edr t ps ot b the W gte."

{F-42} 

<i>They are stopped by Jo in the W.</i>
---

Jo -- "Gv m the scs o a MM."

SD -- "I cnt."

Jo -- "Gv m the scs o a MM, o I wl tke yr lfe."

SD -- "I shl nt."

Jo -- "Gv m the M'sW o I wl tke yr lfe i a mmt."

SD -- "I wl nt."



## Second Section -- MM

<b>Jo --</b>	<b>"Tn d!"</b>	<i>Action by Jo.</i>	<i>SD hurries Cn toward E.</i>	1	
<b>SD --</b>	<b>"Lt u edr t mke or esc b the E gte."</b>				2
{F-43}	<i>They are stopped by Jm in the NE corner.</i>				3
<b>Jm --</b>	<b>"Gv m the scs o a MM."</b>				4
<b>SD --</b>	<b>"I cnt."</b>				5
<b>Jm --</b>	<b>"Gv m the scs o a MM, o I wl tke yr lfe."</b>				6
<b>SD --</b>	<b>"I shl nt."</b>				7
<b>Jm --</b>	<b>"Y hv esd Ja a Jo, bt m y cnt ps. M nm i Jm; wht I pps, tt I pfm. I hld i m hnd a ist o dth. Gv m the M's W, o I wl tke yr lfe i a mmt."</b>				8 9 10
<b>SD --</b>	<b>"I wl nt."</b>				11
<b>Jm --</b>	<i>Action by Jm.</i>	<i>FC's provide assistance.</i>			12
<b>Ja --</b>	<b>"I h dd?"</b>				13
<b>Jo --</b>	<b>"H i, hs skl i bkn."</b>				14
<b>Ja --</b>	<b>"Wht hrd dd i ts w hv dn? W hv mrd or GMHA a hv nt obd tt fr wch w hv s lng sgt."</b>				15 16
<b>Jm --</b>	<b>"Ts i n tme fr rfn. The qtn i, wht shl w d wth the bdy?"</b>				17 18
<b>Jo --</b>	<b>"Lt u bry i i the rsh o the T utl l-t, tn mt a gv i a mr dcn brl."</b>				19 20
<b>Ja&amp;Jm --</b>	<i>In unison</i>	<b>"Agd."</b>	<i>FC's convey it to 'r o t T.'</i>		21
	<i>Ja and Jo move to the W, pause with perfect silence.</i>				22
	<i>Low Twelve Bell tolls, unless Soliloquy is given.</i>				23
<b>Jm --</b>	<i>Optional</i>	<b>Soliloquy</b>			24
	<b>"The horrid deed is done! Here, cold and mute, wrapped in the icy cloak of death, the Master sleeps. No more the pageantry and pomp of power. No more the crowd of craftsmen hastening to do his deep designs. No more the temple rising proudly from the hills and beckoning the heavens to rest upon its stately columns. No more will this, his high ambition, gratify.</b>				25 26 27 28 29 30

## Second Section -- MM

Oh death untimely! Yet, oh timely death! Wrested  
from life while fresh his honors clustered, before the  
fetid breath of calumny had marred the splendor of his  
name, or slander smirched the worth of his achieve-  
ments. He has fallen, yielding up life rather than break  
his vow. Surrendering all -- all that the world holds  
dear; life, power, riches, everything; but holding fast to  
his Masonic secret.

Oh, rare integrity! Oh, fortitude most grand! To  
him in future years will countless thousands raise their  
songs of praise, and laud his name who death preferred  
than faithless prove, than trust betray.

Yet, though well kept, his secret stands revealed.  
I read it thus: the Masonic secret is in these three  
words contained: Truth, Honor, Fortitude.

*Low-twelve bell tolls.*

But Hark! The tuneful bell rings out the hour of  
meeting. My comrades come. Now must we hasten  
away, bearing our heavy burden of remorse. "

{F-44} *Ja and Jo approach from W.*

**Jm -- "L-t. Ja, i tt y?"**

**Ja -- "I i."**

**Jm -- "Jo, i i y?"**

**Jo -- "I i."**

**Jm -- "Wl w hv mt acg t agm, a nw wht shl w d wth  
the bdy?"**

**Jo -- "Lt u cvy i a Wly cse frm the T t the brw o a hll W  
o MtM, whr w hv bn a dg a grv std d E a W, sx ft  
pdr, a thr gy i a den brl."**

**Ja&Jm -- *In unison***

**"Agd."**

*FC's convey to NW corner.*

Second Section -- MM

Jm -- "Nw Lt u plt a aca a the hd o the grv i ord t ccl i a tt the plc mgt b kwn sld ocn evr rqr."	<i>Done.</i>	1 2
Jm -- "Nw Lt u mke or esc ot o the cny."	<i>Done.</i>	3
{F-45} <span style="border: 1px solid black; padding: 2px;"><i>The three meet at SM.</i></span>		4
Jm -- "Hl fd, ar y a SM?"		5
SM -- "I a."		6
Jm -- "D y pt t s sn?"		7
SM -- "Imy."		8
Jm -- "Wtr ar y bd?"		9
SM -- "T E."		10
Jm -- "The vry plc w wnt t g t. W sld lke t gn a psg wth y, tre o u brn."		11 12
SM -- "Y cn hv a psg, I sps. Y apr t b wkn frm the T a J, ar y nt?"		13 14
Jm -- "W ar."		15
SM -- "I shl b gld o yr cmy. Y hv KS's ps?"		16
Jm -- "N, w hv n ps. W wr snt of i a hry a o ugt bsn; thr ws ntg sd abt gvg u a ps, n dbt i ws fgn o nt dmd cny."		17 18
SM -- "N ps! Y cnt gn a psg wth m tn, I asr y. I i sty fbn!"		19
Jm -- "W cn g bck a gt o, I sps."		20
SM -- "The snr the btr, sss chs."	<i>SM retires.</i>	21
Ja -- "Wht shl w d nw?"		22
Jo -- "Lt u g t sm oth prt a edr t obt a psg."		23
Ja -- "Bt i i a wl kwn a oth pts a i ts, a i ths ar the rgs, w cnt gt a psg frm ay prt."		24 25
Jo -- "Lt u sct osv utl ng, tn stl a sml bt a pt t s."		26
Ja -- "W cnt mke or esc i tt wy fr ts i a rgh a dng cst, a w shl b cst awy i nt tkn. The fet i, w shl b tkn; fr b ts tme o sn aft, the cst wl b lnd wth or prs."		27 28 29 30

Second Section -- MM

- Jm -- "Lt u fl ito the itr o the cny a avd bg tkn a lng  
a psb." 1  
2
- Ja&Jo -- In unison "Agd." Retire thru OD. {F-45} 3
- Titles of officers now change for the remainder of this section as follows: WM is KS, SW is KH, SD is 1C, JD is 2C, and Se is Sc. Rodmen do not carry rods in this section. All salutes given during this drama will be in the FC degree. Craftsmen may wear aprons as FCs.*
- {F-46} 1C, 2C and 4 FCs assemble in front of W. 4  
5  
6  
7  
8  
9
- 1C -- "I hvt ay wrk t d. I fsd m wrk abt a hr ag a thr ar n  
dsn drn o the t-b. Hv y ay wrk t d?" 10  
11
- 2C -- "I hv abt a hr's wrk o ts cfn a tn I wl b fsd bcs thr  
ar n dsn drn o the t-b." 12  
13
- 1C, and 2C alternately ask the 4 FCs.*
- 1C&2C -- "Hv y ay wrk t d?" 14  
15
- FC -- "I hvt ay wrk t d. Thr ar n dsn drn o the t-b." 16  
17
- As a finale, 1C & 4 FC's repeat the following in unison. All quiet at the (\*).*
- All -- "I hvt ay wrk t d. Thr ar n dsn drn o the t-b." 18  
19
- KS -- (\*) "Wht mns al ts cfn amg the wkn? Wy ar  
thy nt a wrk a usl?" 20  
21
- KH -- DG "MWKS," S "thr i n wrk ld ot fr u, a i i sd  
w cn hv nn, pby owg t thr bg n dsn drn o the t-b.  
Fr ts rsn, mst o u ar idl." 22  
23  
24
- KS -- "N wrk ld ot! N dsn drn o the t-b! Wht i the mng  
o ts? Whr i or GMHA?" 25  
26
- KH -- "W d nt knw, DG MWKS, S h hs nt bn sn  
snc h-t ydy." 27  
28
- KS -- "Nt bn sn snc h-t ydy? I fr tt h i idp. I i m ord tt st  
sch a d iqy b mde fr hm tht the svl aps o the T. Lt 29  
30

Second Section -- MM

	hm b fnd i psb."	1
KH --	"Csm, y wl mke stt sch a d iqy tht the svl aps o the T fr or GMHA. Lt hm b fnd i psb."	2 3
	<div style="border: 1px solid black; padding: 2px;"><i>1C and 2C make search and inquiry alternately among the 4 FCs as follows:</i></div>	4 5
1C&2C --	"Hv y sn or GMHA?"	6
FC --	"Nt snc h-t ydy."	7
1C --	<div style="border: 1px solid black; padding: 2px;"><i>Faces KH, no salute</i></div> "Stt sch a d iqy hv bn mde, a h cnt b fnd."	8 9
KH --	<div style="border: 1px solid black; padding: 2px;"><i>DG</i></div> "MWKS," <div style="border: 1px solid black; padding: 2px;"><i>S</i></div> "stt sch a d iqy hv bn mde fr hm tht the svl aps o the T, a h cnt b fnd."	10 11
KS --	"I fr tt sm acc hs bfn hm."	12
KS -- (*)	"Sc," <div style="border: 1px solid black; padding: 2px;"><i>Sc rises.</i></div> "y wl asb the wkn, s tt the svl rls ar cld a rps mde a sn a psb."	13 14
	<div style="border: 1px solid black; padding: 2px;"><i>Sc moves toward OD, announcing as he goes:</i></div>	15
Sc --	"Hl csm, i i KS's ord tt y asb fr rll cl. Csm, asb fr rll cl. Csm, asb fr rll cl. Csm, asb fr rll cl."	16 17
{F-46}	<div style="border: 1px solid black; padding: 2px;"><i>2C, the 4 FCs, &amp; 1C retire via OD in that order; circle so 2C &amp; 1C are at door, Sc halts inside lodge room.</i></div>	18 19
{F-46}	<div style="border: 1px solid black; padding: 2px;"><i>Roll is called, Sc closes door, about faces, goes to A and reports. FC's put on gloves at this time.</i></div>	20 21
Sc --	<div style="border: 1px solid black; padding: 2px;"><i>DG</i></div> "MWKS," <div style="border: 1px solid black; padding: 2px;"><i>S</i></div> "the svl rls hv bn cld a rps rvd, frm wch i aps tt tre FCs ar msg; Ja, Jo, a Jm, wh, frm the smy o thr nms, ar spd t b brs a mn frm T."	22 23 24 25
	<div style="border: 1px solid black; padding: 2px;"><i>Sc returns to his place and is seated.</i></div>	26
	<div style="border: 1px solid black; padding: 2px;"><i>In anteroom, 2C gives (*****) on OD.</i></div>	27
KH --	<div style="border: 1px solid black; padding: 2px;"><i>DG</i></div> "MWKS," <div style="border: 1px solid black; padding: 2px;"><i>S</i></div> "thr i a alm a the otr gte o the T."	28 29
KS --	"Y wl atd t the alm a rpt the cs."	30

Second Section -- MM

	<i>KH goes to and opens OD, inquiring:</i>	1
KH --	"Wh cms hr?"	2
2C --	"Tvw csm pyg adm. W cm wth ipt tds."	3
	<i>KH closes OD and reports therefrom.</i>	4
KH --	<span style="border: 1px solid black; padding: 0 5px;">DG</span> "MWKS," <span style="border: 1px solid black; padding: 0 5px;">S</span> "thr ar a the otr gte twv FCs pyg adm. Thy sy thy cm wth ipt tds."	5 6
KS --	"Amt thm."	7
KH --	<span style="border: 1px solid black; padding: 0 5px;">Opens OD</span> "Cm i y twv FCs."	8
{F-47}	<i>1C, 4 FCs, and 2C enter, in file, move to E, forming line with 2C on right. KH closes OD and returns to W.</i>	9 10
2C --	<span style="border: 1px solid black; padding: 0 5px;">DG</span> "MWKS," <span style="border: 1px solid black; padding: 0 5px;">S</span> "w cm t ifm y tt ftn o u FCs, sng the T abt t b cpd a bg drs o obg the scs o a MM, wby w mgt tvl ito frn cts, wrk a rcv M's wgs, etd ito a hrd csp t ett thm frm or GMHA o tke hs lfe; bt rfg wth hrr o the aty o the crm, twv o u rcn. The oth tre stl psd i thr mds dsn a, w fr, hv tkn hs lfe. W, tfr, apr bfr yr mjy, cld i wte glv a ans i tkn o or inc, a kng, <span style="border: 1px solid black; padding: 0 5px;">Done. (right kn)</span> hby ipl yr pdn."	11 12 13 14 15 16 17 18
KS --	"Y twv FCs wl ars, dvd ysv ito pts a tvl tre E, tre W, tre N a tre S, wth ots whm I shl apt i sch o the rfs, a rtn nt wtt tds."	19 20 21
{F-47}	<i>They divide, 1C leading 2 FCs to left, moving W on N sideline; while 2C leads 2 FCs to right, moving W on S sideline. 2C turns right near OD and goes to meet 1C between the W and A. FC in rear of party on N side remains near 1C, while the other 3 FCs move to the S sideline and are removed from the scene.</i>	22 23 24 25 26 27
{F-48}	<i>SM approaches from N sideline and meets 1C, 2C and FC at body.</i>	28 29
1C --	"Hl fd, hv y sn ay sgs ps ts wy?"	30

Second Section -- MM

SM --	"I hv, tre."	1
1C --	"Dsb thm i y pls."	2
SM --	"Thy apd t b wkn frm the T a J skg a psg t E, bt nt hvg KS's ps, thy wr ubl t obt psg a rtd ito the cny."	3 4
1C --	"The vry fws w ar i sch o. Y sy thy rtd ito the cny?"	5
SM --	"Thy dd."	6
1C --	"Ts i tds; Lt u g u a rpt."	7
2C --	"Agd."	8
{F-48}	<i>SM retires. 2C, FC, and 1C go to the E, forming a line facing KS with 1C on the right.</i>	9 10
1C --	<span style="border: 1px solid black; padding: 2px;">DG</span> "MWKS," <span style="border: 1px solid black; padding: 2px;">S</span> "tds frm the W."	11
KS --	"Rpt yr tds."	12
1C --	"A w, wh psd a Wly cse, cam dwn nr the prt o J, w fl i wth a SM o whm w iqd i h hd sn ay sgs ps tt wy. H ifd u tt h hd, tre, wh apd t b wkn frm the T a J, skg a psg t E, bt nt hvg KS's ps, thy wr ubl t obt psg a rtd ito the cny."	13 14 15 16 17
KS --	"Y wl dsg ysv a tvl a bfr wth psv ijn nt t rtn wtt the rfs a wth a psv anc tt i y d, the twv wl b dmd the mrs a svy sfr fr the crm cmt."	18 19 20
{F-49}	<i>They turn left, 2C leading, move toward W, 1C moving diagonally takes lead in front of 2C, and proceed to positions in W, the 3 FCs on S sidelines join them in W.</i>	21 22 23
1C --	<span style="border: 1px solid black; padding: 2px;">In NW at the head.</span> "Wl brn, I a wry; I mst st dwn a rst a rfr msf bfr gng ftr. <span style="border: 1px solid black; padding: 2px;">Done.</span> Wl, hr w ar bck i sgt o J a n tds frm the rfs. Wht shl w d?"	24 25 26
2C --	"Lt u g a rpt."	27
1C --	"I wl nt d t g a rpt, fr i w d the twv wl b tkn a pt t dth, a hr ar tre o the pr fws wth u; i wl nt d t gy thm u t b pt t dth. Wht shl w d?"	28 29 30

Second Section -- MM

2C -- "Lt u tke sm oth cse a b of."	1
1C -- "Wht cse shl w tke?"	2
2C -- "Lt u tke a SE cse."	3
1C -- "Agd, lt u b gng."	4
{F-49} <span style="border: 1px solid black; padding: 2px;"><i>They start to move away, and 1C, in rising picks up the sprig.</i></span>	5 6
1C -- "Hl cmr, wht mns ts aca gvg wy s esy? I i a plt o hdy gth; a s, the gnd i fsy bkn. I hs the apc o a nly mde grv."	7 8 9
<span style="border: 1px solid black; padding: 2px;"><i>The exclamations are heard through ID.</i></span>	10
Ja -- "O, tt m trt hd bn ct acr, m tng trn ot b i rts a brd i the rgh sds o the s a lw wmk, whr the tde ebs a fws twc i t-f hrs, er I hd csd t the dth o s gr a s gd a mn a or GMHA."	11 12 13 14
1C -- "Tt i Ja!"	15
Jo -- "O, tt m lft brt hd bn trn opn, m hrt pkd ot a pld o the hst pcl o the T, thr t b dvd b the vul o the ar, er I hd bn asy t the dth o s gr a s gd a mn a or GMHA."	16 17 18
1C -- "Tt i Jo!"	19
Jm -- "O, tt m bdy hd bn svr i twn, m bws tkn thc a bnd t ash, the ash scd t the fr wns o hvn, tt n mr rbc mgt b hd o s vle a wrt a I a, t hv ths bsy asd or GMHA. O, Ja a Jo, I a mr gty tn y bth; i ws I wh stk the ftl blw; i ws I wh kld hm."	20 21 22 23 24
1C -- "Tt i Jm! Lt u rsh i a sze thm!"	25
{F-50} <span style="border: 1px solid black; padding: 2px;"><i>1C, 4 FCs, and 2C hurry out via OD.</i></span>	26
{F-51} <span style="border: 1px solid black; padding: 2px;"><i>They re-enter with the three in columns of threes, thus: 2C, Jm, &amp; FC; FC, Jo, &amp; FC; and FC, Ja, &amp; 1C; proceeding to the E, they form two lines in front of KS, viz.: 1st line, Jm, Jo, Ja. 2nd line, 2C, 4 FCs, &amp; 1C.</i></span>	27 28 29 30



Second Section -- MM

- 1C -- DG "MWKS," S "tds frm the rfs." 1
- KS -- "Wht tds?" 2
- 1C -- "A w wh psd a Wly cse wr rng aft mny dys o fls sch,  
I, bg mr wry tn the rst, st dwn o the brw o a hll W o  
MtM t rst a rfr msf. O arg I acy cgt hld o a aca,  
wch, esy gvg wy, ecd m esy; upn wch I hld m cmr, a  
o exn, w fnd the apc o a nly mde grv. A ts tme w  
hrd frm the clf o the adj rks the fwg hrd ems." 3  
4  
5  
6  
7  
8
- "The fst w rcz a the vce o Ja, wh ecm:" 9
- "O, tt m trt hd bn ct acr, m tng trn ot b i rts a brd i  
the rgh sns o the s a lw wmk, whr the tde ebs a fws  
twc i t-f hrs, er I hd csd t the dth o s gr a s gd a mn  
a or GMHA." 10  
11  
12  
13
- "The scd w rcz a the vce o Jo, wh ecm:" 14
- "O, tt m lft brt hd bn trn opn, m hrt pkd ot a pld o  
the hst pcl o the T, thr t b dvd b the vul o the ar, er  
I hd bn asy t the dth o s gr a s gd a mn a or GMHA." 15  
16  
17
- "The thd w rcz a the vce o Jm, wh ecm i acs  
mr hrd tn the rst:" 18  
19
- "O, tt m bdy hd bn svr i twn, m bws tkn thc a bnd t  
ash, the ash scd t the fr wns o hvn, tt n mr rbc mgt  
b hd o s vle a wrt a I a, t hv ths bsy asd or GMHA.  
O, Ja a Jo, I a mr gty tn y bth; i ws I wh stk the ftl  
blw; i ws I wh kld hm." 20  
21  
22  
23  
24
- "Upn wch w rhd i, szd a bd thm, a nw hv thm  
bfr yr mjy." 25  
26
- KS -- Rises. "Ar ths the rfs?" 27
- 1C -- "Thy ar." 28
- KS -- "Ja, Jo, a Jm, wht sy y; gty o nt gty?" 29
- Rfs -- In unison. "Gty, m L." 30

Second Section -- MM

- KS -- "Vle a ips wts! Rfl o the aty o the crm cmt a o the  
amb chr o hm whm y hv s bsy asd. Hld u yr hds a  
hr yr stc. I i m ord tt y b tkn wtt the gts o the cy, a  
thr exe acg t yr svl ipr mde i the clf o the rks.  
Lt thm b dly exe!" (\* ) KS is seated. 1  
2  
3  
4  
5
- {F-51} *They turn to the right and depart in columns of threes:  
FC, Ja, & 1C; FC, Jo, & FC; and 2C, Jm, & FC.  
Ja, Jo, & Jm go out through OD. At this time, KH  
quietly goes to E and is seated at the right of KS.* 6  
7  
8  
9
- {F-52} *With 2C leading followed by 4 FCs and 1C in rear,  
they about face and return to the E, and form a line  
in front of KS with 1C on S end of line.* 10  
11  
12
- 1C -- DG "MWKS," S "yr ord hs bn dly exe." 13
- KS -- "'Ts wl. Y twv FCs wl nw g i sch o the bdy, a, i fnd,  
obv wtr the M'sW, a ky t i, o ayg atg t the M's deg  
i o o abt i." 14  
15  
16
- {F-52} *Dividing, 2C turns left, leads 2 FCs to W, 1C turns  
right, leads 2 FCs by diagonal path between E and A  
and joins other group, forming two lines moving W.* 17  
18  
19
- 2C -- "Cn w fnd the plc whr or wry br st dwn t rst a rfr  
hsf?" 20  
21
- 1C -- "I ws a Wly cse frm the T a nr ts mnd."  
*1C and 2C halt at head of Cn on opposite sides of body.* 22  
23
- 2C -- "Phs w cn fnd the aca tt ws pld u." 24
- 1C -- "Ys, hr i ls, a wtd beh. Lt u dg dwn a s wht dvy w cn  
mke." Done. "Hr i the bdy o or GMHA, mgd i a  
shg mnr. Hs skl i bkn." 25  
26  
27
- 2C -- "Lt u g a rpt." 28
- 1C -- "I wl nt d t g a rpt. W wr t sch fr the M'sW, a ky t  
i, o ayg atg t the M's deg." 29  
30

Second Section -- MM

- 2C -- "Bt w ar ony FCs, w knw ntg o the M'sW o the M's deg." 1  
2
- 1C -- "Tt i tr, bt w mst oby ods." 3
- 2C -- "Hr i the jwl o hs ofc; It u tke ts a rpt." 4
- 1C -- "Agd." 5
- {F-52} *2C removes the jwl, then 1C removes h-w. On moving to report in the E, 1C moves behind 2 FCs to lead to the* 6  
{F-53} *E, all FC's fall in behind, 2C last, forming a line in E.* 7  
8
- 2C -- DG "MWKS," S "tds frm the bdy." 9
- KS -- "Whr ws i fnd?" 10
- 2C -- "O the brw o a hll, W o MtM, whr or wry br st dwn t rst a rfr hsf." 11  
12
- KS -- "Ws the M'sW, a ky t i, o ayg atg t the M's deg fnd o o abt i?" 13  
14
- 2C -- DG "MWKS," S "w ar ony FCs; w knw ntg o the M'sW o the M's deg. W fnd ntg, hvr, ecp the jwl o hs ofc b wch the bdy ws dgd." 15  
16  
17
- 2C steps forward, presents jwl to KS and returns to position. KS and KH confer.* 18  
19
- KS -- "Ts i idd the jwl o or mrd GMHA, I fr the M'sW i fvr lst. Y twv FCs wl nw rpr t the grv a ast m i rsg the bdy." 20  
21  
22
- KS -- "M wty br o T, a the M'sW i nw lst, the fst sgn gyn a the grv a the fst W spn aft the bdy i rsd shl b adp fr the rgn o al M's Ls utl fut ags shl fnd ot the rgt." 23  
24  
25
- Line divides, 1C turns left leading 2 FCs toward W, while 2C turns right leading 2 FCs in a diagonal direction between the E and the A. Lines meet at N sidelines and alternately merge forming one line with 2C following 1C. Merged line continues W on N side* 26  
27  
28  
29  
30

## Second Section -- MM

{F-53}	<i>of Cn, turns left twice, forming an open square, halts</i>	1
{F-54}	<i>and faces inward, so that 1C and 2C are on S of Cn</i>	2
	<i>facing N, two FCs are on W facing E, and two FC are</i>	3
	<i>on N facing S. KS &amp; KH follow line and complete</i>	4
	<i>square E of Cn facing W. The singing of the Dirge</i>	5
	<i>(below) begins with commencement of movement from</i>	6
	<i>E as they progress slowly W.</i>	7

<i>Optional.</i>	<b>Funeral Dirge</b>	<i>See page 246 for tune.</i>	
	Solemn strikes the funeral chime,		8
	Notes of our departing time,		9
	As we journey here below,		10
	Through a pilgrimage of woe.		11
	Here another guest we bring,		12
	Seraph of celestial wing!		13
	To our funeral altar come,		14
	Waft a friend and brother home!		15
	Lord of all! Below -- above,		16
	Fill our souls with truth and love!		17
	As dissolves our earthly tie,		18
	Take us to Thy Lodge on High.		19

{F-54}	<i>When all are in position, in unison with KS, they give the D-G of a MM.</i>	20
--------	--	----

KS --	<b>"O L, m G,</b>	<i>All give GHS.</i>	<b>i thr n hlp fr the</b>	21
	<b>W's S?"</b>	<i>All give d-g of a MM.</i>		22
KS --	<i>Pointing to IC</i>	<b>"Y wl tke the bdy b the EA grp a s i i</b>		23
	<b>cn b rsd."</b>	<i>IC complies.</i>		24

Second Section -- MM

- 1C -- *D-G of a FC* "MWKS," *S* "owg t the hgh ste o 1  
 pfn, i hvg bn dd aly ftn dys, the skn slp frm the flh 2  
 a i cnt b rsd." 3
- KS -- "O L, m G, *All give GHS.* i thr n hlp fr the 4  
 W's S?" *All give d-g of a MM.* 5
- KS -- *Pointing to 2C* "M wty br, I wl thk y t tke the bdy b 6  
 the FC grp a s i i cn b rsd." *2C complies.* 7
- 2C -- *D-G of a FC* "MWKS," *S* "owg t rss bfr gvn, 8  
 the flh clv frm the bne, a i cnt b rsd." 9
- KS -- "O L, m G, *All give GHS.* I fr the M'sW i 10  
 fvr lst." *All give d-g of a MM.* 11
- KS -- "M wty br o T, wht shl w d?" 12
- KH -- "Lt u pry." 13
- KS -- "Agd." *All at grave kneel on right knee.* 14
- KH -- *Chaplain also may give prayer.* "Thou, Oh God, 15  
 knowest our down-sittings and our uprisings, and 16  
 understandest our thoughts afar off. Shield and defend 17  
 us from the evil intentions of our enemies, and support 18  
 us under the trials and afflictions we are destined to 19  
 endure while traveling through this vale of tears." 20  
 "Man that is born of woman is of few days, and 21  
 full of trouble. He cometh forth as a flower and is cut 22  
 down; he fleeth also as a shadow, and continueth not. 23  
 Seeing his days are determined, the number of his 24  
 months are with Thee; Thou hast appointed his bounds 25  
 that he cannot pass; turn from him that he may rest, 26  
 till he shall accomplish his day." 27  
 "For there is hope of a tree, if it be cut down, that 28  
 it will sprout again, and that the tender branch thereof 29  
 will not cease. But man dieth and wasteth away; yea, 30

## Second Section -- MM

man giveth up the ghost, and where is he?" 1

"As the waters fail from the sea, and the flood 2

decayeth and drieth up, so man lieth down and riseth 3

not up 'till the heavens shall be no more. But, Oh Lord, 4

have compassion on the children of Thy creation, 5

administer them comfort in time of trouble and save 6

them with an everlasting salvation. Amen." 7

*All at grave respond* "So mote it be." 8

*All rise without giving d-g.* 9

KS -- "M wty br o T, wth yr ast, I wl nw edr t rse the bdy 10

b the SG o a MM, o L'sP." 11

*KH assists KS into position. KS gives GMW to Cn.* 12

*Officers now resume their regular or official titles.* 13

*All are seated except WM and Cn; FCs remove gloves.* 14

WM -- "M br, y hv nw rvd the GMW, wch y sly prd i yr 15

obn nvr t gv i ay oth mnr o fm tn tt i wch y hv nw 16

rvd i, wch i o the fv pts o flp a i lw brh." 17

"The fv pts o flp ar: ft t ft, kn t kn, brt t brt, 18

hnd t bck, chk t chk o mth t er, a ar ts epd. Ft t ft, 19

tt y wl nvr htt t g o ft o ot o yr wy t ast a srv a ndy 20

br. Kn t kn, tt y wl evr rbr a br's wlf a wl a yr on 21

whl o yr kns ofg yr dvs t D. Brt t brt, tt y wl evr kp 22

wtn yr brt a br's ses whn ccd t a rvd b y a sch, mdr a 23

tsn exl. Hnd t bck, tt y wl evr b rdy t sth fth yr hns 24

t ad a spt a flg br, tt y wl vdt hs chr a wl bhnd hs bck 25

a bfr hs fc. Chk t chk, o mth t er, tt y wl evr ctn a 26

wpr gd csl i the er o a br; rmd hm i the mst fry mnr 27

o hs err, a i psb, ad i hs rfm; gv hm d a tmy ntc tt h 28

my wd of apg dgr." 29

"The W y hv nw rvd i cld the SW, i bg the o 30

Second Section -- MM

wch ws adp fr the rgn o al M's Ls utl fut ags sld fnd 1  
ot the rgt. I i aws gvn b syl, usy b ea, i ts mnr: 2  
I wl gv the fst syl, y the scd, a I the thd." Given. 3  
"I wl nw pcd t gv a epn the dfn gps blg t ts deg. 4  
Ts, Given. y rlt, i the ps grp o a MM, the nm o wch 5  
i T. Ts, Given. i the SG o a MM, o L'sP. I aso hs a 6  
nm, i bg the W y hv nw rvd, a wch y ar nvr t gv i ay 7  
oth mnr o fm tn tt i wch y hv nw rvd i. Sld y evr b 8  
akd t gv i, yr awr sld b, 'I wl i y wl plc ysf i a ppr ptn 9  
t rcv i,' wch y rlt, i o the fv pts o flp a i lw brh." 10  
"Y wl nw rpr wth m t the E a rcv a htl act o ts deg." 11  
12  
13  
14  
15  
16  
17  
18  
19  
20  
21  
22  
23  
24  
25  
26  
27  
28  
29  
30

## Second Section -- MM -- Historical Lecture

- WM -- *Optional.* "The Second Section is of pre-eminent importance. It exemplifies an instance of virtue, fortitude, and integrity seldom equaled and never excelled in the history of man. It recites the legend or historical tradition on which the degree is founded -- a legend whose symbolic interpretation testifies to our faith in the resurrection of the body and the immortality of the soul." 1  
2  
3  
4  
5  
6  
7  
8
- WM -- "M br, the scd scn o ts deg efs a inc o vtu, ftt a igy sdm eqd a nvr exd i the hty o mn. Y hv ts evg rpd on o the gst Ms, i nt the gst mn the wrl hs evr kwn, or GMHA, wh ws sln jst bfr the cpn o KST." 9  
10  
11  
12
- "Hs dth ws pmd b ftn FCs, wh, sng the T abt t b cpd a bg drs o obg the scs o a MM wby thy mgt tvl ito frn cts, wrk a rcv M's wgs, etd ito a hrd csp t ett thm frm or GMHA o tke hs lfe; bt, rfg wth hrr o the aty o the crm, twv o thm rcn. The oth tre stl psd i thr mds dsn a tk hs lfe." 13  
14  
15  
16  
17  
18
- "Or GMHA ws sln a h-t. I ws hs usl ctm a tt hr, whn the crf wr cld frm lbr t rft, t ent ito the ufd S-S, o H o Hs o the T, a thr ofr hs dvs t D a drw hs dsn o the t-b. The tre FCs wh psd i thr mds dsn, kwg ts t b hs usl prc, std tss a the S, W, a E gts o the T a thr awd hs rtn." 19  
20  
21  
22  
23  
24
- "Or GMHA, hvg fsd hs dvs a oth dts, atm t rtr b the S gte whr h ws aco b Ja, wh tce dmd o hm the scs o a MM, o the M'sW, a o bg rfd h gve hm a blw wth a t-f ich gg acr hs trt. H tn edd t ps ot b the W gte whr h ws aco b Jo, wh i lke mnr tce dmd o hm the scs o a MM o the M'sW, a o bg rfd h gve hm a 25  
26  
27  
28  
29  
30



## Second Section -- MM -- Historical Lecture

blw wth a sqr acr hs brt; upn wch h fld a edd t mke  
hs esc b the E gte whr h ws aco b Jm, wh i lke mnr  
tce dmd o hm the scs o a MM, o the M'sW; a o hs  
bg rfd h stk hm a vlt blw wth a SM upn hs fhd  
wch fld hm dd o the spt."

"The rfs tn brd the bdy i the rsh o the T utl l-t,  
whn thy mt acg t agm a cvd i a Wly cse frm the T  
t the brw o a hll W o MtM whr thy brd i i a grv, std  
d E a W, sx ft pdr; a the hd o wch thy ptd a aca i ord  
t ccl i a tt the plc mgt b kwn sld ocn evr rqr."

"Thy tn edd t mke thr esc ot o the cny."

"Or GMHA ws msd o the fwg dy. Hs abc ws  
dcd b thr bg n dsn drn o the t-b. KS, bg ifd o ts, sd  
h frd tt h ws idp a odd stt sch a d iqy t b mde fr hm  
tht the svl aps o the T. Sch a iqy wr ady mde, bt h  
cld nt b fnd. KS, tn frg tt sm acc hd bfn hm, odd  
the svl rls o the wkn t b cld, a a rll cl i ws fnd tt tre  
FCs wr msg, Ja, Jo, a Jm, wh, frm the smy o thr  
nms wr spd t b brs a mn frm T."

"A ts tme, the twv FCs wh hd rcn apd bfr KS  
cld i wte glv a ans i tkn o thr inc, ack thr pmd glt a  
kng, hby ipd hs pdn. KS odd thm t ars, dvd tss ito  
pts a tvl tre E, tre W, tre N, a tre S, wth ots whm h  
sld apt, i sch o the rfs, a t rtn nt wtt tds."

"Thy tvd a drd; a a the pty wh psd a Wly cse  
cme dwn nr the prt o J, thy fill i wth a SM o whm  
thy iqd i h hd sn ay sgs ps tt wy. H ifd thm tt h hd,  
tre, wh apd t b wkn frm the T a J skg a psg t E,  
bt nt hvg KS's ps, thy wr ubl t obt psg a rtd ito  
the cny."

Second Section -- MM -- Historical Lecture

"Thy rtd a bgt ts ifn t KS, wh odd thm t dsg tss  
a tvl a bfr wth psv ijn nt t rtn wtt the rfs, a wth a  
psv anc tt i thy dd, the twv sld b dmd the mrs a svy  
sfr fr the crm cmt."

"Thy tvd a bfr; a a thy wr rng aft mny dys o fls  
sch, on o thm, bg mr wry tn the rst, st dwn o the brw  
o a hll W o MtM t rst a rfr hsf. O arg h acy cgt hld  
o a aca, wch, esy gvg wy, ecd hs csy; upn wch h hld  
hs cmr, a o exn, thy fnd the apc o a nly mde grv."

"A ts tme thy hrd frm the clf o the adj rks the  
hrd ems wch hv bn rpd i yr hrg ts evg. The fst thy  
rcz a the vce o Ja, the scd o Jo, a the thd o Jm; upn  
wch thy rhd i, szd a bd thm a tk thm bfr KS; wh,  
aft a d cfs o thr glt, odd thm t b tkn wtt the gts o the  
cy a thr exe acg t thr svl ipr mde i the clf o the rks.  
Thy wr exe ady."

"KS tn odd the twv FCs t g i sch o the bdy, a,  
i fnd, t obv wtr the M'sW, a ky t i, o ayg atg t the  
M's deg ws o o abt i. The bdy ws fnd o the brw o a  
hll W o MtM whr or wry br st dwn t rst a rfr hsf,  
bt ntg ws fnd o o abt i ecp the jwl o hs ofc b wch the  
bdy ws dgd."

"KS tn odd the twv FCs t rpr t the grv a ast hm  
i rsg the bdy; a i ws agd btw hm a H, K o T, tt a the  
M'sW ws tn lst, the fst sgn gvn a the grv a the fst  
wd spn aft the bdy ws rsd sld b adp fr the rgn o al  
M's Ls utl fut ags sld fnd ot the rgt."

"Thy rpd t the grv whr the bdy ws rsd, a y hv  
bn, b the SG o a MM, o L'sP. Thy crd i t the T  
frm wch thy brd i i d fm. The bdy o or GMHA ws

Second Section -- MM -- Historical Lecture

tre tms brd: fst, i the rsh o the T; scd, o the brw o 1  
a hll W o MtM; a thd a lty, a nr the ufd S-S, o H o 2  
Hs, o the T a the Jsh Lw wld pmt." 3

"A M tdn ifs u tt thr ws erd t hs mmy a mbl 4  
mnm ctg o a bfl vgn wpg ovr a bkn cln, bfr hr a bk 5  
opn, i hr rgt hnd a spr o aca, i hr lft a un, bhn hr 6  
sts tme ufg a cng the rgl o hr hr." 7

"The bfl vgn wpg ovr a bkn cln dns the ufd ste o 8  
the T, lkw the uty dth o or GMHA; the bk opn bfr 9  
hr, tt hs vts thr l o pfl rcd; the spr o aca i hr rgt 10  
hnd, the tmy dvy o hs grv; the un i hr lft, tt hs ash 11  
wr thn sfy dpd t ppt the rbc o tt amb, dvd, a emy 12  
cmn. Tme, ufg a cng the rgl o hr hr, dns tt tm, ptc, 13  
a pvc wl acp al tgs." 14

"M br, I wl nw pcd t gv a epn t y the svl ss blg 15  
t ts deg." 16

"Ts, Done. y rlt, i the d-g o a MM; i ads t 17  
the ptn i wch yr hns wr pld whl tkg the obn." 18

"Ts, Done. i the sgn; i ads t the sbc pny o yr 19  
obn. Ths ss hv anr aln. Whn or ant brn rpd t the 20  
grv o o GMHA, thy fnd thr hns ivy pld i ts Done. 21  
o ts, Done. ptn; a i t grd thr nls frm the ofv eff 22  
wch asl thm frm the grv." 23

"Ts, Done. m br, i the GHSoD. I i the 24  
sgn y sly prd i yr obn nvr t gv ecp i css o the mst 25  
imt dgr, o wtn a rgy cst L, o fr the pps o isn. A sld 26  
y evr s ts sgn gvn, o hr the wds tto axd spn, y ar 27  
eqy bd b yr obn t fy t the rlf o the br s gvg i, sld thr 28  
b a gtr prb o svg hs lfe tn o lsg yr on. The wds t b 29  
usd i the dk, o whn fr ay rsn the sgn cnt b gvn ar: 30

## Second Section -- MM -- Historical Lecture

**O L, m G, i thr n hlp fr the W's S?' Etr on wl cst  
the S o D."**

**"Ts sgn aso hs a aln. A the rsg o the bdy o or  
GMHA, or ant brn fnd thr hns ivy rsd abv thr hds  
i tkn o hrr a sps, a the sme tme exg, 'O L, m G, i  
thr n hlp fr the W'sS?'"**

1  
2  
3  
4  
5  
6  
7  
8  
9  
10  
11  
12  
13  
14  
15  
16  
17  
18  
19  
20  
21  
22  
23  
24  
25  
26  
27  
28  
29  
30

### Third Section -- MM

<b>WM --</b> "The Third Section of this degree explains many important particulars relating to the building of King Solomon's Temple."	1
	2
	3
"This magnificent structure was supported by fourteen hundred and fifty three columns, and two thousand nine hundred and six pilasters, all hewn from the finest Parian marble."	4
	5
	6
	7
"It was symbolically supported by three great Pillars denominated Wisdom, Strength and Beauty, because there should be wisdom to contrive, strength to support and beauty to adorn all great and important undertakings."	8
	9
	10
	11
	12
"These Pillars also represent our three ancient Grand Masters: Solomon, King of Israel; Hiram, King of Tyre, and H A."	13
	14
	15
"The Pillar of Wisdom represents S, K o I, because by his wisdom he erected that monument of magnificence which immortalized his name."	16
	17
	18
"The Pillar of Strength represents H, K o T, because he aided and assisted KS in that great and glorious undertaking."	19
	20
	21
"The Pillar of Beauty represents our G M H A, because by his cunning work the Temple was beautified and adorned."	22
	23
	24
"There were employed in its building three Grand Masters, 3,300 Masters or Overseers of the Work, 80,000 Fellowcrafts and 70,000 Entered Apprentices, or bearers of burdens. All these were classified and arranged in such a manner by the wisdom of Solomon, that neither envy, discord nor confusion was suffered	25
	26
	27
	28
	29
	30

### **Third Section -- MM**

to interrupt that universal peace and tranquillity which pervaded the world at this important period."

#### **Master's Carpet**

"I will now direct your attention to the emblems delineated on the Master's Carpet; every figure thereon affords a striking lesson of the strictest morality."

#### **The Three Steps**

"The Three Steps are emblematical of the three principal stages of human life: youth, manhood, and age. In youth, as Entered Apprentices, we ought industriously to occupy our minds in the attainment of useful knowledge; in manhood, as Fellowcrafts, we should apply that knowledge to the discharge of our respective duties to God, our neighbor and ourselves; so that in age, as Master Masons, we may enjoy the happy reflections consequent on a well-spent life, and die in the hope of a glorious immortality."

#### **The Pot of Incense**

"The Pot of Incense is an emblem of a pure heart, which is always an acceptable sacrifice to Deity; and as this glows with fervent heat, so should our hearts continually glow with gratitude to the great and beneficent Author of our existence for the manifold blessings and comforts we enjoy."

#### **The Bee Hive**

"The Bee Hive is an emblem of industry and recommends the practice of that virtue to all created beings, from the highest seraph in Heaven to the lowest reptile of the dust. It teaches us that, as we came into the world rational and intelligent beings,

### Third Section -- MM

so we should ever be industrious ones, never sitting  
down contented while our fellow creatures around us  
are in want, when it is in our power to relieve them  
without inconvenience to ourselves."

#### **The Book of Constitutions**

"The Book of Constitutions, guarded by the Tiler's  
Sword, reminds us that we should be ever watchful and  
guarded in our thoughts, words and actions, particularly  
when before the enemies of Masonry, ever bearing in  
mind those truly Masonic virtues, Silence and  
Circumspection."

#### **The Sword Pointing to a Naked Heart**

"The Sword, pointing to a Naked Heart, demon-  
strates that Justice will sooner or later overtake us; and,  
although our thoughts, words and actions may be  
hidden from the eyes of man, yet that ALL-SEEING  
EYE, whom the sun, moon and stars obey, and under  
whose watchful care even comets perform their  
stupendous revolutions, pervades the inmost recesses  
of the human heart and will reward us according to our  
merit."

#### **The Anchor and Ark**

"The Anchor and Ark are emblems of a well-  
grounded Hope and a well-spent Life. They are  
emblematical of that Divine Ark which safely wafts us  
over this tempestuous sea of troubles, and that Anchor  
which shall safely moor us in a peaceful harbor, where  
the wicked cease from troubling and the weary shall  
find rest."

### **Third Section -- MM**

#### **The Forty-Seventh Problem of Euclid**

"The Forty-Seventh Problem of Euclid was the invention of our ancient friend and brother, the great Pythagoras. It teaches Masons to be general lovers of the arts and sciences."

#### **The Hour Glass**

"The Hour Glass is an emblem of human life. Behold! How swiftly the sands run, and how rapidly our lives are drawing to a close. We cannot, without astonishment, behold the little particles which are contained in this machine, how they pass away almost imperceptibly and yet, to our surprise, in the short space of an hour they are all exhausted. Thus wastes man! Today he puts forth the tender leaves of hope, tomorrow blossoms, and bears his blushing honors thick upon him; the next day comes a frost which nips the shoot, and when he thinks his greatness still aspiring he falls, like autumn leaves, to enrich our mother earth."

#### **The Scythe**

"The Scythe is an emblem of time, which cuts the brittle thread of life and launches us into eternity. Behold! What havoc the Scythe of Time makes in the human race. If by chance we should escape the numerous evils incident to childhood and youth, and with health and vigor arrive at the years of manhood, yet withal we must soon be cut down by the all-devouring Scythe of Time, and be gathered into the land where our fathers have gone before us."



### Third Section -- MM

#### The Last Class of Emblems

"The 1st cls o emb t wch I wl cl yr atn ar the SM,  
S, a C. The SM, wth wch o GMHA ws sln, i a emb  
o ths clt o dss b wch or ery ext my b trm; the S wch  
dg hs grv a mst er lng dg ors, a the C, wch rvd hs rms a  
mst sn rcv ors, ar skg emb o mly a afd srs rfn fr a tkg  
mnd; bt the aca, o egn, wch blm a the hd o hs grv, i a  
emb o tt iml prt wch svcs the tmb a brs the nrt afy t tt  
SI wch pvs a ams al ntr a wch cn nvr, nvr, n nvr d."

#### *Optional*

"Thus we close the explanation of the emblems  
upon the solemn thought of death, which, without  
revelation, is dark and gloomy; but we are suddenly  
revived by the evergreen or everliving sprig of Faith in  
the merits of the Lion of the tribe of Judah; which  
strengthens us with confidence and composure, to look  
forward to a blessed immortality."

"Then let us imitate the good man in his virtuous  
and amiable conduct; in his unfeigned piety to God; in  
his inflexible fidelity to his trust; that we may welcome  
the grim tyrant Death, and receive him as a kind  
messenger sent from our Supreme Grand Master, to  
translate us from this imperfect to that all perfect,  
glorious and celestial Lodge above, where the Supreme  
Architect of the universe presides."

## Charge -- MM

<b>WM --</b> "Your zeal for the Institution of Masonry, the progress	1
you have made in our mysteries, and your conformity	2
to our regulations have pointed you out as a proper	3
object of our favor and esteem."	4
"You are now bound by duty, honor and gratitude	5
to be faithful to your trust, to support the dignity of	6
your character on every occasion, and to enforce, by	7
precept and example, obedience to the tenets of	8
Freemasonry."	9
"In the character of a Master Mason you are	10
authorized to correct the errors and irregularities of	11
your uninformed brethren and to guard them against a	12
breach of fidelity. To preserve the reputation of the	13
Fraternity unsullied must be your constant care;	14
and for this purpose it is your province to recommend	15
to your inferiors, obedience and submission; to your	16
equals, courtesy and affability; to your superiors,	17
kindness and condescension. Universal benevolence	18
you are always to inculcate, and by the regularity of	19
your own behavior afford the best example for the	20
conduct of others less informed."	21
"The Ancient Landmarks of Masonry intrusted to	22
your care you are carefully to preserve, and never	23
suffer them to be infringed or countenance a deviation	24
from the established Usages and Customs of the	25
Fraternity."	26
"Your virtue, honor and reputation are concerned	27
in supporting with dignity the character you now bear.	28
Let no motive, therefore, make you swerve from your	29
duty, violate your vows or betray your trust; but be	30

## Charge -- MM

true and faithful, and imitate the example of that  
celebrated artist whom you have this evening  
represented. Thus you will render yourself deserving  
of the honor which we have conferred and merit the  
confidence that we have reposed."

### *Suggested Wording*

"My Brother, you have now been raised to the  
Sublime Degree of Master Mason and are to be  
congratulated on receiving this highest honor. As in  
the first two degrees, it is requested that you commit  
certain portions of this degree to memory and pass a  
suitable examination therein."

"Accept my congratulations, Brother B., and very  
shortly Brother A.B. will make arrangements for your  
posting."

### *Required.*

*Candidate is then escorted to the Secretary's desk  
where the Secretary presents him with his current  
membership (dues) card, and has the candidate sign  
the lodge's by-laws. If still in existence, the Lodge's  
original by-laws should be used.*

## Apron Address -- MM

*By Past Grand Master, Eugene S. Elliott*

WM -- "I now have the pleasure of presenting you with the  
lamb-skin or white leathern apron. It is an emblem of  
innocence and the badge of a Mason, more ancient than  
the Golden Fleece or Roman Eagle, more honorable  
than the Star and Garter, when worthily worn."

"And from the time when the memory of man  
runneth not to the contrary, this emblem, plain and  
unadorned, has been the peculiar clothing of all Free  
and Accepted Masons."

"The prince commanding the resources of empires  
and the citizen toiling in humble poverty have alike  
worn it with the consciousness that it has lightened the  
labors of the one and added dignity to the powers of  
the other."

"It may be that you are, or yet will be, so firmly  
entrenched in the hearts of your fellow men and so  
deserving of their gratitude, that they will elevate you  
to the highest position of honor, trust and emolument  
and cause your name to be inscribed high upon the  
pillars of worldly fame."

"But never before have you had, and never again,  
my Brother, will you have a higher mark of favor and  
confidence bestowed on you than this, which I, as the  
representative of these brethren and of the Craft  
throughout the world, am about to bestow."

"This emblem, worn by King Solomon when  
arrayed in all his glory, and which invested with  
additional dignity the immortal Washington, and which  
has been eagerly sought and worthily worn by the best

1  
2  
3  
4  
5  
6  
7  
8  
9  
10  
11  
12  
13  
14  
15  
16  
17  
18  
19  
20  
21  
22  
23  
24  
25  
26  
27  
28  
29  
30

## Apron Address -- MM

men of your own generation, I now present to you." 1

"If you disgrace it, the disgrace will be augmented 2  
by the consciousness that within this Lodge you have 3  
been taught the principles of a correct and moral walk." 4

"Its spotless white is emblematical of that purity 5  
of life and uprightness of personal manhood which, we 6  
hope and expect, will hereafter distinguish you in all 7  
your social and personal affairs." 8

"It is now yours to wear, so long as the vital spark 9  
of life shall animate your mortal frame; and when at 10  
last, whether in youth, manhood or age, your spirit 11  
having winged its flight to that house not made with 12  
hands, and when amid the tears and sorrows of 13  
surviving relatives and friends, and by the hands of 14  
sympathizing brother Masons, your body shall be 15  
lowered to the confines of that narrow house appointed 16  
for all living, it will still be yours -- yours to be placed 17  
with the evergreen upon the casket which shall enclose 18  
your remains and be buried with you." 19

"And may you so wear this emblem of spotless 20  
white, my Brother, that no act of yours shall stain its 21  
purity or cast reflections upon an Institution which has 22  
outlived the fortunes of kings and the mutations of 23  
empires." 24

"May you so wear it and so live, my Brother, that 25  
when your summons comes to join that innumerable 26  
caravan which moves to the pale realms of shade, 27  
where each shall take his chamber in the silent halls of 28  
death, thou go not like the quarry slave at night, 29  
scourged to his dungeon, but soothed and sustained by 30

## **Apron Address -- MM**

that unfaltering trust, approach thy grave like one who  
wraps the drapery of his couch about him and lies  
down to pleasant dreams."

1  
2  
3  
4  
5  
6  
7  
8  
9  
10  
11  
12  
13  
14  
15  
16  
17  
18  
19  
20  
21  
22  
23  
24  
25  
26  
27  
28  
29  
30

Closing -- MM

WM -- ( \* ) "Br JD." *JD rises. (TR, one step, GR and RR)* 1

JD -- *DG* "WM." *S* 2

WM -- "The lst gr cr o Ms whn cvn?" 3

JD -- "T s tt the L i dly tld." 4

WM -- "Y wl atd t tt dty a ifm the Ti tt w ar abt t cls ts L 5  
o MMs a drt hm t tle ady." 6

{F-5} *JD goes to OD, gives ( \*\*\*) , answered by Ti with 7  
( \*\*\*) ; JD opens OD.* 8

JD -- "Br Ti, w ar abt t cls ts L o MMs, a y ar drd t 9  
tle ady." *Ti does NOT respond.* 10

{F-5} *JD closes OD, returns to place.* 11

JD -- *DG* *"WM,"* *S* *"the dty i pfd."* 12

*Flag Retirement (if presented in Opening), see pg. 165.* 13

WM -- ( \* ) "Br SW," *JD sits, SW rises* "a the opg 14  
o ts L y ifd m tt y wr a MM. Wht ind y t bcm 15  
a MM?" 16

SW -- "Tt I mgt tvl ito frn cts, wrk a rev M's wgs, b btr 17  
enb t spt msf a fmy, a ctb t the rlf o pr, dtd, wty br 18  
MMs, thr wdw a oph." 19

WM -- "Hv y evr tvd a sch?" 20

SW -- "I hv, frm E t W, a frm W t E agn." 21

WM -- "Wy dd y lve the E, the sce o lgt, a tvl t the W?" 22

SW -- "I sch o tt wch ws lst." 23

WM -- "T wht d y ald, m br?" 24

SW -- "T the M'sW." 25

WM -- "Dd y fnd i?" 26

SW -- "I dd nt, bt fnd a sub, wch a the opg o ts 27  
L ws snt t the E b the JD acm wth al i 28  
d ss a cns." 29  
30

Closing -- MM

WM -- "Br SW, I wl nw rtn the sub t the W b the SD, acm  
wth al i d ss a cns."

*WM descends, moves S three steps, faces about, while SD rises, takes position opposite WM. They approach each other in usual manner with SD about one-half count behind WM. They communicate. WM returns to station and is seated. SD takes three steps S, turns and moves to W. SW descends and moves N three steps to position and faces about opposite SD. They approach each other in usual manner with SW about one-half count behind SD. They communicate. SW returns to station, stays standing. SD returns to place and is seated.*

SW -- *DG* "WM, *S* the sub i dly rvd i the W."

WM -- "Wht mks y a MM?"

SW -- "M obn."

WM -- "Whr wr y mde a MM?"

SW -- "I a rgy cst L o MMs, dly asm i a rm o plc rpg the  
S-S o H o Hs o KST."

WM -- "Hw mny cst a L o MMs?"

SW -- "Tre, ctg o the WM, S a JWs."

WM -- "The JW's sta?"

SW -- "I the S, *DG* WM." *S*

WM -- (\*\*) *Officers rise except WM {X-5}* "Br JW, wy i  
the S a yr dty?"

JW -- "A the sn i the S a mdn ht i the bty a gly o the dy,  
s sts the JW i the S t cl the crf frm lbr t rft, sup  
thm dur the hr thf, a s tt nn cvt the mns o rft ito  
itc o exs; cl thm t lbr a the ord o the WM tt h my  
hv plr a thy pft tby."



Closing -- MM

WM -- "The SW's sta?"		1	
JW -- "I the W,	<i>DG</i>	WM." <span style="border: 1px solid black; padding: 2px;"><i>S</i></span>	2
WM -- "Br SW, yr dty?"		3	
SW -- "A the sn i i the W a the cls o the dy, s sts the SW		4	
i the W t ast the WM i opg a clg hs L, py the crf		5	
thr wgs i ay b d, a s tt nn g awy dsf; hmy bg the str		6	
a spt o al ins, mr esp o ors."		7	
WM -- "The M's sta?"		8	
SW -- "I the E,	<i>DG</i>	WM." <span style="border: 1px solid black; padding: 2px;"><i>S</i></span>	9
WM -- "Wy i the E?"		10	
SW -- "A the sn rs i the E t opn a gvr the dy, s rs the WM		11	
i the E <span style="border: 1px solid black; padding: 2px;"><i>WM rises</i></span> t opn a gvr hs L, st the crf a		12	
wrk, a gv thm ppr isn."		13	
WM -- ( ***) <span style="border: 1px solid black; padding: 2px;"><i>All rise.</i></span> "Br SW, i i m ord tt ts L o		14	
MMs b nw cld. Y wl rpt the sme t the JW i the S tt		15	
the brn my hv d ntc a gvr tss ady."		16	
SW -- "Br JW, i i the ord o the WM tt ts L o MMs b nw		17	
cld. Y wl cct the sme t the brn, tt thy, hvg d ntc, my		18	
gvr tss ady."		19	
JW -- "Brn, i i the ord o the WM tt ts L o MMs b nw		20	
cld. Y wl tke d ntc a gvr ysv ady."		21	
WM -- "Tgr brn, upn the ss."	<i>All comply. {X-6}</i>	22	
	<i>WM (*) SW (*) JW (*);</i>	<i>WM (*) SW (*) JW (*);</i>	23
	<i>WM (*) SW (*) JW(*)</i>		24
WM -- "Br SW, hw sld Ms mt?"		25	
SW -- "O the lvl." <span style="border: 1px solid black; padding: 2px;"><i>All step down to level. {X-29}</i></span>		26	
WM -- "Hw ac, br JW?"		27	
JW -- "B the plb."		28	
WM -- "A prt upn the sqr."		29	
		30	

## Closing -- MM

{X-29}	<i>Brethren form parallel lines N &amp; S of A. Officers go to positions: JW &amp; Ss in center of S line; SW on N and JD on S of line in W; SD on N &amp; Se on S of line in E; WM center of E line, or in Se spot if Se absent.</i>			1
{F-56}				2
				3
				4
<b>WM -- "S my w evr mt, ac, a prt, m brs."</b>			5	
	<i>WM uncovers.</i>	<b>"Br Ch, pls ld u i pyr."</b>	6	
<b>Ch --</b>	"May the blessing of heaven rest upon us and all regular Masons. May brotherly love prevail and every moral and social virtue unite and cement us." "Amen."			7 8 9 10
	<i>All respond</i>	<b>"So mote it be."</b>	11	
	<i>WM recovers.</i>		12	
<b>WM -- "Br SD."</b>	<i>SD faces WM</i>		13	
<b>SD --</b>	<i>DG</i>	<b>"WM."</b>	<i>S</i>	14
<b>WM -- "Y wl scr the TGLs."</b>			15	
	<i>SD moves slowly to A. WM uncovers. SD arranges A. WM recovers. SD moves to LL, extinguishes.</i>			16
{X-30}	<i>SD returns to A, bows, and returns to position in square, facing W.</i>			17
{F-57}				18
				19
<b>WM -- "I nw dcl ts L o MMs dly cld."</b>			20	
<b>WM -- "Br JD, ifm the Ti."</b>			21	
{F-57}	<i>JD goes to and opens OD.</i>		22	
<b>JD -- "Br Ti, ts L o MMs i nw cld."</b>		<i>Ti does NOT respond.</i>	23	
{F-57}	<i>JD returns to position at S of line in W. Ti enters L, waits in W until JD reports.</i>			24
				25
<b>JD -- "WM, the dty i pfd."</b>			26	
{F-58}	<i>Ti returns sword to WM.</i>		27	
<b>WM -- (* )</b>	<i>Dismisses Lodge.</i>		28	
			29	
			30	

## Admission after Lodge is Opened

*Note: Degree work, including opening or closing, should not be interrupted to admit late-comers.*

*After L has been opened, a Brother desiring to enter appears in Ti room. Ti gives (\*\*\*). JD, rising, TR, moves 1 step, GR, RR --*

JD -- DG "WM." S & GR

WM -- "Br JD."

JD -- "Thr i a alm a the otr dr."

WM -- "Y wl atd t the alm a rpt the cs."

*JD faces S, GR, moves at CR to OD, GR, SR to LH, GR, gives (\*\*\*) and opens OD.*

JD -- "Wh cms hr?"

Ti -- "A Br, ppy vcd fr, sks adm."

Or "Svl Brn, ppy vcd fr, sk adm."

*JD closes OD, SR to RH, GR, faces about, GR, RR and reports --*

JD -- DG "WM," S & GR "a Br, ppy vcd fr, sks adm." Or "Svl Brn, ppy vcd fr, sk adm."

WM -- "Y wl amt hm (thm) i ppy cld."

*JD faces about, GR, SR to LH, GR, opens OD.*

JD -- "Y wl amt hm (thm) i ppy cld."

*Ti does not respond*

*JD then steps aside to clear doorway, GR.*

*Br(s) enter (if several, in file); when near JW station, turn N, halt W of A and face E. WM rises. All salute in unison with WM, who welcomes them and requests them to be seated. WM is seated. After Br(s) enter, JD closes OD, SR to RH, GR, faces about, GR, returns at CR to place, turns E, GR, is seated and PR.*

## Reception of Grand Lodge Officers

*Use Procedure on Pg. 159 for Grand Master.  
Grand Master is last Grand Officer introduced.*

### Official Titles Used in Receiving Grand Officers:

#### Most Worshipful:

Grand Master  
Past Grand Master

#### Right Worshipful:

Deputy Grand Master  
Senior Grand Warden  
Junior Grand Warden  
Grand Treasurer  
Grand Secretary

#### Worshipful:

Grand Chaplain  
Grand Lecturer  
Senior Grand Deacon  
Junior Grand Deacon  
Senior Grand Steward  
Junior Grand Steward  
Grand Marshall  
Grand Sword Bearer  
Grand Pursuivant  
Grand Tiler  
District Deputy

*Note: WM may appoint a member, acting for the SD,  
to meet and conduct GO.*

*The Grand Officer is not covered on entering Tiler's  
room. Tiler gives (\*\*\*) on OD. JD, rising, TR, moves  
1 step, GR, RR --*

JD -- *DG* "WM." *S & GR*

WM -- "Br JD."

JD -- "Thr i a alm a the otr dr."

WM -- "Y wl atd t the alm a rpt the cs."

{F-86} *JD faces S, GR, moves at CR to OD, GR, SR to LH,  
GR, gives (\*\*\*) & opens OD.*

JD -- "Wh cms hr?"

Ti -- "The [Grand Officer Title] seeks admission."

{F-86} *JD closes OD, SR to RH, GR, about faces, GR, RR --*

## Reception of Grand Lodge Officers

JD --	<span style="border: 1px solid black; padding: 2px;">DG</span>	"WM,"	<span style="border: 1px solid black; padding: 2px;">S &amp; GR</span>	"the [Grand Officer Title] seeks admission."	1
WM --	(*) "Br SD."				2
{F-86}	<i>JD faces sideways, GR, steps back to clear doorway and GR; as SD, rising, TR, moves 1 step, GR, faces S, GR, RR --</i>				3
SD --	<span style="border: 1px solid black; padding: 2px;">DG</span>	"WM,"	<span style="border: 1px solid black; padding: 2px;">S &amp; GR</span>		4
WM --	"Y wl rtr a conduct our [Grand Officer Title] to the A."				5
{F-86}	<i>SD faces W, GR, moves at CR on N side to W of A, turns E and GR. WM rises. SD then RR, gives DG &amp; S in unison with WM and GR. WM gives (***) SD faces S, GR, moves at CR on S side to OD, GR, SR to LH, GR, opens OD, enters Ti room, GR and --</i>				6
SD --	"[Grand Officer Title], it is my privilege to conduct you to the A."				7
{F-86}	<i>SD steps to left side of GO, GR, faces about, GR, takes GO left wrist, conducts him at CR forward, when near JW station, turns N to position W of A, turns E, GR and releases GO. After GO has passed, JD closes OD, faces about, GR, moves at CR to place, turns E and GR. SD at A, RR with LH, gives DG &amp; S below in unison with WM &amp; GO, simultaneously saying --</i>				8
SD --	<span style="border: 1px solid black; padding: 2px;">DG</span>	"WM,"	<span style="border: 1px solid black; padding: 2px;">S &amp; GR in LH</span>	"It is a distinct pleasure to present Brother John A. Doe, [Grand Officer Title] of the Grand Lodge of Free and Accepted Masons of Wisconsin."	9
WM --	"Br SD, y wl conduct our [Grand Officer Title] to the E."				10
					11
					12
					13
					14
					15
					16
					17
					18
					19
					20
					21
					22
					23
					24
					25
					26
					27
					28
					29
					30

## Reception of Grand Lodge Officers

{F-87} *SD takes GO left wrist, turns N at CR to clear A, then to foot of dais, GR and releases arm as WM extends hand to assist GO to ascend. GO faces W. SD, SR to RH & GR, faces N, GR, returns at CR to place, GR, faces about to S and GR.*

**WM -- "Brethren, it is indeed an honor to introduce you to Brother John A. Doe, [Grand Officer Title] of the Grand Lodge of Free and Accepted Masons of Wisconsin. Join with me in saluting him with the Grand Honors of Masonry."**

*Done. Ds & Ss RR, give Grand Honors and GR.*

**WM -- (\*)** *Seats Lodge.*

*Additional Notes: GO is not covered. OD is not left open. GO is conducted, not escorted. WM remains covered and gavel is not presented. A permanent member of the Grand Lodge is received in same manner as for a Grand Officer.*

1  
2  
3  
4  
5  
6  
7  
8  
9  
10  
11  
12  
13  
14  
15  
16  
17  
18  
19  
20  
21  
22  
23  
24  
25  
26  
27  
28  
29  
30

## Reception of Grand Master

*Note: WM may appoint a substitute for SD to meet & escort GM. No one else is admitted at the same time as GM. If GM is covered, WM is not. If GM is not covered, WM remains covered.*

*When the GM enters the Ti's room, the Ti gives (\*\*\*) on OD. JD, rising, TR, moves 1 step, GR, RR --*

**JD --**

<i>DG</i>
-----------

**"WM."**

<i>S &amp; GR</i>
-------------------

**WM -- "Br JD."**

**JD -- "Thr i a alm a the otr dr."**

**WM -- "Y wl add t the alm a rpt the cs."**

{F-88} *JD faces S, GR, moves at CR to OD, GR, SR to LH, GR, gives (\*\*\*) & opens OD.*

**JD -- "Wh cms hr?"**

**Ti -- "The Grand Master is about to enter."**

{F-88} *JD leaves OD open, SR to RH, GR, faces about to E, GR, RR --*

**JD --**

<i>DG</i>
-----------

**"WM,"**

<i>S &amp; GR</i>
-------------------

**"the Grand Master is about to enter."**

**WM -- (\*) "Br SD."**

*JD faces sideways, GR, steps back to clear doorway and GR; as SD, rising, TR, moves 1 step, GR, faces S, GR, RR --*

**SD --**

<i>DG</i>
-----------

**"WM,"**

<i>S &amp; GR</i>
-------------------

**WM -- "Y wl rtr a escort our Grand Master to the A."**

{F-88} *SD faces W, GR, moves at CR on N side to W of A, turns E and GR. WM rises. SD then RR, gives DG & S in unison with WM and GR. WM gives (\*\*\*) and uncovers. SD faces S, GR, moves at CR on S side to OD, halts in Ti room and GR.*

**SD -- "MWGM, it is my privilege to escort you to the A."**

## Reception of Grand Master

	<i>SD SR to LH, GR, steps to left side of GM, faces about, GR &amp; offers right arm to GM. SD escorts GM forward at CR in LH, when near JW station, turns N to position</i>	1
	<i>W of A, turns E, GR and lowers right arm. After GM has passed, JD SR to LH, closes OD, SR to RH, faces about, GR, moves at CR to place, turns E, GR.</i>	2
{F-88}	<i>SD at A, RR with LH, gives DG &amp; S in unison with WM and GM, giving WM title as indicated below --</i>	3
SD --	<b>DG      "WM,"      S &amp; GR in LH      "It is a distinct pleasure to present Brother John A. Doe, Most Worshipful Grand Master of Masons in Wisconsin."</b>	4
	<i>SD then GR in RH, backs 2 steps and GR, as WM, leaving hat in E, advances to left of GM, extends hand, briefly welcoming him, and offers right arm, saying --</i>	5
{F-89}	<b>"MWGM, may I escort you to the E?"</b>	6
WM --	<i>WM on left of GM turns N to clear A and escorts GM to the E. After ascending the dais, WM moves in a 1/2 circle, GM as pivot, both facing W with GM on right of WM. At same time, SD faces N, GR, at CR clears A and returns to place, turns S &amp; GR.</i>	7
{F-89}	<i>WM warmly welcomes GM to the Lodge, then --</i>	8
WM --	<b>"Brethren, it is indeed an honor to introduce you to Brother John A. Doe, Most Worshipful Grand Master of Masons in Wisconsin. Join with me in saluting him with the Grand Honors of Masonry."</b>	9
	<i>Done.                      Ds &amp; Ss RR, give Grand Honors and GR.</i>	10
WM --	<b>"MWGM, it will be an honor to have you preside over our Lodge and I now take pleasure in presenting you the gavel."</b>	11
	<i>If GM declines, WM resumes and seats the L with (*).</i>	12



## Flag of the United States of America

Salute in Lodge Room -- It is proper for all citizens to place the right hand, with fingers and thumb joined and extended, the palm flat on left breast over the heart and right elbow at right side close to the body.

Salute out-of-doors -- Hat is removed in right hand and held on left breast over the heart, elbow down. (Use military salute if hat cannot be removed.)

When uncovered, the salute is the same both indoors and out-of-doors.

Bugle Call -- In or out of the Lodge, the United States -- "To the Colors" -- is proper, during which all face toward flag and stand at Flag Salute until the last note is sounded.

The Flag should always be carried with the staff as near vertical as possible. It should never be inclined to the rear. It is never dipped in salute to a living person.

It is recommended that the Flag be presented at each communication of the Lodge, but it is not mandatory so to do. It is suggested that the Color Guard consist of the Stewards with the Senior Deacon in charge. It may be presented by Master Masons who are members of a patriotic or uniformed organization, or by other Master Masons selected for that purpose.

The following very simple ceremony of presentation may be carried out without difficulty in the smallest of Lodge Rooms.

It should be presented immediately following the final report of the JD after the WM has declared the Lodge open; however, if distinguished guests are to be introduced, it is presented immediately thereafter.

## Flag Presentation

	<i>The Flag is placed in anteroom prior to the opening of the Lodge.</i>	1
		2
<b>WM --</b>	<b>(*) "Br SD."</b>	3
	<i>SD rising, TR, moves 1 step, GR, faces S, GR, RR.</i>	4
<b>SD --</b>	<i>DG</i> <b>"WM."</b> <i>S and GR.</i>	5
<b>WM --</b>	"You will retire with the Guard of Honor and present the Flag of the United States of America."	6
{F-8}	<i>SD faces W, GR, moves at CR to W of A, N of the center facing S and GR.</i>	7
		8
		9
<b>SD --</b>	"Guard of Honor."	10
	<i>SS rises without Rod -- JS rising TR, they take 1 step forward, JS then GR.</i>	11
		12
<b>SD --</b>	"You will retire with me."	13
	<i>Ss move to and join SD at A, JS at CR; on halting, GR. All face E, SD &amp; JS GR, SS in center. WM rises. SD &amp; JS, RR, &amp; all salute with WM, who is then seated. They GR, face N, SD &amp; JS GR and retire in file by ID, SD leading, SD &amp; JS at CR.</i>	14
		15
		16
		17
		18
	<i>In anteroom, SS as Flag Bearer, secures Flag, then in file, SD &amp; Ss go to OD and on halting, GR. Ti gives (**). JD rising TR, moves 1 step, GR, RR and...</i>	19
		20
		21
<b>JD --</b>	<i>DG</i> <b>"WM."</b> <i>S and GR.</i>	22
<b>WM --</b>	<b>"Br JD."</b>	23
<b>JD --</b>	<b>"Thr i a alm a the otr dr."</b>	24
<b>WM --</b>	<b>"Y wl atd t the alm a rpt the cs."</b>	25
{F-8}	<i>JD faces S, GR, moves at CR to OD, GR, SR to LH, gives (**), opens OD and GR.</i>	26
		27
<b>JD --</b>	<b>"Wh cms hr?"</b>	28
<b>Ti -- (or SD) --</b>	"The Flag of the United States of America with its Guard of Honor."	29
		30

## Flag Presentation

		<i>JD closes OD, SR to RH, GR, faces about inward, GR, RR, and reports from OD.</i>	1
			2
<b>JD --</b>	<i>DG</i>	<b>"WM."</b>	3
		<i>S and GR.</i>	4
		"The Flag of the United States of America with its Guard of Honor."	5
<b>WM --</b>	<i>Rises.</i>	(***) "You will admit the Flag of the United States of America."	6
{F-8}		<i>JD faces about, GR, SR to LH, GR, opens OD, steps aside, GR and says...</i>	7
			8
<b>JD --</b>	"Enter."	<i>Gives Flag Salute.</i>	9
		<i>SD &amp; Ss enter in file, SS in center, SD &amp; JS at CR, turn N, halt when SS is in front of and 3 feet from SW, and</i>	10
			11
{F-9}		<i>SD &amp; JS GR. All face E, SD &amp; JS GR, and advance with SD &amp; JS at CR to 3 feet W of A, halt and SD &amp; JS GR.</i>	12
			13
			14
		<i>As Flag enters, WM uncovers with LH and all give Flag Salute in unison with WM.</i>	15
			16
		<i>When Flag has passed, JD drops RH, closes OD, GR, SR to RH, faces about inward, GR, returns at CR to place, turns E, GR, SR to LH, GR and gives Flag Salute.</i>	17
			18
			19
			20
		<i>When Guard of Honor halts at A, WM drops RH and recovers -- all drop RH with WM.</i>	21
			22
<b>SD --</b>	<i>No salute.</i>	"WM, I have the honor to present the Flag of the United States of America; its place is on the dais at your right."	23
			24
			25
<b>WM --</b>	<i>Suggested wording.</i>	"Brethren, as Masons, we are charged to be true to our government and just to our country, of which this Flag is the official emblem. Its colors are symbolic of the zeal we should display in the purity of our friendship and brotherly love; its	26
			27
			28
			29
			30

## Flag Presentation

stars of the universality of our order; its stripes of the level of equality; and its oblong shape of the traditional design of our lodges."

**WM** -- "You will place the Flag of the United States of America."

**SD** -- "Brother Color Bearer, you will place the Flag of the United States of America."

*WM uncovers with LH and all give Flag Salute in unison with WM.*

*{F-9} SS with Flag, moves 2 steps forward, turns N to clear A, then to the E, ascends dais, places Flag in stand, takes 2 steps backward, gives Flag Salute and drops hand.*

*As SS leaves line, SD & JS, SR to LH and give Flag Salute. All in Lodge drop hands in unison with SS. SS faces W, descends dais and returns to W of A, entering the line from the N and rear thereof.*

**WM** -- "Brethren, join with me in the Pledge of Allegiance to our Flag."

*All give Flag Salute, Ds & JS with Rods in LH. WM uncovers with LH. All face Flag.*

**All** -- "I pledge allegiance to the Flag of the United States of America and to the Republic for which it stands. One Nation under God, indivisible, with Liberty and Justice for all."

*All drop hands. WM recovers. Ds & JS SR to RH. WM gives (\*). SD & Ss face N & S, SD & JS GR, move at CR to places, GR, face about inward, GR, are seated and PR. JD SR to RH with others, at (\*) is seated and PR.*

## Flag Retirement

*Retiring the flag is done immediately following the JD's inform to the Ti that the L is about to be closed, and report of such to the WM. JD remains standing.*

**WM -- (\*) "Br SD."**

*SD rising, TR, moves 1 step, GR, faces S, GR, RR.*

**SD -- DG "WM." S and GR.**

**WM --** "You, with the Guard of Honor, will retire the flag of the United States of America."

{F-90} *SD faces W, GR, moves at CR to 3 feet W of A, N of the center facing S and GR.*

**SD --** "Guard of Honor."

{F-90} *SS rises without Rod -- JS rising TR. They move to and join SD at A, SS in center; on halting, JS GR. All Face E, SD & JS GR. WM rises and all salute in unison.*

**SD --** "Brother Color Bearer, retrieve the Flag of the United States of America." **WM gives (\*\*).**

{F-90} *SS moves two steps forward, turns N to clear A, then to the E, ascends dais. As SS retrieves Flag, WM uncovers with LH and all give Flag salute in unison with WM. SS removes Flag from stand and returns to A, re-entering line from E and remains facing W. SD and JS SR, about face, and advance to within 3 feet of SW in the W. JD moves at CR to OD, GR, SR to LH, gives (\*\*), opens OD. As JD stands aside, Guard of Honor faces S and moves single file through OD. As Flag moves through OD, all drop right hand in unison with WM, who recovers. Guard of Honor returns single file to A, salutes in unison with WM and return to stations. JD closes OD, GR, SR to RH, about faces inward, returns to station, turns E, GR. **WM gives (\*), all seated.***

## Closing From MM to Open EA

**Note:** This procedure is ONLY to be used on a STATED communication when there is an examination and/or a degree in a lower degree. The Lodge must then be closed in due form in the last degree worked.

WM -- (\*) "Br JD."

JD -- *Rises, gives D-G of MM* "WM." S

WM -- "The cst cr o Ms whn cvn?"

JD -- "T s tt the L i dly tld."

WM -- "Y wl atd t tt dty a ifm the Ti tt w ar abt t cls ts L o MMs a opn a L o EAs, a drt hm t tle ady."

{F-5} *JD goes to OD and gives (\*\*); answered by Ti with (\*\*); JD opens OD.*

JD -- "Br Ti, w ar abt t cls ts L o MMs a opn a L o EAs, a y ar drd t tle ady." *Ti does not respond.*

{F-5} *JD closes OD and returns to place.*

JD -- *DG of MM* "WM," S "the dty i pfd."

WM -- *Rises.* (\*\*) *All rise*

WM -- "Br SD."

SD -- *DG of MM* "WM." S

WM -- "Y wl atd a the A a ppy dpy the TGLs."

*SD goes slowly to A. WM uncovers. SD arranges A. WM recovers. SD steps back and both give DG & S of an EA, in unison. SD returns to his place.*

WM -- "I nw dcl ts L o MMs cld a ts L o EAs opd fr the dsp o bsn und the usl M rss; y wl tke d ntc a cm t ord a EAs."

*All give DG and S of an EA.*

WM -- "Br JD."

JD -- *DG of EA* "WM." S

WM -- "Ifm the Ti."

## Closing From MM to Open EA

{F-5}	<i>JD goes to OD and gives (***) ; answered by Ti with (***) ; JD opens OD.</i>			1
				2
<b>JD --</b>	<b>"Br Ti, ts L o EAs i nw opn."</b>	<i>Ti does not respond.</i>		3
{F-5}	<i>JD closes OD and returns to place.</i>			4
<b>JD --</b>	<i>DG of EA</i>	<b>"WM,"</b>	<i>S</i> <b>"the dty i pfd."</b>	5
<b>WM -- (*)</b>	<i>Seats Lodge.</i>			6
				7
				8
				9
				10
				11
				12
				13
				14
				15
				16
				17
				18
				19
				20
				21
				22
				23
				24
				25
				26
				27
				28
				29
				30

## Closing From MM to Open FC

**Note:** This procedure is ONLY to be used on a STATED communication when there is an examination and/or a degree in a lower degree. The Lodge must then be closed in due form in the last degree worked.

WM -- (\*) "Br JD."

JD -- *Rises, gives D-G of MM* "WM." S

WM -- "The cst cr o Ms whn cvn?"

JD -- "T s tt the L i dly tld."

WM -- "Y wl atd t tt dty a ifm the Ti tt w ar abt t cls ts L o MMs a opn a L o FCs, a drt hm t fle ady."

{F-5} *JD goes to OD and gives (\*\*); answered by Ti with (\*\*); JD opens OD.*

JD -- "Br Ti, w ar abt t cls ts L o MMs a opn a

L o FCs, a y ar drd t fle ady." *Ti does not respond.*

{F-5} *JD closes OD and returns to place.*

JD -- *DG of MM* "WM," S "the dty i pfd."

WM -- *Rises.* (\*\*) *All rise*

WM -- "Br SD."

SD -- *DG of MM* "WM." S

WM -- "Y wl atd a the A a ppy dpy the TGLs."

*SD goes slowly to A. WM uncovers. SD arranges A.*

{F-7} *WM recovers. SD steps back and both give DG & S of a FC, in unison. SD returns to his place.*

WM -- "I nw dcl ts L o MMs cld a ts L o FCs opd fr the dsp o bsn und the usl M rss; y wl tke d ntc a cm t ord a FCs."

*All give DG and S of FC.*

WM -- "Br JD."

JD -- *DG of FC* "WM." S

WM -- "Ifm the Ti."



## Closing From MM to Open EA

{F-5}	<i>JD goes to OD and gives (***) ; answered by Ti with (***) ; JD opens OD.</i>			1
				2
<b>JD --</b>	<b>"Br Ti, ts L o FCs i nw opn."</b>	<i>Ti does not respond.</i>		3
{F-5}	<i>JD closes OD and returns to place.</i>			4
<b>JD --</b>	<i>DG of FC</i>	<b>"WM,"</b>	<i>S</i> <b>"the dty i pfd."</b>	5
<b>WM -- (*)</b>	<i>Seats Lodge.</i>			6
				7
				8
				9
				10
				11
				12
				13
				14
				15
				16
				17
				18
				19
				20
				21
				22
				23
				24
				25
				26
				27
				28
				29
				30

## Closing From FC to Open EA

**Note:** This procedure is ONLY to be used on a STATED communication when there is an examination and/or a degree in a lower degree. The Lodge must then be closed in due form in the last degree worked.

WM -- (\*) "Br JD."

JD -- *Rises, gives D-G of FC* "WM." S

WM -- "The cst cr o Ms whn cvn?"

JD -- "T s tt the L i dly tld."

WM -- "Y wl atd t tt dty a ifm the Ti tt w ar abt t cls ts L o FCs a opn a L o EAs, a drt hm t tle ady."

{F-5} *JD goes to OD and gives (\*\*); answered by Ti with (\*\*); JD opens OD.*

JD -- "Br Ti, w ar abt t cls ts L o FCs a opn a L o EAs, a y ar drd t tle ady."

*Ti does not respond.*

{F-5} *JD closes OD and returns to place.*

JD -- *DG of FC* "WM," S "the dty i pfd."

WM -- *Rises.* (\*\*) *All rise*

WM -- "Br SD."

SD -- *DG of FC* "WM." S

WM -- "Y wl atd a the A a ppy dpy the TGLs."

*SD goes slowly to A. WM uncovers. SD arranges A. WM recovers. SD steps back and both give DG & S of an EA, in unison. SD returns to his place.*

WM -- "I nw dcl ts L o FCs cld a ts L o EAs opd fr the dsp o bsn und the usl M rss; y wl tke d ntc a cm t ord a EAs."

*All give DG and S of an EA.*

WM -- "Br JD."

JD -- *DG of EA* "WM." S

WM -- "Ifm the Ti."

## Closing From FC to Open EA

{F-5}	<i>JD goes to OD and gives (***) ; answered by Ti with (***) ; JD opens OD.</i>			1	
				2	
<b>JD --</b>	<b>"Br Ti, ts L o EAs i nw opn."</b>	<i>Ti does not respond.</i>		3	
{F-5}	<i>JD closes OD and returns to place.</i>			4	
<b>JD --</b>	<i>DG of EA</i>	<b>"WM,"</b>	<i>S</i>	<b>"the dty i pfd."</b>	5
<b>WM -- (*)</b>	<i>Seats Lodge.</i>			6	
				7	
				8	
				9	
				10	
				11	
				12	
				13	
				14	
				15	
				16	
				17	
				18	
				19	
				20	
				21	
				22	
				23	
				24	
				25	
				26	
				27	
				28	
				29	
				30	

## Closing From EA to Open FC

**Note:** This procedure is ONLY to be used on a STATED communication when there is an examination and/or a degree in a lower degree. The Lodge must then be closed in due form in the last degree worked.

WM -- (\*) "Br JD."

JD -- *Rises, gives D-G of EA* "WM." S

WM -- "The cst cr o Ms whn cvn?"

JD -- "T s tt the L i dly tld."

WM -- "Y wl atd t tt dty a ifm the Ti tt w ar abt t cls ts L o EAs a opn a L o FCs, a drt hm t tle ady."

{F-5} *JD goes to OD and gives (\*\*); answered by Ti with (\*\*); JD opens OD.*

JD -- "Br Ti, w ar abt t cls ts L o EAs a opn a

L o FCs, a y ar drd t tle ady." *Ti does not respond.*

{F-5} *JD closes OD and returns to place.*

JD -- *DG of EA* "WM," S "the dty i pfd."

*Purge, if necessary. See pg. 67, line 23.*

WM -- *Rises.* (\*\*) *All rise*

WM -- "Br SD."

SD -- *DG of EA* "WM." S

WM -- "Y wl atd a the A a ppy dpy the TGLs."

*SD goes slowly to A. WM uncovers. SD arranges A.*

{F-7} *WM recovers. SD steps back and both give DG & S of a FC, in unison. SD returns to his place.*

WM -- "I nw dcl ts L o EAs cld a ts L o FCs opd fr the dsp o bsn und the usl M rss; y wl tke d ntc a cm t ord a FCs."

*All give DG and S of FC.*

WM -- "Br JD."

JD -- *DG of FC* "WM." S

## Closing From EA to Open FC

**WM -- "Ifm the Ti."**

{F-5} *JD goes to OD and gives (\*\*\*); answered by Ti with (\*\*\*); JD opens OD.*

**JD -- "Br Ti, ts L o FCs i nw opn."** *Ti does not respond.*

{F-5} *JD closes OD and returns to place.*

**JD --** *DG of FC* **"WM,"** *S* **"the dty i pfd."**

**WM -- (\*)** *Seats Lodge.*

1  
2  
3  
4  
5  
6  
7  
8  
9  
10  
11  
12  
13  
14  
15  
16  
17  
18  
19  
20  
21  
22  
23  
24  
25  
26  
27  
28  
29  
30

## Calling Down From MM to EA

<b>WM</b>	--	(*)	"Br JD."		1
<b>JD</b>	--		<span style="border: 1px solid black; padding: 2px;"><i>Rises, gives D-G of MM</i></span>	"WM." <span style="border: 1px solid black; padding: 2px;">S</span>	2
<b>WM</b>	--		"The cst cr o Ms whn cvn?"		3
<b>JD</b>	--		"T s tt the L i dly tld."		4
<b>WM</b>	--		"Y wl atd t tt dty a ifm the Ti tt w ar abt t dpn wth lbr i the MM deg a opn a L o EAs, a drt hm t tle ady."		5 6 7
{F-5}			<i>JD goes to OD and gives (**); answered by Ti with (**); JD opens OD.</i>		8 9
<b>JD</b>	--		"Br Ti, w ar abt t dpn wth lbr i the MM deg a opn a L o EAs, a y ar drd t tle ady."	<span style="border: 1px solid black; padding: 2px;"><i>Ti does not respond.</i></span>	10 11
{F-5}			<i>JD closes OD and returns to place.</i>		12
<b>JD</b>	--		<span style="border: 1px solid black; padding: 2px;"><i>DG of MM</i></span>	"WM," <span style="border: 1px solid black; padding: 2px;">S</span> "the dty i pfd."	13
<b>WM</b>	--		<span style="border: 1px solid black; padding: 2px;"><i>Rises.</i></span> ( ** ) <span style="border: 1px solid black; padding: 2px;"><i>All rise</i></span>		14
<b>WM</b>	--		"Br SD."		15
<b>SD</b>	--		<span style="border: 1px solid black; padding: 2px;"><i>DG of MM</i></span>	"WM." <span style="border: 1px solid black; padding: 2px;">S</span>	16
<b>WM</b>	--		"Y wl atd a the A a ppy dpy the TGLs."		17
{F-7}			<i>SD goes slowly to A. WM uncovers. SD arranges A. WM recovers. SD steps back and both give DG &amp; S of an EA, in unison. SD returns to his place.</i>		18 19 20
<b>WM</b>	--		"I nw dcl lbr i the MM deg dpd wth a ts L o EAs opd fr the dsp o bsn und the usl M rss; y wl tke d ntc a cm t ord a EAs."		21 22 23
			<i>All give DG and S of an EA.</i>		24
<b>WM</b>	--		"Br JD."		25
<b>JD</b>	--		<span style="border: 1px solid black; padding: 2px;"><i>DG of EA</i></span>	"WM." <span style="border: 1px solid black; padding: 2px;">S</span>	26
<b>WM</b>	--		"Ifm the Ti."		27
{F-5}			<i>JD goes to OD and gives (**); answered by Ti with (**); JD opens OD.</i>		28 29
<b>JD</b>	--		"Br Ti, ts L o EAs i nw opn."	<span style="border: 1px solid black; padding: 2px;"><i>Ti does not respond.</i></span>	30

## Calling Down From MM to EA

{F-5}	<i>JD closes OD and returns to place.</i>			1	
<b>JD</b> --	<i>DG of EA</i>	"WM,"	<i>S</i>	"the dty i pfd."	2
<b>WM</b> -- (*)	<i>Seats Lodge.</i>			3	
					4
					5
					6
					7
					8
					9
					10
					11
					12
					13
					14
					15
					16
					17
					18
					19
					20
					21
					22
					23
					24
					25
					26
					27
					28
					29
					30

## Calling Down From MM to FC

	<b>WM -- (*) "Br JD."</b>		1
	<b>JD --</b> <span style="border: 1px solid black; padding: 2px;"><i>Rises, gives D-G of MM</i></span> <b>"WM."</b> <span style="border: 1px solid black; padding: 2px;">S</span>		2
	<b>WM -- "The cst cr o Ms whn cvn?"</b>		3
	<b>JD -- "T s tt the L i dly tld."</b>		4
	<b>WM -- "Y wl atd t tt dty a ifm the Ti tt w ar abt t dpn wth lbr i the MM deg a opn a L o FCs, a drt hm t tle ady."</b>		5 6 7
{F-5}	<i>JD goes to OD and gives (**); answered by Ti with (**); JD opens OD.</i>		8 9
	<b>JD -- "Br Ti, w ar abt t dpn wth lbr i the MM deg a opn a L o FCs, a y ar drd t tle ady."</b>	<span style="border: 1px solid black; padding: 2px;"><i>Ti does not respond.</i></span>	10 11
{F-5}	<i>JD closes OD and returns to place.</i>		12
	<b>JD --</b> <span style="border: 1px solid black; padding: 2px;"><i>DG of MM</i></span> <b>"WM,"</b> <span style="border: 1px solid black; padding: 2px;">S</span> <b>"the dty i pfd."</b>		13
	<b>WM --</b> <span style="border: 1px solid black; padding: 2px;"><i>Rises.</i></span> <span style="border: 1px solid black; padding: 2px;">(**)</span> <span style="border: 1px solid black; padding: 2px;"><i>All rise</i></span>		14
	<b>WM -- "Br SD."</b>		15
	<b>SD --</b> <span style="border: 1px solid black; padding: 2px;"><i>DG of MM</i></span> <b>"WM."</b> <span style="border: 1px solid black; padding: 2px;">S</span>		16
	<b>WM -- "Y wl atd a the A a ppy dpy the TGLs."</b>		17
	<i>SD goes slowly to A. WM uncovers. SD arranges A. WM recovers. SD steps back and both give DG &amp; S of a FC, in unison. SD returns to his place.</i>		18 19 20
	<b>WM -- "I nw dcl lbr i the MM deg dpd wth a ts L o FCs opd fr the dsp o bsn und the usl M rss; y wl tke d ntc a cm t ord a FCs."</b>		21 22 23
	<i>All give DG and S of an FC.</i>		24
	<b>WM -- "Br JD."</b>		25
	<b>JD --</b> <span style="border: 1px solid black; padding: 2px;"><i>DG of FC</i></span> <b>"WM."</b> <span style="border: 1px solid black; padding: 2px;">S</span>		26
	<b>WM -- "Ifm the Ti."</b>		27
{F-5}	<i>JD goes to OD and gives (**); answered by Ti with (**); JD opens OD.</i>		28 29
	<b>JD -- "Br Ti, ts L o FCs i nw opn."</b>	<span style="border: 1px solid black; padding: 2px;"><i>Ti does not respond.</i></span>	30



## Calling Down From MM to FC

{F-5}	<i>JD closes OD and returns to place.</i>			1	
<b>JD</b> --	<i>DG of FC</i>	"WM,"	<i>S</i>	"the dty i pfd."	2
<b>WM</b> -- (*)	<i>Seats Lodge.</i>			3	
					4
					5
					6
					7
					8
					9
					10
					11
					12
					13
					14
					15
					16
					17
					18
					19
					20
					21
					22
					23
					24
					25
					26
					27
					28
					29
					30

## Calling Down From FC to EA

- WM -- (\*) "Br JD." 1
- JD -- *Rises, gives D-G of FC* "WM." S 2
- WM -- "The cst cr o Ms whn cvn?" 3
- JD -- "T s tt the L i dly tld." 4
- WM -- "Y wl atd t tt dty a ifm the Ti tt w ar abt t dpn wth  
lbr i the FC deg a opn a L o EAs, a drt hm t tle  
ady." 5  
6  
7
- {F-5} *JD goes to OD and gives (\*\*); answered by Ti with  
(\*\*); JD opens OD.* 8  
9
- JD -- "Br Ti, w ar abt t dpn wth lbr i the FC deg a opn a  
L o EAs, a y ar drd t tle ady." *Ti does not respond.* 10  
11
- {F-5} *JD closes OD and returns to place.* 12
- JD -- *DG of FC* "WM," S "the dty i pfd." 13
- WM -- *Rises.* (\*\*) *All rise* 14
- WM -- "Br SD." 15
- SD -- *DG of FC* "WM." S 16
- WM -- "Y wl atd a the A a ppy dpy the TGLs." 17
- SD goes slowly to A. WM uncovers. SD arranges A.  
(F-7) WM recovers. SD steps back and both give DG & S of  
an EA, in unison. SD returns to his place.* 18  
19  
20
- WM -- "I nw dcl lbr i the FC deg dpd wth a ts L o EAs  
opd fr the dsp o bsn und the usl M rss; y wl tke d ntc  
a cm t ord a EAs." 21  
22  
23
- All give DG and S of an EA.* 24
- WM -- "Br JD." 25
- JD -- *DG of EA* "WM." S 26
- WM -- "Ifm the Ti." 27
- {F-5} *JD goes to OD and gives (\*\*); answered by Ti with  
(\*\*); JD opens OD.* 28  
29
- JD -- "Br Ti, ts L o EAs i nw opn." *Ti does not respond.* 30

## Calling Down From FC to EA

{F-5}	<i>JD closes OD and returns to place.</i>			1	
<b>JD</b> --	<i>DG of EA</i>	"WM,"	<i>S</i>	"the dty i pfd."	2
<b>WM</b> -- (*)	<i>Seats Lodge.</i>			3	
				4	
				5	
				6	
				7	
				8	
				9	
				10	
				11	
				12	
				13	
				14	
				15	
				16	
				17	
				18	
				19	
				20	
				21	
				22	
				23	
				24	
				25	
				26	
				27	
				28	
				29	
				30	

## Resuming Labor in FC from EA

<b>WM --</b>	(*)	<b>"Br JD."</b>	1
<b>JD --</b>		<span style="border: 1px solid black; padding: 2px;"><i>Rises, gives D-G of EA.</i></span> <b>"WM."</b> <span style="border: 1px solid black; padding: 2px;">S</span>	2
<b>WM --</b>		<b>"The cst cr o Ms whn cvn?"</b>	3
<b>JD --</b>		<b>"T s tt the L i dly tld."</b>	4
<b>WM --</b>		<b>"Y wl atd t tt dty a ifm the Ti tt w ar abt t cls ts L o EAs a rsm lbr i the FC deg, a drt hm t tle ady."</b>	5
{F-5}		<span style="border: 1px solid black; padding: 2px;"><i>JD goes to OD and gives (***) ; answered by Ti with (***) ; JD opens OD.</i></span>	7
			8
<b>JD --</b>		<b>"Br Ti, w ar abt t cls ts L o EAs a rsm lbr i the FC deg, a y ar drd t tle ady."</b> <span style="border: 1px solid black; padding: 2px;"><i>Ti does not respond.</i></span>	9
{F-5}		<span style="border: 1px solid black; padding: 2px;"><i>JD closes OD and returns to place.</i></span>	10
<b>JD --</b>		<span style="border: 1px solid black; padding: 2px;"><i>DG of EA.</i></span> <b>"WM,"</b> <span style="border: 1px solid black; padding: 2px;">S</span> <b>"the dty i pfd."</b>	11
		<span style="border: 1px solid black; padding: 2px;"><i>Purge, if necessary. See pg. 67, line 23.</i></span>	12
<b>WM --</b>		<span style="border: 1px solid black; padding: 2px;"><i>Rises.</i></span> <span style="border: 1px solid black; padding: 2px;">( ***)</span> <span style="border: 1px solid black; padding: 2px;"><i>All rise</i></span>	13
<b>WM --</b>		<b>"Br SD."</b>	14
<b>SD --</b>		<span style="border: 1px solid black; padding: 2px;"><i>DG of EA.</i></span> <b>"WM."</b> <span style="border: 1px solid black; padding: 2px;">S</span>	15
<b>WM --</b>		<b>"Y wl atd a the A a ppy dpy the TGLs."</b>	16
		<span style="border: 1px solid black; padding: 2px;"><i>SD goes slowly to A. WM uncovers. SD arranges A.</i></span>	17
{F-7}		<span style="border: 1px solid black; padding: 2px;"><i>WM recovers. SD steps back and both give DG &amp; S of a FC, in unison. SD returns to his place.</i></span>	18
			19
<b>WM --</b>		<b>"I nw dcl ts L o EAs cld a lbr rsm i the FC deg fr the dsp o bsn; y wl tke d ntc a cm t ord a FCs."</b>	20
		<span style="border: 1px solid black; padding: 2px;"><i>All give DG and S of FC.</i></span>	21
<b>WM --</b>		<b>"Br JD."</b>	22
<b>JD --</b>		<span style="border: 1px solid black; padding: 2px;"><i>DG of FC</i></span> <b>"WM."</b> <span style="border: 1px solid black; padding: 2px;">S</span>	23
<b>WM --</b>		<b>"Ifm the Ti."</b>	24
{F-5}		<span style="border: 1px solid black; padding: 2px;"><i>JD goes to OD and gives (***) ; answered by Ti with (***) ; JD opens OD.</i></span>	25
			26
<b>JD --</b>		<b>"Br Ti, ts L o FCs i nw opn."</b> <span style="border: 1px solid black; padding: 2px;"><i>Ti does not respond.</i></span>	27
{F-5}		<span style="border: 1px solid black; padding: 2px;"><i>JD closes OD and returns to place.</i></span>	28
			29
			30

## Resuming Labor in FC from EA

JD --	<i>DG of FC</i>	"WM,"	<i>S</i>	"the dty i pfd."	1
WM -- (*)	<i>Seats Lodge.</i>				2
					3
					4
					5
					6
					7
					8
					9
					10
					11
					12
					13
					14
					15
					16
					17
					18
					19
					20
					21
					22
					23
					24
					25
					26
					27
					28
					29
					30

## Resuming Labor in MM from EA

WM -- (*) "Br JD."									1
JD --	<i>Rises, gives D-G of EA.</i>	"WM."	S						2
WM -- "The cst cr o Ms whn cvn?"									3
JD -- "T s tt the L i dly tld."									4
WM -- "Y wl atd t tt dty a ifm the Ti tt w ar abt t cls ts L o EAs a rsm lbr i the MM deg, a drt hm t tle ady."									5
{F-5}	<i>JD goes to OD and gives (**); answered by Ti with (**); JD opens OD.</i>								6
									7
JD -- "Br Ti, w ar abt t cls ts L o EAs a rsm lbr i the MM deg, a y ar drd t tle ady."									8
								<i>Ti does not respond.</i>	9
{F-5}	<i>JD closes OD and returns to place.</i>								10
JD --	<i>DG of EA.</i>	"WM,"	S	"the dty i pfd."					11
	<i>Purge, if necessary. See pg. 100 line 23.</i>								12
WM --	<i>Rises.</i>	( ** )	<i>All rise</i>						13
WM -- "Br SD."									14
SD --	<i>DG of EA.</i>	"WM."	S						15
WM -- "Y wl atd a the A a ppy dpy the TGLs."									16
	<i>SD goes slowly to A. WM uncovers. SD arranges A.</i>								17
{F-7}	<i>WM recovers. SD steps back and both give DG &amp; S of a MM, in unison. SD returns to his place.</i>								18
									19
WM -- "I nw dcl ts L o EAs cld a lbr rsm i the MM deg fr the dsp o bsn; y wl tke d ntc a cm t ord a MMs."									20
	<i>All give DG and S of MM.</i>								21
WM -- "Br JD."									22
JD --	<i>DG of MM</i>	"WM."	S						23
WM -- "Ifm the Ti."									24
{F-5}	<i>JD goes to OD and gives (**); answered by Ti with (**); JD opens OD.</i>								25
									26
JD -- "Br Ti, ts L o MMs i nw opn."								<i>Ti does not respond.</i>	27
{F-5}	<i>JD closes OD and returns to place.</i>								28
									29
									30

## Resuming Labor in MM from EA

JD --	<i>DG of MM</i>	"WM,"	<i>S</i>	"the dty i pfd."	1
WM -- (*)	<i>Seats Lodge.</i>				2
					3
					4
					5
					6
					7
					8
					9
					10
					11
					12
					13
					14
					15
					16
					17
					18
					19
					20
					21
					22
					23
					24
					25
					26
					27
					28
					29
					30

Resuming Labor in MM from EA

WM -- (*) "Br JD."									1
JD --	<i>Rises, gives D-G of FC.</i>	"WM."	S						2
WM -- "The cst cr o Ms whn cvn?"									3
JD -- "T s tt the L i dly tld."									4
WM -- "Y wl atd t tt dty a ifm the Ti tt w ar abt t cls ts L o FCs a rsm lbr i the MM deg, a drt hm t tle ady."									5
{F-5}	<i>JD goes to OD and gives (**); answered by Ti with (**); JD opens OD.</i>								6
									7
JD -- "Br Ti, w ar abt t cls ts L o FCs a rsm lbr i the MM deg, a y ar drd t tle ady."									8
								<i>Ti does not respond.</i>	9
{F-5}	<i>JD closes OD and returns to place.</i>								10
JD --	<i>DG of FC.</i>	"WM,"	S	"the dty i pfd."					11
	<i>Purge, if necessary. See pg. 100, line 23.</i>								12
WM --	<i>Rises.</i>	( ** )	<i>All rise</i>						13
WM -- "Br SD."									14
SD --	<i>DG of FC.</i>	"WM."	S						15
WM -- "Y wl atd a the A a ppy dpy the TGLs."									16
	<i>SD goes slowly to A. WM uncovers. SD arranges A.</i>								17
{F-7}	<i>WM recovers. SD steps back and both give DG &amp; S of a MM, in unison. SD returns to his place.</i>								18
									19
WM -- "I nw dcl ts L o FCs cld a lbr rsm i the MM deg fr the dsp o bsn; y wl tke d ntc a cm t ord a MMs."									20
	<i>All give DG and S of MM.</i>								21
WM -- "Br JD."									22
JD --	<i>DG of MM</i>	"WM."	S						23
WM -- "Ifm the Ti."									24
{F-5}	<i>JD goes to OD and gives (**); answered by Ti with (**); JD opens OD.</i>								25
									26
JD -- "Br Ti, ts L o MMs i nw opn."								<i>Ti does not respond.</i>	27
									28
									29
									30



## Resuming Labor in MM from EA

{F-5}	<i>JD closes OD and returns to place.</i>			1
JD --	<i>DG of MM</i>	"WM,"	<i>S</i> "the dty i pfd."	2
WM -- (*)	<i>Seats Lodge.</i>			3
				4
				5
				6
				7
				8
				9
				10
				11
				12
				13
				14
				15
				16
				17
				18
				19
				20
				21
				22
				23
				24
				25
				26
				27
				28
				29
				30

## Balloting Procedure

*Interview committee report is read, if applicable.  
Use appropriate Other Announcements & Responses  
found on page 190, where applicable.*

**WM -- "Br SD."**

*SD rises without Rod, takes 1 step, faces S.*

**SD --** *DG*      **"WM."**      *S*

**WM -- "You will prepare the ballot box and display it in  
the South, West, and East."**

*SD secures box from a convenient position, carries it  
clockwise around L, passing between E and A to JW  
{F-10} who, rising, inspects it; then to SW who, rising, also  
{F-11} inspects it; and to WM who, rising, likewise inspects  
and opens the box for ballot.*

*WM & Ws rise to check, vote, inspect, or report  
result of ballot. Each member rises to cast his ballot.*

**WM -- "Brethren, you are about to cast your ballot on the  
petition of Mr. John A. Doe to receive the degrees  
conferred in this Lodge. A clear ballot is required  
for election. Remember, the white balls elect and  
the black cubes reject; be careful in casting your  
ballot -- make no mistake."**

*WM casts first ballot. SD moves around L clockwise;  
S, W, N, & back to WM in E, allowing ample room for  
{X-31} each to cast his ballot. After JD votes, he relieves the  
Ti to vote. SD votes on completion of the balloting.*

**WM -- "Have all voted who are entitled to do so? If so,  
I declare the ballot closed. ( \* )"**

**WM -- "Br SD, you will display the ballot in the S,  
W, & E."**

## Balloting Procedure

*SD, without response, goes clockwise around L, halts in S & W for JW & SW to inspect ballot, continues to E where WM inspects ballot, after which --*

WM -- *(If first ballot is unclear, regardless of number of negative votes.)*

**"Brethren, I fear that a mistake has been made, therefore I declare this ballot void. We will re-ballot immediately."**

*WM destroys ballot, returns ballot box to SD, and begins procedure again at line 7 on previous page.*

*(On clear ballot, or second unclear ballot, regardless of number of negative votes.)*

WM -- ( \* ) **"Br JW, how do you find the ballot in the S?"**

JW -- **"Clear in the S,"**

**"WM."**

**"Not clear in the S,"**

**"WM."**

WM -- **"How in the W, Br SW?"**

SW -- **"Clear in the W,"**

**"WM."**

**"Not clear in the W,"**

**"WM."**

WM -- **"And clear in the E. I, therefore, declare Mr. John A. Doe elected to receive the degrees conferred in this Lodge." ( \* )**

WM --  *(after second unclear ballot)* **"And not clear in the E. However, before declaring this petition rejected, the Wisconsin Masonic Code requires that accountability be established. Therefore, any person who has cast a negative vote shall, within 48 hours, identify himself and his reasons to me. Both his identity and reasons will remain strictly confidential. Failure to establish such accountability will be cause to declare the ballot clear. The declaration on this ballot will be made at a future stated communication of this Lodge." ( \* )**

## Balloting Procedure

*WM shall immediately destroy the ballot to preserve its secrecy. Response "Clear" or "Not Clear" is used only with petitions for the degrees; the "Other Responses" which follow shall be used for their respective ballots. If accountability is not established within the 48 hours, at the next stated communication --*

**WM -- "Brethren, at the last stated communication of this Lodge, I required that accountability be established under the Wisconsin Masonic Code regarding the casting of a negative vote on the petition of Mr. John A. Doe. No such accounting was made. I, therefore, declare the ballot clear and Mr. John A. Doe elected to receive the degrees conferred in this Lodge." ( \* )**

*If accountability is satisfied within the 48 hours, at a future stated communication --*

**WM -- "Brethren, at the (Date) stated communication of this Lodge I required that accountability be established under the Wisconsin Masonic Code regarding the casting of a negative vote on the petition of Mr. John A. Doe. Accordingly, such accounting has been made, but on review by the MWGM was deemed insufficient to meet Masonic standards for the rejection of the candidate. I, therefore, declare the ballot clear and Mr. John A. Doe elected to receive the degrees conferred in this Lodge." ( \* )**

***or* "Brethren, at the (Date) stated communication of this Lodge, I required that accountability be established under the Wisconsin Masonic Code**

## Balloting Procedure

regarding the casting of a negative vote on the petition of Mr. John A. Doe. Accordingly, such accounting was made and was reviewed and approved by the MWGM. I, therefore, declare the petition of Mr. John A. Doe to receive the degrees conferred in this Lodge, rejected." ( \* )

*The above is for balloting on a petition for the degrees. For other types of balloting, the ballot box is prepared, displayed, and inspected; ballots are cast and the results of them reported in the same manner; however, no re-balloting or accountability is to be had. Responses for "Other Ballots" follow.*

1  
2  
3  
4  
5  
6  
7  
8  
9  
10  
11  
12  
13  
14  
15  
16  
17  
18  
19  
20  
21  
22  
23  
24  
25  
26  
27  
28  
29  
30

## Balloting -- Other Announcements and Responses

*In all responses, JW & SW should give DG & S.*

### For Transfer

WM -- "Brethren, you are about to cast your ballot on the petition of Br. John A. Doe for membership in this Lodge. A 3/4 clear ballot is required for election. Remember, the white balls elect and the black cubes reject; be careful in casting your ballot -- make no mistake."

JW & SW -- "3/4 clear (Not 3/4 clear) in the S(W), WM."

WM -- "And 3/4 clear (Not 3/4 clear) in the E. I, therefore, declare Br. John A. Doe elected (rejected) for membership in this lodge." ( \* )

### For Restoration

*The WM is required to appoint an interview committee before balloting on any restoration exceeding 2 years.*

WM -- "Brethren, you are about to cast your ballot on the application of Br. John A. Doe for restoration in this Lodge. A 3/4 clear ballot is required for election. Remember, the white balls elect and the black cubes reject; be careful in casting your ballot -- make no mistake."

JW & SW -- "3/4 clear (Not 3/4 clear) in the S(W), WM."

WM -- "And 3/4 clear (Not 3/4 clear) in the E. I, therefore, declare Br. John A. Doe restored (not restored) to membership in this lodge." ( \* )

### For Advancement from Default

WM -- "Brethren, you are about to cast your ballot on the application for advancement of Br. John A. Doe, who is in default. A 3/4 clear ballot is required for election. Remember, the white balls elect and the

## Balloting -- Other Announcements and Responses

black cubes reject; be careful in casting your  
ballot -- make no mistake."

JW & SW -- "3/4 clear (Not 3/4 clear) in the S(W), WM."

WM -- "And 3/4 clear (Not 3/4 clear) in the E. I, therefore,  
declare Br. John A. Doe elected (rejected) for  
advancement in this lodge." ( \* )

### For Advancement Over Objection

WM -- "Brethren, you are about to cast your ballot on the  
advancement over objection of Br. John A. Doe.

A 3/4 clear ballot is required for election.

Remember, the white balls elect and the black  
cubes reject; be careful in casting your ballot --  
make no mistake."

JW & SW -- "3/4 clear (Not 3/4 clear) in the S(W), WM."

WM -- "And 3/4 clear (Not 3/4 clear) in the E. I, therefore,  
declare Br. John A. Doe elected (rejected) for  
advancement in this lodge." ( \* )

### For Plural Affiliation

WM -- "Brethren, you are about to cast your ballot on the  
petition of Br. John A. Doe for plural membership  
in this Lodge. A 3/4 clear ballot is required for  
election. Remember, the white balls elect and the  
black cubes reject; be careful in casting your  
ballot -- make no mistake."

JW & SW -- "3/4 clear (Not 3/4 clear) in the S(W), WM."

WM -- "And 3/4 clear (Not 3/4 clear) in the E. I, therefore,  
declare Br. John A. Doe elected (rejected) for  
Membership in this lodge." ( \* )

## Optional Prayer -- EA

"Almighty God, in whom alone is our trust, and whose watchful care is ever over us, bless us in the exercise of those kind and social affections Thou hast given us. May we cherish and display them as our honor and our joy. May this, our friend, who is about to become our brother, devote his life to Thy service and rightfully consider the principles of his engagements. May he be endowed with wisdom to direct him in all his ways; strength to support him in all his difficulties and beauty to adorn his moral conduct."

"Let Thy Fatherly hand ever be over him and so lead him in the knowledge and the obedience of Thy Divine Laws, that, having finished his course below, he may at last pass peaceably and joyfully to those Mansions prepared for him in Thy Temple above -- that house not made with hands, eternal in the heavens. -- Amen."

*All respond*

"So mote it be."

1  
2  
3  
4  
5  
6  
7  
8  
9  
10  
11  
12  
13  
14  
15  
16  
17  
18  
19  
20  
21  
22  
23  
24  
25  
26  
27  
28  
29  
30



## Optional Graveside Prayer -- MM 2nd Section

"O Thou Great and Glorious God, who canst alone  
defend amid the manifold dangers which beset our  
pathway through life, shield and defend us from the  
evil intentions of our enemies and support us under the  
trials and afflictions we are destined to endure while  
traveling through this vale of tears."

"And, O God, we pray that Thou wouldst raise  
this, our brother, from his fallen estate and guide him  
evermore in an upright walk and conversation. May  
the still, small voice of Thy Spirit whisper in his ear  
the words of wisdom. Let Thy Fatherly hand ever be  
about him, and do Thou, O God, direct his feet in the  
paths of peace. May his breast safely keep and guard  
the trust which friendship there reposes."

"And when at last he shall have diligently executed  
in the rough quarries of earth the designs which Thou  
hast inscribed upon his trestle-board and shall be  
stricken down by the ruthless S M of death, may he be  
raised to the life eternal, be found worthy of fellowship  
with the good, and in the Grand Lodge above be  
permitted to see Thee face to face, to worship Thee  
there in the beauty of holiness forever and ever. --  
Amen."

*All respond*

"So mote it be."

## Alternate Closing Prayers

"Supreme Grand Master, Ruler of Heaven and earth;  
now that we are about to separate and return to our  
respective places of abode, wilt Thou be pleased so to  
influence our hearts and minds that we may each one  
of us practice out of the Lodge those great moral duties  
which are inculcated in it, and with reverence study and  
obey the laws which Thou hast given us in Thy Holy  
Word. -- Amen."

*All respond* "So mote it be."

"Supreme Architect of the Universe, accept our humble  
thanks for the many mercies and blessings which Thy  
bounty has conferred on us, and especially for this  
friendly and social intercourse. Pardon, we beseech  
Thee, whatever Thou has seen amiss in us since we  
have been together; and continue to us Thy presence,  
protection and blessing. Make us sensible of the  
renewed obligation we are under to love Thee, and as  
we are about to separate and return to our respective  
places of abode, wilt Thou be pleased so to influence  
our hearts and minds that we may each one of us  
practice out of the Lodge those great moral duties  
which are inculcated in it, and with reverence study  
and obey the laws which Thou hast given us in Thy  
Holy Word. -- Amen."

*All respond* "So mote it be."

"And now may the blessing of Heaven rest upon each  
and every one of us, now and forevermore. -- Amen."

*All respond* "So mote it be."

## Alternate Apron Address -- MM

<b>WM --</b>	"My Brother, I now have the pleasure of presenting	1
	you with the Lamb-skin or White Leathern Apron.	2
	It is an emblem of innocence and the badge of a Mason,	3
	more ancient than the Golden Fleece or Roman Eagle,	4
	more honorable than the Star and Garter, or any other	5
	order that can be conferred upon you at this time, or	6
	any future period by king, prince, potentate, or any	7
	other person, except he be a Mason."	8
	"It may be that in coming years, upon your brow	9
	will rest the laurel leaves of victory; from your breast	10
	may yet hang jewels fit to grace the diadem of an	11
	eastern potentate; nay, more than these, with light	12
	added to the coming light, your ambitious feet may	13
	tread round after round of the ladder that leads to fame	14
	in our mystic circle, and even the purple of our	15
	Fraternity rest upon your honored shoulders; but never	16
	again from mortal hands -- never again until your en-	17
	franchised spirit shall have passed upward and inward	18
	through the pearly gates shall any honor so distin-	19
	guished, so emblematical of purity and of all perfection,	20
	be bestowed upon you, as this which I now confer."	21
	"Let its pure and spotless surface be to you an	22
	ever-present reminder of an unblemished purity of life	23
	and rectitude of conduct; a never-ending argument for	24
	nobler deeds, for higher thoughts, for purer actions."	25
	"And when at last your weary feet shall have come	26
	to the end of their toilsome journey, and from your	27
	nerveless grasp shall drop forever the working tools of	28
	life, may the record of your life and conduct be as pure	29
	and spotless as this fair emblem which I now place in	30

## Alternate Apron Address -- MM

your hands." 1

"It is yours -- yours to wear throughout an 2  
honorable life, and at your death to be placed upon the 3  
casket which shall enclose your lifeless remains, and 4  
with them deposited in the silent tomb." 5

"And when at last your trembling soul stands 6  
naked and alone before the Great White Throne, may 7  
it be your portion, oh, my Brother, to hear from Him 8  
who sitteth as the Judge Supreme the welcome words, 9  
"Well done, good and faithful servant. Enter, thou, into 10  
the joy of Thy Lord." 11

"I trust that you will wear it with equal pleasure 12  
to yourself and honor to the Fraternity." 13

14  
15  
16  
17  
18  
19  
20  
21  
22  
23  
24  
25  
26  
27  
28  
29  
30

## Alternate Letter 'G' "Dew Drop" Lecture -- FC

**WM** -- "Geometry, the first and noblest of sciences, is the basis upon which the superstructure of Freemasonry is erected." 1  
2  
3

"Regarding man as a rational and intelligent being, capable of enjoyment and pleasure to an extent limited only by the acquisition of useful knowledge, our Order points him to the study of the Liberal Arts and Sciences and to the possession of knowledge as the most befitting and proper occupation for the God-like endowments with which he is gifted." 4  
5  
6  
7  
8  
9  
10

"Indeed, all who frequent our Masonic Temple are charged to labor faithfully in the wide and unbounded field of human improvement, from which they are assured of reaping a most glorious harvest, a harvest of man, and in manifestation of the goodness of God. Your attention is especially directed to the science of Geometry, no royal road, 'tis true, but to one prepared with an outfit it must prove more attractive than palace walks by regal taste adorned." 11  
12  
13  
14  
15  
16  
17  
18  
19

"The ancient philosophers placed such a high estimate upon this science that all who frequented the groves of the Sacred Academy were compelled to explore its heavenly paths, and no one whose mind was unexpanded by its precepts was intrusted with the instruction of the young. Even Plato, justly deemed the first of the philosophers, when asked as to the probable occupation of Deity, replied, "He geometrizes continually." 20  
21  
22  
23  
24  
25  
26  
27

"If we consider the symmetry and order which govern all the works of creation, we must admit that Geometry pervades the universe. If, by the aid of the 28  
29  
30

## Alternate Letter 'G' "Dew Drop" Lecture -- FC

telescope, we bring the planets within the range of our  
observation, and by the microscope, view particles too  
minute for the eye, unaided, to behold, we find them all  
pursuing the several objects of their creation, in  
accordance with the fixed plan of the Almighty."

"By Geometry we may curiously trace nature  
through her various windings, to her most concealed  
recesses. By it we discover how the planets move in  
their respective orbits and demonstrate their various  
revolutions; by it we account for the return of the  
seasons and the variety of scenes which each season  
displays to the discerning eye; by it we discover the  
power, wisdom, and goodness of the Grand Artificer  
of the Universe, and view with delight the proportions  
which connect the vast machine. Numberless worlds  
are around us, all framed by the same Divine Artist,  
which roll through the vast expanse and are all  
governed by the same unerring law of nature."

"Is there not more truth than fiction in the thought  
of the ancient philosopher, that God geometrizes  
continually?"

"By geometry He rounds the dew drop; points the  
pyramidal icicle that hangs from thatch-bound roof;  
bends into a graceful curve the foaming cataract; paints  
His bow of beauty upon the canvas of a summer  
shower; assimilates the sugar to the diamond, and in  
the fissures of the earth-bound rocks, forms gorgeous  
caverns, thick-set with starry gems. By it He taught  
the bee to store its honey in prismatic cells; the wild  
goose to range her flight, and the noble eagle to wheel

1  
2  
3  
4  
5  
6  
7  
8  
9  
10  
11  
12  
13  
14  
15  
16  
17  
18  
19  
20  
21  
22  
23  
24  
25  
26  
27  
28  
29  
30

## Alternate Letter 'G' "Dew Drop" Lecture -- FC

and dart upon its prey, and the wakesome lark, God's  
earliest worshipper, to hymn its mating song in spiral  
flight. By it He forms the tender lens of the delicate  
eye, rounds the blushing cheek of beauty, curves the  
ruby lip and fashions the swelling breast that throbs in  
unison with a gushing heart. By it he paints the cheek  
of autumn's mellow fruit, forms in molds of graceful  
symmetry the gentle dove, marks the myriad circles on  
the peacock's gaudy train and decks the plumage of  
ten thousand warblers of His praise that animate the  
woody shade. By it he fashions the golden carp, decks  
the silvery perch, forms all fish of every fin and tribe  
that course the majestic ocean, cut the placid lake or  
swim in gentle brook. Nay, more, even the glassy  
element in which they dwell, when by gentle zephyrs  
stirred, sends its chasing waves in graceful curves by  
God's own finger traced in parallel -- above, beneath,  
around us, all the works of His hands, animate and in-  
animate, but prove that God geometrizes continually."

"But if man would witness the highest evidence of  
geometrical perfection, let him step out of the rude  
construction of his own hands and view the wide  
o'er-spreading canopy of the stars, whether fixed as  
centers of vast systems or all noiselessly pursuing  
their geometrical paths in accordance with the never-  
changing laws of nature. Nay, more, the vast fields of  
illimitable space are all formed of an infinitude of  
circles traced by the compass of the Almighty  
Architect, whose every work is set by the Level,  
adjusted by the Plumb, and perfected by the Square.

## Alternate Letter 'G' "Dew Drop" Lecture -- FC

Do this, my brother, and you must admit with Plato, that God geometrizes continually, and be assured with Job, the He who stretcheth the earth upon emptiness and fixeth the foundation thereof upon nothing, so it cannot be moved, can bind the sweet influence of Pleiades or loose the bands of Orion."

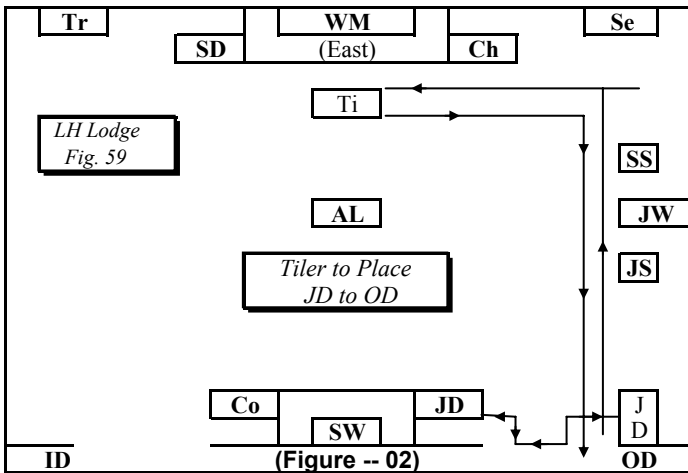
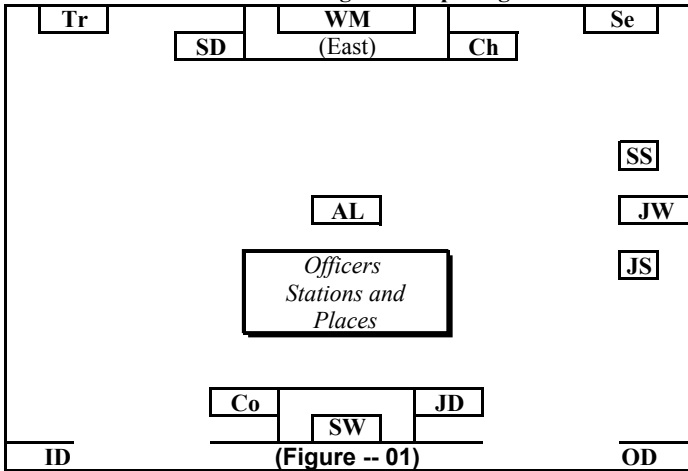
"A survey of Nature, and the observation of her beautiful proportions, first determined man to imitate the Divine plan, and study symmetry and order. This gave rise to societies, and birth to every useful art. The architect began to design, and the plans which he laid down, being improved by experience and time, have produced works which are the admiration of every age."

"The lapse of time, the ruthless hand of ignorance, and the devastations of war, have laid waste and destroyed many valuable monuments of antiquity on which the utmost exertions of human genius have been employed. Even the Temple of Solomon, so spacious and magnificent and constructed by so many celebrated artists, escaped not the unsparing ravages of barbarous force. Freemasonry, notwithstanding, has still survived. The attentive ear receives the sound from the instructive tongue, and the mysteries of Freemasonry are safely lodged in the repository of faithful breasts. Tools and implements of architecture, and symbolic emblems most expressive, are selected by the fraternity to imprint on the mind wise and serious truths; and thus, through a succession of ages are transmitted, unimpaired, the most excellent tenets of our institution."

1  
2  
3  
4  
5  
6  
7  
8  
9  
10  
11  
12  
13  
14  
15  
16  
17  
18  
19  
20  
21  
22  
23  
24  
25  
26  
27  
28  
29  
30

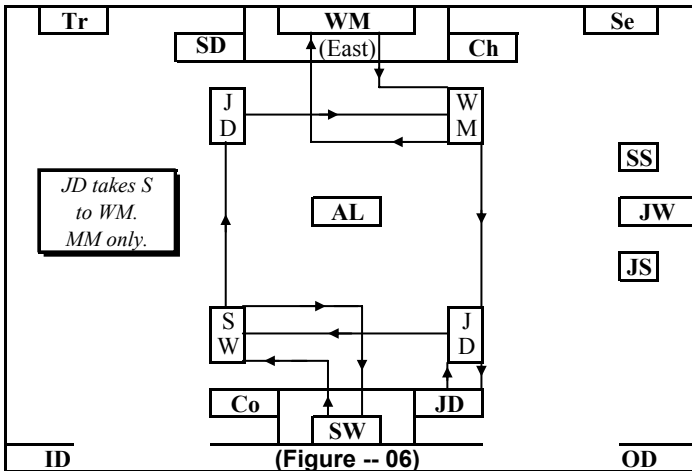
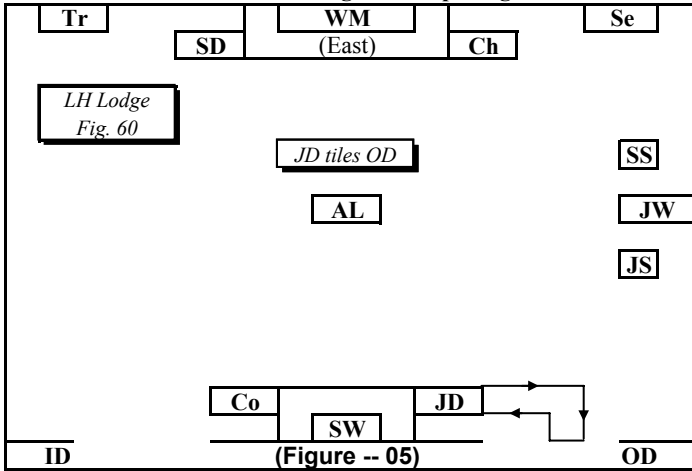


### Floorwork Diagram -- Opening

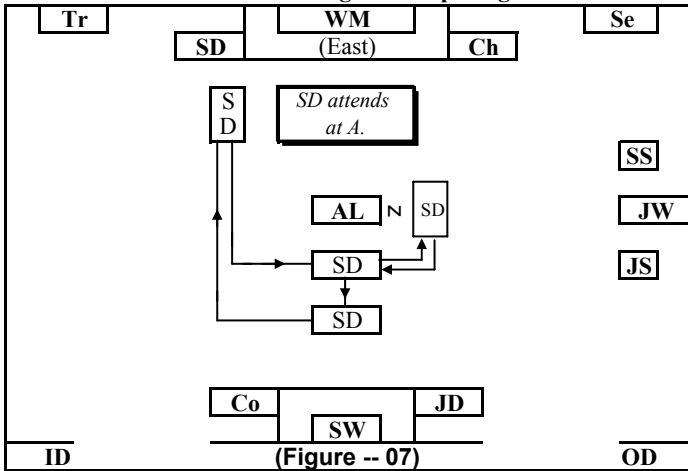




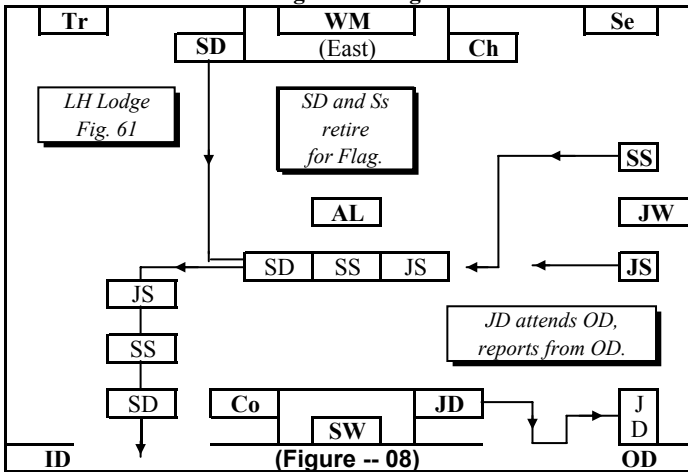
### Floorwork Diagram -- Opening



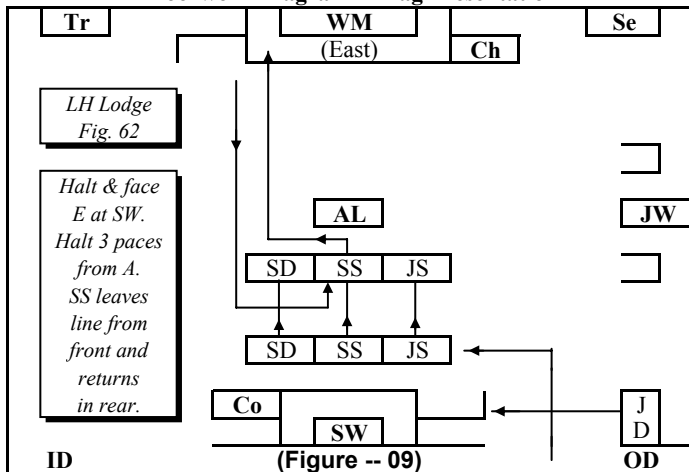
### Floorwork Diagram -- Opening



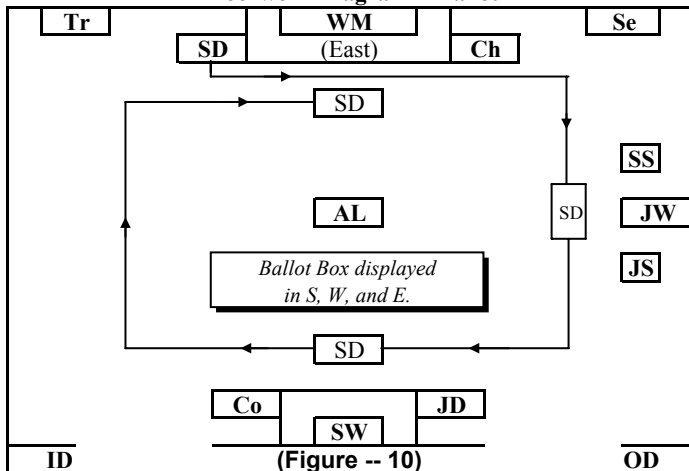
### Floorwork Diagram -- Flag Presentation



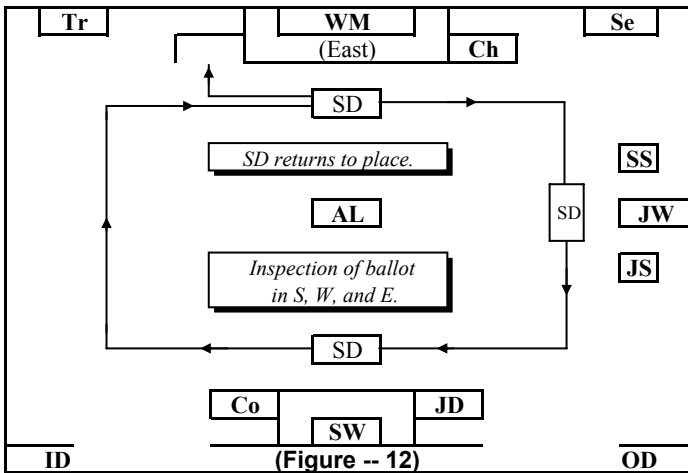
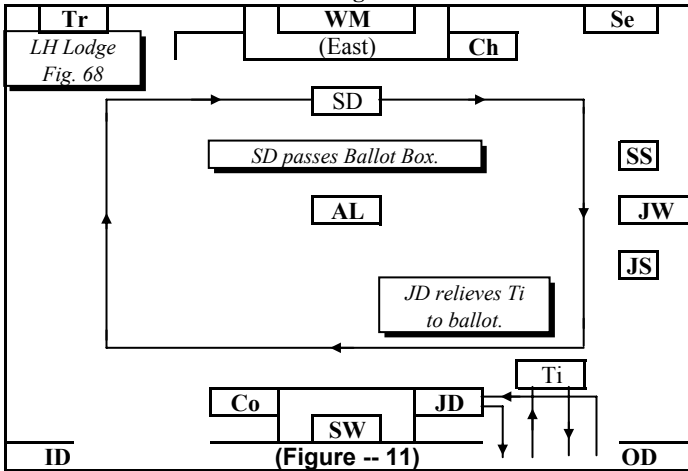
### Floorwork Diagram -- Flag Presentation



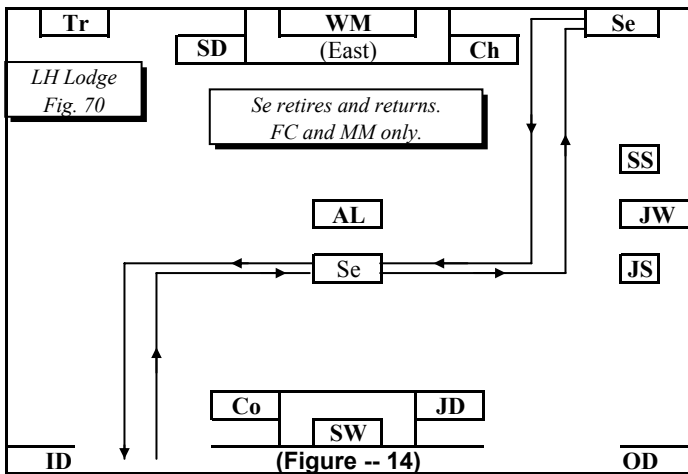
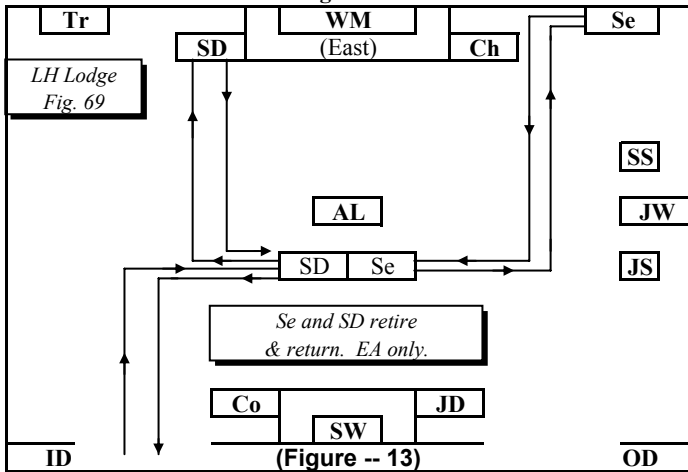
### Floorwork Diagram -- Ballot



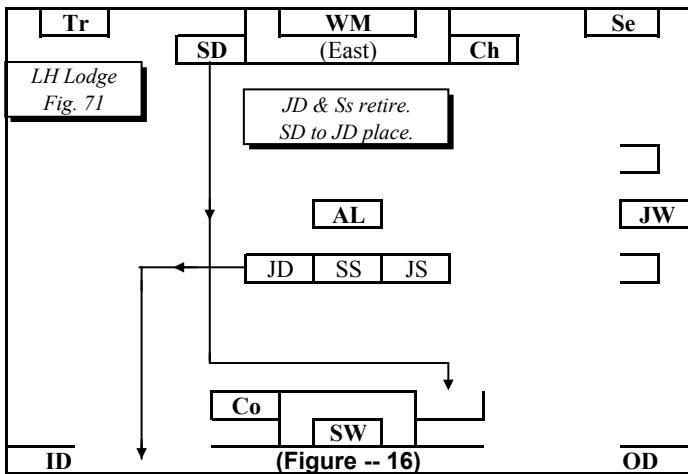
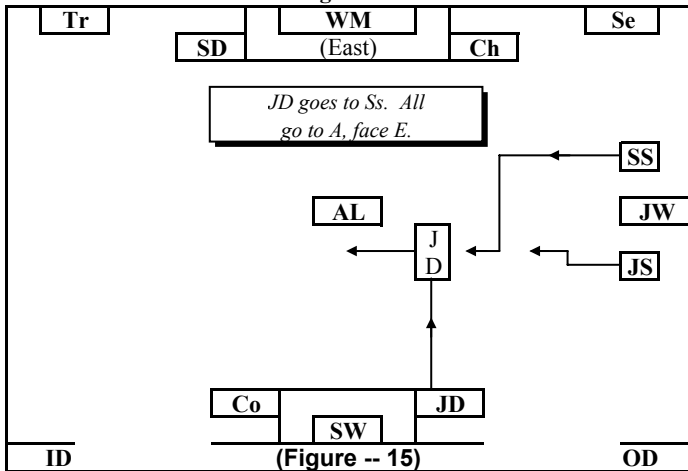
### Floorwork Diagram -- Ballot



### Floorwork Diagram -- First Section

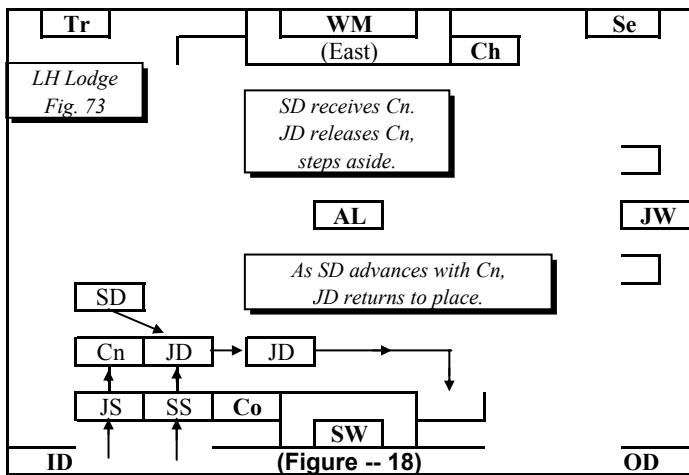
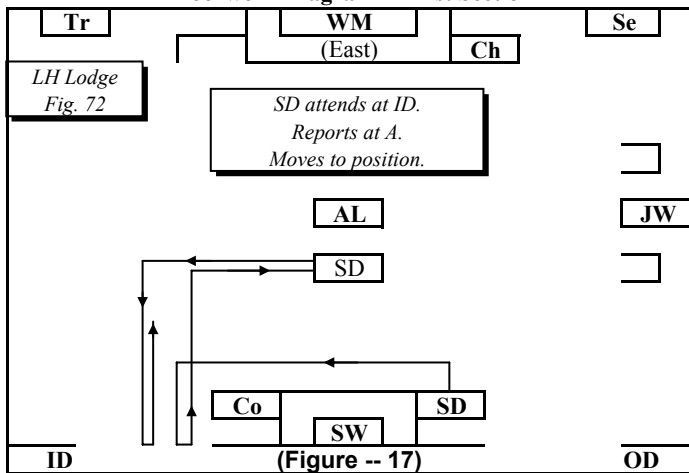


### Floorwork Diagram -- First Section

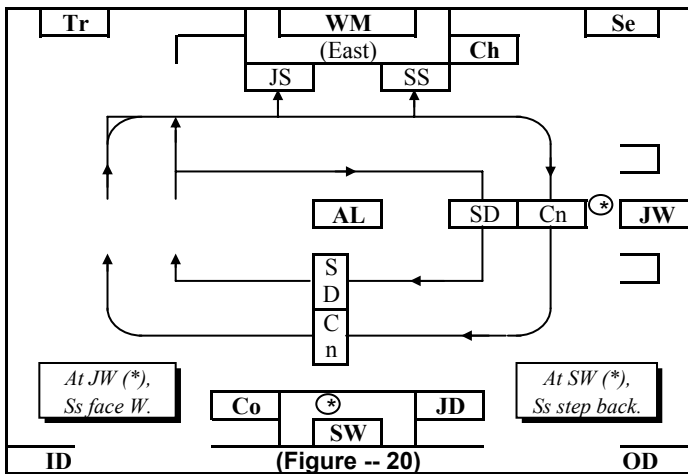
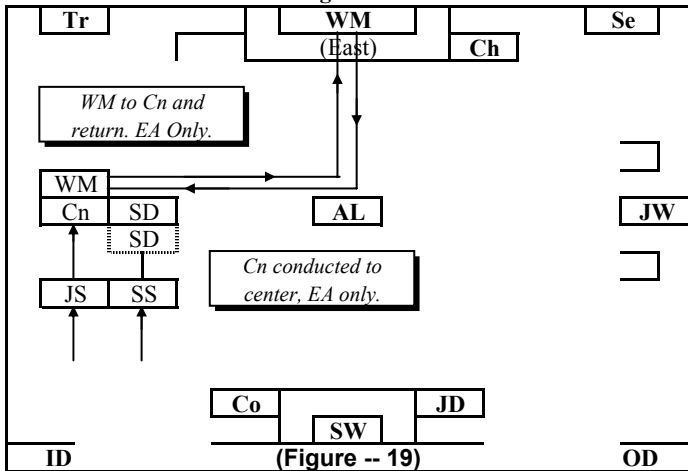




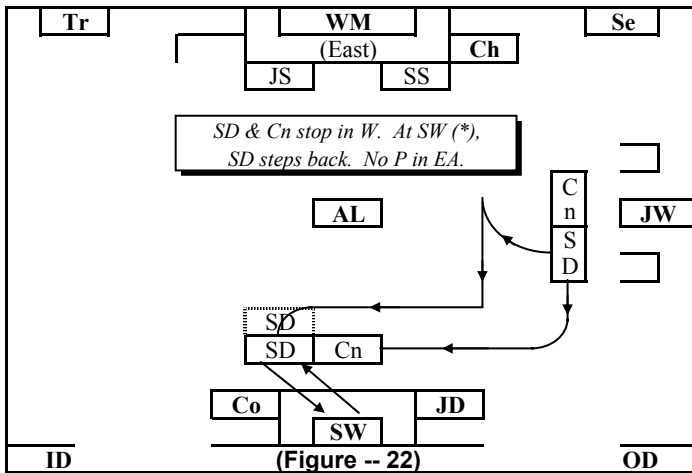
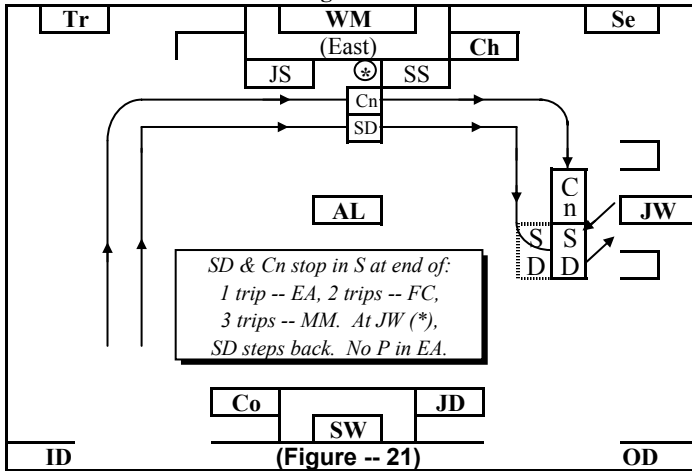
### Floorwork Diagram -- First Section



### Floorwork Diagram -- First Section

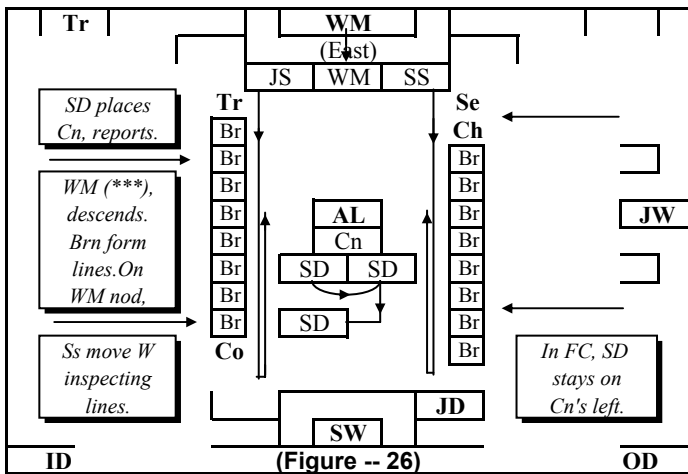
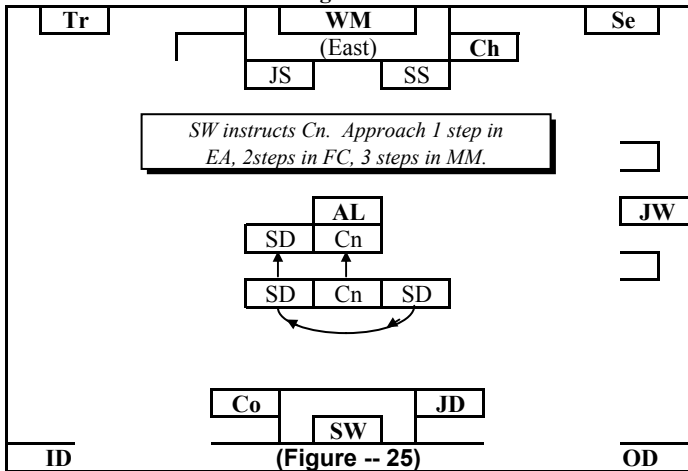


### Floorwork Diagram -- First Section

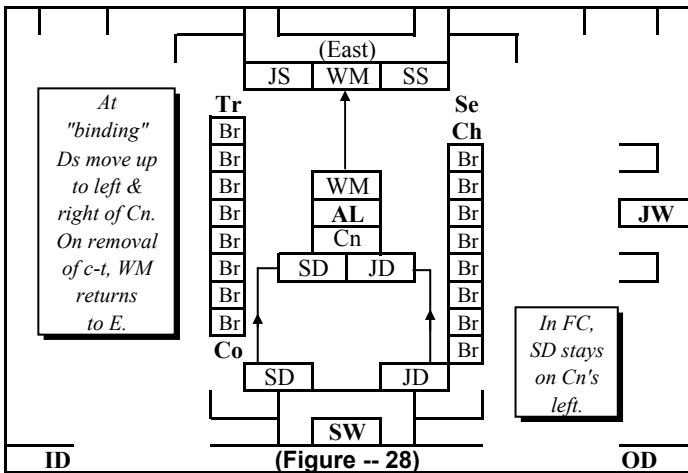
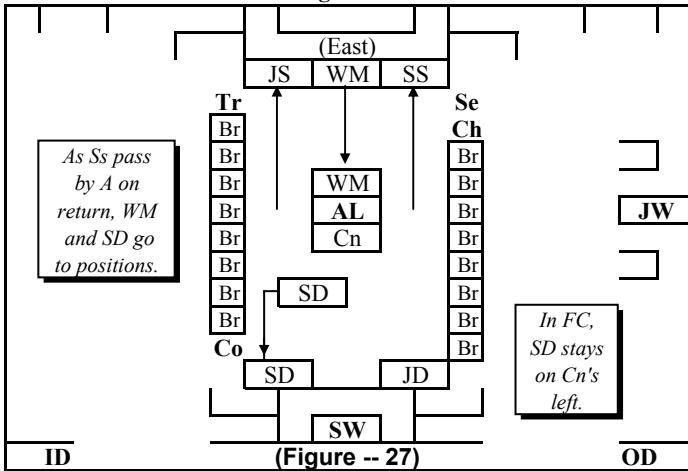




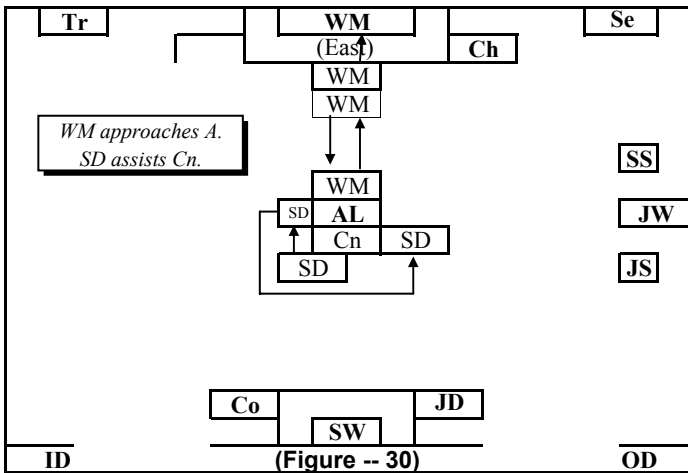
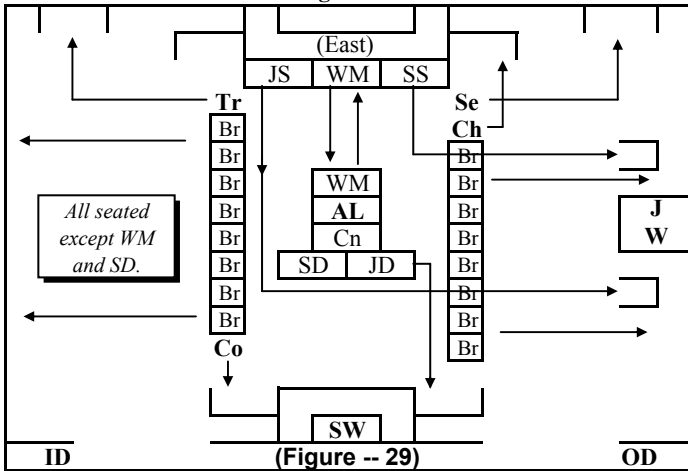
### Floorwork Diagram -- First Section



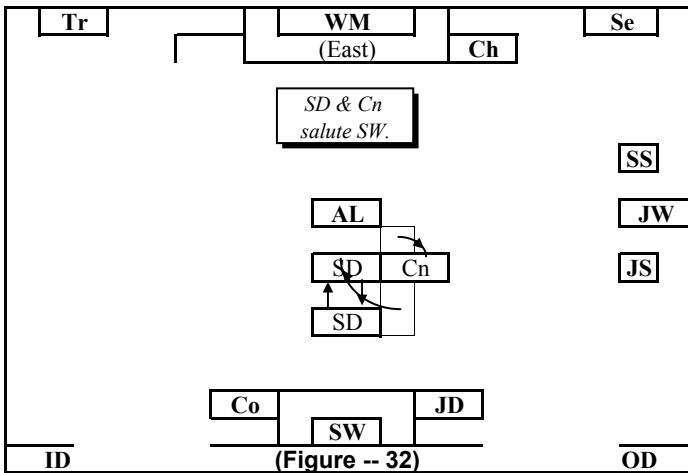
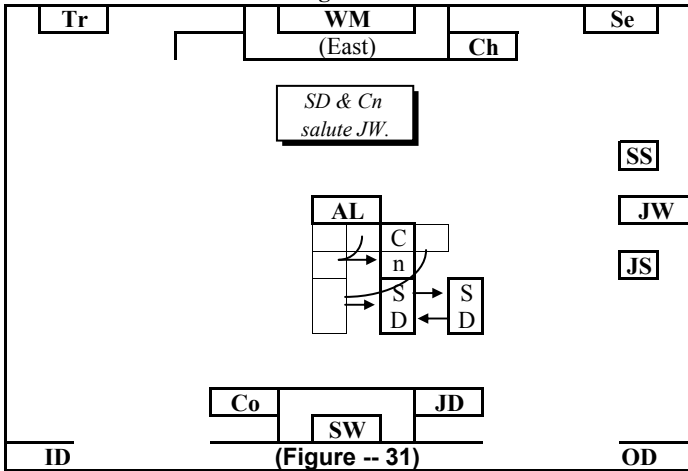
### Floorwork Diagram -- First Section



### Floorwork Diagram -- First Section

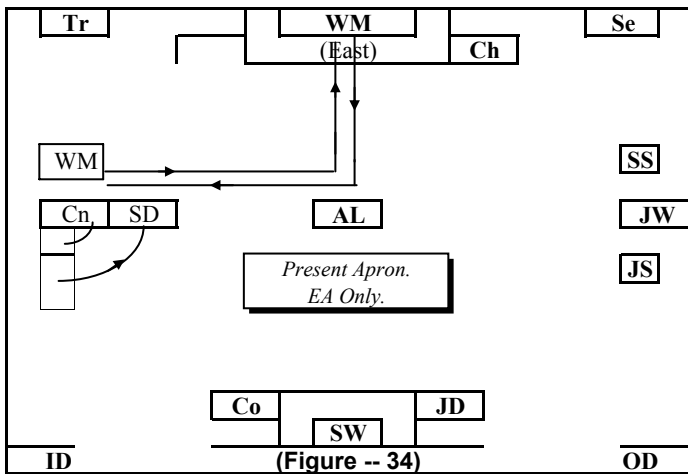
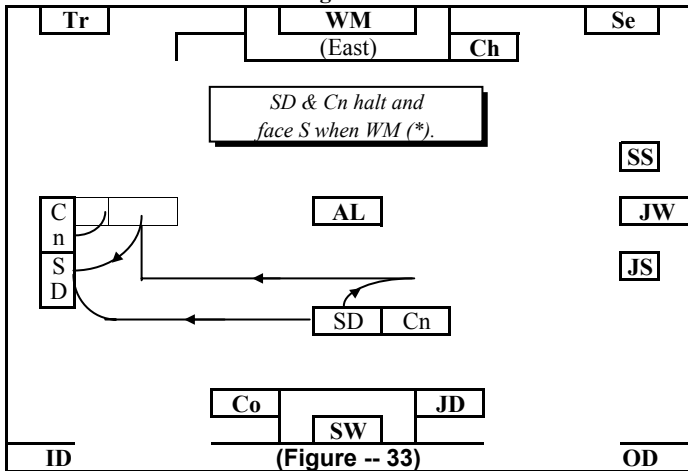


### Floorwork Diagram -- First Section

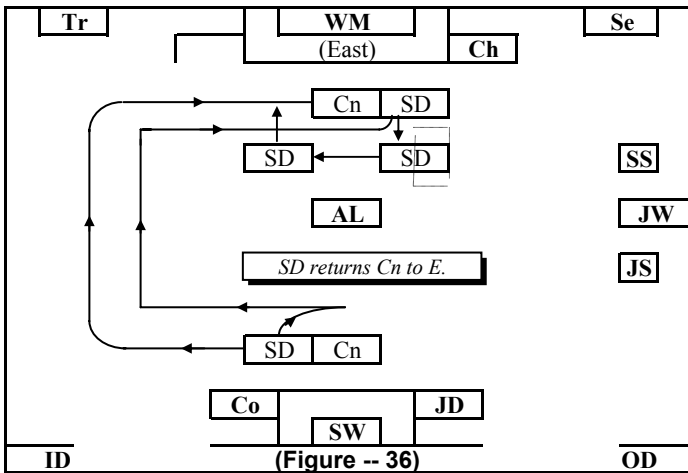
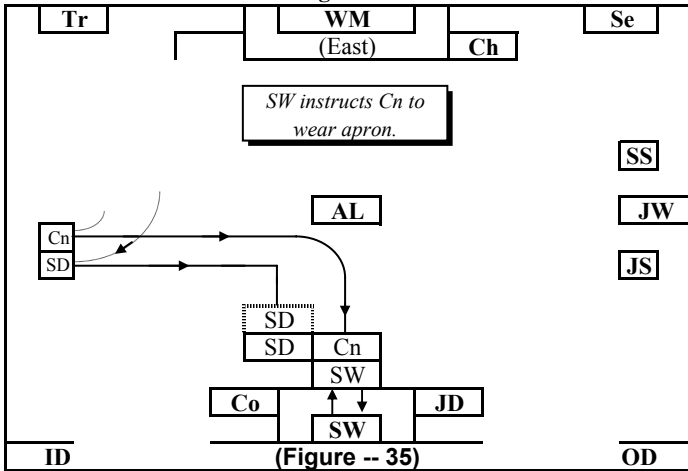




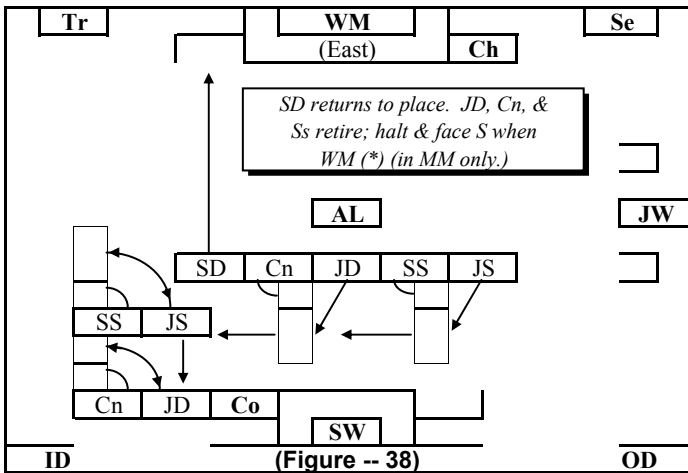
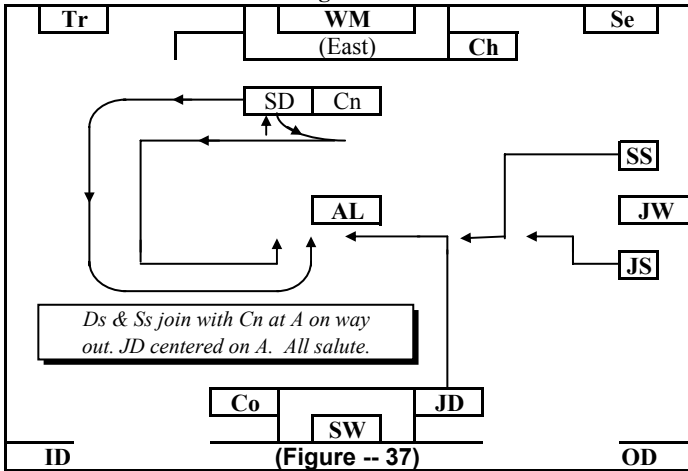
### Floorwork Diagram -- First Section



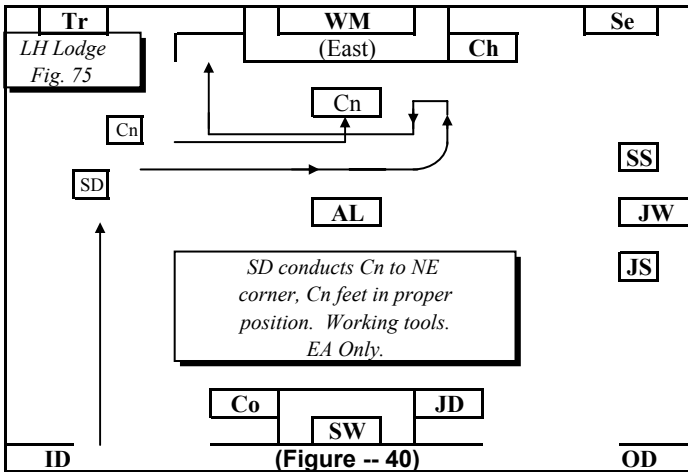
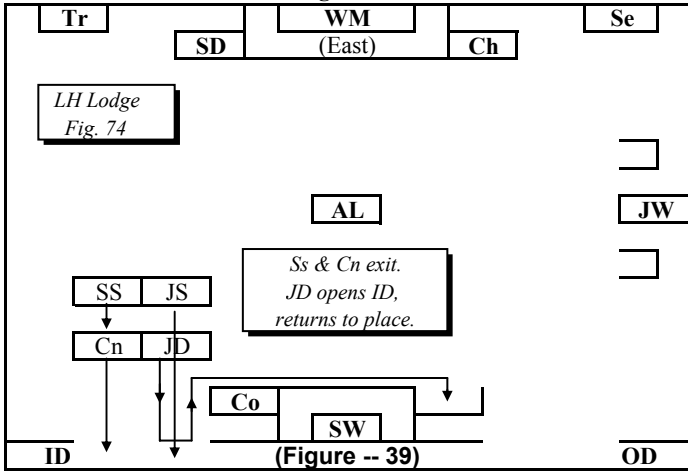
### Floorwork Diagram -- First Section



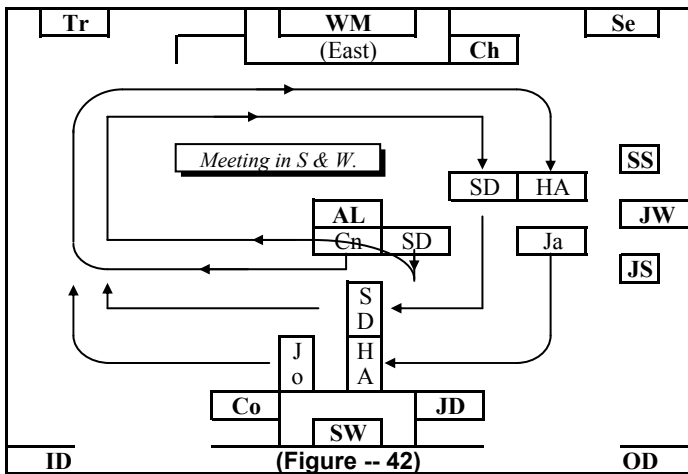
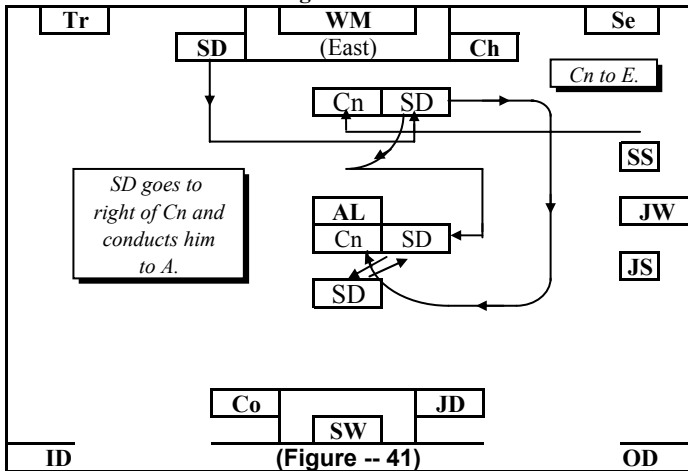
### Floorwork Diagram -- First Section



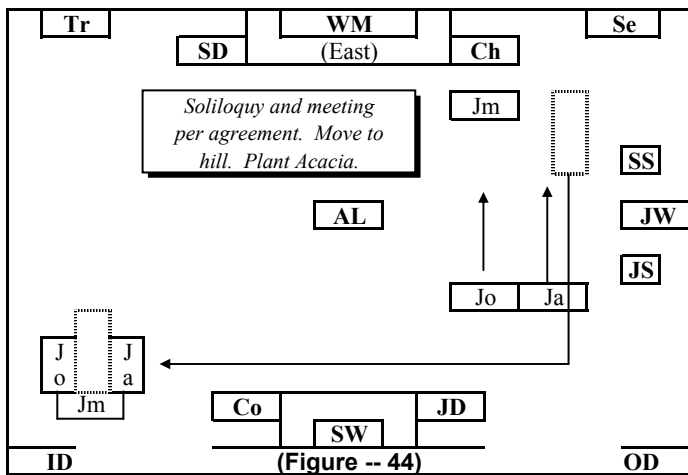
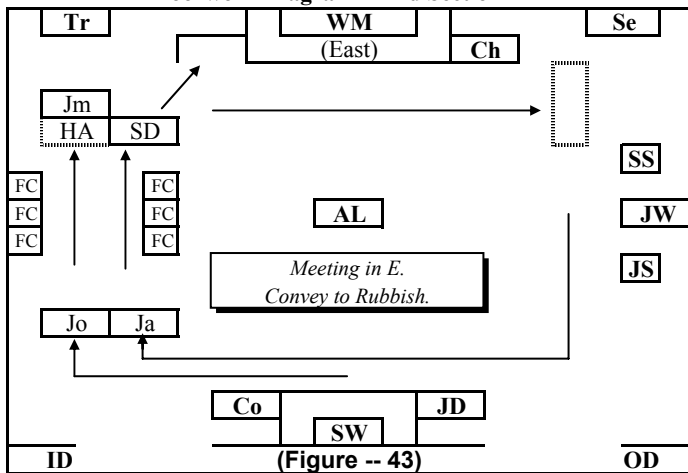
### Floorwork Diagram -- First Section



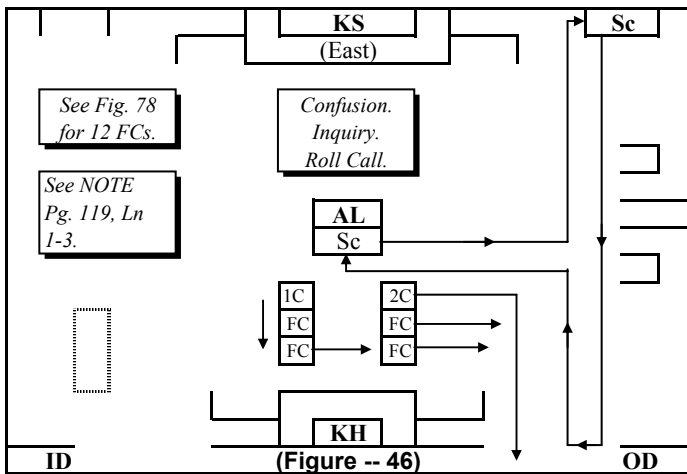
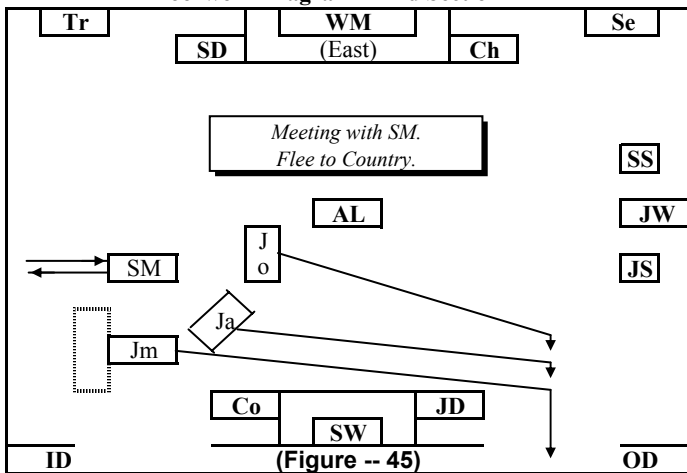
### Floorwork Diagram -- 2nd Section MM



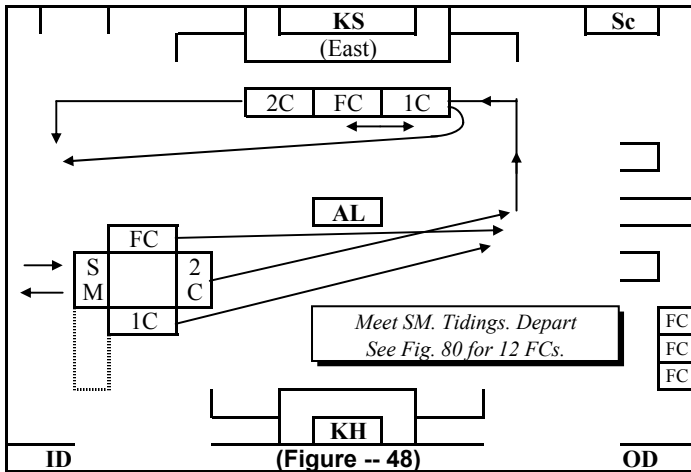
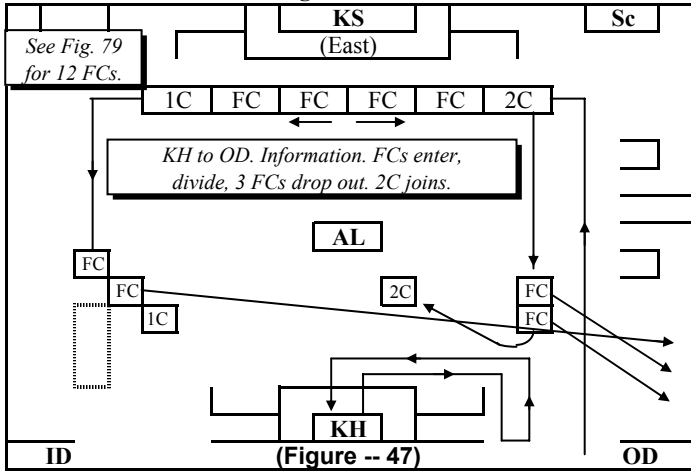
### Floorwork Diagram -- 2nd Section MM



### Floorwork Diagram -- 2nd Section MM

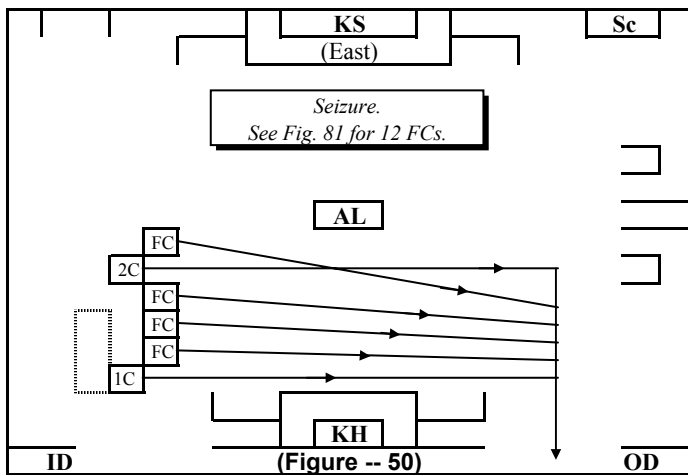
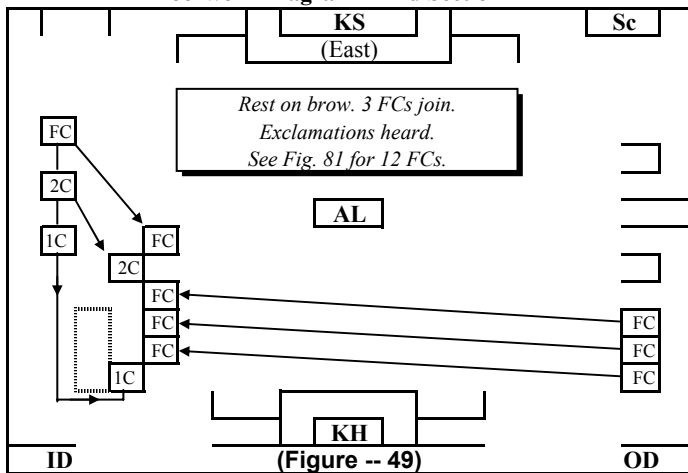


### Floorwork Diagram -- 2nd Section MM

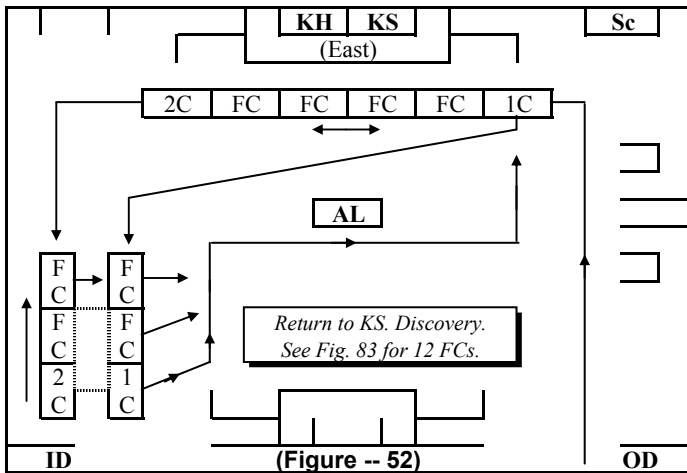
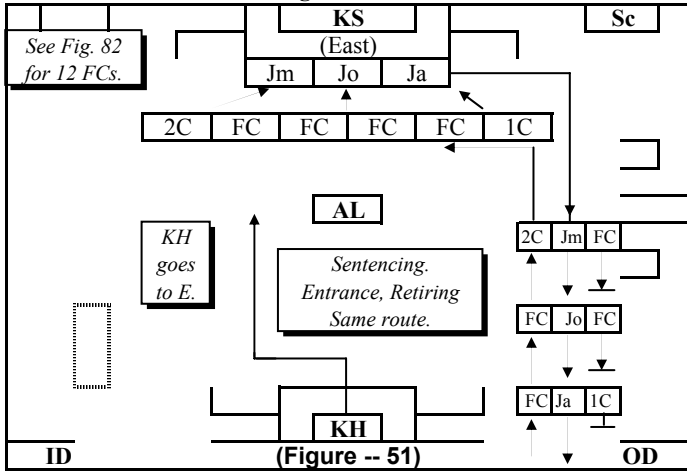




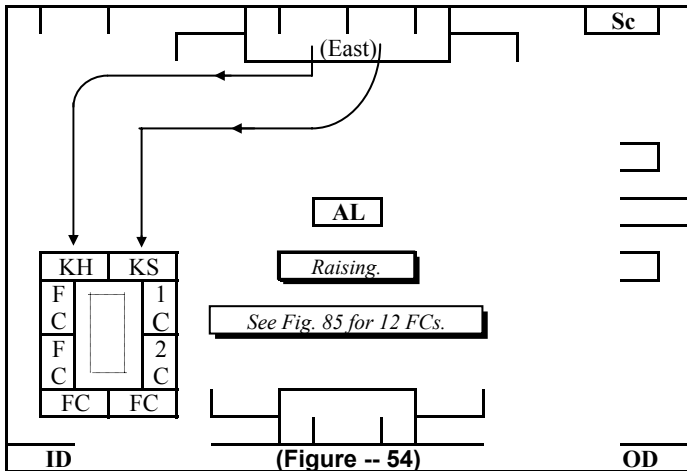
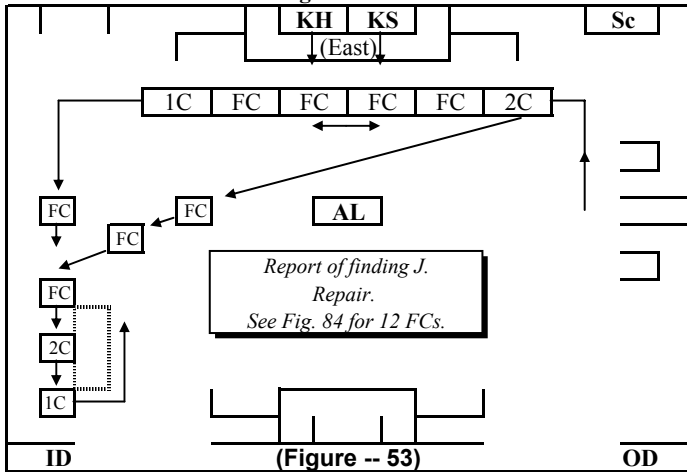
### Floorwork Diagram -- 2nd Section MM



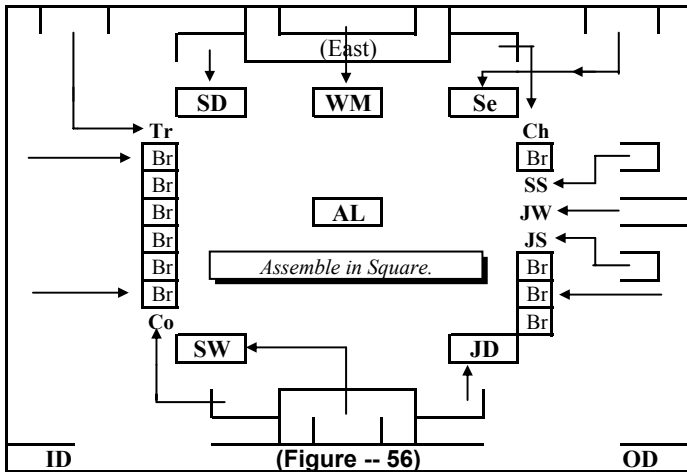
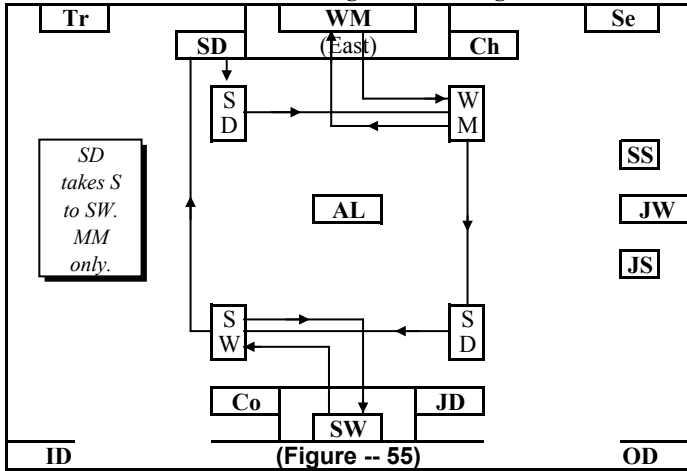
### Floorwork Diagram -- 2nd Section MM



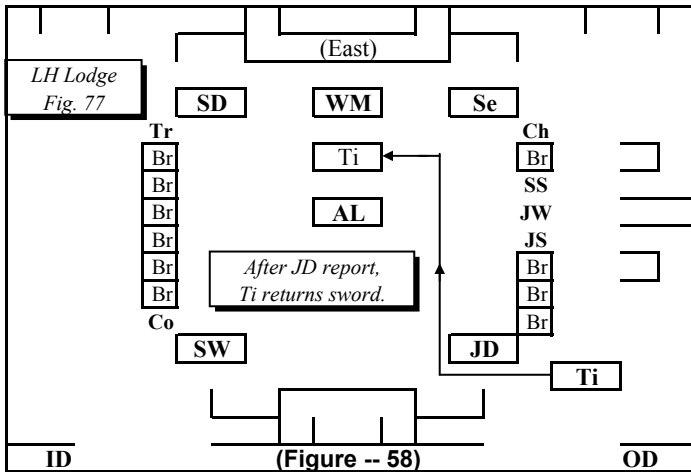
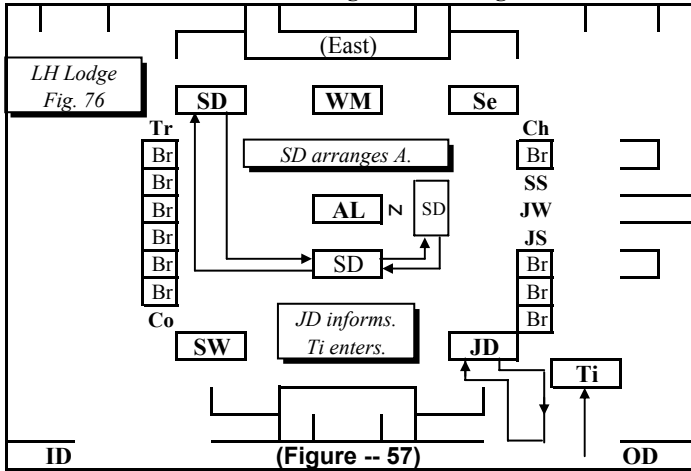
### Floorwork Diagram -- 2nd Section MM



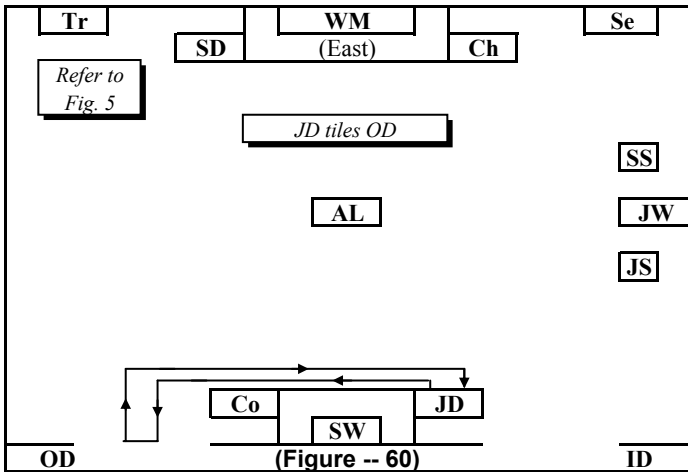
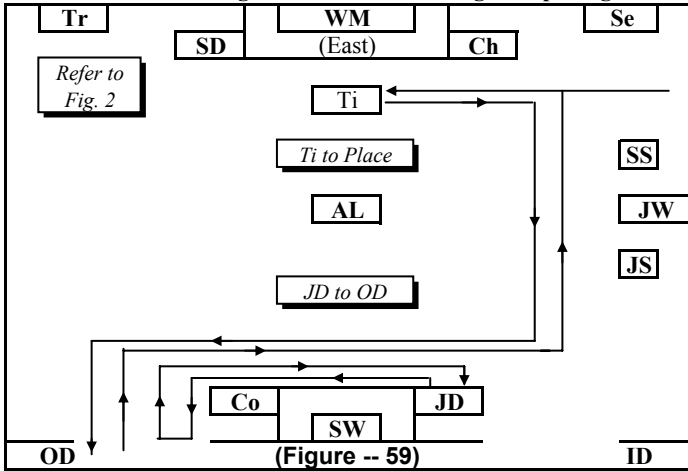
### Floorwork Diagram -- Closing



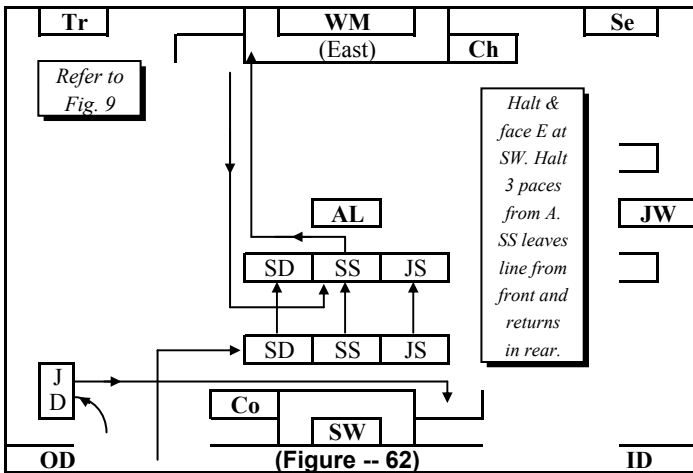
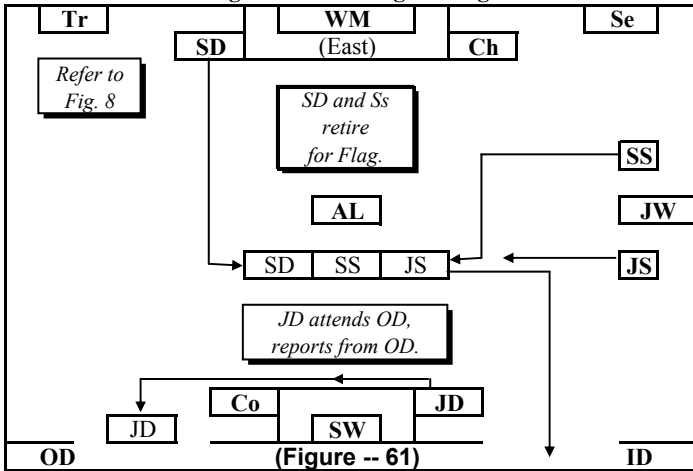
### Floorwork Diagram -- Closing



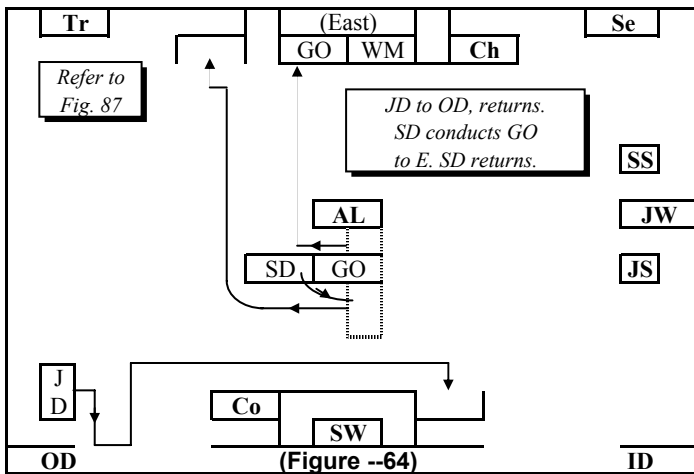
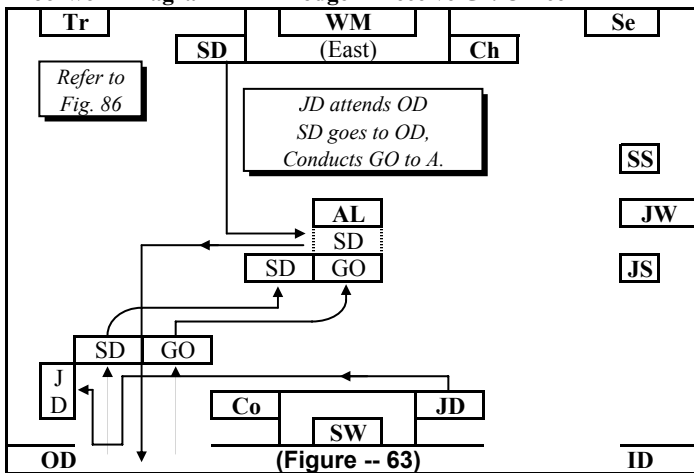
### Floorwork Diagram -- Left Hand Lodge -- Opening



### Floorwork Diagram -- LH Lodge -- Flag Presentation

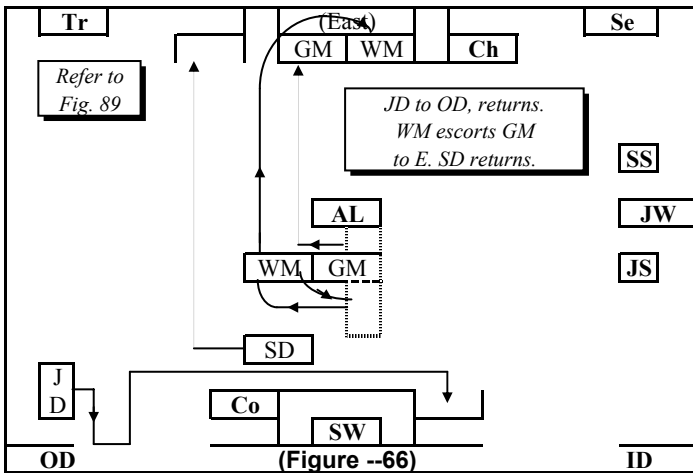
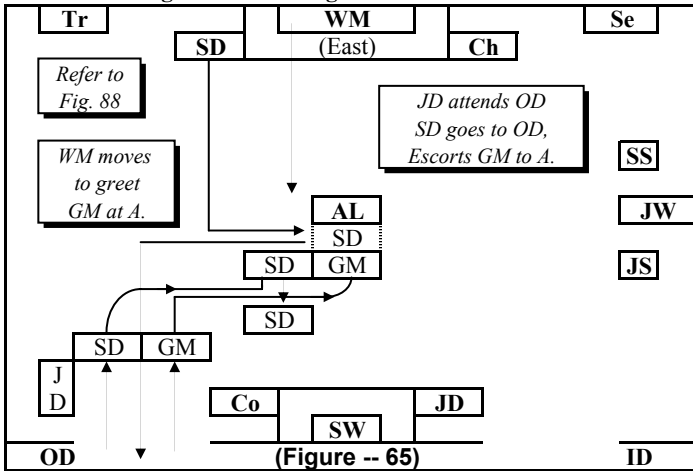


### Floorwork Diagram -- LH Lodge -- Receive Gr. Officer

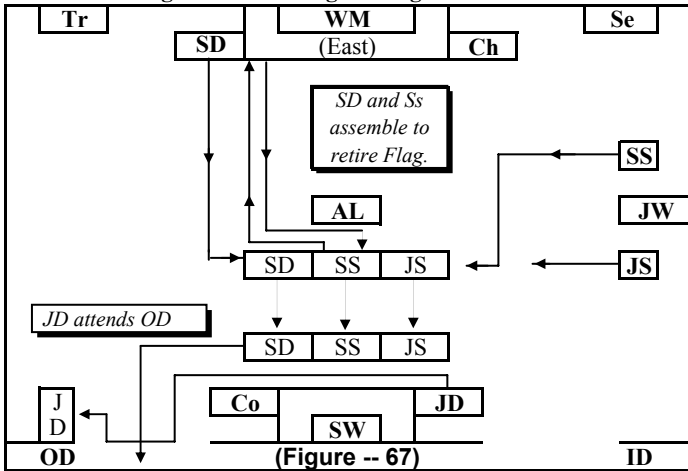




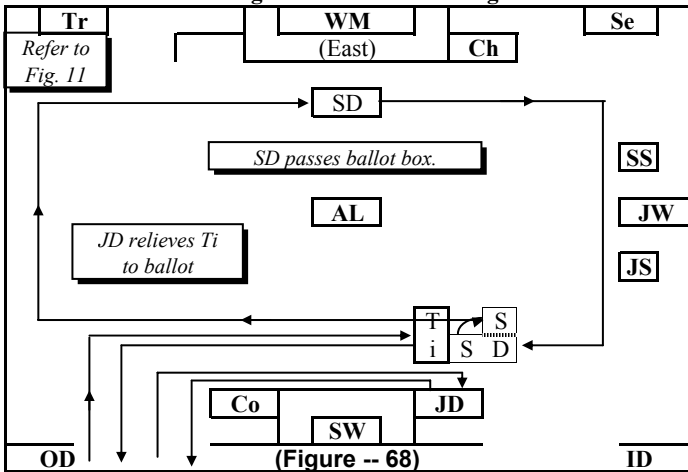
### Floorwork Diagram -- LH Lodge -- Receive Gr. Master



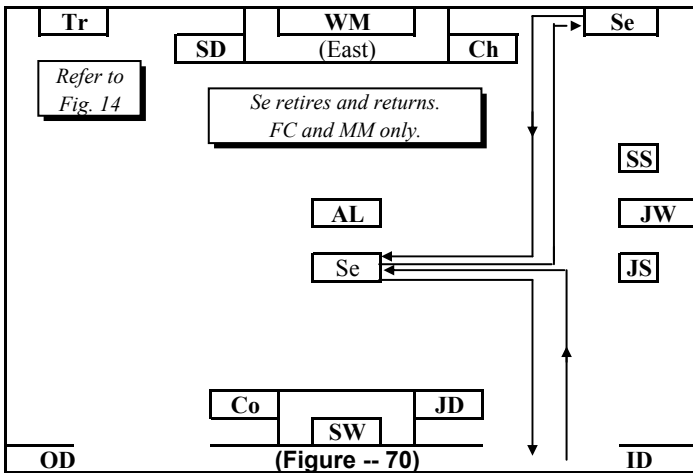
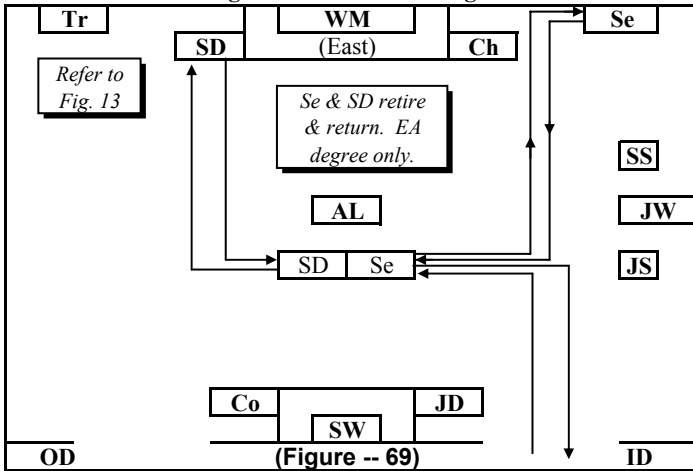
### Floorwork Diagram -- LH Lodge -- Flag Retirement



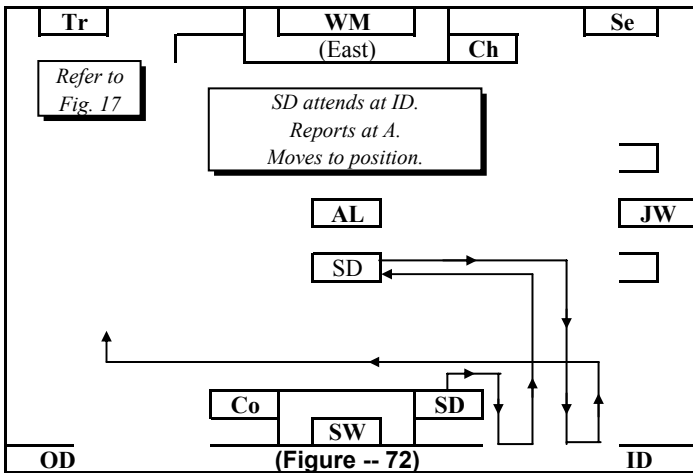
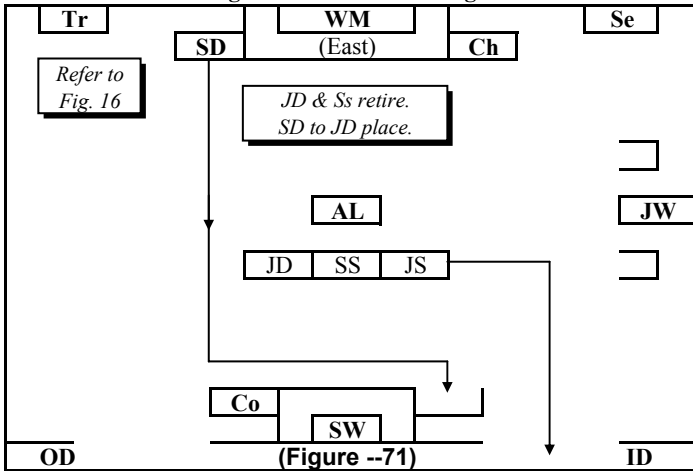
### Floorwork Diagram -- Left Hand Lodge -- Ballot



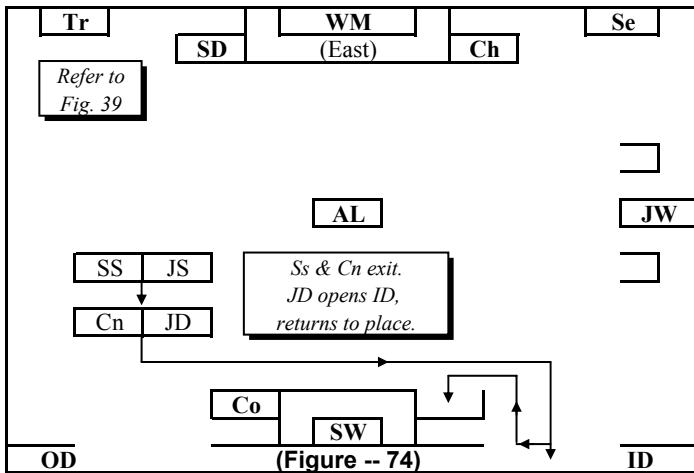
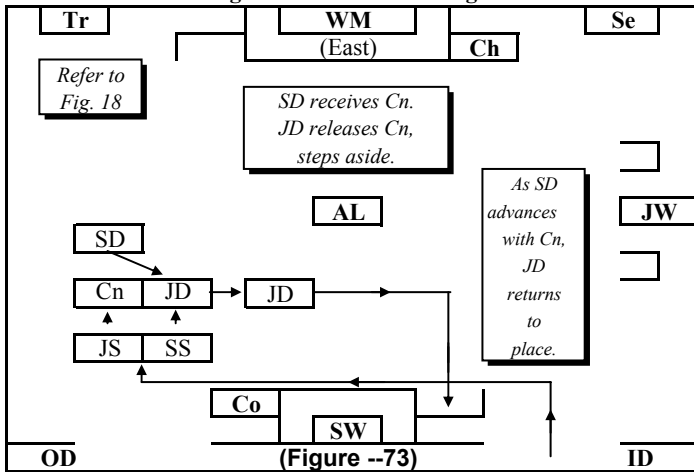
Floorwork Diagram -- Left Hand Lodge -- 1st Section



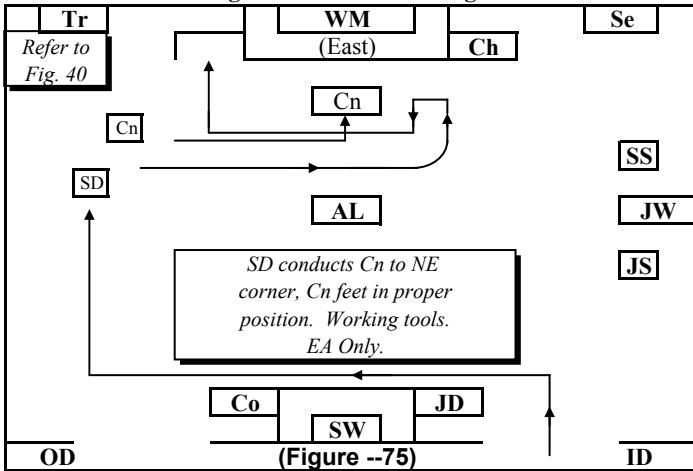
### Floorwork Diagram -- Left Hand Lodge -- 1st Section



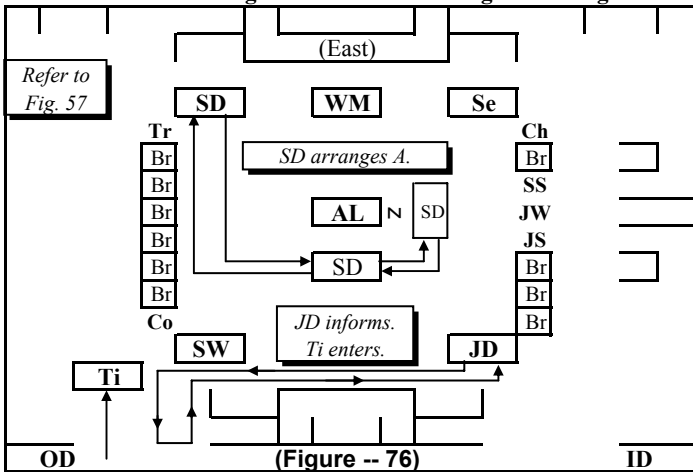
### Floorwork Diagram -- Left Hand Lodge -- 1st Section



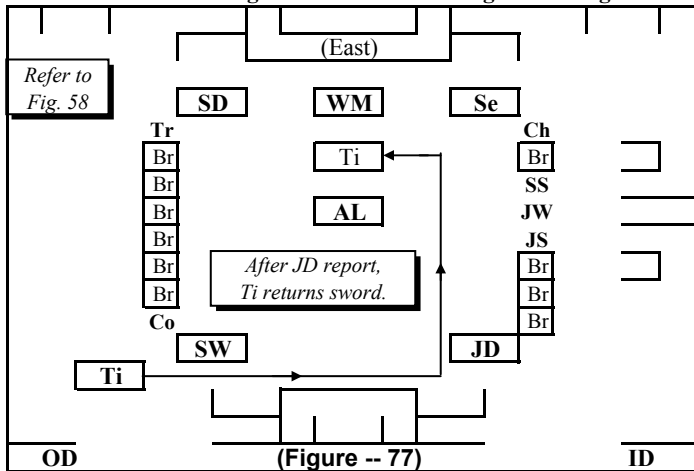
### Floorwork Diagram -- Left Hand Lodge -- 1st Section



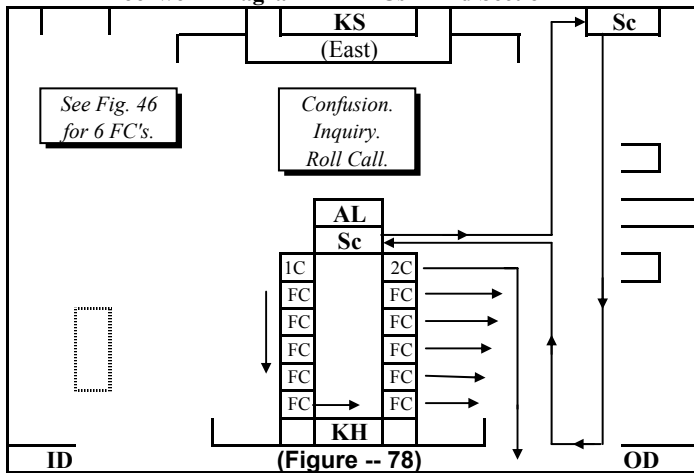
### Floorwork Diagram -- Left Hand Lodge -- Closing



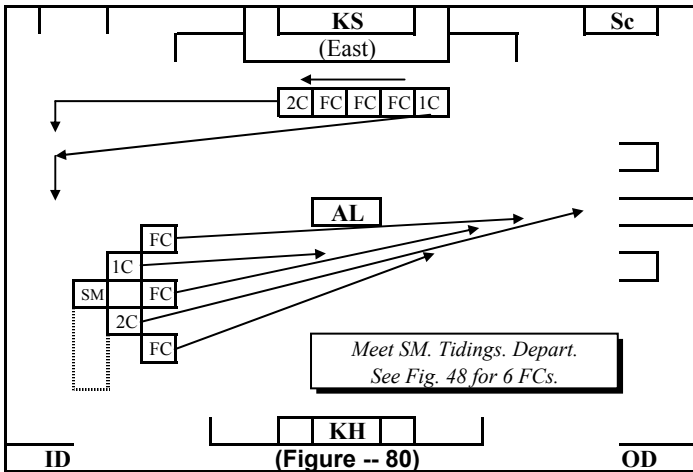
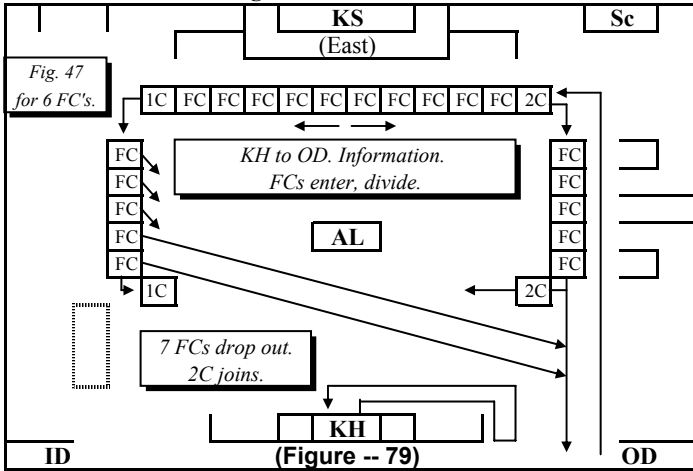
### Floorwork Diagram -- Left Hand Lodge -- Closing



### Floorwork Diagram -- 12 FC's -- 2nd Section MM

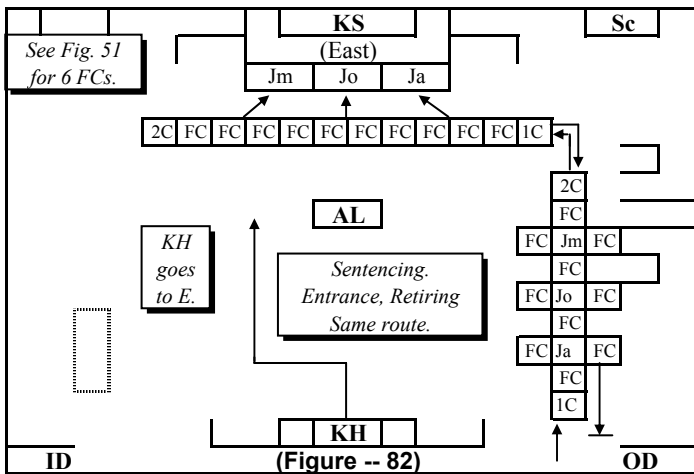
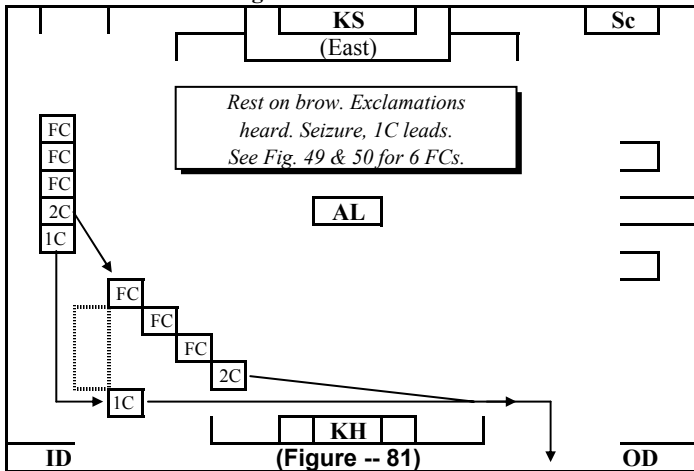


### Floorwork Diagram -- 12 FCs -- 2nd Section MM





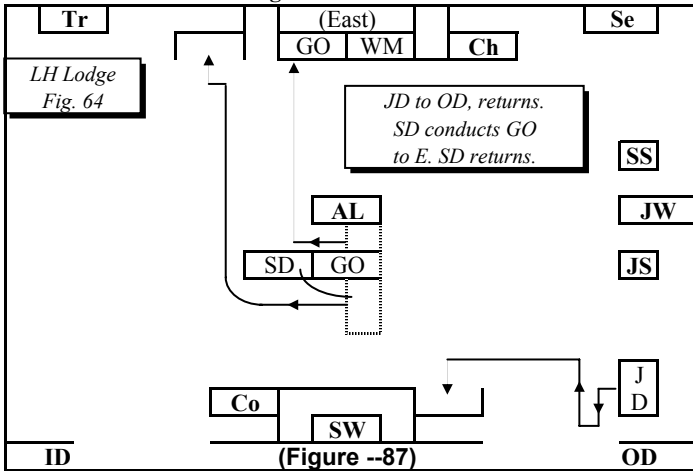
### Floorwork Diagram -- 12 FCs -- 2nd Section MM



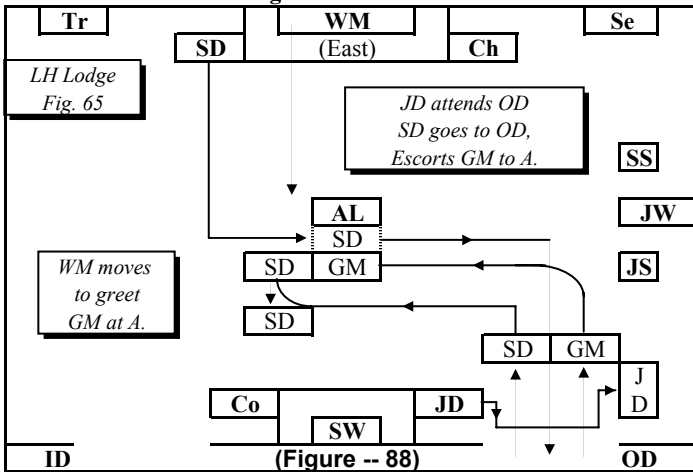




### Floorwork Diagram -- Receive Grand Officer



### Floorwork Diagram -- Receive Grand Master





Playel 7.

## DIRGE.

1. Sol - emn strikes the fun - 'ral chime, Notes of our de - part - ing time,  
2. Here an - oth - er guest we bring; Ser - aph of ce - les - tial wing,  
3. Lord of all be - low, a - bove, Fill our souls with truth and love;

1. As we jour - ney here be - low, Through a pil - grim - age of woe.  
2. To our fun - 'ral al - tar come; Waft a friend and broth - er home.  
3. As dis - solves our earth - ly tie, Take us to Thy Lodge on high.

## **The Masonic Traveler's Refresher Degree**

The Masonic Traveler's Refresher Degree (also known as the Rusty Nail Degree) is used as a means of re-acquainting brethren with the signs, tokens, and words of the three degrees, enabling them to more easily gain admission into any regular lodge. This degree is to be used only in a tiled meeting, never during a public ceremony, and must be conducted on the Master Mason degree. It can be given prior to any stated communication, or at a special meeting.

Prior to the opening of a lodge of Master Masons, the Worshipful Master should appoint a regular officer or member to chaperone the brethren receiving the Traveler's Refresher Degree. All brethren to receive the degree should assemble in the Tiler's room during the opening of the Master Mason Degree. During the opening, the chaperone should provide adhesive nametags, and each recipient should write their names and display their nametags so that all the brethren may greet them and make them feel welcome.

Since the degree below is taken directly out of our ritual, it is our belief that it could and should be given from memory, and that the officers involved should spend adequate time preparing to conduct this degree in an efficient, smooth, and impressive manner.

## The Masonic Traveler's Refresher Degree

*Note: Degree work, including opening or closing, should not be interrupted to admit late-comers. Also, this degree is written assuming more than one candidate. In the event you have only a single recipient, alter the wording to singular accordingly.*

*After L has been opened, the Brethren desiring to enter assemble in Ti room. Ti gives (\*\*\*). JD, rising, TR, moves 1 step, GR, RR --*

- JD --  "WM."  9
- WM -- "Br JD." 10
- JD -- "Thr i a alm a the otr dr." 11
- WM -- "Y wl atd t the alm a rpt the cs." 12
- 13
- JD -- "Wh cms hr?" 15
- Ti -- "A Br, ppy vcd fr, sks adm." 16
- "Svl Brn, ppy vcd fr, sk adm." 17
- 18
- JD --  "WM,"  "a Br, ppy vcd fr, sks adm."  "Svl Brn, ppy vcd fr, sk adm." 20
- WM -- ( \* ) "Br SD." 22
- {F-86}  23
- SD --  "WM,"  25
- WM -- "Y wl rtr a conduct our traveler(s) to the A." 26
- 28
- 29
- 30



## The Masonic Traveler's Refresher Degree

	<i>SD faces W, GR, moves at CR on N side to W of A,</i>	1
	<i>turns E and GR. WM rises. SD then RR, gives DG &amp;</i>	2
{F-86}	<i>S in unison with WM and GR. WM is seated.</i>	3
	<i>SD faces S, GR, moves at CR on S side to OD, GR, SR</i>	4
	<i>to LH, GR, opens OD, enters Ti room, GR and --</i>	5
SD --	<b>"Br traveler(s), it is my privilege to conduct you to the A."</b>	6
	<i>SD steps to left side of lead br, GR, faces about, GR,</i>	7
	<i>takes left wrist, conducts him at CR with all additional</i>	8
	<i>brn following in single file. When near JW station,</i>	9
{F-86}	<i>turns N to position W of A, turns E, GR and releases.</i>	10
	<i>After brn have passed, JD SR to LH, closes OD, SR to</i>	11
	<i>RH, faces about, GR, moves at CR to place, turns E,</i>	12
	<i>GR, is seated. SD at A, RR with LH, gives DG &amp; S</i>	13
	<i>below in unison with WM &amp; Brn, while saying --</i>	14
SD --	<b>DG      "WM,"      S &amp; GR in LH      "It is a distinct</b>	15
	<b>pleasure to present our traveling brother (or</b>	16
	<b>brethren) who desire further instruction</b>	17
	<b>in Masonry.</b>	18
	<i>WM rises and descends dais to floor in E.</i>	19
WM --	<b>"Brn, y nw bhd m a M o ts L apg y frm the E</b>	20
	<i>WM takes step of EA.</i>	21
	<b>und the d-g a sgn o a EA."</b>	22
	<i>Done.</i>	23
	<b>"A EA sts of wth hs lft ft,      Done.      bgg the hl</b>	24
	<b>o the rgt t the hlw o the lft,      Done.      fmg the agl o</b>	25
	<b>a obl sqr. I i the fst stp i M, a the stp b wch y apd</b>	26
	<b>the A."</b>	27
	<b>"Ts i the d-g."      Done.      "I ads t the ptn i wch</b>	28
	<b>yr hns wr pld whl tkg the obn; yr lft hnd spg the</b>	29
	<b>HB, S a Cps, yr rgt rtg thn."</b>	30
	<b>"Ts i the sgn."      Done.      "I ads t the sbc pny o</b>	31

The Masonic Traveler's Refresher Degree

	yr obn, wrn y swr tt y wld snr hv yr trt ct acr, yr tng	1
	trn ot b i rts, tn t vlt yr obn."	2
	"Ts d-g <span style="border: 1px solid black; padding: 2px;">Done.</span> a sgn <span style="border: 1px solid black; padding: 2px;">Done.</span> ar aws t b gvn	3
	o etg o rrg frm a L o EAs, o o arg t adr the WM."	4
WM –	<span style="border: 1px solid black; padding: 2px;">Approaches A. {F-30}</span> "I nw hv the plr o ptg y m	5
	rgt hnd <span style="border: 1px solid black; padding: 2px;">WM gives grp to each Br, then continues...</span>	6
	i tkn o m fsp a bly lv, a wth i the grp a wrd	7
	o a EA. <span style="border: 1px solid black; padding: 2px;">SD to N of A, turns S, GR.</span>	8
	I wl ps i wth yr cdr wh wl awr fr y."	9
WM –	"I hl."	10
SD –	"I ccl."	11
WM –	"Wht d y ccl?"	12
SD –	"Al the scs o Ms i M t wch ts tkn ads."	13
	<span style="border: 1px solid black; padding: 2px;">WM and SD give grp so that all Brn may see.</span>	14
WM –	"Wht i ts?"	15
SD –	"A grp."	16
WM –	"O wht?"	17
SD –	"A EA."	18
WM –	"Hs i a nm?"	19
SD –	"I hs."	20
WM –	"Wl y gv i m?"	21
SD –	"I dd nt s rcv i, nth wl I s ip i."	22
WM –	"Hw wl y dps o i?"	23
SD –	"I wl ltr a syl i wth y."	24
WM –	"Ltr i a bgn."	25
SD –	"Bgn y."	26
WM –	"N, y bgn." <span style="border: 1px solid black; padding: 2px;">Done.</span> "The wrd i rgt."	27
WM –	"I grt y brn. Ts i the grp o a EA, the nm o wch i B.	28
	I dns str, a whn usd i cnn wth ts grp i nvr t b gvn	29
	i ay oth mnr o fm tn tt i wch y hv nw rvd i,	30

The Masonic Traveler's Refresher Degree

	wch i b ltr a syl; a wth ayo wh i nt a wl kwn	1
	br, y sld aws cmc wth the ltr A."	2
WM --	"Y wl slt the J a SWs."	3
	<i>SD moves to right rear of Brn.</i>	4
{X-22}	<i>WM returns to E. Ws rise as WM ascends dais</i>	5
{F-31}	<i>WM sits. SD turns Brn to S, moves into position.</i>	6
SD --	"Ts, m brn, i or JW. Y wl apr hm b stg of wth yr lft	7
	ft, <i>Done.</i> brg the hl o the rgt t the hlw o the lft."	8
	<i>Done.</i> "SlT hm wth the d-g <i>Done.</i> a sgn." <i>Done.</i>	9
{X-23}	<i>SD turns Brn to W. {F-32}</i>	10
SD --	"Ts i or SW. Y wl apr hm i the sme mnr, <i>Done.</i>	11
	slt a bfr." <i>Done.</i>	12
{X-23}	<i>SD conducts Brn to N, turning E at sidelines. On (* )</i>	13
{F-33}	<i>below, SD halts and faces S with Brn.</i>	14
WM -- (* )	"Br JW, hw d y fnd the slt i the S?"	15
JW --	"Rgt i the S, <i>DG</i> WM." <i>S</i>	16
WM --	"Hw i the W, br SW?"	17
SW --	"Rgt i the W, <i>DG</i> WM." <i>S</i>	18
WM -- (* )	<i>SW and JW are seated. SD conducts Brn to A.</i>	19
	<i>WM rises and descends dais to floor in E.</i>	20
WM --	"Brn, y nw bhd m a M o ts L apg y frm the E	21
	<i>WM takes step of FC.</i> und the d-g a sgn o a FC."	22
	<i>Done.</i> "A EA, y rit, sts of wth hs lft ft, <i>Done.</i>	23
	bgg the hl o the rgt t the hlw o the lft. <i>Done.</i>	24
	Ts i the d-g, <i>Done.</i> a ts the sgn." <i>Done.</i>	25
	"A FC sts of wth hs rgt ft, <i>Done.</i> bgg the hl	26
	o the lft t the hlw o the rgt, <i>Done.</i> fmg the agl o	27
	a obl sqr. I i the scd stp i M, a the stp b wch y apd	28
	the A."	29
	"Ts i the d-g." <i>Done.</i> "I ads t the ptn i wch	30

The Masonic Traveler's Refresher Degree

	yr hns wr pld whl tkg the obn; yr rgt hnd rtg o the	1
	HB, S a Cps, yr lft am fmg a sqr spd b a sqr."	2
	"Ts i the sgn." <span style="border: 1px solid black; padding: 2px;">Done.</span> "I ads t the sbc pny o	3
	yr obn, wrn y swr tt y wld hv yr lft brt trn opn, yr	4
	hrt pkd ot, rth tn t vlt yr obn."	5
	"Ts d-g <span style="border: 1px solid black; padding: 2px;">Done.</span> a sgn <span style="border: 1px solid black; padding: 2px;">Done.</span> ar aws t b	6
	gvn o etg o rrg frm a L o FCs, o o arg t adr the WM."	7
WM –	<span style="border: 1px solid black; padding: 2px;">Approaches A. {F-30}</span> "I agn hv the plr o ptg y m	8
	rgt hnd <span style="border: 1px solid black; padding: 2px;">WM gives ps grp to each Br, then continues...</span>	9
	i tkn o a etc o m fsp a bly lv, a wth i the ps,	10
	tkn o the ps, grp a wrd o a FC. Bt a y ar nt isd,	11
	<span style="border: 1px solid black; padding: 2px;">SD moves N of A, turns S, SR.</span> I wl ps i wth yr cdr	12
	wh wl awr fr y."	13
WM –	"Hr I lft y <span style="border: 1px solid black; padding: 2px;">on EA grip, given with SD so all Brn may see.</span>	14
	a hr I fnd y; wl y b of o frm?"	15
SD –	"Frm."	16
WM –	"Frm wht a t wht?"	17
SD –	"Frm the grp o a EA t the ps grp o a FC."	18
WM –	"Ps." <span style="border: 1px solid black; padding: 2px;">given with SD so all Brn may see.</span>	19
WM –	"Wht i ts?"	20
SD –	"The ps grp o a FC."	21
WM –	"Hs i a nm?"	22
SD –	"I hs."	23
WM –	"Gv i m." <span style="border: 1px solid black; padding: 2px;">SD complies.</span>	24
WM –	Ts, brn, i the ps grp o a FC, the nm o wch i S. I i	25
	the ps wrd o ts deg, a whn usd a sch i the L, o t a wl	26
	kwn ofr o the L, i i gvn a y hv nw rvd i; o al oth ocs	27
	i sld aws b syd."	28
WM –	"Wl y b of o frm?"	29
SD –	"Frm."	30

## The Masonic Traveler's Refresher Degree

WM – "Frm wht a t wht?"	1
SD – "Frm the ps grp o a FC t the grp."	2
WM – "Ps." <span style="border: 1px solid black; padding: 2px;">given with SD so all Brn may see.</span>	3
WM – "Wht i ts?"	4
SD – "The grp o a FC."	5
WM – "Hs i a nm?"	6
SD – "I hs."	7
WM – "Wl y gv i m?"	8
SD – "I dd nt s rcv i, nth wl I s ip i."	9
WM – "Hw wl y dps o i?"	10
SD – "I wl ltr a syl i wth y."	11
WM – "Ltr i a bgn."	12
SD – "Bgn y."	13
WM – "N, y bgn." <span style="border: 1px solid black; padding: 2px;">Done.</span> "The wrd i rgt, I grt y br.	14
Ts i the grp o a FC, the nm o wch i J. I dns ebt;	15
a whn usd i cnn wth ts grp i nvr t b gvn i ay oth	16
mnr o fm tn tt i wch y hv nw rvd i;	17
wch i b ltr a syl."	18
WM – "Y wl slt the J a SWs."	19
<span style="border: 1px solid black; padding: 2px;">SD moves to right rear of Brn.</span> <span style="border: 1px solid black; padding: 2px;"></span>	20
{X-22} <span style="border: 1px solid black; padding: 2px;">WM returns to E. Ws rise as WM ascends dais.</span>	21
{F-31} <span style="border: 1px solid black; padding: 2px;">WM sits. SD turns Brn to S, moves into position.</span>	22
SD – "Ts, m brn, i or JW. Y wl apr hm b stg of wth yr rgt	23
ft, <span style="border: 1px solid black; padding: 2px;">Done.</span> brg the hl o the lft t the hlw o the rgt."	24
<span style="border: 1px solid black; padding: 2px;">Done.</span> "Sl't hm wth the d-g, <span style="border: 1px solid black; padding: 2px;">Done.</span> a sgn." <span style="border: 1px solid black; padding: 2px;">Done.</span>	25
{X-23} <span style="border: 1px solid black; padding: 2px;">SD turns Brn to W. {F-32}</span>	26
SD – "Ts i or SW. Y wl apr hm i the sme mnr, <span style="border: 1px solid black; padding: 2px;">Done.</span>	27
slt a bfr." <span style="border: 1px solid black; padding: 2px;">Done.</span>	28
{X-23} <span style="border: 1px solid black; padding: 2px;">SD conducts Brn to N, turning E at sidelines. WM (*).</span>	29
{F-33} <span style="border: 1px solid black; padding: 2px;">SD halts and faces S with Brn.</span>	30
	29
	30

The Masonic Traveler's Refresher Degree

WM – "Br JW, hw d y fnd the slt i the S?"	1
JW – "Rgt i the S, <input type="text" value="DG"/> WM." <input type="text" value="S"/>	2
WM – "Hw i the W, br SW?"	3
SW – "Rgt i the W, <input type="text" value="DG"/> WM." <input type="text" value="S"/>	4
WM – (* ) <input type="text" value="SW and JW are seated. SD conducts Brn to A."/>	5
<input type="text" value="WM rises and descends dais to floor in E."/>	6
WM – "Brn, y nw bhd m a M o ts L apg y frm the E	7
<input type="text" value="WM takes step of MM."/> und the d-g a sgn o a MM."	8
<input type="text" value="Done."/> "A EA, y rlt, sts of wth hs lft ft, <input type="text" value="Done."/> bgg the hl o the rgt t the hlw o the lft. <input type="text" value="Done."/> Ts i the d-g, <input type="text" value="Done."/> a ts the sgn." <input type="text" value="Done."/> "A FC sts of wth hs rgt ft, <input type="text" value="Done."/> bgg the hl o the lft t the hlw o the rgt, <input type="text" value="Done."/> Ts i the d-g, <input type="text" value="Done."/> a ts the sgn." <input type="text" value="Done."/> "A MM sts of wth hs lft ft, <input type="text" value="Done."/> bgg the hl o the rgt t the hl o the lft, <input type="text" value="Done."/> fmg the agl o a prf sqr. I i the thd stp i M, a the stp b wch y apd the A." "Ts i the d-g." <input type="text" value="Done."/> "I ads t the ptn i wch yr hns wr pld whl tkg the obn; bth hns rtg o the HB, S a Cps." "Ts i the sgn." <input type="text" value="Done."/> "I ads t the sbc pny o yr obn, wrn y swr tt y wld snr hv yr bdy svd i twn, yr bws tkn the a bnd t ash, tn t vlt yr obn." "Ts d-g <input type="text" value="Done."/> a sgn <input type="text" value="Done."/> ar aws t b gvn o etg o rrg frm a L o MMs, o o arg t adr the WM." WM – <input type="text" value="Approaches A. {F-30}"/> "I agn hv the plr o ptg y m rgt hnd <input type="text" value="WM gives ps grp to each Br, then continues..."/> i tkn o a ftr ctc o m fsp a bly lv, a wth i the	9 10 11 12 13 14 15 16 17 18 19 20 21 22 23 24 25 26 27 28 29 30

(Revised 06-1997)

The Masonic Traveler's Refresher Degree

	ps a tkn o the ps o a MM. Bt a y ar nt isd,	1
	<i>SD moves N of A, turns S, SR.</i> I wl ps i wth yr cdr	2
	wh wl awr fr y."	3
WM –	"Hr I lft y <i>on FC grip, given with SD so all Brn may see.</i>	4
	a hr I fnd y; wl y b of o frm?"	5
SD –	"Frm."	6
WM –	"Frm wht a t wht?"	7
SD –	"Frm the grp o a FC t the ps grp o a MM."	8
WM –	"Ps." <i>given with SD so all Brn may see.</i>	9
WM –	"Wht i ts?"	10
SD –	"The ps grp o a MM."	11
WM –	"Hs i a nm?"	12
SD –	"I hs."	13
WM –	"Gv i m." <i>SD complies.</i>	14
WM –	"Ts, m brn, i the ps grp o a MM, the nm o wch i T. I i the ps wrd o ts deg, a whn usd a sch i the L, o t a wl kwn ofr o the L, i i gvn a y hv nw rvd i; o al oth ocs i sld aws b syd.	15 16 17 18
WM –	"Y wl slt the J a SWs."	19
	<i>SD moves to right rear of Brn.</i>	20
{X-22}	<i>WM returns to E. Ws rise as WM ascends dais.</i>	21
{F-31}	<i>WM sits. SD turns Brn to S, moves into position.</i>	22
SD –	"Ts, m brn, i or JW. Y wl apr hm b stg of wth yr lft ft, <i>Done.</i> brg the hl o the rgt t the hl o the lft."	23 24
	<i>Done.</i> "Sl't hm wth th d-g a sgn." <i>Done.</i>	25
{X-23}	<i>SD turns Brn to W. {F-32}</i>	26
SD –	"Ts i or SW. Y wl apr hm i the sme mnr, <i>Done.</i> slt a bfr." <i>Done.</i>	27 28
{X-23}	<i>SD conducts Brn to N, turning E at sidelines. WM (*).</i>	29
{F-33}	<i>SD halts and faces S with Brn.</i>	30
WM –	(* ) "Br JW, hw d y fnd the slt i the S?"	27
JW –	"Rgt i the S, <i>DG</i> WM." <i>S</i>	28
WM –	"Hw i the W, br SW?"	29
SW –	"Rgt i the W, <i>DG</i> WM." <i>S</i>	30

## The Masonic Traveler's Refresher Degree

WM -- (*)	<i>SW and JW are seated. SD conducts Brn to A.</i>	1
	<i>WM rises and descends dais, moves to A.</i>	2
	<i>SD moves N of A, turns S, SR.</i>	3
	<b>"I wl nw pcd t gv a epn the dfn gps blg t ts deg.</b>	4
WM -- "Ts,	<i>given with SD so all Brn may see.</i>	5
	<b>y rlt, i the ps grp o a MM, the nm o wch</b>	6
	<i>i T. Ts, given with SD so all Brn may see.</i>	7
	<b>i the SG o a MM, o L'sP. I aso hs a nm, i bg the</b>	8
	<b>GMW, wch y ar nvr t gv i ay oth mnr o fm tn tt</b>	9
	<b>i wch y rvd i. Sld y evr b akd t gv i, yr awr sld b,</b>	10
	<b>I wl i y wl plc ysf i a ppr ptn t rev i,' wch y rlt,</b>	11
	<b>i o the fv pts o flp a i lw brh."</b>	12
	<b>"Brn, I wl nw pcd t gv a epn t y the svl ss blg</b>	13
	<b>t ts deg."</b>	14
	<b>"Ts, <i>Done.</i> y rlt, i the d-g o a MM; i ads t</b>	15
	<b>the ptn i wch yr hns wr pld whl tkg the obn."</b>	16
	<b>"Ts, <i>Done.</i> i the sgn; i ads t the sbc pny o yr</b>	17
	<b>obn. Ths ss hv anr aln. Whn or ant brn rpd t the</b>	18
	<b>grv o o GMHA, thy fnd thr hns ivy pld i ts <i>Done.</i></b>	19
	<b>o ts, <i>Done.</i> ptn; a i t grd thr nls frm the ofv eff</b>	20
	<b>wch asl thm frm the grv."</b>	21
	<b>"Ts, <i>Done.</i> m brn, i the GHSoD. I i the</b>	22
	<b>sgn y sly prd i yr obn nvr t gv ecp i css o the mst</b>	23
	<b>imt dgr, o wtn a rgy cst L, o fr the pps o isn. A sld</b>	24
	<b>y evr s ts sgn gvn, o hr the wds tto axd spn, y ar</b>	25
	<b>eqy bd b yr obn t fy t the rlf o the br s gvg i, sld thr</b>	26
	<b>b a gtr prb o svg hs lfe tn o lsg yr on. The wds t b</b>	27
	<b>usd i the dk, o whn fr ay rsn the sgn cnt b gvn ar:</b>	28
	<b>O L, m G, i thr n hlp fr the W's S?' Etr on wl cst</b>	29
	<b>the S o D."</b>	30



## The Masonic Traveler's Refresher Degree

"Ts sgn aso hs a aln. A the rsg o the bdy o or 1  
GMHA, or ant brn fnd thr hns ivy rsd abv thr hds 2  
i tkn o hrr a sps, a the sme tme exp, 'O L, m G, i 3  
thr n hlp fr the W'sS?'" 4

*WM returns to E, ascends dais.* 5

*SD returns to place, is seated.* 6

WM – "Brn, as you are in attendance in most lodges 7  
throughout this country, remember that one rap 8  
calls up any single brother, two raps call up the 9  
officers of the lodge, three raps calls up all 10  
brethren, and one rap seats the lodge. 11

Also, it is common to be requested to recite 12  
the Tiler's oath, which is as follows: 13

"I, John A. Doe, do hereby and hereon solemnly 14  
and sincerely swear that I have been regularly initiated, 15  
passed, and raised to the sublime degree of Master Mason 16  
in a regularly constituted Lodge of such; that I am not 17  
now under sentence of suspension or expulsion and know 18  
of no just reason why I should not hold Masonic 19  
intercourse with my brethren. So help me God." 20

WM – "Brn, this completes your Traveler's Refresher 21  
Degree." 22

WM – *Directing his attention to the sidelines* "Brn, 23  
please join me in welcoming our Travelers with 24  
a fine round of applause. *Done.* 25

WM – "In honor and recognition of your continuing 26  
interest and commitment, I now call the Lodge 27  
informal for all the brethren to come foward 28  
and extend their hand of congratulations. 29

WM – ( \* ) 30