


Skip La Cour's Bodybuilding Nutrition



***Simple & To-the-Point
Eating Strategies To
Help You Reach Your Goals***



US \$29.99

BODYBUILDING NUTRITION

***Simple & To-the-Point
Eating Strategies
To Help You Reach Your Goals!***

SKIP LA COUR



©Copyright 2000 Skip La Cour's Natural Fitness

Oftentimes in life, it's not what we know—it's actually following through and doing what we already know.

—Skip La Cour

Bodybuilding Nutrition

*Simple & To-the-Point Eating Strategies To Help You
Reach Your Goals*

Table of Contents

The Importance Of Good Nutrition	2
Good Eating Habits Are Built Upon A Foundation Of Motivation	2
The Three Most Important Keys To Understanding Effective Bodybuilding Nutrition	4
The Macronutrients And What They Do For Us -- Protein, Carbohydrates And Fat Explained	5
The “Right” Ratio Of Macronutrients.	8
Determining How Many Calories You Should Eat.	9
Skip La Cour’s Simple Way To Determine Your Maintenance Level.	11
Body Composition.	17
Determining How Many Meals To Eat Each Day	18
Skip La Cour’s Basic Meal Plan.	20
Eating To Build Muscle Mass.	21
How To Calculate The Percentages Of Macrocnutrients In Your Food – A Quick Nutrition Mathematics Review	21
The Importance Of Protein.	23
How Much Protein You Should Eat To Build Muscle.	24
Skip La Cour Explains His “Protein Consumption Window Of Opportunity” Theory.	26
The Danger Of Eating Too Much Protein.	27
The “Bulking Up” Strategy For Packing On Muscle Mass.	28
Eating To Lose Body Fat.	30

There's No Substitute For Hard Work When It Comes To Losing Body Fat.	32
Why Starchy Carbohydrates May Not Be As Good For You As You Think.	33
Building Muscle And Losing Body Fat At The Same Time.	35
Dealing With The Challenge Of A Slow Metabolism.	36
Dealing With The Challenge Of A Fast Metabolism.	38
Why You Should Keep Your Diet Simple.	39
The Benefits Of Adding "Good" Fat To Your Diet And The Painful Lesson I Learned!	42
Skip La Cour's First 5 To 6 Months Of Dieting The Year He Won The NPC Team Universe	44
Skip La Cour's Last 10 To 12 Weeks Of Dieting The Year He Won The NPC Team Universe	45
Skip La Cour's New And Improved "Good Fat" Diet.	48
The Importance Of Drinking Plenty Of Water.	49
Skip La Cour's Tip For Drinking More Water.	50
The Benefits Of Adding Salt To Your Meals.	50
Getting Shredded And Maintaining Muscle Is A Matter Of Heart.	52
Once You've Missed A Scheduled Meal—It's Gone Forever!	53
Fat-Burning Mode: Learn To Love That Feeling	53
How Do You Know That You're Losing Muscle?	54
Incorporating "Cheat Days" Into Your Disciplined Diet Without Feeling Guilty.	55
The Bodybuilding Triad: A Visual Demonstration Of The Importance Of Nutrition.	55

Skip La Cour's Top Ten Nutrition Tips.	56
Samples Of Skip La Cour's Nutritional Programs.	59
Skip La Cour's Ten Tips For Eating Well Despite Your Busy Schedule.	66
About the Author	70

Bodybuilding Nutrition

Simple & To-the-Point Eating Strategies To Help You Reach Your Goals

**By Skip La Cour
NPC Team Universe & Musclemania Champion**



I believe many of us make the process of bodybuilding far more complicated than it needs to be. This is especially true when it comes to nutrition.


I've come to this conclusion after answering literally thousands of questions from bodybuilders for more than a decade. Through seminars, appearances, letters, phone consultations, and contact through the Internet, the same questions we're asked and the same challenges were encountered over and over again. It didn't matter what level of experience, number of accomplishments, individual circumstances, or what part of the world a bodybuilder lived, when it comes to nutrition, our patterns of thinking and the obstacles they faced were basically the same.

As I strive to strengthen my skills as an effective bodybuilding coach, one of my goals is to simplify the bodybuilding process. The bottom line is that we are all after the same things; to build muscle, lose body fat, or a combination of building muscle and losing body fat. We also want to do so in the most efficient ways and in the shortest period of time.

If you embrace the nutritional strategies I've outlined in this publication, how you need to build muscle and lose body fat will be more simple. Notice the word I used was *simple*—not easy! Nothing is easy (Nothing worth having, anyway). Eating to create a lean and muscular physique is no exception.

The Importance of Good Nutrition

If you want to produce high-quality muscle and maintain lower body fat levels from the time and effort you invest in training, you *must* feed yourself properly. Your nutritional habits—not how you train in the gym—has the greatest impact on the development of your physique. Many experts feel the way you eat accounts for as much as 80 percent of the way you look. If you want an impressive muscular body, you are going to have to pay close attention to what you are eating.



In fact, if I was faced with the dilemma of choosing between training or eating properly as my only vehicle to look and feel my very best, I would choose to eat properly. Sound nutrition is that important to your bodybuilding efforts. A heavy emphasis needs to be placed on studying winning nutritional strategies and executing those strategies on a consistent basis.

Good Eating Habits Are Built Upon A Foundation Of Motivation

“I’m so confused about nutrition!” many bodybuilders often complain. “My training is great but, when it comes to how I should eat, I don’t have a clue!”

Good eating habits are built upon a foundation of motivation. Let’s get honest with ourselves for a moment. Is the difficulty in this particular situation in

understanding nutrition? Or, is the real challenge *following through* with eating the way we already know we should?

Let's admit what's really going on in some of our minds. Eating delicious foods is one of life's simplest, easiest-to-attain, and greatest pleasures. Sometimes, it's very difficult to stay away from food that doesn't support our bodybuilding efforts. Great-tasting but unhealthy food becomes too much of a temptation for us. Even when we are committed to eating properly, it's sometimes too difficult to break away from our busy schedules and eat our meals at all—whether they are good for us or not.



The key to eating to build muscle comes down to being properly motivated to do so. Because you are taking the time to read this nutritional advice, I assume you're pretty motivated. This is a great time to determine exactly why *today* is the day you'll make the commitment to earn the physique you really want by eating right. If you know *why* you want to do something, figuring out *how* to do it will become much easier. You must first take care of figuring out *why* and, hopefully, my advice will help you figure out *how* to meet your physique-enhancing goals.

Eating to build muscle and lose body fat is a *way of thinking* just as much as it is a series of actions. Many bodybuilders get easily confused, frustrated, and eventually overwhelmed with the subject of proper nutrition. Rock-solid bodybuilding nutrition doesn't need to be complicated in order to be effective.

The Three Most Important Keys To Understanding Effective Bodybuilding Nutrition

Let's break down and simplify this important aspect of bodybuilding. You basically need to understand three things about nutrition:

1. The main purpose for each of the three macronutrients: Protein, carbohydrates, and fat
2. The “right” ratio, or the “correct” percentages, of protein, carbohydrates, and fat that your food should be divided into in order to meet your bodybuilding goals
3. The number of calories you should consume to meet your specific physique-enhancement goals

Good nutrition seems much easier when it is broken down and you look at it from that perspective, doesn't it? But what do the three macronutrients do for our bodies? What ratio of our food should be allocated to protein, carbohydrates, and fat? How do I determine how many calories I should eat? I'll answer those questions—and a whole lot more.

Those questions about nutrition provide a wide range of answers that are not necessarily easy to find. But, with *experimentation*, *patience*, and *persistence*, you'll eventually figure out what's best to help you reach your personal goals. Unfortunately, there are no easier ways around this fact. There are no magic numbers, solutions, or formulas that I, nor anyone else, can give you to make the process effortless—no matter what you are told. These



answers not only vary from person to person, they also can vary within the very same *person* during different periods of time.

The Macronutrients and What They Do For Us



With simplicity and efficiency in mind, let's discuss the macronutrients. In general terms, all food is broken down into three major groups of macronutrients; protein, carbohydrates, and fat. Here is a simple explanation of what they are and what each of them do

for our bodies:

Protein

Protein, far and away, is the most important nutrient you'll need to build muscle on your body. Muscle *is* protein. Protein *is* muscle. Without enough protein, you'll have a very difficult time seeing results from your training. Plain and simple, you're simply not going to grow muscle without a sufficient amount of protein.

Carbohydrates

Carbohydrates give you the energy to train hard in the gym and carry out your everyday activities. Your body needs carbohydrates on a consistent basis throughout the day to feed the brain that uses glucose, or blood sugar, as its primary energy source. Glucose is a carbohydrate used by every cell in the body as fuel.

When carbohydrates stored in the body are depleted too far, the body will convert precious muscle-building protein into glucose instead of regular carbohydrates to give the body the energy it needs. As a bodybuilder, you want to do everything you possibly can to avoid this from occurring. The very last thing you want is to have your hard-earned muscle mass sacrificed for energy. Consuming enough carbohydrates will prevent this from happening.

Excess carbohydrates, however, will be converted into fat. How can you avoid eating too many carbohydrates? I was once offered a suggestion I found to be very helpful. The strategy was to eat the majority of carbohydrates in the morning and immediately after working out. These are ideal times for the body to process carbohydrates more rapidly.



Rice and Cream of Rice are my favorite sources of carbohydrates

Some people believe you should limit your carbohydrate consumption after 6 or 7 p.m. They believe carbohydrates are converted to body fat much easier at that time because of your body's ability to burn fat is reduced while sleeping. Others have a different opinion. They believe it doesn't matter when you eat your carbohydrates. The body processes carbohydrates the same all the time.

Personally, I agree with the latter opinion. Carbohydrates in the morning, carbohydrates in the evening, or carbohydrates in the afternoon, in my opinion, it ultimately doesn't matter when you eat them. What is important is, at the end of the day, the calories that you've burned are greater than the calories you've consumed. In my experience, as I have prepared for a bodybuilding contest that I've appeared in very good condition, I've eaten many complex carbohydrate-dense meals right before I've gone to sleep and I would get harder and harder.

How do you determine the “right” amount of carbohydrates you should eat? I decide the amount of carbohydrates I’ll eat this way:

As a bodybuilder, I will *always* keep my protein intake high to build muscle (usually, this is about 400 grams a day). If I’m trying to get lean or stay lean, I will closely monitor the fat in my diet (usually, this will be limited to the incidental fat that comes in my lean meat and carbohydrates). I also realize I must stay within a certain calorie range to meet my personal goals. What’s left to consider? Only carbohydrates are left to consider. I eat enough carbohydrates to give me just enough energy to train heavy and with intensity, have enough energy to do my regular life’s activities, and to manage my body fat level—and not many more carbohydrates than that. After I total the calories from my essential protein and incidental fat, the calories coming from carbohydrates can’t cause me to exceed the total calories I’ve allotted myself for the day. The calories derived from carbohydrates must “sandwich” in between.

Fats

Fat in your diet serves a vital purpose for the body. Fat acts as a structural component for all cell membranes and supplies necessary chemical substrates for hormonal production. Fat protects vital organs and carries fat-soluble vitamins.

Your body needs fat—so don’t try to avoid it completely. Many experts feel that 26-30 percent of your total dietary calories should come from fat.

There are two types of fat. Saturated fat, which is considered bad fat, and unsaturated, which is considered to be good fat. Some people add fat like olive oil and canola oil to their diets to make sure they meet their body’s requirements.

What Is The “Right” Ratio of Macronutrients?

Let start off by saying there's is no “right” answer. The recommended ratio, of protein, carbohydrates, and fat to effectively build muscle and lose body fat is often debated by the experts in the health and fitness community. The amount you need is based on your own body's ability to metabolize nutrients and on your particular fitness goals. Again, experimentation is needed on your part here.

Don't get overwhelmed by trying to nail down an exact percentage! In the big picture, in other words, over the course of time a 10 percent difference or swing in a couple of the three macronutrients is really not a big deal—especially if it causes you to procrastinate from jumping and starting your diet! If you are truly committed, you will have plenty of time to make adjustments if you pay close attention to your body.



This is how I keep it simple in my mind: As a bodybuilder, I must eat more protein than an average person. My secondary focus is consuming enough carbohydrates to have enough energy to train hard, prevent the body from ever using muscle as an energy source, and fuel my regular lifestyle activities. I

sometimes add fat to my diet for energy or eliminate it altogether (relying only on the incidental fat in my chicken breasts and other protein sources) depending on how lean I want to be at the time.

From that basic rationale, you can see that I don't necessarily worry about an exact ratio of macronutrients to gain quality muscle mass and reduce body fat. The percentages, however, normally end up being around 55 percent protein, 30 percent carbohydrates, and 15 percent fat.

How Many Calories Should You Eat?



“How many calories should I eat? I’m a 23 year-old man, 5’ 9” 180 pounds and am 12.5 percent body fat.....” This is a question that I’ve been asked literally thousands of times by bodybuilders at different levels of experience from all over the world.

Many lifters get confused about how many calories they should eat—especially when they read in the muscle magazines how much food other bodybuilders eat. Some bodybuilders say they eat 10,000 calories a day, while others eat as little as 2,500. What is the right amount of food for you?

Determining Your Maintenance Level

For clarification purposes, your *maintenance* level is the amount of calories you need to stay at your *current* body weight. If you want to gain weight or lose weight, you’ll obviously need to make adjustments.

There’s really no way of determining *exactly* how many calories you should eat to maintain your current body weight, but here is a method that can get you close to your maintenance level. Again, your maintenance level is the amount of calories

you would theoretically need to stay at your current weight. This method of calculation is called the *Harris-Benedict Equation*. This formula takes into account your sex, age, height, and weight. Other factors are considered as well.

Your heart, breathing, and mental activity all require energy (or calories). Even when you are resting, your body is burning calories to maintain its basic functions. This additional energy requirement is also taken into account by the *Harris-Benedict Equation*.



For men, the equation works as follows: First, multiply your weight by 13.8. Secondly, multiply your height (in inches) by 5. Next, multiply your age by 6.8 then subtract that figure from 67. Add these three totals together.

Here is an example of a 180 pound, 5'9", 23 year-old man:

180 pounds x 13.8	= 2,484.0
69 inches (5'9") x 5	= 345.0
23 years-old x 6.8 = 156.40	
67 - 156.4	= - 89.4

Total Calories Needed	2,739.6

For women, the equation works as follows: First, multiply your weight by 9.6. Secondly, multiply your height (in inches) by 1.8. Next, multiply your age by 4.7 then subtract that figure from 655. Add these three totals together.


Here is an example of a 120 pound, 5'3", 26 year-old woman:

120 pounds x 9.6	=	1,152.0
63 inches (5'3") x 1.8	=	113.4
26 years-old x 4.7	=	122.2
655 - 122.2	=	532.8

Total Calories Needed		1,798.2

Of course, this method can only *estimate* the amount of calories you need to maintain your current weight. You may need to make some adjustments depending on the amount of exercise you do, the type of exercise, and your own individual metabolic factors.

Skip La Cour's Simple Way To Determine Your Maintenance Level



As I stated earlier, there's really no way of determining *exactly* how many calories you should eat to maintain your current body weight.

Here's the challenge. Caloric requirements can change from person to person—even if they have similar qualifying factors. Caloric requirements can also change from time period to time period within the same person. You may need

to make some adjustments depending on the amount of exercise you do, the type of exercise, and your own individual metabolic factors.

I have a method to make the process of determining the amount of calories you should eat much simpler—and probably just as effective.

1. Get a book with a complete listing of foods, their calories, and macronutrient breakdown.
2. Using the information I've provided in the previous section of this article, decide on an appropriate breakdown of macronutrients for your daily food intake. Don't worry about being exact, you can make changes later if necessary.
3. Decide on the number of meals you are committed to eating each day (I have listed some strategies to help you determine the right amount for you in the next section of this article).
4. This may sound too simple, but just pick a total number of calories you'll eat each day and divide that number by the number of meals you are committed to eating. This will give you the total number of calories you should plan to eat during each meal. After determining the amount of calories you should eat each meal, get your complete book of foods and plan your meals from there.

1,500, 2,000, 3,000—whichever number you choose, you'll soon be able to figure out what adjustments you need to make. I firmly believe the excuse of not knowing exactly how many calories you should eat is simply a diversion to the real challenge—committing to go through the necessary sacrifice to eat the way you should to support your bodybuilding efforts. If this is not true—and you are acute to the way your body is processing the food you are eating—this simple method will get you started immediately.

On the following pages, I have listed the foods I normally eat in the manner in which I have described and a typical meal plan.

Typical Foods Skip La Cour Eats During A Day

FOOD	CALS.	PROTEIN	CARBS	FAT
18 egg whites	288	61	9	0
1-16 ounce bag of broccoli	125	10	20	0
1 scoop of protein powder	100	24	1	0
1 serving of cream of rice	170	3	38	0
Chicken breast (8 oz)	385	58	0	15
Lettuce	45	3	9	0
Cucumber	39	1.5	9	.5
Balsamic vinegar (2 tbsp)	20	0	6	0
Meal Replacement	270	40	22	1
Lettuce (1-3 lb. bag; 20 cal. x 16 servings / 7)	46	4	14	0
Cucumber	39	1.5	9	.5
Balsamic vinegar (1 tbsp.)	10	0	3	0

Basic Diet

MEAL #1

FOOD	CALS.	PROTEIN	CARBS	FAT
9 egg whites	144	30.5	4.5	0
1-16 ounce bag of broccoli	125	10	20	0
1 scoop of protein powder	100	24	1	0
TOTAL	369	64.5	25.5	0

MEALS #2, 4, 6, 8

FOOD	CALS.	PROTEIN	CARBS	FAT
Meal replacement	270	40	22	1
Lettuce (1-3 lb. bag; 20 cal. x 16 servings / 7)	46	4	14	0
Cucumber	39	1.5	9	.5
Balsamic vinegar (1 tbsp.)	10	0	3	0
TOTAL	365	45.5	48	1.5


MEALS #3, 5, 7

FOOD	CALS.	PROTEIN	CARBS	FAT
Chicken breast (4 oz)	192.5	29	0	7.5
Lettuce (1 3 lb. bag; 20 cal. x 16 servings / 7)	46	4	14	0
Cucumber	39	1.5	9	.5
Balsamic vinegar (1 tbsp.)	10	0	3	0
1 scoop of protein powder	100	24	1	0
TOTAL	387.5	58.5	27	8

DAY'S MEAL TOTALS

MEAL	CALS.	PROTEIN	CARBS	FAT
MEAL #1—7AM	369	64.5	25.5	0
MEAL #2—9AM	365	45.5	48	1.5
MEAL #3—11AM	387.5	58.5	27	8
MEAL #4—1PM	365	45.5	48	1.5
MEAL #5—3PM	387.5	58.5	27	8
MEAL #6—5PM	365	45.5	48	1.5
MEAL #7—7PM	387.5	58.5	27	8
MEAL #8—9PM	365	45.5	48	1.5
TOTAL	2991.5	422 56%	298.5 35%	30 9%

What's Most Important Is Your Body Composition



Now that you've figured out approximately how many calories will maintain your current body weight, all you need to do is eat *less* than that number to lose weight in body fat and eat *more* to gain muscle, right?

Well, it's not that simple. What's most important in building an awesome physique is your *body composition*—not how much you weigh on the scale. Body composition is the makeup of the body in terms of the relative percentage of *lean body mass* and *body fat*. Obviously, having a higher percentage of lean mass and a lower percentage of body fat is ideal. Your body composition can not be determined by how much you weigh on a scale. Changing your eating habits and exercising more can greatly improve your body composition.

When you begin healthier eating habits, be more concerned with the way you *look* and *feel* than the bathroom scale. One thing is certain: The scale is not a good indicator if you are adding high-quality muscle mass. The scale can't evaluate how the quality of your training and nutritional habits are affecting your body composition.

You may mistakenly believe an increase in weight is due to more quality muscle—and it may be mostly body fat. On the other hand, I have seen quite a few bodybuilders who have obviously gained a fair amount of muscle and, at the same time, lost a considerable amount of body fat—but they were disappointed because they weren't gaining weight.

The best way to monitor your progress is with a mirror. If you are a “quantitative-kind-of-person” who can only relate to numbers, you may want to have an underwater-immersion fat analysis done to accurately measure your progress.

Personally, I don't care if an underwater-immersion fat analysis, electronic impedance device, or body fat calipers are used to calculate my body fat percentage, I think they all are inaccurate. Even if they are proven to be accurate, I think they're insignificant.

Let me ask you a couple of questions. If you really didn't feel good about the way you looked in the mirror, would a low body fat percentage reading all of a sudden make you happy? In other words, would a “good” number change the vision you see when you look at yourself in the mirror? And, if you were sincerely satisfied with the physique you saw in the mirror, and you were measured at a body fat level higher than you expected, would it change the way you saw yourself? If you answered no to these questions, why would you waste your time getting your body fat levels measured in the first place? You have nothing to gain—except for confusion if that reading is inaccurate.

Once again, let the mirror be your guide. Be sure to see what you look like from the rear! Most of your excess body fat will be carried in your buttocks and hamstrings. What you *can't* see may hurt you!

How Many Meals To Eat Each Day

After you've estimated the total amount of calories that you need to eat each day, decided on the right ratio of protein, carbohydrates, and fat, you need to commit to an eating schedule that spreads that food evenly throughout the day.

How many meals should you eat? That will depend on your time constraints and the total daily calories you allow yourself to eat. A good rule of thumb would be to

eat smaller, more frequent meals. A dedicated bodybuilder should eat *at least* five times a day and space those meals no further than three hours apart.

I eat eight meals a day that are spread out every two hours. I've been eating this way for years. It's difficult at times because eating so frequently interrupts my train of thought and activities. But, because I am committed to becoming one of the best drug-free bodybuilders in the world, that's a price I'm willing to pay.

The theory behind this way of eating is this: I have found eating smaller, more frequent meals, or in other words "grazing" throughout the day, is the most efficient way for my body to process food.

Even though I may eat eight meals a day, you can see the total amount of calories of those meals only adds up to around 2,700 - 3,200 calories. Eight meals, totaling 3,000 calories, is far more efficient for the body to handle than only three meals totaling 3,000 calories.

On the following page, I have listed what is generally included in those meals and the times I eat them.

Skip La Cour's Basic Meal Plan

Meal #1 - 7AM

9 -18 egg whites, 1-2 servings of oatmeal, cream of rice, grits, or white rice, 1 - 2 scoops of whey protein powder.

Meal #2 - 9AM

Meal replacement, salad.

Meal #3 - 11AM

4 - 8 ounces of chicken breasts, 1 - 2 servings of white rice, salad, 1 - 2 scoops of whey protein powder.

Meal #4 - 1PM

Meal replacement, salad.

Meal #5 - 3PM

4 - 8 ounces of chicken breasts, 1 - 2 servings of white rice, salad, 1 - 2 scoops of whey protein powder.

Meal #6 - 5PM

Meal replacement, salad.

Meal #7 - 7PM

4 - 8 ounces of chicken breasts, 1 - 2 servings of white rice, salad, 1 - 2 scoops of whey protein powder.

Meal #8 - 9PM

Meal replacement, salad.

Eating To Build Muscle Mass

When eating to gain muscle, the best (and the simplest) advice I have ever received was, “Don’t eat to get fat. Don’t eat to stay lean. Eat to grow!”

Many bodybuilders are confused when it comes to eating the right amount of food necessary to build quality muscle. I suggest starting with the number that you’ve calculated with the *Harris-Benedict* equation then make adjustments from there.

You often hear about bodybuilders who eat up to 10,000 calories a day. That’s a lot of food! At my bodyweight, my calories normally range from 3,000 to 4,000 calories a day.



You want to make determining the amount of calories you should eat to build muscle and maintain low body fat levels even easier? Just pick a number for your total daily calorie intake like 2,000, 2,500, or 3,000. Then, divide those calories into around 55 percent protein, 30 percent carbohydrates, and 15 percent fat. Use that as a starting point and make adjustments from there.

How To Calculate The Percentages Of Macronutrients In Your Food – A Quick Nutrition Mathematics Review

Before calculating the percentages of each of the macronutrients (protein, carbohydrates, and fat) make up of your total food intake, you must know the calorie conversion of each of them. A calorie is a unit to state the heat content of

food. In simple terms, what energy is needed to “burn up” that type of food.

Calorie Conversion

One calorie of protein is equal to **4 grams**.

One calorie of carbohydrate is equal to **4 grams**.

One calorie of fat is equal to **9 grams**.

If you want 55 percent of the 2,500 calories you’ve allowed yourself for the day to come from protein, simply multiply 2,500 by .55. That means 1,375 of your 2,500 calories would come from protein. If you divide those 1,375 calories by 4 (the amount of grams one calorie of protein is equal to), you’ll determine that you need 343.75 grams of protein every day.

If you eat eight meals a day and feel you should distribute protein evenly throughout the day, each of those eight meals would consist of about 43 grams.

If you want 30 percent of the 2,500 calories you’ve allowed yourself for the day to come from carbohydrates, multiply 2,500 by .30. Which means 750 of your 2,500 calories would come from carbohydrates. If you divide those 750 calories by 4 (the amount of grams one calorie of carbohydrate is equal to), you’ll determine that you need 187.5 grams of carbohydrates every day.

If you eat eight meals a day and feel you should distribute your carbohydrates evenly throughout the day, each of those eight meals would consist of about 25 grams.

If you want 15 percent of the 2,500 calories you’ve allowed yourself for the day to come from fat, multiply 2,500 by .15. Which means 375 of your 2,500 calories would come from fat. If you divide those 375 calories by 9 (the amount of grams one calorie of fat is equal to), you’ll determine that you need about 42 grams of fat every day.

If you eat eight meals a day and feel you should distribute your fat evenly throughout the day, each of those eight meals would consist of about 5 grams.

Notice the totals of 42 grams of protein, 25 grams of carbohydrates, and 5 grams of fat that we determined each meal will consist of are very close to the nutritional breakdown of a typical meal replacement.

You can check your work by adding the amount of calories you have determined for each of the macronutrients are equal to the daily total of calories for the day in this manner:

Total protein (55%)	=	1,375
Total carbohydrates (30%)	=	750
<u>Total fat (15%)</u>	=	<u>375</u>
Total calories for the day	=	2,500

The Importance of Protein



As I stated before, protein is the most important nutrient for building muscle. Without enough high-quality protein, you are not going to grow at the rate you deserve to grow—and I don't care how hard you train in the gym!

It is important for you to maintain a balance in the positive flow of nitrogen on a consistent basis. By this, I mean you absolutely *must* consume more nitrogen than you excrete. You need to keep your body in a positive protein accrual environment. If you happen to be excreting more nitrogen than you

consume, it doesn't matter. I have discovered, like many other bodybuilders, the more protein I consume the bigger and stronger I get.

How Much Protein Should I Eat To Build Muscle?

How much is the “right” amount of protein to eat each day, you ask? 100 grams? 250 grams? 500 grams? You will need to *experiment* to determine what the proper amount of protein is that will keep you in a positive protein accrual environment.



Bodybuilders should start with a gram to a gram-and-a-half per pound of bodyweight—and move *upwards* from there. Many experts estimate this is how much the average hard-training bodybuilder needs per day. My only suggestion would be, if your body can efficiently use more, then by all means, give it more and build more muscle!

There is also a very old, outdated, and conservative method of determining the “proper” amount of protein you should ingest. Unfortunately, too many bodybuilders hold on tightly to this theory. I don't believe there is any way possible this cookie cutter rule can apply to everyone—especially every single hard-training bodybuilder. This method suggests that you multiply your body weight in kilograms times 1.5 to figure the grams of protein to consume daily (divide your weight in pounds by 2.2 to determine how much you weigh in kilograms).

The only reason I even include this guideline is because 9 out of 10 people in the bodybuilding world are going to tell you this the “right” amount of protein—not a

single gram more! If you ingest any more protein than that, they warn, you are going to damage your kidneys.

I suggest you shouldn't be so conservative about your protein consumption—especially if you want to make the most use of your hard training and pack on some serious, rock-solid muscle mass! But, if you do try this widely accepted formula, be sure to experiment upwards from there. If you are able to handle more than that amount efficiently, you will probably gain more muscle. One thing you don't want to do is rob yourself of even one more ounce of precious muscle!

“How much protein should I eat then, Skip? I calculate my total should be 177 grams a day.” I recommend determining the amount of protein you should eat a little differently. Instead of figuring out the total grams of protein you can efficiently digest in the entire DAY—determine how much you can efficiently digest EVERY TWO HOURS.

Why? If you eat your daily total, let's say, of 300 grams of protein in *four* meals as opposed to *eight*, the efficiency of how your body digests that protein would differ, wouldn't it?

If you take those 300 grams of protein and divide that total by four meals, that would equal 75 grams per meal. Those 300 grams of protein divided by *eight* meals equals 37.5 grams per meal. Obviously, your body will have a much easier time digesting the 37.5 grams per meal than it would 75 grams. You are eating the very same amount of protein for the entire day—but are creating a big difference in the efficiency of its digestion and utilization. Your body would have a much easier time using the protein to help build muscle if it was spaced out evenly throughout the day.

Let me ask you a question: Are you confused about the amount of protein some experts in the bodybuilding community are recommending? You really should be

more concerned with consistently eating more frequent, high-protein meals and properly spacing them throughout your day. The average meal replacement contains about 40 grams of protein. Even those people who don't think the human body can assimilate large amounts of protein will agree that it can digest 40 grams every two to three hours, right?

Every two to three hours creates what I call a “**Protein Consumption Window of Opportunity.**” The more of these opportunities you take advantage of, the more you will augment your efforts in the gym. The more you consume high-quality protein during these windows—regardless of the amount of protein in that “window” or daily total of protein you think your body needs—the more muscle you will build. The key to successfully building muscle is eating smaller, more frequent meals throughout the day. Instead of worrying about that often-debated daily total of protein, break it down into two-hour to three-hour increments.

Do the math. The guy who eats eight meals as opposed to four meals a day has twice as many “Protein Consumption Windows of Opportunity” to take advantage of. Four a day, times seven days a week, equals 28 more “windows.” Every month that's 112 more and every year the total grows to an incredible 1,344 more “Protein Consumption Windows of Opportunity” that are used.

All other factors being the same (which they never are, but play along for the sake of this explanation), who do you think will build more muscle over the course of that year?

The Danger Of Eating Too Much Protein

Is eating too much protein dangerous? Many experts will tell you that eating too much protein will cause damage to your kidney. Obviously, by the large amount of protein I've been eating consistently every single day throughout my bodybuilding career, I either don't believe this is true or I am willing to take the risk in order to reach my ambitious bodybuilding goals.



Do I think, regardless of what the experts say, you should ingest a large amount of protein like I choose to do? I can't make that decision for you. I can, however, share with you the reason why I do despite some people's warnings. The people that I trust to give me accurate information tell me there are no scientific studies to back up those doom-and-gloom claims. They have theorized that the experts have come to their conclusion because the kidneys play a major role in the synthesizing of protein. Thus, if they are forced to do more work than the average person, they are at a greater risk to suffer damage.

I, myself, haven't had any problems (at least, any that I am aware of). I always make sure I do the things doctors recommend to help your body digest the protein like drinking a lot of water.

I am certain, however, that I have built a significant amount of muscle mass every single year that I've been training. I attribute much of that to consistently eating high-quality protein day after day, week after week, month after month, and year after year.

I firmly believe my body is able to assimilate most of the 400 grams I eat every day. There are studies that suggest the hard training athletes can efficiently


assimilate up to a whopping 72 grams of protein at a time. That's far more than the old "multiply your body weight in kilograms times 1.5" formula!

I choose to take my chances, but to be perfectly honest, I am not a doctor or claim to be a medical expert. I don't know anything about the effects of "excess" protein for certain. You'll need to make the decision of exactly how much protein to eat for yourself.

The "Bulking Up" Strategy For Packing On Muscle Mass

Is it better to bulk up for added muscle growth, or stay lean all year around? Unfortunately, this is an area where there are no definitive answers.

One school of thought is that if you consistently ingest high-quality protein and train heavily and efficiently, it is not necessary to put on excess weight to gain muscle. The additional body fat does not pack on more muscle. The more fat you put on, the harder you need to work to melt it off when you want to get lean or get ready for a bodybuilding contest. This way of thinking advises you to stay within 10 -15 pounds of lean weight or your shredded contest condition.



I, myself, agree with this thought process. Heavy training, adequate recuperation, and consistently eating high-quality protein is what builds rock-solid muscle mass—not excess body fat. The only things extra food and excess body fat can do for you is prevent your body from ever using precious muscle as an energy source, give you the feeling you have more energy and can train heavier in

the gym.

Those are some decent benefits, mind you, but if you are dedicated to be the best bodybuilder you can be, you can get the same benefits by eating smaller, well-balanced meals consistently throughout the day and becoming more focused and mentally tough when you're in the gym.

While I feel certain about my contradicting philosophy, others feel that if you limit the amount of weight you can gain, you will also limit the amount of muscle you can gain in the process.

If you do decide to bulk up, be sure not to get too far away from contest shape. The longer body fat stays on your body the harder it will be to take it off later. If you get behind schedule and need to drastically reduce your calorie intake to be ready for your contest in time, you will undoubtedly sacrifice a lot of precious muscle in the process. This will negate the very reason why you bulked up in the first place! If you are a drug-free bodybuilder, you do not have any chemicals to help you save muscle. You'll need to use intelligence and discipline.

Whether or not you are a competitive bodybuilder, ultimately you will need to decide how much body fat you are comfortable carrying. It may not be worth it to feel "sloppy" most of the year just to display more muscle on that one day of the contest.

A good rule of thumb when it comes to eating in the off-season is "eat to gain muscle." Do not eat to get fat or eat to stay lean. Consistently feed yourself high-quality protein for muscle growth and enough carbohydrates to keep you feeling your strongest. After prioritizing those needs, consume as much fat as you feel comfortable eating.

Eating to Lose Body Fat

One pound of body fat contains about 3,500 stored calories. You must reduce your caloric intake by 3,500 calories a week to lose one pound per week or increase your activity level to burn 3,500 extra calories per week. You must either eat fewer calories or burn more calories by increasing your activity level, or a combination of both—it's that simple.



But don't expect getting lean, ripped, or shredded to be so easy. The first few days on a diet, you may lose several pounds. That's because your body takes the easy way out when it needs energy. It uses up your stored carbohydrate (glycogen). Carbohydrates contain a relatively large amount of water. When you begin a diet, you can lose a lot of fluid—but no fat. You have a weight loss that only lasts until your next drink of water.

Your body does other things to preserve body fat. When it has used up its carbohydrate stores, it will shift your metabolism into a slower rate. You will discover you are moving more slowly and have less energy because you have used up your carbohydrate (quick energy) stores. Our bodies have been conditioned, over time, to guard against famine and will do almost anything to conserve fat. If weight loss is not done properly, too much precious muscle mass will be lost. But, if you are persistent, as a last resort, your body will begin to use its fat stores for energy.

Don't look too long for easy answers when trying to lose body fat. You are going to have to “pay a price” if you are truly committed to getting lean. There are no fancy pain-free diets or state-of-the-art supplements that are going to do the bulk

of the work for you. Don't try to fool yourself. Don't set yourself up for failure and disappointment.

If you want to lose excess body fat, the bottom line is you have to eat fewer calories than you burn each day. There are several ways to burn more calories than you eat. You can add more cardiovascular work to your training regimen. You can also simply eat less food throughout the day. You can even do a combination of these two strategies by doing more cardiovascular training and eating less food.

How quickly you will shred that body fat will depend on how much of a deficit you create between the calories you consume and the calories you burn on a daily basis—and for how long you wish to go through the sacrifice and pain it takes to train and/or diet this way.

Although my advice doesn't make the fat loss process a whole lot easier, it should make the process more simple. Without being distracted by constantly searching for unrealistic, quick-fix solutions, or super-duper supplements, you can now focus on the task in front of you, get to work, and achieve the results you truly desire.

There's No Substitute For Hard Work When It Comes To Losing Body Fat



When it comes to dieting to lose body fat, there's no substitute for hard work. Believe me, I really wish this were not the case.

Unfortunately, however, you must burn more calories than you ingest every day to lose that stubborn body fat.

Low-fat diets, high-fat, carefully watching your fat intake, or paying close attention to the glycemic index in your foods—it doesn't matter. When the day is done, you must burn more calories than you eat. It doesn't even


matter if all the food you eat is healthy, non-junk food, or "clean," it's total must be lower than your maintenance level.

As I always say, "God puts a price-tag on everything." If you've accumulated some body fat and desperately want to get rid of it, you are going to have to pay the price. The price may be spending more time sweating on a treadmill, feeling hungry on occasion, or both. Whatever method you choose, there will be some pain involved. I would be lying to you if I told you any differently.

Anyone who tells you differently is just flat-out misleading you! I firmly believe it is our desire to discover some painless alternative that we mistakenly believe is "somewhere out there" which prevents us from dieting the way we must in order to accomplish our goal of losing body fat.

There are several ways to burn more calories than you eat. You can add more cardiovascular work to your training regimen, simply eat less food throughout the day, or even do a combination of more cardiovascular training and eating less food.

So, let's quit looking for a magic solution when comes to losing body fat and get to work!



Why Starchy Carbohydrates May Not Be As Good For You As You Think

As I work with more bodybuilders from around the world, I'm beginning to realize the biggest problem for most of us (even the most disciplined among us) is over eating starchy or grainy carbohydrates. I think the biggest problem with starchy, complex carbohydrates is that they are very easy to overeat. It doesn't take very much rice or pasta to add up to a lot of calories.

When you're on a strict bodybuilding diet, starchy carbohydrates are a godsend! They taste awesome! They give you that warm feeling throughout your body. They calm you and relax you. They get you out of that funky, bad mood you're sometimes in when your dieting.

You don't get very much food in a single serving of starchy carbohydrates—especially for the amount of calories that one serving contains. One serving of white rice contains about 150 calories and about 35 grams of carbohydrates.

One serving of rice adds up to a puny $\frac{3}{4}$ of a cup—and that's after it's cooked! That's not very much food.


How often do you stop after eating only $\frac{3}{4}$ of a cup of cooked white rice when you are hungry, really? Come on! Be honest. “Whoops, I guess I put a little too much in that measuring cup. Oh well.” I know how it goes—I've been there too! The difference between one serving and $1\frac{1}{2}$ is 300 calories and 70 grams of carbohydrates over the course of one day (I have four servings a day). That's a significant difference. I think the reason why a lot of bodybuilders who eat “clean” but can't get lean as quickly as they want or even stay fat is because they're unaware of overeating starchy carbohydrates.

I tend to lose body fat more quickly when I avoid starchy carbohydrates altogether. I believe the reason why is because I ingest fewer *calories* by replacing them with vegetables, or fibrous carbohydrates. You can eat an entire 16-ounce bag of broccoli has only 175 calories and 20 grams of carbohydrates. I don't know about you, but I'm never tempted to eat extra broccoli!

I used to believe avoiding carbohydrates like rice, potatoes, oatmeal, and pasta and substituting them for vegetables was better for fat loss because I thought different types carbohydrates were digested a lot differently. I now feel that it's all a matter of calories burned versus calories ingested. That's how you effectively lose body fat. It doesn't matter which kind of carbohydrates you eat.

You should get your hands on a calorie-conversion book and look up just exactly what is considered a serving of your favorite carbohydrate, and more importantly, exactly how many calories that serving contains. In many cases, you'll be surprised just how small the serving is and how large the number of calories it contains. When dieting strictly, what type of foods do you crave the most and find the most satisfying? If you are like me—it's definitely complex carbohydrates!

Can You Build Muscle And Lose Body Fat At The Same Time?



One question I am continually asked is, "Is it possible to lose body fat and gain muscle at the same time?" My answer is an emphatic YES!

First of all, to build muscle, you must constantly overload the muscles in the gym. Heavy training is of utmost importance. Even when you are on a calorie-deprived diet to lose body fat, you must be mentally tough and continue to train heavily to preserve—and even build—muscle mass. And, as I've discussed several times already, back up heavy training by eating

high-quality protein on a consistent basis.

To lose body fat and still gain muscle, you must really watch your diet closely. Keep your daily caloric intake below your maintenance level. When you reduce your calories, be sure to keep your diet high in quality protein. Most of your calories should come from your carbohydrate consumption. Of course, watch your fat intake.

Here is how I suggest you manipulate your carbohydrate consumption: For a couple of days, eat only vegetables for carbohydrates then go back to grains like rice, potatoes, and pasta for a couple of days. Rotate in this manner and see how quickly you start melting the fat. Because carbohydrates give you energy, this may become difficult at times. Nevertheless, it is a very effective strategy.

Dealing With The Challenge Of A Slow Metabolism

Many bodybuilders (many people, for that matter) are confused and frustrated about what they can do to reach their physique goals—despite having a slow metabolism.

My suggestions for dealing with a slow metabolism are two-fold: First, there are a few procedures that you can follow to help your metabolism run more efficiently. Secondly, conquering the challenge of a slow metabolism by changing the way you look at it.

Procedural Strategies For Dealing With A Slow Metabolism

Procedures you can implement to speed up your metabolism:

1. Obviously, consuming less calories will speed up your metabolism. Your body must work harder with less fuel to train in the gym and accomplish your other daily activities. As long as you keep what you believe to be the proper ratio of protein, carbohydrates and fat for your body, it will run more efficiently with less food for awhile.
2. Rotate the amount of calories you eat. Your body will eventually adapt to the amount of calories you ingest—and slow down in it's effort to hold onto and store body fat. If you feel your body burns about 2,500 calories a day, eat only 2,000 for a few days. Then, go back to eating 2,500 for a stretch of days. Again, for a few days, eat only 2,000. Then, to really keep your body from adapting and slowing down your metabolism, eat 3,000 for a few days. Continue rotating your caloric intake in this manner.
3. Eat smaller, more frequent meals throughout the day.

4. Cut down on starchy carbohydrates and, of course, your fat intake.
5. Replace most of your carbohydrate calories with “good” fats like canola oil or olive oil. Make sure you replace an equal amount of carbohydrate calories with fat calories. Fat, when added to your diet in this type of manner, becomes a much more efficient source of energy for the body to use.
6. Try eating only fibrous, vegetable carbohydrates for a series of days.
7. Increase your cardiovascular training.
8. Try doing your cardiovascular training early in the morning.
9. Consider taking a thermogenic, fat-burning, metabolism-increasing supplement.

Mental Strategies For Dealing With A Slow Metabolism

The mental aspect of overcoming this obstacle is what I’ll now address. When you’ve labeled your metabolism as “slow,” with whom or what are you comparing? An 83 year-old woman? A 19 year-old guy in your gym? How efficiently your body ran 15 years ago? I have a feeling you’re not comparing your metabolism to that of an 83 year-old woman, right?

Why waste your energy lamenting about the fast metabolism you had in days gone by? Why waste time comparing yourself with those who have faster metabolisms? Why spend any of your precious time “cursing the gods above” for being put in such a challenging position?

You must “play with the hand you’ve been dealt.” Approaching this year’s Team Universe at almost 38 years-of-age, my metabolism isn’t anywhere near as fast

as it was when I entered my first show ten years ago. I remember eating a whole bag of frozen chicken breasts and a cooker full of white rice every single day while I was getting ready for a show. One former Team Universe Champion told me he “has to” eat frozen yogurt every night until six weeks before the show to prevent from getting too lean too early.

But you know what? Who cares? If I’m truly committed to getting shredded, I’ll make the required adjustments. I must create a significant deficit from the amount of calories I consume versus the amount of calories my body actually burns each day—whatever those numbers are. The bottom line is that I need to either eat less calories, do more cardiovascular training, or a combination of both. The responsibility is squarely on my own shoulders!

Deal with reality. If you are truly committed to achieving your goals, then make the necessary adjustments based on what you have or don’t have. Spend your time and energy striving to be the very best that YOU can be!

Dealing With The Challenge Of A Fast Metabolism

The major challenges a bodybuilder with a fast metabolism compared to a person with an average metabolism is that he must invest additional time, better time management, and more money for extra food. If a person with an average metabolism needs to eat six well-balanced meals spread evenly throughout the day to reach their bodybuilding goals, a person with a fast metabolism may have to eat eight or nine. The body’s higher caloric requirement will be satisfied by the additional meals. The type of foods and the proportion of macronutrients that a bodybuilder with a fast metabolism needs to meet their goals are the same as a person with an average one.

Keep Your Diet Simple!

Have you ever known people who are always asking themselves “What am I going to eat for dinner tonight?” Some people put a lot of thought and effort into deciding what they are going to enjoy for their next meal. In my opinion, they make the eating process far too complicated!

I intentionally keep my meals plain and simple. I don't get too fancy or complicated when it comes to eating—especially when I'm preparing for a contest. I eat to grow muscle and keep my body fat levels manageable. I won't let myself get into the mindset of eating for pleasure that I believe you must develop if you want to succeed in bodybuilding.

When you eat the way you need in order to grow and get your momentum rolling, even plain and boring meals can taste delicious—if you have the right mindset and are hungry enough. If you really want anything in life, there is always a price you're going to pay. The price I am willing to pay is eating plain and boring—but high-quality, muscle-building meals!

I'm not saying everyone should eat the way I do, but if you want to build muscle in the shortest amount of time, this is what I've found to be the most effective route. You can adjust your standards in any way you wish depending on your own physique goals. You must understand I am trying to become the very best in the world at what I do and am trying to share the strategies that have worked for me. I understand there is more than one way to "skin a cat" but this is the system I have chosen.

Food is a vehicle that, if utilized properly, can help me reach my ultimate goals as a bodybuilder—and much more. If used improperly, food can hinder—or even destroy—my dreams.

I really don't mind eating the same foods every day. It makes my life simpler—so I can concentrate on things in my life that I feel are more important.

Be Consistent!



Bodybuilding is a lifestyle. Doing it correctly does not stop after you are done in the gym. You must constantly feed your body the right foods if you want to enjoy a great physique.

Some natural bodybuilders make a terrible mistake of being inconsistent. When they want to prepare for a show, they start "bearing down" two or three months before. This is usually much too late. Some of the best drug-assisted bodybuilders may be able to get by with this habit, but a successful natural bodybuilder cannot.

How you eat seven months before a show is just as important as how you eat seven weeks—or even seven days—before a show. If you wait until three months before, you are losing a lot of precious time that you could use for growing by staying consistent with your nutritional habits.

If you are a noncompetitive bodybuilder, consistent eating habits are just as important to you. If you want to feel strong, be strong, and look your best you must "feed the machine."

Patience is a very important part of your ability to stick to your nutritional program.

The Benefits Of Good Nutritional Habits Are More Than Just A Great Body



Sound nutrition has many more benefits than just aesthetics. Applying good eating habits to your daily life will also help you mentally. If your body is a machine that needs fuel to run properly, then food is that fuel. The higher quality food you give your machine, the better it will perform. Performing better means a better sense of well-being, sharper thinking, more strength in the gym, and better performance in other areas of your life, such as work and relationships with people. I believe when you consistently eat right, you have more “pep in your step,” the sky seems a lot bluer, the air seems a lot fresher—you become a happier, more optimistic person. It goes without saying you will need to put forth some effort -- and this can become very difficult. Isn't anything worth having always a little difficult? Attaining a muscular physique you can be proud of is one of these difficult tasks. Eating properly on a consistent basis is going to help you reach your goals.

The Benefits Of Adding “Good” Fat To Your Diet And The Painful Lesson I Learned!

Fat doesn't make you fat. Your body needs fat. Don't totally eliminate fat from your diet. Fat is an extremely efficient source of energy.

We've all read these statements in the bodybuilding and fitness magazines, haven't we? Let me ask you a question. When we begin a calorie-restricted diet in order to lose body fat, why is fat still the very first macronutrient we try to completely eliminate?

If this is similar to your approach, don't feel too bad. I, myself, have done the same—and should have known better. Just like you, I occasionally fail to take advantage of state-of-the-art bodybuilding nutritional information that will help me reach my own goals.

In my continuing efforts to help you learn from my experiences over the years, I want to share the painful lesson I learned about the importance of keeping fat in your diet while trying to get lean.

I was in Gold's Gym in Venice, California about three months before I was to defend my NPC Team Universe overall victory. IFBB professional bodybuilder, Paul Dillet, said to me, "Skip, you could be much bigger—and get just as lean as you were last year." He then offered me a rather simple, but extremely valuable, piece of nutritional advice. Tito Raymond, a drug-free national competitor who was on the treadmill next to Dillet at the time, nodded his head in total agreement.

What advice did he share with me? "You need more fat in your diet. I keep my carbohydrates really low and put guacamole (good fat) and salsa on my chicken breasts. Fat is an efficient source of energy for the body to burn. Fat is far more efficient than starchy carbohydrates," Dillet told me.

How receptive do you think I was to his suggestion? I was just coming off a victory in which I achieved a level of conditioning that surely set a new standard for drug-free heavyweights. I may have been a good 16 or 17 pounds lighter than I had ever been—but I was victorious and unbelievably shredded nonetheless.

Long story made short, I didn't use his advice and came in second place that year. I was much heavier, but not quite as ripped. Since that conversation, Dillet won the Night of Champions. Raymond won both the middleweight class at the NPC Team Universe and the professional division of the Musclemania. They succeeded—while I was forced to settle for a disappointing second place finish in my class.

The most unfortunate part of the story (for me, at least) is that, although I was unaware of exactly what I was doing, I used this very *same* nutritional strategy for months leading up to my own Team Universe victory the year before! I just didn't realize nor appreciate how effectively my body was utilizing this plan.

I attended a contest as a spectator and saw a competitor who was amazingly shredded. I was so inspired by his awesome condition, I had to ask him how he did it. "The Zone Diet," he told me. I immediately rushed to the bookstore, bought the book, and started applying the strategies.

In you are not familiar with the Zone Diet, it basically suggests you avoid starchy carbohydrates (rice, pasta, potatoes, bread, etc.) and replace them with vegetables. To compensate for the calorie difference between the starchy carbohydrates and vegetables, the author recommends you add "good" fat to your diet in the form of olive oil, flax seed oil, or canola oil. My only variance to the diet was I kept my protein intake high (about 400 grams).

I dieted (I ate absolutely no junk food) for my Team Universe victory for nine months! The first five to six months, I only ate egg whites, chicken salads, protein powder, canola oil, balsamic vinegar, and at times, meal replacements. Only during the last 10 to 12 weeks before my show did I switch to the traditional high protein/moderate carbohydrate/low fat bodybuilding diet.

My First 5 to 6 Months of Dieting The Year I Won The NPC Team Universe

Meal #1 – 7AM – 18 egg whites, mixed vegetables, one tablespoon of canola oil, whey protein.

Meal #2 – 9AM – Meal replacement.

Meal #3 – 11AM – chicken breast, salad (store-bagged lettuce, cucumber, one tablespoon of canola oil, balsamic vinegar), whey protein.

Meal #4 – 1PM – chicken breast, salad (store-bagged lettuce, cucumber, one tablespoon of canola oil, balsamic vinegar), whey protein.

Meal #5 – 3PM – chicken breast, salad (store-bagged lettuce, cucumber, one tablespoon of canola oil, balsamic vinegar), whey protein.

Meal #6 – 5PM – chicken breast, salad (store-bagged lettuce, cucumber, one tablespoon of canola oil, balsamic vinegar), whey protein.

Meal #7 – 7PM – chicken breast, salad (store-bagged lettuce, cucumber, one tablespoon of canola oil, balsamic vinegar), whey protein.

Meal #8 – 9PM – chicken breast, salad (store-bagged lettuce, cucumber, one tablespoon of canola oil, balsamic vinegar), whey protein.

My Last 10 to 12 Weeks of Dieting The Year I Won The NPC Team Universe

Meal #1 – 7AM – 18 egg whites, mixed vegetables, oatmeal, whey protein (mixed in with my food or mixed in one quart of water).

Meal #2 – 9AM – Meal Replacement (mixed as a pudding or in one quart of water).

Meal #3 – 11AM – chicken breast, salad (store-bagged lettuce, cucumber, balsamic vinegar), rice, whey protein (mixed in with my food or mixed in one quart of water).

Meal #4 – 1PM – Meal Replacement (mixed as a pudding or in one quart of water).

Meal #5 – 3PM – chicken breast, salad (store-bagged lettuce, cucumber, balsamic vinegar), rice, whey protein (mixed in with my food or mixed in one quart of water).

Meal #6 – 5PM – Meal Replacement (mixed as a pudding or in one quart of water).

Meal #7 – 7PM – chicken breast, salad (store-bagged lettuce, cucumber, balsamic vinegar), rice, whey protein (mixed in with my food or mixed in one quart of water).

Meal #8 – 9PM – Meal Replacement (mixed as a pudding or in one quart of water).

As I mentioned a couple of times before I was incredibly ripped for my show. Unfortunately, I really didn't understand exactly how I achieved such outstanding condition. I attributed my accomplishment to dieting for a long time and the many

hours of cardiovascular training. I was just as committed as I tried to become a back-to-back champion. I dieted from January 4th until my show on August 9th. This time, however, I went straight to the traditional high protein/moderate carbohydrate/low fat contest preparation diet.

Sometimes, it doesn't matter how committed, dedicated, or disciplined you are. If you don't have an outstanding strategy, you will not achieve outstanding results. Hard work will only go so far. Hard work may get you in very good condition—but not outstanding. I believed I worked just as hard as I did in the previous year, but the results were not even close to the same.

When I think about it now, when Paul made his diet suggestion, I wasn't getting lean at a rate that was proportionate to the amount of effort I was investing. But, I wanted to stay in my comfort zone. I looked for every reason in the world why that strategy wasn't as "earth-shaking" as Dillet believed. "He's a pro. He weighs much more than I do. He has much more muscle mass. He has more experience. He trains under different conditions." Believe me, my mind thought of all the reasons why my circumstances were unlike his! I blamed my marginal results on the change in climate because I moved from sunny California to Washington state that year.

Fat provides a consistent, slow-burning, and extremely efficient source of energy. Carbohydrates are often hot-and-cold and tend to spike your insulin levels. Excess carbohydrates can easily be stored as fat. Keeping your carbohydrate consumption low and adding good fat to your diet in its place will keep you strong in the gym and keep you looking full. Along with my hard work, eating this way for months enabled my body to melt the extremely-hard-to-burn marbled fat deep within my muscles. When I switched to the traditional low fat diet with 10 to 12 weeks left before my show, I had already lost most of my body fat—and my body probably remained in the "use-fat-as-my-primary-energy-source mode" because it was so conditioned over time.

Damn! Just think of the position I could have been in if my mind was open to Paul's suggestion back then. I could possibly have been the very first back-to-back Team Universe champion. I probably worked just as hard as the year I won, but the difference between a repeat victory and settling for second place just might have been this *single* nutritional strategy.

Although he was certain about the advice he was giving me, Dillet couldn't sway me enough to make immediate changes. After thinking about what he said for months, I eventually implemented his recommendations. But, at that time, I wasn't inspired, persuaded, or influenced sufficiently to do so. I sincerely hope sharing this story with you inspired, persuaded, and/or influenced you keep the "good fat" in your diet when trying to lose body fat.

Now that I am armed with the knowledge, experience, and the pain of a missed opportunity, I'm implementing this diet again this year and am experiencing amazing results. I ate eight tablespoons of canola oil a day (that's 960 calories from the added good fat alone!) for the first eight weeks of my diet and was able to get myself in great condition. I then cut it back to four tablespoons and will try to keep as much in as long as possible.

My New And Improved "Good Fat" Diet

Meal #1 – 7AM – 18 egg whites, mixed vegetables, one tablespoon of canola oil, whey protein.

Meal #2 – 9AM – Meal replacement, mixed vegetables, one tablespoon of canola oil.

Meal #3 – 11AM – chicken breast, mixed vegetables, one tablespoon of canola oil, whey protein.

Meal #4 – 1PM – Meal replacement, mixed vegetables, one tablespoon of canola oil.

Meal #5 – 3PM – chicken breast, mixed vegetables, one tablespoon of canola oil, whey protein.

Meal #6 – 5PM – Meal replacement, mixed vegetables, one tablespoon of canola oil.

Meal #7 – 7PM – chicken breast, mixed vegetables, one tablespoon of canola oil, whey protein.

Meal #8 – Meal replacement, mixed vegetables, one tablespoon of canola oil.

The Importance Of Drinking Plenty Of Water

Water is one of the most precious resources on the planet. All life depends on water. The Earth and everything living thing upon it are primarily made of water. As human beings, our bodies are over 67 percent water and need to be replenished with plenty of water on a continual basis to function properly. If we do not drink enough water, everything—from our smallest cell to our bodily organs and how they function—will be compromised.

Your muscles are 70 percent water and it plays a major role in the muscle building process. How exactly does water help build muscle? In general terms, water helps your body properly utilize the nutritious foods you are committed to eating while efficiently eliminating waste.



Drinking plenty of water aids in the digestion of nutrients, how efficiently those nutrients are transported to the cells, and how well the cells absorb them. One of water's most important roles is to flush the dangerous toxins out of our bodies. Every function of the human body will be compromised on a systemic level when you don't drink enough water.

Water helps you get the most value from your supplements as well. Water helps with the utilization of all the water-soluble vitamins and minerals your body needs to survive. If a person is not getting significant results from creatine, which in my opinion is one the most effective legal supplements of the market, I would surmise they are not drinking enough water to take advantage of the hydration effect that occurs (for most of us).

In the gym, water helps prevent injuries that may occur during weight training by cushioning joints and other soft tissue areas.

I try to drink at least two gallons of water a day to keep my body healthy—and support my bodybuilding efforts. As a contest approaches, I drink as much as five gallons a day! This is quite an investment in time, effort, and visits to the bathroom, but I'm certain it is a wise investment. Fresh, clean spring water is so important to me, I spend about \$70.00 a month to have it delivered to my home. You won't see me anywhere without my one-gallon plastic jug of water nearby. I recommend you should drink *at least* one gallon every day.

Skip La Cour's Tip For Drinking More Water

Slightly sweetening your water with Crystal Light will help you get much more down each day. Don't follow the directions for use, however. All of that Crystal Light, although relatively low in calories, will give you too many unnecessarily.

I put ½ of one of those little “tubs” in every gallon of water I drink. I think that adds about 100 calories for the day—which is well worth the investment!

The Benefits of Adding Salt to Your Meals

Sodium and its use are very misunderstood and often-confused health topics. With the media flip-flopping on whether sodium is good or bad for you, it's no wonder why you may be confused.

Sodium will actually help your bodybuilding efforts. Do you want to add mileage to the money you invest in supplements? Simply adding table salt to your daily meals can be extremely helpful in doing so. This “supplement booster” efficiently transports nutrients into your system and, at about 50 cents for a 26-ounce package, is really inexpensive.



Liberally salting your food will help your body transport important bodybuilding nutrients and supplements (like creatine and glutamine) into your muscles more efficiently. No, salting your food won't *cause* high-blood pressure (although excess salt could exasperate high-blood pressure if you already have it).

After getting accustomed to its use, salting your food won't bloat you either. If you drink enough water, your body will routinely flush excess sodium out of your system. If you find yourself looking bloated due to the amount of sodium you are eating, try drinking more water. Keep drinking more water until you find the right amount needed to neutralize or balance out the amount of salt you are eating.

By the way, this strategy is intended for everyone—whether you're a competitive or a non-competitive bodybuilder. Many bodybuilders mistakenly believe they need to carry extra body weight in order to build muscle. It's highly unlikely that an addition of 10 to 30 pounds within a year's period of time would be all quality muscle.

As I have discussed before, the three most important factors for building muscle are heavy and intense overload training, complete recovery, and aiding the recovery process with proper nutrition that places a high priority on high-quality protein consumption. Nowhere in that equation is the need for excess carbohydrates and fats in your diet—both of which can lead to additional body fat.

If you don't put on the body fat in the first place, you won't need to put yourself through the pain and agony of taking it off later.

But you say that you are much stronger in the gym with that extra weight? You feel the confidence and certainty the extra body weight gives you improves your training performance and leads to better gains? I agree—but here's a solution which is more efficient than putting on body fat –adding sodium to your diet!


You'll need to experiment with what the right amount is for you, but adding salt to your food, can help you gain an additional 5 to 10 pounds of extra body weight. The extra weight can help you feel stronger, train heavier, prevent injuries, and give you more confidence. Adding salt to your diet, along with drinking plenty of water, will give you the very same benefits as body fat—but in a much more efficient manner.

Losing the extra water your body carries as a result of adding salt is a process that takes a matter of days. Losing extra body fat is a process that can take months!

Getting Shredded And Maintaining Muscle Is A Matter Of Heart

Many people who have written to me are amazed that a drug-free bodybuilder can show up for contests in such great condition. I believe getting ripped is a matter of having a little bit of knowledge—but most important, having a lot of "heart". It takes a lot of discipline to stay on your diet for a longer time than others who have faster metabolisms or who use chemicals to assist them.

You have to go hungry sometimes while continuing to train hard and heavy so you can retain as much muscle as possible. I believe many more drug-free bodybuilders could show up in better condition—it is a matter of whether or not they are willing to do the hard work and go through the sacrifice that's required.



Once You've Missed a Scheduled Meal—It's Gone Forever!

How well you eat is the most important aspect of the bodybuilding process. You must place a high priority on eating well *consistently*. Once you've missed a meal, it's gone forever. You can't make up for that missed meal by eating two at the next scheduled time because the body can only assimilate so much food at one sitting. The excess will be wasted.

When you miss a meal, you lose an opportunity to help your body grow muscle. The more of those crucial opportunities you miss, the less likely you'll be to reach your bodybuilding goals.

Fat-Burning Mode: Learn To Love That Feeling!



Over the years, I've learned to become sensory acute to my body's signals that let me know if I'm on the right track to gradually lose fat. I can tell when I am turning my body into a "fat-burning machine" or in other words, when I feel as though my body is running at an optimal fat-burning mode. What does that feel like? Well, for starters, I have that "hungry-but-not-hungry feeling" most of the time. My stomach NEVER feels full—even immediately after eating a meal. The most I ever feel is satisfied. Also, I can almost literally feel my face sinking a bit. My body temperature is much hotter throughout the day and I am sweating

more profusely during my cardiovascular sessions.

Many bodybuilders get "freaked out" when they see what their body looks like when it's in fat-burning mode. They fear that they are getting small and losing muscle. Visually, my body does appear to be smaller and my clothes fit more

loosely. My muscle-bellies are much flatter than when I'm eating more food. It's not that I'm losing muscle, it's just that my muscles are not filled with as much glycogen, therefore looking like deflated balloons. This is a necessary evil—at least for a period of time. It doesn't matter what I look like now, it matters what I look like the day of the show. I won't look my very best the day of the show if I'm holding on to extra body fat because I wouldn't let my body go through the necessary process.

I have learned over the years to associate positive emotions to these kinesthetic-external and visual feelings during the dieting process—not fear. These are sure-fire indicators that I am well on my way to being shredded for my upcoming contest.

How Do You Know That You're Losing Muscle?

Some bodybuilders feel if they diet for an extended period of time, they will lose quality muscle.

First of all, how do you know you're losing muscle? Are you really lean enough to really tell? Are you sure the size you are losing isn't a lot of water or worthless body fat? Are you sure you just don't look "flat" because your muscles are not filled with glycogen?

Losing muscle just because you are reducing your caloric intake does not have to happen—if you go about it intelligently! It all starts at the "dinner table." You don't need extra carbohydrates or fat in your diet to build or maintain muscle. What you need to build muscle mass is high-quality protein! Be sure to consume enough of that protein, distribute protein evenly throughout the day, and eat protein often (6 to 8 times a day).

In the gym, you need to train with heavy weight and train with intensity. Then you need to fully recover the muscle before blasting it again and again, week after week.

Like I've said before, the rest is in God's hands. You can, however, make sure you take full responsibility for your part of the muscle-building process.

Incorporating “Cheat Days” Into Your Disciplined Diet Without Feeling Guilty

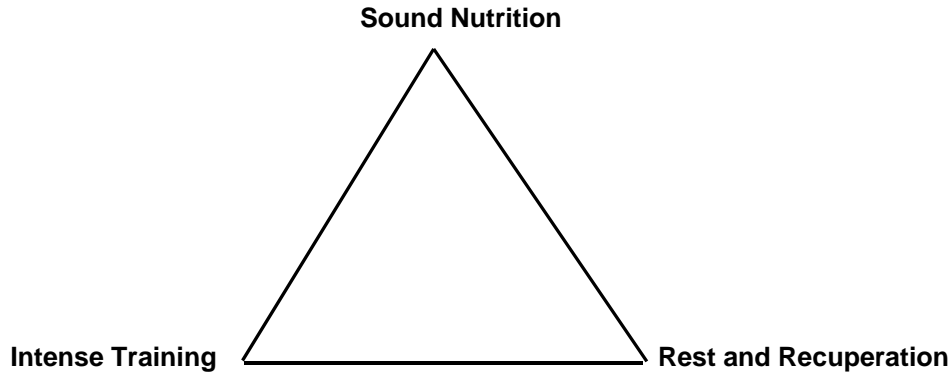
Always schedule in advance the days that you'll stray or “cheat” from your well-planned and structured bodybuilding diet—instead of arbitrarily doing so. You'll feel more successful, in control, and dedicated. You'll become more determined to make it to the “finish line” after you've put together a stretch of days exhibiting outstanding discipline. You will enjoy the “not-so-healthy” meal (or meals) even more and with less guilt because you know you've earned that indulgence.

The Bodybuilding Triad: A Visual Demonstration Of The Importance Of Nutrition

As a visual reminder of the way I should prioritize my bodybuilding efforts, I assemble the key components into what I call *The Bodybuilding Triad* (See illustration). At the three points of the triad or triangle, I place (1) sound nutrition, (2) intense training, and (3) rest and recuperation. Although these dimensions of bodybuilding are all very important, they are not all of *equal* importance.

At the top of the triad, I deliberately place sound nutrition because it is my number one priority. Intense training and rest/recuperation are at the two other points of the triad—much lower in comparison to eating right.

THE BODYBUILDING TRIAD



Skip La Cour's Top Ten Nutrition Tips

1. **Take an hour or so to write down all the reasons why *now* is the time to commit to eating the way you must in order to build an outstanding physique.** When you have a strong enough “why” you can figure out “how” much easier. Motivation—not a special diet secret—is the key to success in this most important aspect of bodybuilding.



2. **Keep your menu planning simple.** The less thinking and extra planning you have to do when it comes to feeding yourself properly the better. Try to look at eating as merely a method to build quality muscle, fuel great workouts, and keep your body lean and looking good—instead of as a source of recreation, pleasure, and a way to connect with your family and friends. I realize that delicious dining is one of life's great pleasures, but try adjusting your way of thinking to that of a muscle-building, efficient eater as much as possible.

3. **Be consistent with your good eating habits.** How well you eat during a particular day or even week can be easily neutralized by just a few bad days. Make a good day of eating stretch into a good week, a good week stretch into a good month, and several good months stretch into a good year. This is when you'll start seeing the improvements in your body.
4. **Build your nutritional program around a solid foundation of high-quality protein.** Protein should be your number one nutritional priority as a bodybuilder. Protein builds muscle. Muscle *is* protein.
5. **When trying to lose body fat, first concentrate primarily on the overall reduction of calories in a day.** Oftentimes, too much importance is given to reducing your fat and carbohydrate intake. Start the fat loss process by simply reducing the calories you consume.
6. **Pay special attention to how your individual body processes carbohydrates.** After reducing your calories, analyze your body's carbohydrate consumption when trying to lose body fat. Dr. Barry Sears, author of *Enter The Zone*, believes that 25 percent of us process carbohydrates efficiently while the rest of us do not process them very well.⁸ Experiment with different *types* and different *amounts* of carbohydrates to see what works best for your body.
7. **Weight gain does not necessarily mean muscle gain.** If you are a drug-free bodybuilder, be sure to train as heavily as possible, eat high-quality protein (this may take experimentation on your part), and add enough carbohydrates to give yourself energy to live the lifestyle and look the way you want. And, of course, watch your fat intake. Forget about the scale! Use the mirror as your guide.

8. **Advanced planning is essential to a sound nutritional program.** This is especially true when you have an extremely busy schedule or when you are traveling. Know what you will eat on a particular day at the *beginning* of it. Don't wait to figure out what you will eat *during* it.

9. **Take advantage of meal replacements, high-quality whey protein, and even the convenient protein bars (when you must).** With the tremendous accessibility of these products, there is little reason for not getting your daily requirements of the most important bodybuilding nutrient.

10. **Plan your “cheat days,” “reward days,” or, in other words, those days that you will treat yourself to anything you want to eat.** Set your nutritional plan up to be a series of sprints, rather than an endless marathon. By doing so, you'll be more likely to adhere to your plan. You'll know in advance that you can soon reward yourself for exhibiting awesome discipline. There's nothing like a Saturday to eat like a pig (if you wish) after being a disciplined-eating Mass Machine all week long!

Samples of Skip La Cour's Nutritional Programs

“DEFINITION DIET”

REGULAR (Salad Day with Carbohydrates)



Meal #1 – 7AM -- egg whites, broccoli, oatmeal, whey protein (mixed in with your food or mixed in one quart of water).

Meal #2 – 9AM – Meal Replacement (mixed as a pudding or in one quart of water).

Meal #3 – 11AM – chicken breast, salad (store-bagged lettuce,

cucumber, balsamic vinegar), rice, whey protein (mixed in with your food or mixed in one quart of water).

Meal #4 – 1PM – Meal Replacement (mixed as a pudding or in one quart of water).

Meal #5 – 3PM – chicken breast, salad (store-bagged lettuce, cucumber, balsamic vinegar), rice, whey protein (mixed in with your food or mixed in one quart of water).

Meal #6 – 5PM – Meal Replacement (mixed as a pudding or in one quart of water).

Meal #7 – 7PM – chicken breast, salad (store-bagged lettuce, cucumber, balsamic vinegar), rice, whey protein (mixed in with your food or mixed in one quart of water).

Meal #8 – 9PM – Meal Replacement (mixed as a pudding or in one quart of water).

“BUILD MUSCLE/LOSE FAT”

Moderate Carbohydrates (Salad Day)

Meal #1 – 7AM -- egg whites, broccoli, whey protein (mixed in with your food or mixed in one quart of water).

Meal #2 – 9AM – Meal Replacement (mixed as a pudding or in one quart of water).

Meal #3 – 11AM – chicken breast, salad (store-bagged lettuce, cucumber, balsamic vinegar), whey protein (mixed in with your food or mixed in one quart of water).

Meal #4 – 1PM – Meal replacement (mixed as a pudding or in one quart of water).

Meal #5 – 3PM – chicken breast, salad (store-bagged lettuce, cucumber, balsamic vinegar), whey protein (mixed in with your food or mixed in one quart of water).

Meal #6 – 5PM – Meal Replacement (mixed as a pudding or in one quart of water).

Meal #7 – 7PM – chicken breast, salad (store-bagged lettuce, cucumber, balsamic vinegar), whey protein (mixed in with your food or mixed in one quart of water).

Meal #8 – 9PM – Meal Replacement (mixed as a pudding or in one quart of water).

“QUICK CUT-UP SYSTEM”

Low Calorie/Extremely Low Carbohydrates

Meal #1 – 7AM -- egg whites, broccoli, whey protein (mixed in with your food or mixed in one quart of water).

Meal #2 – 9AM – Whey protein (mixed as a pudding or in one quart of water).

Meal #3 – 11AM – chicken breast, salad (store-bagged lettuce, cucumber, balsamic vinegar), whey protein (mixed in with your food or mixed in one quart of water).

Meal #4 – 1PM – Whey protein (mixed as a pudding or in one quart of water).

Meal #5 – 3PM – chicken breast, salad (store-bagged lettuce, cucumber, balsamic vinegar), whey protein (mixed in with your food or mixed in one quart of water).

Meal #6 – 5PM – Whey protein (mixed as a pudding or in one quart of water).

Meal #7 – 7PM – chicken breast, salad (store-bagged lettuce, cucumber, balsamic vinegar), whey protein (mixed in with your food or mixed in one quart of water).

Meal #8 – 9PM – Whey protein (mixed as a pudding or in one quart of water).

“MAINTENANCE PROGRAM”

Moderate Carbohydrates

Meal #1 – 7AM -- egg whites, broccoli, one tablespoon of canola oil, whey protein (mixed in with your food or mixed in one quart of water).

Meal #2 – 9AM – Meal Replacement (mixed as a pudding or in one quart of water).

Meal #3 – 11AM – chicken breast, salad (store-bagged lettuce, cucumber, balsamic vinegar), one tablespoon of canola oil, whey protein (mixed in with your food or mixed in one quart of water).

Meal #4 – 1PM – Meal Replacement (mixed as a pudding or in one quart of water).

Meal #5 – 3PM –chicken breast, salad (store-bagged lettuce, cucumber, balsamic vinegar), one tablespoon of canola oil, whey protein (mixed in with your food or mixed in one quart of water).

Meal #6 – 5PM – Meal Replacement (mixed as a pudding or in one quart of water).

Meal #7 – 7PM –chicken breast, salad (store-bagged lettuce, cucumber, balsamic vinegar), one tablespoon of canola oil, whey protein (mixed in with your food or mixed in one quart of water).

Meal #8 – 9PM – Meal Replacement (mixed as a pudding or in one quart of water).

“MASS BUILDER”

Higher Calories/Higher Carbohydrates

Meal #1 – 7AM -- egg whites, broccoli, one tablespoon of canola oil, rice, whey protein (in 1 quart of water).

Meal #2 – 9AM – Meal Replacement (mixed as a pudding or in one quart of water).

Meal #3 – 11Am – chicken breast, salad (store-bagged lettuce, cucumber, balsamic vinegar), one tablespoon of canola oil, rice, whey protein (mixed in with your food or mixed in one quart of water).

Meal #4 – 1PM – Meal Replacement (mixed as a pudding or in one quart of water).

Meal #5 – 3PM – chicken breast, salad (store-bagged lettuce, cucumber, balsamic vinegar), one tablespoon of canola oil, rice, whey protein (mixed in with your food or mixed in one quart of water).

Meal #6 – 5PM – Meal Replacement (mixed as a pudding or in one quart of water).

Meal #7 – 7PM – chicken breast, salad (store-bagged lettuce, cucumber, balsamic vinegar), one tablespoon of canola oil, rice, whey protein (mixed in with your food or mixed in one quart of water).

Meal #8 – 9PM – Meal Replacement (mixed a pudding or in one quart of water).

STRICT 2,700 CALORIE MEAL PLAN—LOW CARBS

#1-7:30AM- 9 egg whites; 1 16-ounce bag of broccoli; 1 serving of oatmeal; 1 scoop of high-quality whey protein powder.

#2-10AM- Meal Replacement; salad.

#3-12:30PM- 4 ounces of chicken; salad; 1 scoop of high-quality whey protein powder.

#4-3PM- Meal Replacement; salad. (364/44.5/40/1.5)

#5-5:30PM- 4 ounces of chicken; salad; 1 scoop of high-quality whey protein powder.

#6-8PM- Meal Replacement; salad.

#7-10:30PM- 4 ounces of chicken; salad; 1 scoop of High-quality whey protein powder.

Daily Totals:

Calories: 2791
Protein: 377 (54%)
Carbs: 258 (37%)
Fat: 26 (9%)

******A “salad” consist of 1 3-pound bag of lettuce divided by 7 (Meals #2-#9), 1 medium-sized cucumber, and 1 tablespoon of balsamic vinegar. This salad equals about 114 calories. Lightly salt each salad at first. Then, week by week, gradually salt more and more. Become a “Sodium-and-Water Processing Machine.”**

******Be sure to drink 3 gallons of water every day.**

******This may seem like a lot of carbs (258 grams) but it mostly comes in the form of vegetables. The only “grainy” or “starchy” carbs you are eating is the oatmeal (or equivalent cream of rice, cream of wheat, grits, regular rice) with Meal #1—or the meal right after your workout with weights.**

******This should be PLENTY of food—but it will get you lean. You should remain strong and build muscle! After awhile, you’ll get hungry eating this much food. That’s when you’ll really know the diet is working!**

STRICT 3,100 CALORIE MEAL PLAN—LOW CARBS

#1-7AM- 9 egg whites; 1 16-ounce bag of broccoli; 1 serving of oatmeal; 1 scoop of High-quality whey protein powder. (519/67.5/60.5/0)

#2-9AM- Meal Replacement; salad. (364/44.5/40/1.5)

#3-11AM- 4 ounces of chicken; salad; 1 scoop of High-quality whey protein powder. (386.5/67.5/19/8)

#4-1PM- Meal Replacement; salad. (364/44.5/40/1.5)

#5-3PM- 4 ounces of chicken; salad; 1 scoop of High-quality whey protein powder. (386.5/67.5/19/8)

#6-5PM- Meal Replacement; salad. (364/44.5/40/1.5)

#7-7PM- 4 ounces of chicken; salad; 1 scoop of High-quality whey protein powder. (386.5/67.5/19/8)

#8-9PM- Meal Replacement; salad. (364/44.5/40/1.5)

Daily Totals:

Calories: 3134.5
Protein: 448 (57%)
Carbs: 277.5 (35%)
Fat: 28.5 (8%)

******A “salad” consist of 1 3-pound bag of lettuce divided by 7 (meals 2-9), 1 medium-sized cucumber, and 1 tablespoon of balsamic vinegar. This salad equals about 114 calories. Lightly salt each salad.**

******Be sure to drink 1 ½ - 2 gallons of water every day.**

******This may seem like a lot of carbs (277.5 grams) but it mostly comes in the form of vegetables. The only “grainy” or “starchy” carbs you are eating is the oatmeal (or equivalent cream of rice, cream of wheat, grits, regular rice) with Meal #1.**

******This should be PLENTY of food—but it will get you lean. You should remain strong and build muscle! After awhile, you’ll get hungry eating this much food. That’s when you’ll really know the diet is working!**

Skip La Cour's Ten Tips For Eating Well Despite Your Busy Schedule

The biggest obstacle you may face when trying to implement a bodybuilding nutritional program is to do so despite your busy schedule at work and at play. Oftentimes, it seems that everything else takes priority over eating correctly. In the short run, it's easier to just skip an important meal like breakfast rather than getting yourself out of bed just 10 minutes earlier to eat. It's convenient to stop at Burger King for a Whopper and fries rather than going home, cooking a chicken breast, rice, and vegetables, and cleaning up the mess afterwards.

And you know what? You're right! It is much easier to skip meals or stop for fast food. But, if you want to build a physique that you can be proud of, you must make the decision to eat correctly.


I'll be perfectly honest with you. There are no "secrets." The bottom line is you have to make the commitment to change. Eating right can't be something you "should" do, it has to be something you "must" do if you want to have the body you desire. Everything worth having takes extra effort. Your body is no exception. Let's face it, if it were easy, everybody would have a fantastic physique!

Here are ten tips I've discovered to make the process of eating the way you should despite your busy schedule a little easier:

1. Organization and advanced planning are essential. Plan ahead and create diet menus for the entire week, then go to the grocery store and purchase all the food you will need. Don't get caught short of the food you'll need to support your bodybuilding efforts. You'll be less likely to go back to the store in the middle of your busy week.

2. Choose food containers that will make eating more convenient. Rubbermaid "Servin' Saver" food containers are ideal for eating on the go. Ziploc plastic bags are very versatile and will keep your food fresh. Smaller ice chests come in a variety of fashionable and convenient sizes that can keep your food cold while you're driving around in your car or sitting at your desk.
3. Get in the habit of carrying water with you at all times. More and more people are discovering the benefits of drinking 8 glasses of water a day, and those "spring water" bottles are becoming more and more visible. You won't see me anywhere without my one-gallon plastic jug of water nearby.
4. Make time to eat smaller meals throughout the day. If you plan ahead and cook your meals FOR THE ENTIRE DAY the night before or in the morning, you can warm up a container of pre-cooked food in the microwave. In the middle of your busy day, preparing meals will take only a few minutes. When you calculate all the time you'll save each meal, staying on schedule will be a little less overwhelming. As a bodybuilder, you should eat *at least* 5 or 6 times a day. Your body will use food more efficiently eating smaller, more frequent meals instead of eating the traditional three larger meals.
5. Take advantage of modern food preparation technology. There are many appliances on the market that make preparing meals a lot easier and faster. Bigger muscles, lower body fat, better health, and greater self-esteem are well worth the investment. People on the go should always have access to a microwave oven. If you don't have an automatic rice cooker, make a point of getting one today. I highly recommend the George Foreman Grill as well.
6. Although some people believe fresh vegetables are best for you, don't be afraid to take advantage of the convenience of frozen vegetables. There is

7. only a slight difference in the nutritional values of frozen vegetables versus fresh ones. They are definitely easier to prepare and are relatively inexpensive. Busy people just don't have time to clean and cut fresh vegetables. Instead



of excluding these important foods, just take them out of the freezer and put them into your food container before you leave for work. By the time of your mid-morning meal, they should be thawed. If you have access to a microwave, delicious hot veggies will be ready to eat in only a few minutes.

8. Don't get so overly "scientific" about eating that you never get started on a structured program. Just make sure you eat all the food you need. Put the entire day's worth of food in one container and eat even amounts throughout the day. Also, don't think you are doing yourself a favor by not eating all the food that you should. Remember, eating a higher amount of calories—without eating in excess—will help build muscle. This will also keep your metabolism raised and thereby help reduce body fat.
9. Take advantage of convenient "food (or meal) replacements." Whether it is Ny-Tro Pro 40, MyoPlex, Rx Fuel, Met-Rx, or Mesotech, food replacements are excellent alternatives to regular food. They take the guesswork out of eating properly because they already contain the right proportion of protein, carbohydrates, and fat. This can be especially helpful in sticking to your commitment—even with your busy schedule.
10. I like pouring my meal replacements into a bowl, mixing them up in a little bit of water, and mixing the two to create a pudding-like consistency. Not only is the method a lot easier and faster to prepare than making a shake with a blender, I also get the sensation of eating real food. This sensation sure feels

good when I'm on a calorie-deprived diet!

11. At all times, keep a plastic container in your car or at your desk at work with a few meal replacements, a smaller container of whey protein, a couple of cans of tuna, a smaller bottle of water, a can opener, and some eating utensils. Doing so will make sure that you are NEVER caught short of the food you'll need to support your bodybuilding efforts.
-

About Skip La Cour

Skip La Cour has established himself as a leader in the bodybuilding world with his outstanding physique and by unselfishly communicating his training philosophies to others.

In his passionate effort to propel training, nutrition, supplementation, and mental strategies forward, he has authored nine books, produced five videos, and has frequently contributed to several international magazines. He has accomplished all of this and more while simultaneously becoming one of the world's best drug-free bodybuilders.



Competitive Bodybuilding Career



Skip La Cour has been training for more than 13 years and has been competing in bodybuilding contests for over 12 years. During that time span, La Cour has competed in 27 bodybuilding show around the world. At 5' 10", La Cour's competition weight ranges from 213 to 230 well-conditioned pounds.

Skip La Cour has won the NPC (National Physique Committee) Team Universe Overall titles twice (in 1998 and 2002). No other man has won the overall title twice. He has won the heavyweight class four different times (1995, 1998, 2000, and 2002). Those four victories are the most class wins in the history of the NPC Team Universe contest. He is also the only

man who has competed in all nine of the NPC's top drug-tested annual amateur event. The contest started back in 1994.

Skip La Cour is also the only man to have ever won the overall titles at both the NPC Team Universe and the Musclemania Natural Bodybuilding Championships—the two most competitive and most recognized drug-tested shows in the United States.

In August of 2002, La Cour competed in what many feel was his all time best condition. He convincingly won his second overall Team Universe Heavyweight Class and Overall titles.

Until this year, his biggest win was undoubtedly the 1998 NPC Team Universe, in which La Cour won the heavyweight and overall titles. Dropping 16 pounds from his previous year's physique that only earned a disappointing fifth place finish in his weight class, La Cour competed in unbelievably shredded condition and set a new standard of conditioning for drug-free heavyweights. The 1998 NPC Team Universe victory earned him the position of captain of Team USA. Unfortunately, Team USA was unable to compete in the IFBB World Amateur Championships (formerly known as the Mr. Universe) in Izmir, Turkey due to political unrest at the time.

The Academy of Bodybuilding, Fitness and Sports Awards named La Cour “Natural Bodybuilder of the Year” in 1998 for his outstanding efforts.


He became known as one of the top amateur drug-free bodybuilders in the nation by becoming the 1995 NPC Team Universe Heavyweight National Champion and earning a spot on the five-man USA Bodybuilding Team competing in the Mr. Universe contest in Guam, where he placed sixth.

Drug-free for life, La Cour first appeared on the national scene in 1994, when he won the Musclemania Natural Bodybuilding Championships, which aired on

ESPN television. Two years earlier in 1992, he became the first man in the history of the AAU to win the Mr. California and Mr. Natural California in the same year.

Featured Magazine Writer

La Cour is currently a contributing writer for Ironman Magazine. He is also a featured writer NutriMag, a publication produced by the NutriSport Nutrition Stores. This magazine is given out at all 80+ store locations. In addition, he is regular contributor to Natural Muscle, a monthly bodybuilding and fitness magazine.




Over the years his work has appeared in MuscleMag International, Muscular Development, Great Lakes Fitness Guide, AST Sports Science's High-Performance Muscle, Steele Jungle and in such international publications as Bodybuilding Monthly Japan, Ironman Japan, and Natural Press in England.

La Cour's Books and Videos

He has accomplished much as a writer, in his books Thinking Big, Thinking Big: The Next Level Workbook, Thinking Big II: Aspiring to a Higher Level of Bodybuilding Achievement!, Skip La Cour's Daily Training Journal, Skip La Cour's Daily Training Journal 2000 and Skip La Cour's Answers The 101+ Most-Often Asked-Questions about Bodybuilding and Training; his special report How I Packed-On 16 Pounds of Drug-Free Muscle in Just One Year!; and his contributions to several regional, national, and international bodybuilding publications and Internet websites.

His latest contributions to up-and-coming bodybuilders around the world are his hot-selling videotapes Skip La Cour's Mass Machine Hardcore, Skip La Cour's Mass Machine Heavy, and Intense! Training Video, II Training and Instructional Video, Dare To Dream!, Success is a Planned Event: A Day in the Life of Skip La Cour, and Skip La Cour's Live! Bodybuilding and Training Seminar.



Business Experience

Before thrusting his total time, focus, and energy into his passion for bodybuilding and helping others become the best they can be, Skip La Cour worked for the Raley's Superstores for 15 years. He worked from the bottom all the way up to the top, becoming one the company's youngest store managers at the age of 27.

La Cour's successes in the business of bodybuilding and fitness include earning multi-year, paid endorsement contracts with large supplement companies such as Met-Rx, TWINLAB, and AST Sports Science, all of which he has earned while still only an amateur bodybuilder. Impressed by La Cour's efforts, Champion Nutrition and Musashi have also supported his efforts in the past by supplying him with free product.

In addition to negotiating those business relationships, he created other opportunities with House of Pain (the workout clothing company), Jan Tana (the tanning supply company), and Jagware (the competition suit maker). He has also starred in national television commercials and currently appears on Anthony Robbins' Personal Power II infomercial.

La Cour lives in Walnut Creek, California (San Francisco Bay Area).