

www.radionicsmagic.com

The Magic Power of

Radionics, Psionics, and Orgone

A do-it-yourself guide to constructing devices for increasing psychic powers.

By Rick Todish

Copyright 2003
Occult Publishing Corp.

Note: This is NOT a free E-Book. You DO NOT have permission to give it away or sell it in any way. All violations of copyright infringement will be prosecuted.

Copyright 2003 Occult Publishing, Corp.

All Rights Reserved. No part of this book may be reproduced or transmitted in any form or by any means, electronic or mechanical, including photocopying, recording or by any informational storage or retrieval system without the express written permission from Occult Publishing. You may reproduce any part of it for your own use.

Legal Notices: The author assumes no responsibility for errors, inaccuracies or omissions, or results that may arise from application of same. Any slights of people or organizations are unintentional. If advice concerning medical issues mentioned herein, the services of a qualified medical professional should be sought. Although all the information contained herein is believed to be accurate and true, this book is not intended for use as a source of professional medical advice. No responsibility is assumed or should be implied for the results of following any information contained herein.

Introduction

There is an energy field that exists within all living things in the universe from the simplest forms of life to the most complex, it is the life force known by many names such as the soul, etheric body, chi, prana, huna, astral body, ka and many others. This force permeates the entire universe and it allows the manifestation of psychic and magical energies to be possible for those who know its secrets. These magical forces can be manipulated and used by anyone; there is nothing new about them. In fact these energies have been around since the beginning of time. These mystical energies are the force of creation itself, they surround us, permeate us and the universe is filled with its wonders. It's an energy field that penetrates all living and nonliving things in our universe and allows life to exist.

It is the stuff of psychic powers and the foundation of all psychic energy. Psychic powers are real; they have been used by countless numbers of people throughout our history. Some have learned to master them and bring about miraculous feats which defy belief. It is the stuff of ancient legends regarding magic and mystical beings that had power over their world using only their minds and will.

In this book I will teach you how to utilize these amazing magical forces to perform incredible things. I will teach you how to harness this power using tools and techniques of both modern and ancient times. I will show you how to build a number of various machines that can be used to amplify, manipulate and focus this psychic energy to produce amazing miracles in your life. You will learn how to control and influence the minds of others, and to program your own mind in any way you like to eliminate bad habits, attract wealth, make yourself more powerful and be the best human you can possibly be. I will show you various methods of healing that appear almost magical and will shock you. You will learn about a technology called Radionics that can be used for healing yourself and others remotely and can be used to cure hundreds of various ailments. I will show you how to perform incredible feats such as controlling the weather, communicating with spirits using an Ouija board tapping into the incredible energy of the universal collective consciousness where all knowledge about everything in the entire universe is stored. You will learn how to access this information using various methods such as remote viewing, using a pendulum, Psionics and dowsing. I will tell

you about amazing devices such as the Time Camera which can take photographs of any physical place in the past present or future. I will also tell you where you can purchase these devices. You will learn that death is not the end but simply a new beginning and that we are more than our knowledge and the sum of our experiences. From the techniques I will teach you, you will feel the absolute power of God and the Force as you learn how to have an out of body experience or astral projection where your soul and consciousness actually temporarily separate from your physical body, while separated you can explore the entire universe. You can see all and know all and travel to the past present or future in the blink of an eye to witness events or gain knowledge.

This book will change your life forever. In fact I honestly believe that it will be the most important thing you will ever read! Anything can be yours and it will if you utilize the information contained within these pages. You can use this information to achieve wealth, health, love, fame and to open yourself up to the wondrous universe around us. Your spiritual growth will be accelerated and your life will be transformed. This power has been around since the beginning of time. Many have used its power throughout our history and many use it today to one degree or another. Many people use it unknowingly without ever realizing it. My goal in writing this book is to filter all the different techniques and technology regarding ancient and modern psychic power usage into one totally effective, easy to understand book of knowledge to act as the key to unlocking the incredible powers that lie sleeping within everyone of us. The techniques and instructions you are about to learn in this book will change your life forever.

The Psychic Force

The energy body also known as the spirit or soul is the true essence of the stuff that makes us who we are. Our body is merely a shell which contains this energy and allows us to live. One cannot truly be alive unless both are present. The ancient Egyptians believed in life force energy called Ka. It is the equivalent of the soul. It was believed to exist from birth and continue on after death.

So this force is actually a part of each of us and our spirit is made up of it.

Our spirit body is much more awesome and powerful than most people will ever realize. You will learn this for yourself after you have had an out of body experience which I will instruct you in doing.

It is a scientific fact that energy cannot be created or destroyed. It can only be transformed from one state to another. This is also true with psychic energy and the life force. Your life force can never stop existing. It can only be transformed but never destroyed, not even by death as you will learn. Death applies only to the physical body but not the spirit or soul.

Life after death is real and communication with spirits is fact as you will learn in this book. You can communicate with these spirits of the dead for information and entertainment but you have to understand that just because a person has passed on into the spirit world, it does not mean that they know anymore than they did while still on earth. A spirits knowledge is limited to his or her earthly knowledge before they died. The force however contains all knowledge and wisdom ever accumulated, from the past, present and even future. It knows the course of future events before we even experience them.

This force is contained within all living things; different life forms have varying levels of this force contained within them. This energy is the same as psychic energy. We humans are the dominant species of our planet and have great spiritual and psychic potential. Research indicates that other earth fairing species may also have psychic and spiritual qualities about them. Dogs and cats have frequently been known to possess psychic force type powers.

Dr. Joseph banks Rhine led research into animal psychic energy at North Carolina's Duke University in the 1950's. His team investigated more than 500 cases of psychic animals. The conclusion was that animals had strong psychic abilities such as sensing danger, predicting natural disasters, predicting the return of a loved one, and finding their way home known as psychic trailing or psi trailing.

An incredible example of psi trailing involves a soldier known as Private Brown who left Britain to fight France in 1914; soon afterwards his dog prince disappeared. The dog had apparently made its way to the London docks, crossed the English Channel and found its master in the trenches at Armentie'res.

Another psi trailing case involves a cat named horn blower. Donald Moore was driving his family to their new home in Louisiana from Nebraska. Horn blower was accidentally lost during the trip. Three weeks later, Horn blower appeared at the Moore's new house which he had never seen before. It was over 700 kilometers from where he was lost!

If you're thinking that they found their way by having a keen sense of smell then think again. The most bizarre case of all was that of a South African family who moved to a new home in 1959 over 1100 kilometers away. They had left their pet tortoise behind. 3 years later the tortoise appeared at the doorstep of the new house still wearing its identity tags!

Some pets are able to sense the death of a distant owner or loved one. White house staff reported that Abraham Lincoln's dog began to howl and frantically run around just before the president was assassinated. Another example of psychic premonition in pets is the case of Lord Carnarvon. Four months after the discovery of Tutankhamen's tomb in Egypt in 1923, the leader of the expedition, Lord Carnarvon died in Cairo. At about the same time over 5000 kilometers away in England, his dog yelped once and died.

This phenomenon has been studied by a number of scientists. German psychiatrist Dr. Utes Pleimes of the University of Geissen has documented more than 800 danger warnings from animals and says, 'we are fools to ignore them'. Animals of the Skopje Zoo in Macedonia began aggressively throwing themselves against their cages several hours before an earthquake struck in 1963.

George Wood's pet beagle from Rhode Island named Chris could tap messages with his paw to communicate psychic events. Chris the dog learned a paw tapping system to identify the five various symbols of cards used for telepathy experiments. One tap indicates a circle, two for a cross and so on. The dog even tapped out the correct response when the researchers handled the cards in a separate room. The odds of this occurring by chance were about a thousand million to one!

Universal Collective Consciousness

These psychic and magical forces form something like a great cosmic mind. It contains records of within its energy field of everything that has ever happened in the entire universe. Every thought of every creature, every event every bit of information ever learned, every idea about anything is recorded within this psychic energy field. It is what many people think of as god. Although it's not a conscience entity anything like a person is. It's an all knowing type of force that is comprised of all living things and connects them all together by an elaborate collective unconscious. All living things have access to this force in one way or another at least in the form of intuition.

A thought experiment invented by Albert Einstein, Boris Podolsky, and Nathan Rosen back in the late 1930's has now begun to scientifically substantiate much of the psychic collective phenomenon. It is a sort of bizarre loophole in quantum physics known as the EPR (Einstein-Podolsky-Rosen) effect that seems to tell us that our world is put together in such a way that an event going on in a distant galaxy or in the mind of a friend across town is also going on in some analogous way in our own mind simultaneously. The experiment is a bit complex and rather difficult to explain but here it is:

The experiment involves what physicists call a two particle system of zero spin. This means that you have two particles, such as two electrons, one spinning one way and the other spinning in exactly the opposite way so that the spin of each of the electrons cancels the other out. One spins right while the other spins left or one spins up while the other spins down. In the experiment the two particles are separated electrically so that their spins should not have an effect on one another. Now comes the strange part. Physicists were able to affect the spin of one of the electrons randomly using a magnetic field and found that the other electron seemed to know instantly that this occurred and it reverses its own spin to maintain equilibrium of spin cancellation.

This experiment tends to confirm that there is a universal connectedness with all things within our world. And that information about any part of the whole is instantly available to any single part!

This strange connectedness proven by the EPR effect has a mathematical proof known as Bell's theorem, which was published in 1964 by J.S. Bell, a physicist at the European organization for nuclear research (CERN) in

Switzerland. Bells theorem implies that at a fundamental level the "separate parts" of the universe are connected in an intimate and immediate way. Another amazing part of this is the fact that this type of informational transfer if you will takes place instantaneously everywhere in the universe, distance is not a factor. This has some incredible and far reaching implications in the way our reality actually works. The experiment gives confirmation to the belief that all matter in the known universe exhibits a universal connectedness and that information is available and accessible to anything or anyone who knows the secret of accessing it. This is the universal collective unconscious I speak of. This also means that the subconscious minds of all people are also collectively linked on some level together and to the rest of the universe.

The life force and higher minds of all living things are linked or connected together in a way as to form this enormous collective unconscious. This collective contains all knowledge and acts like an intricate information storage system. It is possible once you know the secret to actually access data from the collective or between anything or anybody. This massive interconnection is what allows psychic energy and miracles to appear to work. Information can be transmitted throughout this network. This effect makes it possible to utilize telepathy, remote viewing, time cameras, Psionics, and many other techniques which you will learn in later chapters. I will be teaching you about tools and techniques to access the universal collective to get answers to virtually any questions you may have. Remember that all knowledge is available to you if you know how to access it.

Psychic Connection

The vital link that keeps us in tune with these magical forces is the subconscious mind. It is the subconscious that has access to these forces and the information contained within them. This power is not affected by a person's age, sex or religion, everyone has this power. Religion will not help or hinder your ability to access this power nor will age or even race. The combined intellect and accumulated knowledge and genius of the entire earths history (including every planets total accumulated knowledge in the universe) is at your fingertips and can easily be accessed once you have learned the techniques which I will teach you.

All living things are linked to these forces in different ways. Humans for example have a powerful link with the force through our subconscious minds.

Every one of us has this connection with the force some people are able to access it at times to some degree.

Intuition

Instinct or intuition is given at birth. It is a result of your connection with these psychic forces that makes intuition possible. It is a powerful ability for self-protection. In the animal world, the main method of survival is instinct. The animals know when to migrate to warmer climates when the changing seasons approach. The animals can find water for survival by instinct. These basic instincts are vital for the survival of most animals on this planet, and man is no exception.

Prehistoric man was not gifted with high level intelligence to help insure his survival through logical and deductive reasoning. Man eventually developed his intellect but his intuition was given at creation by these psychic forces. Early mans instinct and intuition no doubt kept him alive and allowed the species to survive. As ancient man slowly developed his intellect, he relied less and less on his instinct and intuition for survival. Man slowly adopted the use of tools and weapons such as the club, the axe and the bow, and eventually the rifle as a means of protection and to gather food. He slowly believed that instinct and intuition were less important. Eventually man accepted as complete reality only those things that he could touch taste, see, etc. As science slowly developed, mankind chose to ignore those things which could be instinctively or intuitively sensed.

But although these intuitive abilities have lied dormant for thousands of years they were not lost, only forgotten. Intuition lies within every one of our subconscious minds waiting to be used and awakened. In this book you will re-learn how to use it in your everyday life.

Ancient Magic and Psychic Masters

Many individuals from various cultures throughout our history have learned to manipulate and become masters of various aspects of the psychic force. Great ideas and premonitions come to people who can unconsciously connect with the force and retrieve the information.

One of those people is the French prophet Michel de Nostredamus born in 1503. Nostredamus began his career as a physician and studied at Montpellier. He was a very caring and courageous man and treated many

plague victims of the time. He later became highly interested in magic and the occult. He quickly developed a reputation as a prophetic seer of things. While walking in Italy one day he came upon a monk and immediately knelt before the man greeting him as his holiness. The man had no idea what Nostredamus was talking about. 45 years later the man became pope Sixtus the fifth. In 1550 Nostredamus began recording his prophecies. To avoid allegations of witchcraft or black magic related to the devil, he carefully scrambled his writings into a coded text called quatrains. A quatrain is a 4 line verse; ten quatrains make up a century.

His predictions included the fate of Napoleon, the American Revolution, the American civil war, the death of King Edward VII, the assassination of Abraham Lincoln, John F. Kennedy and Robert Kennedy. He also referred to the coming of an antichrist called Hister. He was only one letter off from identifying Hitler by name. He predicted the rise and fall of Hitler and the events of world war two. He also predicted airplanes, space travel, and the moon landings.

The predictions came to Nostredamus while using an ancient divining technique known as scrying. At night by candle he would gaze into a bowl of water placed on a brass tripod. After staring into the bowl for some time he would begin to see and hear future events. Nostredamus published 942 predictions in all up to the year 3797.

Many times throughout history individuals have had premonitions of future events. A legendary 16th century Scottish wizard named Kenneth Mackenzie was such a man. He was gifted with the ability of second sight and to see into the future. He predicted the coming of railroads as well as piped gas and water mains. He also had a multitude of successful predictions regarding the rich and famous of his day. Mackenzie was eventually burned at the stake according to Scottish parliament records. They undoubtedly considered his powers to be demonic in origin.

Ever have an idea just pop into your head, ever have a feeling or intuition about something that later came true? Ever go to answer the telephone before it rings? Ever find yourself at the right place at just the right time? Ever have a strong feeling that you should or shouldn't do a certain thing and found out later that you should have listened to that feeling?

Have you ever had a feeling or thought about something as if you had experienced it before? Or been to a new place that you have never been to only to have an eerie familiar feeling like you have been there before? This is called *deja vu* and it is a common psychic event in which your subconscious mind has looked ahead into the future and when the experience actually occurs it seems like its replaying itself.

If you have ever experienced anything like that then you have had a basic psychic experience. It is not a miracle but a common and natural utilization of our basic intuitive abilities. A first step in developing these natural abilities is to always listen to your inner voice and hunches or gut feelings. In time you will learn to appreciate them as I have.

Many miracles are nothing more than people who have been able to manipulate these forces to help them in their lives. Some of these happen spontaneously, many occur to highly credible people. One such person was President Abraham Lincoln. Lincoln had a frightening recurring dream that took place ten day before his assassination. He described a dream in which he was wandering through the white house and eventually entered the east room. He saw a number of weeping people gathered around the body of a dead person which lay on a table with its face covered. There were several soldiers standing guard. Lincoln asked one of the soldiers who had died. The soldier replied that "the president was killed by an assassin!"

Lincoln had a lifelong fascination with the paranormal. He admitted that he felt his life was often controlled by a higher power. On the day Lincoln died he told one of his bodyguards that for three nights in a row he had a dream he would be assassinated!

Another way of tapping into psychic energy is through the use of prayer. Prayers can sometimes be a very effective way of accessing the psychic force. The Worralls, a husband and wife team of spiritual healers were supposedly able to heal plants, animals, and humans by the power of prayer. They cured many patients and were able to shrink tumors with a single touch.

Ambrose Worrall (1899-1972) and his wife Olga (1906-1985) believed that god directed their success as spiritual healers. Both became aware of their

powers at early childhood. Ambrose was a mechanical engineer. He discovered that he had spiritual healing powers. He lectured often and also wrote several books about it. Olga co-authored several books with her husband and had the power of clairvoyance. Many physicians were highly interested in their abilities and some went as far as consulting with them for treatment of their own illness. They lectured often, one time to more than a thousand doctors at Stanford University in California.

In 1967 an experiment was set up to determine if the Worrals abilities were real or not. The experiment was created by Dr. Robert N. Miller who was an industrial research scientist from Georgia. He wanted to see if the Worrals could speed up the growth rate of Rye grass with the power of prayer. Miller planted 10 seeds in good soil and watered them regularly each day until their growth rate stabilized at about .16 millimeters per hour. At that time the Worrals began praying from more than 1,000 miles away. As Dr. Miller checked his data during the next 23 hours, he discovered that the growth rate began accelerating at exactly 9am the previous day which was the precise time that the Worrals began their prayer session. During the next 24 hours the growth rate had reached 1.3 millimeters an hour; an increase of 775%. The Worrals participated in multiple investigations of their healing abilities and trickery was never discovered.

Meditation is another way of accessing the psychic force and strengthening the connection with it. Meditation is a technique that has been used since ancient times. For the manifestation of psychic powers, Milarepa is a good example of how meditation can be used to develop psychic ability. Milarepa was known as the ancient Tibetan superman and was born in Tibet around 1038AD. Milarepa lived in seclusion in a cave within the mountains of Tibet. He devoted his life to meditation and learning the art of sorcery. He managed to endure harsh winters by generating psychic heat known as tumo to counteract the freezing temperatures. He reportedly developed awesome psychic powers during his life as a recluse through intense meditation. He could generate intense body heat at will, had extraordinary physical strength and supposedly traveled at super speeds by making his body extremely light. Milarepa died at the age of 84. His death was reportedly accompanied by comets blazing across the sky and flowers falling from nowhere.

Much of the knowledge and techniques taught in this book

are not new. This power is old and was used for thousands of years by the ancients. Mystics of ancient times used their powers to heal the sick, help the poor and curse their enemies. They simply had the knowledge to use and manipulate these forces to create apparent miracles. Some knowledge of the ancient mystics survived the dark ages and in some degree influenced much of our modern culture in the form of magic and witchcraft. These magical forces have been known about for thousands of years in many cultures and religions and by individuals throughout the world.

The ancient Hindu's had a deep understanding of magical and psychic energy. They believed that the air we breathe is charged with life energy called prana, meaning "absolute energy". They believe that prana is absorbed into the nervous system as we breathe and that it is used up by thoughts, willpower and our mental efforts. All yoga breathing techniques are based on the concept of breathing in prana and its distribution into various channels within our bodies. The channels are called Chakras and are points of dense life force energy of higher potential than the rest of our life force. The Chakras affect the aura which is the energy field that surrounds the body.

The Hindus believe that the body contains a more powerful form of energy called Kundalini. By doing special breathing exercises the Kundalini force is activated and starts its ascent upward starting at the base of the spine. A feeling of heat is generated along the Chakras up to the head. It eventually reaches the Brahamaranda or crown Chakra at the top of the head. This Chakra is associated with the Pineal gland which is believed to be the psychic organ.

The Pineal gland is a small gland deep within the center of the brain. Some animals and even reptiles have this gland as well. In many animals it is a light sensitive gland under a thin area of the skull. In reptiles it is covered by a small flap of skin. A second century AD physician named Galen believed it regulates the flow of thought. Philosopher Rene' Descartes called it the 'seat of the soul'. Aaron Lerner of Yale University discovered in 1958 that it actually produces melatonin, a hormone that acts as a sedative and controls our sleep cycles. When the pineal gland is awakened it begins acting as a third eye. This third eye is where psychic information enters into our minds. It is the power behind sending and receiving telepathic messages as well. The

third eye concept was believed to originate from ancient Hindu and Buddhist beliefs.

Buddhism is an ancient religion that understands much about these psychic energies. The word Buddha means 'an awakened or enlightened one'. The founder of the Buddhist religion was Gautama Buddha. He was born in 563BC in Lumbini, now Rummidei, Nepal. By the age of 30 he began drifting around the country learning yoga. He learned from some of the great spiritual masters of his time. At 35 he realized meditation was the pathway to spiritual enlightenment and focused his efforts on it for several years. At 37 he was sitting cross-legged at the base of a sacred fig tree at Bodh Gaya, in the Indian province of Bihar. While meditating throughout the night he achieved 'the superhuman divine eye'(which allows one to see the death and reincarnation of people). The vision taught him the concept of Karma, good deeds lead to good reincarnations and bad deeds to bad reincarnations. Finally just before dawn he had achieved Nirvana (a state of perfect peace and enlightenment). From this he decided to dedicate his life to teaching Buddhism to others. He taught and preached his techniques for 45 years without rest until his death at 83 in 480 BC. A branch from the fig tree he sat under was replanted around 300 BC and the tree of enlightenment as it's called still lives on. It is thought to be the oldest tree in the world.

Ancient Druids who originated in the Celtic culture utilized a form of nature worship called druidism. Rituals were held in sacred forests and groves. Great mystery surrounds the druids. The little we know of them was reported by Roman and Greek writings between 100-300AD. The druids possessed magical powers and were known to have magically changed the weather, changed their appearance into animal forms, become invisible, and tell the future by using a crystal ball. They believed in an otherworld (land of the dead) and that beings could cross back and forth between worlds. The legendary Merlin the magician of Arthurian times may have been a druid. The druids were priests and wizards who served as judges, teachers, healers, prophets and advisors. According to legend, each druid apprentice would train secretly for up to 20 years before any sacred magical secrets were revealed to him. Many modern cultural superstitions originated from druidism. The concept of mistletoe at Christmas comes from an ancient druid ritual of harvesting mistletoe from a sacred oak tree. A white robed druid priest would climb the oak tree and cut down the mistletoe using his golden

sickle on the 6th day of the new moon. The superstition of 'knocking on wood' to prevent bad luck comes from a druid ritual for sacred trees. Halloween is thought to have originated from druids New Year feast when supernatural spirits would roam the earth for the day. In 60AD Roman invaders conquered the druid religious center and slaughtered all the druid priests and destroyed their sacred oak trees. Most of their sacred teachings were destroyed and lost.

The Tibetan monks of northern India use a type of universal life energy known as Tumo. One of the tests to measure their mastery of this energy is to be sent out into subfreezing temperatures at altitudes of 10,000 feet and stay overnight with no protection from the elements except for their robes. They are apparently able to generate large amounts of body heat while meditating in this cold weather. As the final test of their powers, the monks robes are dipped into freezing water and the monk is then covered only in the wet robes while still outside in subzero temperatures. The monks are able to generate so much body heat that they are able to dry the robes completely. The snow around their bodies is sometimes melted in up to a 10 foot radius around them. In 1981 Herbert Benson of Harvard University examined this ability at Dharmasala India by testing 3 Tibetan monks. His tests confirmed that while meditating, the monks could raise the heat of any finger or toe by as much as 8 degrees Celsius. The Tumo energy flows through energy channels called tsas. The tsas channels distribute psychic energy throughout the body. The Tibetans believe that psychic energy is expelled every time a thought is created. They have been known to charge inanimate objects such as charms or amulets with this energy.

The ancient Chinese are experts of a life energy known as Tch'i also called Chi or Ki which means breath. It is a life sustaining energy that flows through all living things. This life force is generated inside our bodies as a result of the food we eat, the water we drink and the air we breathe. Chakras are the main energy centers of the non-physical body. There are 7 Chakras and over 300 secondary centers scattered throughout the body. Together they form a complex network of energy points that are all connected together by meridians. This supply of life force inside the body is carried by a series of complex channels or meridians which stretch from the top of our heads to the bottom of our feet. Some of these meridians are found on the surface of the skin and some deep within the tissue and are responsible for supplying the

internal organs with life force as well. These secondary energy centers and their meridians were charted by the Chinese thousands of years ago. The ancient art of acupuncture is based on this energy flow. The chi energy circulates throughout the body along pathways to regulate the health of the bodies systems. Disease and medical problems occur as a result of the blockage of specific meridians within the body preventing life force from flowing freely to the specific area. The Chinese spent years meticulously mapping these meridians to determine which channels were linked to specific body functions. They discovered that the body is covered with over 5000 points known as acupoints which indicate the relative condition of meridians such as whether it is flowing normally or has become blocked. These points are easily found with today's technology using special electronic instruments. They have been found to be located exactly as the Chinese have said for thousands of years. The acupoints exhibit a much lower electrical resistance than other areas of skin on the body and are typically 1 or 2 mm in diameter. The chi is broken down into male and female categories of yin and yang. Yin symbolizes the negative polarity as feminine, dark, wet, lunar, and earthy. Yang is a positive polarity and is characterized as masculine, light, dry solar and heavenly.

Acupuncture is based on the detailed study of the flow of chi throughout the body. The theory is that certain of these energy pathways can sometimes become clogged or congested. The secondary effect is that physical problems will manifest in relation to energy flow problems. The Chinese believe that by maintaining good energy flow or balance, physical problems or ailments can be completely avoided. The balance is maintained through acupuncture. Needles are inserted into various areas of a blocked pathway to re-balance it. The Chinese discovered that needles could be inserted into these acupoints to clear energy blockages along the meridians within minutes. Incidentally after the needles are inserted for the prescribed time they are removed very easily by hand. As any acupuncturist can tell you, they are difficult to remove if someone attempts to pull them out before the acupoint has been balanced for the prescribed amount of time. There have been reports of surgical procedures that have been performed on individuals without any anesthesia. Instead acupuncture was used and the patients reportedly feel no pain and even remain completely conscience during the procedure. The western world is finally starting to realize the effectiveness of acupuncture. In America, acupuncture has finally become an accepted form of alternative medicine

based on many scientific studies and findings. World health organizations have finally realized its usefulness for treating illness and maintaining good health. Another technique is known as acupressure which is very similar to acupuncture except that instead of the use of needles, simply pressing firmly on blocked pathways is enough to clear and re-balance them. Electronic acupuncture is another method that uses mild electric shocks to unclog the energy flow.

The Aura

A British doctor, Dr. Walter J. Kilner, in 1911 began researching the aura. The aura is an energy field that surrounds the human body. It actually surrounds all living entities such as animals, plants and even vegetables. It is synonymous with the way a magnetic field surrounds a magnet. The magnet creates the magnetic field around itself. By measuring the strength and characteristics of the magnetic field we can determine some specifications of the magnet. The soul or life force creates the aura around the body and by viewing the aura and its characteristics we can determine the relative state of health of the body. In fact Dr. Kilner discovered that minor problems will develop in the aura long before any physical symptoms of an ailment arise. The energy that flows through the aura is affected by our surroundings, lifestyle, health conditions and mental and emotional states. The aura can show the health of our organs and body and can show the onset of disease before it's begun to manifest physically. Dr. Kilner published the findings of his research in two books "Human Atmosphere" and "Human Aura". Dr. Kilner discovered a way to actually view the aura of a person. He stained a glass screen with dicyanin. Dicyanin is a dye created from coal tar. The dicyanin was sandwiched in between two of the glass screens and sealed. He found that after practicing with viewing the aura through the treated glass that he could learn to see the aura. He eventually made the glass screens to fit into a pair of goggles. One interesting thing about Dr. Kilners work is that after using the goggles for several months, he found that he didn't need them anymore to see the aura! He eventually had trained his brain to see auras without the use of the goggles at all!

Another aura researcher, Dr. Richard Dobrin had a theory that if the aura actually emitted light in the visible or infrared spectrum that it could then be measured by instrumentation. He devised an experiment to put a person in a completely dark room and use sensitive detection equipment to measure any

light from the aura of the subject. He first created the completely dark room and was sure to use materials that would not fluoresce or give off any visible or infrared light at all. He then used highly sensitive photomultiplier tubes and other detection instruments to measure the light output inside the room. Once the room was completed to his satisfaction he used a subject in the room that could supposedly increase or decrease the intensity of his aura at will. So Dr. Dobrin placed the individual inside the dark room and randomly gave the man instructions to increase or decrease his aura. The sensitive instruments did detect that light was being emitted by the man's body. But what really surprised Dr. Dobrin was the fact that the instruments measured intensity changes of up to 500% above and below the initial readings at random occurrences. These occurrences perfectly matched the times that Dr. Dobrin instructed the man to increase or decrease his aura output! The man claimed that all he had to do to alter his aura was to relax and engage in a series of special breathing exercises! Looks like the ancient Hindus know what their talking about when it comes to breathing exercises.

While kneeling before the altar, Saint Gertrude of Nivelles (626-659AD) had what appeared to be a 'ball of fire' appear on top of her head according to witnesses. All the sisters present witnessed this and it was believed to mean that the Holy Spirit was strong within her soul and that divine radiance emanated from her. 'Balls of fire' on top of the heads of saints have been reported many times throughout history. Among them were saint Bridgid of Ireland in the 5th century, Saint Aldegundis in the 7th century, Saint John of Matha in the 12th century and Jeanne Mariede Maille' in the 14th century. These incidents are believed to be examples of the aura becoming visible. They are also believed to be the origin of the halo represented in religious paintings.

In 1939 a Russian electrician named Semyon Davidovich Kirlian discovered a method of photographing the aura using a high voltage electrical charge. The hand or finger of the person to be imprinted is placed on a piece of color film over a metal plate connected to a high voltage source.

Orgone

Another aspect of the life force energy was discovered in the 20th century by Wilhelm Reich who was a psychologist in Germany. He dubbed this strange force Orgone Energy.

What is Orgone Energy?

Orgone is an invisible mass less energy that exists throughout nature. It is the essence of Life Force which all living things possess. Its existence is necessary for life to exist. It is also known as chi, prana, ki, huna, the force and many other names. Orgone energy tends to build up in the body and must be released by either strong emotions or sexual activity. To allow Orgone to build up inside the body is unhealthy and can cause blockages to occur along energy meridians within the body.

Orgone was observed in microscopes as a bluish glowing energy field around living blood cells, organisms, trees, and even mountain ranges. This blue Orgone also exists throughout the atmosphere and completely envelopes our planet with this faint blue glow which was confirmed by satellites and observation from space.

Orgone exhibits the effect of negative entropy. A stronger Orgone charge will always tend to drain energy from a weaker nearby charge until the weaker charge is completely drained or the larger charge reaches a maximum capacity.

Orgone expands contracts and pulses in rhythmic motion as it interacts with different substances. All physical matter attracts Orgone but it's attracted at different rates of speed. Water is a strong attracter of Orgone. Orgone within the atmosphere is at its strongest concentrations on clear sunny cloudless days. Orgone is at its lowest potential during rainy, cloudy or dreary days.

Seeds and plants that were treated inside an accumulator would produce higher growth yields than control groups that were not treated. 600% increases in growth have been commonly reported! Water can also be charged and used to feed the plants which also provide greater growth.

Thelma Moss a researcher at UCLA discovered that Orgone energy could imprint images onto film. She would place objects charged with Orgone

energy in contact with film in a darkened Orgone accumulator. Under the proper conditions a few days later an image would mysteriously appear on the film when it was developed.

Reich discovered that if he charged and pulsed a large metal sphere it would cause motion to occur in any pendulum suspended nearby.


Orgone was not detectable using any conventional measuring devices. Special instruments were designed by Reich to measure and detect Orgone.

Orgone could cloud film, impart a static charge to insulators, and a magnetic charge to steel laboratory instruments.

History of Orgone

Orgone energy was discovered by a German scientist named Wilhelm Reich 1897-1957.

He spent his life studying this mysterious energy that he found existed in all living things including soil of the earth and even throughout the atmosphere and outer space.



Reich immigrated to the United States from Germany during World War 2. Reich was a student and colleague of Sigmund Freud the famous psychologist.

Reich got into trouble with the FDA in 1955 for some claims he made regarding his Orgone powered devices which he had sold for medical purposes. The FDA launched an all out assault on Reich by obtaining a court order allowing the confiscation of all his books notes and research

equipment which were later destroyed and never returned. Reich was imprisoned and later died in prison in 1957. The FDA ordered all of Reich's books and research burned and destroyed during the 1950's and 1960's. But thankfully some of his survived and is still available today.

Orgone Devices

From his extensive research Reich was able to construct special devices that were capable of accumulating this Orgone energy into a defined area of space.

During Reich's research he developed a special enclosure lined on the inside with metal that attracted large amounts of Orgone to its center from the surrounding air.

This Orgone accumulator was used to charge seeds which would greatly increase the growth rates.

Orgone accumulators always develop a slight temperature differential during operation. The air inside becomes slightly warmer than the outside air. The accumulator also tends to attract moisture and causes the humidity inside an accumulator to be slightly higher than the outside if left sealed for some time.

The interior surface of an accumulator must be composed of completely bare metal for maximum effect. The outer surface of the accumulator needs to be covered by an organic material. Metal and organic material is layered together alternately to form the accumulator. The more layers it is composed of the stronger the internal Orgone charge will be. A 3 layer accumulator will have about 70% of the power of a 10 layer accumulator. Therefore the effect tends to drop off after a certain point. Doubling up the outer organic layer and the inner metal layer was found to boost the power more.

Most who try to build their own accumulators tend to make critical mistakes in their designs by using materials that can be dangerous to living things. For accumulators that will be used to charge living things it's important to use the proper materials in its construction. For example copper, aluminum, or any other non-ferrous metals must be avoided since they induce toxic effects within living things. Also certain organic materials should be avoided such as wood, plywood, urethane or polyurethane foam, chipboard.

The best metal to use is steel, stainless steel, galvanized steel, or iron. The best organic materials to use are wool, raw cotton, acrylic, styrene plastic, cork sheeting, fiberglass, bees wax, candle wax, soil or even water.

The shape of the accumulator is not very important except that some shapes were discovered to cause harmful effects. It was discovered that if accumulators were built into the shapes of pyramids, cones, or tetrahedrons, they caused energy to manifest inside that was harmful to living things. It's always best to construct accumulators into cubes, rectangles, or cylinder shapes to avoid this negative energy from being accumulated.

Accumulators should always be kept in an area where fresh air can circulate. This allows the Orgone to breathe and recycle itself. The lid or door of the accumulator should always be kept open when not in use. It's also a good idea to keep a container filled with fresh water sitting inside an accumulator when it's not in use. This tends to absorb any excess energy into the water for safety. Accumulator surfaces should be wiped down periodically with a damp cloth.

Larger accumulators used by humans are better to keep outdoors where they can have the best air circulation and the sunlight can charge them better. Of course you would need to be sure it doesn't get wet from rain. It's also important to keep it away from any electrical devices, power wires, radiation sources and especially at least 40 miles away from any nuclear facilities.

Orgone accumulators tend to accumulate stronger charges at higher altitudes than at lower ones. Lower humidity environments also have greater concentrations of Orgone present. **Periods of high solar activity of the sun cause higher Orgone levels. As do planetary alignments and moon phases. Full and new moon periods appear to cause Orgone to be more intense.**

It's important to never place an accumulator near any electrical appliances or electrical power wires, especially TV's, computers, microwave ovens. They cause the Orgone energy to become highly agitated and harmful to living things.

For human sized accumulators its best to design it so that when the person is inside, he only has a few inches between his body and the metal walls of the accumulator. It's necessary to completely disrobe inside the accumulator for maximum effect.

Overcharging of Orgone is not advisable either. If overcharging occurs it will cause a pressure in the head, slight nausea, or dizziness. If a person does become overcharged with Orgone then its best to avoid the accumulator completely and get fresh air immediately. This will cause the symptoms to subside. People with hypertension, brain tumors, epilepsy, obesity, and skin inflammations should avoid the accumulator altogether.

The question of how much Orgone is enough is a completely subjective thing and it varies greatly with different people and energy level requirements. It's similar to knowing how much food to eat when you're hungry. Nobody tells you when to stop eating; you just get full and know when to stop.

The same is true of the Orgone accumulator; you just know when you have had enough. A good rule of thumb is to always limit an Orgone charging to about 30 minutes for humans.

Reich found that Orgone has a profound effect on the weather. He developed a device called the cloud buster to manipulate Orgone energy in the surrounding atmosphere. This manipulation of Orgone would cause changes to occur in weather patterns. Reich found that he was able to induce or stop rain and other weather variations.

DOR (Deadly Orgone)

A common problem with Orgone accumulators is finding a clean Orgone atmosphere in which to use it. Orgone energy in the atmosphere is very sensitive to certain types of disturbances from toxic sources such as fluorescent lights; TV's, computers, microwaves and virtually all electrical devices to some extent will contaminate the Orgone nearby.

They also should not be used anywhere near airports, radar installations, large transmitters of any kind and also any high voltage electrical wires.

Nuclear energy is by far the worst contaminant of all to Orgone energy. Any nuclear energy nearby will quickly convert Orgone to a deadly form called DOR for deadly Orgone. It causes the Orgone field to be driven into a wild frenzy and highly agitated state. Reich first discovered this effect during experiments in which a small amount of nuclear material was introduced into a 20 layer accumulator at his laboratory in Maine. As the radioactive material was introduced into the accumulator, the entire mountain region of the

laboratory was affected as the Orgone was all converted into DOR. Laboratory workers quickly became ill and experimental mice died in large numbers. Reich discovered that this deadly Orgone remained long after the nuclear material was removed from the site. The lab was unusable for many years before the DOR levels stabilized. A room filled with DOR tends to feel stuffy like it's hard to breathe. It also will dehydrate anyone inside and drain their energy levels. It causes humans to feel exhausted and sleepy.

DOR can also exist in the atmosphere in polluted and contaminated areas. Los Angeles is a typical example of a deadly Orgone contaminated area. On most days even during blue skies haziness will appear on the horizon most of which is smog. The smog has an effect on the Orgone which tends to contaminate it and produce DOR in the surrounding area. This DOR settles near the ground and remains there. Only rain and lightning storms can clear it away but it will return again.

Since Orgone and DOR are energy clouds they cannot be simply blown away by winds although a good thunderstorm will tend to neutralize them to some degree. Under very strong DOR conditions, rainstorms will be diverted completely which produce areas of drought. Desserts are generally charged with high levels of DOR. The American Midwest is also having trouble with drought and is a result of DOR buildup in those areas most likely caused by pollution and overpopulation.

An example of a healthy Orgone environment is when the sky has a deep blue color and cloud boundaries are sharp and well defined. Clouds tend to maintain rounded healthy shapes. Rain cycles are more frequent and after a rainstorm the air feels and smells so clean and fresh. The horizon always maintains a bluish purple color. Vegetation stays lush and crisp and birds and other animals appear lively and active.

When using an accumulator it will tend to amplify the Orgone or DOR in the areas accordingly. It can therefore produce a life charging effect or a life-negative effect.

Accumulators should never be used inside mobile homes or houses with aluminum siding of any kind. Aluminum produces a life negative effect on the Orgone and it's a fact that most American homes use aluminum siding because it's cheap. Wooden siding is much healthier as is fiberglass

insulation without any aluminum backing. . Those houses act like huge DOR accumulators and can easily contaminate the Orgone inside. These environments can easily interrupt sleep cycles, cause sleepiness and exhaustion and stuffiness.

Cleaning Dirty Orgone

Reich discovered that water had a strong effect on Orgone charge. Whenever you take a nice warm bath and soak for a while, Orgone energy is released into the bath water and drawn out of your body. The release of your Orgone charge relieves tension and built up energy and allows you to relax easily. While soaking and releasing this Orgone charge into the water, the water will accumulate a high charge of Orgone. There is a way to increase the absorption effect even further and that is to add about 1 pound of sea salt and 1 pound of baking soda to the bath water. These minerals cause the water to attract more Orgone from you and absorb it into the water. This process is very healthy since too much of an Orgone charge for too long is bad, especially at night when you are trying to relax and sleep. If your Orgone charge is high then you will have trouble sleeping at night. Many people experience the problem of Orgone overcharge.

Bion Pack

One of the first Orgone devices that Reich invented was called the Orgone bion pack. Bions are the life force energy of Orgone that actually gives off a bluish glow when charged. They can be observed under a microscope exhibiting this bluish glow. A bion pack can be easily made from beach sand. Fill a large sock with beach sand, tie it shut and wrap another sock over it and tie that as well so the sand cannot spill out. Now soak the bion pack with water and place it in a pot of boiling water for 15 minutes. Remove it from the water and wrap it in wax paper or cellophane wrap and place it into your freezer. Allow it to freeze solid overnight. Remove the wax paper or cellophane and again place it into a pot of boiling water for 15 minutes. Again remove it from the water and wrap it with wax paper or cellophane and place it into the freezer overnight. Now remove it from the freezer and remove the wax paper or cellophane and place it into a pot of boiling water again for 15 minutes. Now remove it from the boiling water and drain off the excess water and allow it to cool so that it's warm to the touch. The bion pack can now be applied to the body to charge specific areas of the body with pure clean Orgone. Even in areas that contain large amounts of polluted Orgone,

this method works well to produce only pure Orgone for treatment of humans. As the beach sand disintegrates from the boiling and freezing process, radiating microscopic blue Bions will begin to form. This radiation will continue even after the pack has cooled and it can be rejuvenated by re-boiling and freezing it again. This effect was discovered by Reich early on and the bion existence and behaviors have been confirmed by other scientists as well.

Draw Tubes

Another method of cleaning up bad Orgone in a house or apartment is through the use of draw tubes. Like the accumulator these devices are very simple. Draw tubes are passive instruments that are made from hollow metal tubes made of galvanized steel electrical conduit $\frac{3}{4}$ " to 1" in diameter. The tubes are cut to about 2 foot lengths. The draw bucket is simply a plastic pail placed in a bathtub or deep sink. Water is allowed to pour from a faucet into the bucket and overflow the bucket; the water then slowly goes down the drain. The draw tubes are inserted halfway down into the bucket and are made to point off in various directions.

As the water slowly flows into the bucket, toxic Orgone energy is attracted to the draw tubes and channeled into the water and down the drain. DOR tends to be exceptionally water hungry and easily captured by this setup. Normal Orgone will also be sucked into this as well. After the device is allowed to function for a few hours you can feel its siphoning power by placing your hand in front of the tubes and feel a cool breeze effect. Don't use this setup in a place where people are sleeping and don't point it at the body for more than a few seconds. It is essential that the circulating water be clean and it needs to be constantly moving to allow the bad Orgone to be drained off. Stainless steel or silver can also be used for the metal tubes.

The basic principle of this device was discovered by Reich and used to build a larger device called the Cloud Buster. The cloud buster was able to siphon off bad Orgone from the surrounding atmosphere and cloud formations. He found that the key to both devices was siphoning the Orgone into flowing water because water could easily absorb the bad Orgone into itself and be carried away. When draw tubes are allowed to operate in a house or room for several days the room gains a softer feeling and fresher smelling conditions. Stuffiness and tension are eliminated completely.

Orgone and Health

Reich discovered that foods carry an Orgone charge and have a large effect on our energy bodies. A teaspoon of Honey has about 8 times more Orgone than a teaspoon of sugar. Un-pasteurized milk holds twice the Orgone charge as pasteurized milk. From the research it's clear that fresh, unprocessed foods carry much more Orgone charge than foods that are processed and refined.

The accumulator and the bion packs are highly effective at relieving pain from specific places in the body by supplying the injured areas with fresh Orgone. Reich discovered that Orgone caused the body to heal faster, especially burns or wounds. Orgone treatment also showed an increase in the immune system from things such as colds and flu. It also was helpful in curing and preventing any skin problems and overall provided more energy and better general health to those who had undergone treatment. He also was able to help cancer patients regain energy and significantly improve their condition.

Other benefits are moderation of blood pressure and pulse rate, deeper respiration, increased rates of tissue growth and repair, greater energy level and liveliness. Some medical problems are the result of chronic Orgone overcharge. In those cases an accumulator should be avoided completely.

The best advice for using an Orgone Accumulator is to use it only in the early mornings and then take a nice warm bath using the recommended minerals dissolved into the bath water at night before sleeping. This will help to charge the body with Orgone early in the morning when it needs it the most and drain any excess energy off later at night so the body can relax and sleep better at night.

Magic

Sorcery was commonly performed in Roman times. It was much feared by people in positions of power, especially the church. As a result of their fear, they passed laws against its practice. The Roman and Greek sorcerers could supposedly harm their enemies with a single curse. The curses were inscribed onto lead tablets and thrown down a deep well so that the gods of the underworld would receive them. The gods would later carry out the curse on the selected enemy. One particular incident in which a sorcerer named Gnaeus Calpurnius Piso who was the Governor of Syria in 19AD, supposedly

cursed Emperor Tiberius's adopted son Germanicus Caesar. While traveling in Sirius, Germanicus became suddenly ill and immediately he suspected the sorcerer Piso. Germanicus's condition continued to worsen. He later discovered evidence of the curse hidden about in his bedroom. Among the objects found were the lead tablets with curses of his name written on them. He also found human remains and ashes hidden in the room. Germanicus died soon afterwards.

Magic in the ancient times was not always used to harm. There are many accounts of its use for love. Roman and Greek women frequently used magic for attracting a mate. Women would spin a special wheel device called an iunx (this is the origin of the word 'jinx') and manipulate it in a way to draw a desired lover close.

Shamans were an elite type of mystic who could communicate with the spirits, interpret dreams and heal the sick. Shamanism is a spiritual system which dates back to the Stone Age. The word Shaman comes from the siberian/tongusic 'saman, meaning 'one who is excited, moved or raised'. Evidence of shamanism is found all over the world in north and South America, Australia, Japan, Tibet, Indonesia, Nepal and Siberia.

Shamanic cultures share the belief that the universe is alive with unseen spirit gods who interact with humanity. Through altered states of consciousness, shamans are able to contact these spirits. They enter trances using techniques such as repetitive drumming, dancing, chanting, fasting, intense concentration, and even consuming mind altering plants. During these trances they experience 'vision-quests' in which their soul can ascend to the sky or descend to the underworld where they often meet with magical animals that act as their guides. Shamans act as intermediaries between the spirit world and the physical world. They are reportedly able to heal the sick, predict the future, control the weather and interpret dreams. They serve an important and respected role within the tribe and it is believed that they are chosen by the spirit gods to act as guardians of the souls within the tribe.

Hindu and Islamic tales have for centuries told of holy men called *fakirs* and *sadhuis* in India. A fakir subjects himself to rigorous hardships in religious rites in order to transcend the physical world and find spiritual enlightenment. Fakirs use meditation and mental discipline to slow down and control bodily

functions such as temperature, blood pressure, heart beat and breathing. The result is a trance like state that makes them impervious to pain. A Egyptian fakir named Tahra Bey is able to press on certain nerve centers of his body to put himself into a cataleptic state where he has been able to spend 24 hours underwater in a sealed coffin without drowning! Rudolph Schmied known as fakir Rayo, stunned audiences at Madison Square Garden in New York in 1971 when he dragged along the stage a thick metal cylinder attached to a chain and nailed through his tongue. These amazing feats are achieved by utilizing powers of self command. Mind power can apparently achieve the impossible. There are fakirs, who can perform amazing feats such as supporting the weight of an elephant placed across his chest, lay on beds of nails, pierce their bodies with metal spikes without feeling pain, levitate at will and walk on red hot coals known as fire walking.

Fire walking has been performed for centuries in almost all parts of the world. It is one of the oldest and most widely spread rituals of all time. Records in India refer to it as early as the 8th century BC. Fire walking was often done for religious reasons to please the gods or to purify the soul. For most firewalkers, the fire walk is a unique method to test ones belief about our reality and the role we play in the creation of that reality. For Polynesians it is a ritual to produce good crops. It is thought to be a paranormal phenomenon by some. Fire walking has become popularized recently in the western world. A number of college professors have claimed that the secret to fire walking lies in the low thermal conductivity of the burning wood and it was simply a matter of walking swiftly through the red hot coals and that it had nothing to do with mind over matter. They assert that by not letting your feet stay in any one spot for too long, the heat will not burn you. They had claimed it was a matter of simple physics and that anyone can do it. There are many cases of fire walking that are still unexplainable however. In 1952 chief Terii crawled across a 30 foot wide fire pit on his stomach without being burned. Greek firewalkers have been seen kneeling for several minutes on the burning coals. German scientists in 1980 found that while walking through a 500 degree Celsius fire, the walker's feet registered only 180 degrees Celsius. During the walk their brains register abnormal activity on monitoring equipment suggesting some type of altered disassociated state. The one common trait shared by all successful firewalkers is confidence and strong belief. As long as the walkers believe they can step through the fire safely, they will do it.

This ritual serves as a very graphic demonstration of doing the impossible and an amazing example of our human potential.

During the 16th century shiploads of African slaves were taken to the island of Haiti Santo Domingo. In the desperate misery of the slave culture, West African supernatural beliefs began to mix with modern witchcraft to create a distinctive new religion called Vodou better known as Voodoo. The word means Great Spirit or god.

By the 19th century voodoo was practiced throughout the West Indies. Within a few decades it became the main religion of Haiti and New Orleans in the United States. It is a flourishing religion still today with over 50 million followers worldwide. 15% of the population of New Orleans still practices voodoo. Voodoo is a type of black magic that utilizes witchcraft type spells and rituals. Worshippers dance with increasing frenzy around a central pole, through which they believe the spirit or loa will arrive and enter their bodies. Spirit gods are urged to possess the high priests, giving worshippers access to protection, healing and divination. Ceremonies are conducted to honor the spirits and in return, the spirits are helpful in the lives of their worshippers. Religious rites tell believers the sources of their misfortunes.

Zombies, known to most people as fantasy figures in horror films originate from voodoo. They are the soulless dead who are revived by magic to do the bidding of the spell caster. Voodoo priests supposedly had the ability to turn people into zombies. Voodoo dolls were used in New Orleans in the early 1900's to cast hex spells or to bring bad luck to another person. The doll was used to symbolize that person. The sticking of pins into the doll was done to reinforce and strengthen the power of the spell.

Gris-gris (pronounced "gree-gree") was a frequently used magic curse placed upon enemies. They are small pouches containing herbs and oils, and decaying matter such as hairs, bones, human or animal remains, nail clippings and blood soaked cloth. The bags were either worn around the neck for good luck or placed at the doorstep of an enemy to curse him. New Orleans history tells of numerous powerful voodoo kings and queens. Perhaps the most famous voodoo queen was Marie Lareau, a tall mulato woman of amazing beauty and great wealth who was greatly feared throughout Louisiana in the 19th century. Her expertise lied in sorcery, black magic and the paranormal.

For a fee she could predict the future, cast spells, remove spells and create magical love potions to attract a mate. During the yellow fever epidemic of the 1850's the population of New Orleans was devastated. Marie helped to heal the sick and fight the plague. Because of her numerous good deeds she was able to cause many people to overlook the fact that she was a strong practitioner of voodoo black magic which included curses and animal sacrifices. In voodoo, a person is believed to have two souls. The first called *gros*; is the force which gives life to a person. After death it returns to a reservoir from which new borns obtain fresh souls. The second soul called *ti*; sometimes leaves the body during sleep. It contains the individual's personality and has the ability to create out of body experiences. Out of body experiences are known to occur occasionally to participants during voodoo rituals.

Paracelsus was a great alchemist and philosopher who had a natural gift for healing. He was born in Switzerland in the 15th century. He attended several universities and then began wandering through Europe healing the sick using conventional medicine. He eventually became convinced that magic was the key to healing and so he burned his medical books which he considered obsolete. He believed that magic was the power of god and a great instinct for healing. He utilized a life energy named Quintessence which was the power behind his abilities. He believed that this energy fills the entire universe and is the foundation of all matter. It is rumored that Paracelsus was successful in transmuting lead into gold.

Much of modern medicine and psychiatry owe a great debt to Paracelsus. He scoffed at the idea that sick people such as epileptics were possessed by demons. This was what was generally thought in his time and if a person had something like a seizure then they were believed to have ties with the devil. These people were usually burned at the stake or hung in many cases. Paracelsus proposed that they were simply sick people.

Edgar Cayce, who has been called "the most documented psychic of all times," often stated that ultimately each one of us is our own best psychic. Psychic impressions come to us in the form of dreams, everyday hunches, synchronistic experiences that seem to defy logic, and even "chance" encounters or conversations with friends and strangers.

For forty-three years of his adult life, Edgar Cayce demonstrated the ability to put himself into some kind of self-induced sleep state by lying down on a couch, closing his eyes, and folding his hands over his stomach. This state of relaxation and meditation enabled him to place his mind in contact with the universal consciousness. From this state he could respond to questions as diverse as, "What are the secrets of the universe?" to "How can I remove a wart?" His responses to these questions came to be called "readings" and contain insights so valuable that even to this day individuals have found practical help for everything from maintaining a well-balanced diet and improving human relationships to overcoming life-threatening illnesses and experiencing spiritual growth.

It was not unusual for Edgar Cayce to be giving a reading, laying on his couch, somehow mentally in touch with another individual and his or her surroundings, activities, and relationships, providing answers to any question imaginable or any time-frame in history, and at the same time have a personal dream that Cayce could recall upon awakening. Occasionally, it was found that at the same time all this was going on, if an individual in the room with Cayce thought of something, he could respond to their query without even being asked! It is quite evident that the capacity of this man's mind was not limited to what we might call the conventional parameters of time and space.

The majority of Edgar Cayce's readings deal with health maintenance and the treatment of illness. However, in their entirety the readings discuss an astonishing 10,000 different subjects! In addition to health major topics include personal spirituality and ancient civilizations. Though Cayce died in 1945, the timeliness of the material in the readings is evidenced by approximately one dozen biographies and more than 300 book titles that discuss various aspects of this man's life and work.

Edgar Cayce once said that Psychic ability is inherent in each of us, because psychic ability is a soul quality. The word psychic itself comes from the Greek word Psyche, meaning human soul. Edgar Cayce affirmed that each individual in his inner self might accomplish anything psychic. He continually spoke of the power that was in that inner self and of the connection of that self with the universal consciousness. Recognizing that the divinity is within us is the first step in being able to communicate with the inner self. It is also the first step in working for the development of the soul. Few people realize

that imagination is an aspect of the psychic mind. But it certainly is. Edgar Cayce often linked it to intuition. Creative ability is another ability rarely recognized as psychic. Cayce also stated that psychic ability was ultimately best achieved through the process of spiritual development.

All of these individuals and cultures knew different methods and techniques for using the force to invoke miracles; however they were only using a tiny fraction of its power.

Psychic Science

The life force or psychic force phenomenon is real but up until recently conventional science has had a difficult time explaining it. Many of its effects cannot be directly measured or detected using conventional means. Science is slowly starting to catch up and in some ways it's actually lending credibility to the cause.

Shamans and witch doctors have been utilizing ESP throughout our history. The Malays interpreted their dreams to find fish; the Zulus to find game, Australian Aboriginal people used smoke signals to tell distant friends that telepathic messages were ready to be sent. Nostredamus used precognition to predict future events.

ESP known as Extra Sensory Perception can be divided into 4 distinct classes:

- Telepathy-- communication using the mind
- Clairvoyance-- knowledge of distant places not acquired by the senses or telepathy
- Precognition-- knowledge of the future
- Retro cognition-- knowledge of the past not obtained by normal means

The Ganzfeld experiment which is German for 'whole field' have perhaps provided the most successful laboratory demonstrations of ESP to date. It is a technique of blocking the senses and playing loud white noise which is basically the sound of static into headphones worn by the subject. The absence of sensory stimulus is said to allow subconsciously received impressions to reach the conscious mind. The receiver describes and records what he or she is seeing, while in another room a 'sender' concentrates on a

target image such as a picture or film clip to be transmitted telepathically. The receiver's description is later compared to the target image. Success rates are approximately 50% and the chance of coincidence is estimated to be about 5% likely.

Recent experiments into clairvoyance remote perception also known as remote viewing were carried out at Princeton University by Robert Jahn and colleagues and have produced positive results. A sender is sent to a faraway place known as a target site at random by a computer from 100 different possibilities. The sender takes photographs and records impressions in his mind of the target site. The receiver does not know the senders location but tries to visualize where the sender is. He makes sketches and describes his or her mental impressions. The distance between sender and receiver makes no difference for the tests. The success rate averages out to about 15% greater than could be expected by chance. The odds against this result happening by chance are about a hundred thousand million to one! One amazing point about this technique is that it apparently makes no difference whether the sender visits the target site before or after the test is done!

Modern Magic

Some other scientific discoveries have proven that psychic force energy can actually be amplified and manipulated by the use of specialized electronic machines. Back in the 1940's an incredible new field of science was created based on the amazing discoveries of a few pioneering scientists. The field I speak of is known as Psychotronics, also known as Psionics or Radionics. Psychotronics is a technology that utilizes special electronic equipment to amplify and manipulate psychic energy in various ways! Some incredible discoveries have been made in this field in the last 50 years, some of which may shock and surprise you. Sadly this technology has been strongly suppressed, especially within the United States. And so even though there is over 50 years of research into this field, many people have never even heard of it before. I will go into detail in a later chapter and explain this subject in great detail and teach you how to build these Psionic machines that you can use to mentally affect your own reality around you. These devices can literally make you into a modern day Merlin the magician.

One of the early pioneers of this technology was a man named Dr. Thomas Galen Hieronymous. Hieronymous was the first person to be granted a U.S. patent on a Psionic type device back in 1949. His invention called the Hieronymous machine is a device that he claimed was used to detect and analyze various minerals and materials electronically. But it was actually much more. To keep it believable and to not sabotage his efforts to obtain the patent, he didn't reveal all of its details in the patent. In one of Hieronymous's experiments he describes a bizarre method of feeding plants; he used two groups of seeds. He planted each group into a separate box in a dark room without any natural sunlight. One of the groups was used as a control group and was left alone completely without sunlight. Each group was watered regularly. The other group was treated exactly the same except for one major difference. Several wires were attached to this group and fed through the wall to the outside and connected to metal foil plates exposed to sunlight. Amazingly, the plants that were wired to the plates grew as if they were receiving sunlight while the other group hardly grew at all. This basic experiment confirmed that the psychic force energy can be manipulated electrically. Even after 50 years of study, many researchers believe we are only scratching the surface of this technology

Magic

This is the way things are done in magic and also in Radionics. In fact all of us use magic in some form or another throughout our lives. Some of us are excellent at it and others are not. I would say that even the people who are good at it don't even realize they are using magic in their lives. Let's say you wish to own an expensive car such as a Ferrari and you don't have enough money but you want this car more than anything. You know that it would be impossible for you to save enough to buy it even after many years because it's just too expensive and your credit is not good enough to finance a car like that. So you think about it every day and fantasize about it and you even have posters or photos of it and you constantly try to imagine yourself driving it and being seen in it. You imagine how it would make you so happy and your life better because of it. You draw pictures of it when you're bored and tell your friends that you will have it someday. You watch TV shows about it and surf the web reading about it. You imagine how people will respect you and treat you better when they see you in this beautiful car. You think about it

every day and do this for many months and your desire still does not fade. You want this car with all your heart.

Suddenly one day while driving to work in your terrible old car you have an intense feeling of déjà vu. For some reason you have a strong feeling like a voice in your head telling you to take a different route to work today. As you approach the next intersection you accidentally crash into a car in front of you. You didn't even see it coming; it seemed to come from nowhere. As you get out of your car you realize you just hit a Ferrari! The other man gets out and approaches you and says "you want to buy a Ferrari?" As you speak to the man he tells you that he has had nothing but bad luck with the car and just wants to get rid of it. He wished he could just find someone to take over his payments and he would be happy. A few days later you are the owner of a Ferrari.

This is an example of the use of magic. There were many ways that the magic was being created in this example such as thinking about it and fantasizing about it, looking at photos and videos of it, drawing pictures of it. The intense and prolonged visualization of the Ferrari actually created a coincidence to make the wish a reality. That's really what magic is; the creation of coincidences through intense mental focus and putting emotional energy into it such as imagining how happy you would be, maintaining these intense thoughts for many months without wavering.

The Pendulum

Before we discuss the pendulum you must first understand the basic instrument that started it all, the dowsing rod. A dowsing rod is a tree branch in the shape of a "Y" typically used to locate underground sources of water or oil and sometimes various minerals. The skill of dowsing for water is also sometimes referred to as water witching. A dowser would grasp each end of the dowsing rod that forms the "Y" with his left and right hands. By holding the rod and concentrating on what he is trying to locate (for example water) the dowsing rod would appear to magically point in the direction of the water and lead him to it as he walks along slowly.

Dowsing is a form of divination. Divination is the ability to divine or access information from a higher source. There are many various methods of Divination such as using the Ouija board or Automatic writing which are both

used for communicating with incarnate spirits. The pendulum is another tool used for the purpose of divination but it is far superior and much more versatile than the dowsing rod in many ways. It can do everything that a dowsing rod can do and much more.

So what exactly is a pendulum? The pendulum is a weight suspended from a piece of string that is held between the thumb and the index finger and used for the purpose of divining information from a higher source. The higher source being the user's subconscious or higher mind. The pendulum moves in specific ways that indicate answers to questions asked by the user. In its basic form it typically answers questions with simple yes and no answers but it is also capable of more complex responses when used by an experienced user such as performing measurements indicated as quantities or percentages.

Perhaps one of the most amazing points about using the pendulum is that distance seems to have no effect on the results. In other words, it is not necessary for a diviner to be physically close to the item he is dowsing for. The pendulum user can be hundreds or even thousands of miles away and do a complete medical diagnosis on somebody from a distance. Or locate a deposit of gold in northern Siberia all from the comforts of his own home if he so desires.

Radiesthesia is a word used to describe the use of the pendulum specifically. The term Radiesthesia was coined by a priest named L'Abbe Bouly from the French village of Haderlot in the early part of the 20th century. It is a combination of the Latin word radius meaning radiance and the Greek word aesthesis meaning sensitivity.

Radiesthesia differs from dowsing in that it can be used for detecting and measuring etheric radiations of animal, plant, human and mineral, it is also capable of providing answers to virtually any question it is asked!

Radiesthesia has been used mostly for medical purposes for detecting disease and abnormal conditions within the body. It was a tool which open minded physicians could use in conjunction with their conventional knowledge of medicine that would allow them to diagnose patients faster and much more accurately than with conventional medicine alone. Europe has been much more open minded than America about the subject of dowsing and

Radiesthesia especially England which produced many physicians who were highly proficient with it.

History of the Pendulum

Dowsing and divination appear to have ancient origins as old as mankind itself. The oldest evidence was discovered in 1949 by a group of French explorers in the foothills of the atlas mountains of southern Algeria in Africa. They found what is now known as the 'caves of Tassili'. The caves contained four giant wall paintings one of which depicts a man holding a "Y" shaped rod dowsing for water. The cave painting was tested using the carbon 14 dating process and found to be at least 8,000 years old. It was created around 6,000 B.C.!

Dowsing also appears throughout history and in many ancient cultures around the world. There are references to the Chinese using various divining techniques as far back as the reign of emperor Yu in 2200 B.C. Evidence was also found of its use by the Egyptians, Hebrews, Scythians, Persians, Medes, Etruscans, Druids, Greeks, Romans, Hindus, Polynesians, Peruvians and even the native American Indians.

Dowsing and divination are also mentioned many times throughout the Old Testament. The most notable is an example of Moses using his wooden staff to find water for his thirsty followers. Num.20:10-11: and Moses lifted up his hand, and smote the rock with his rod twice: and water came forth abundantly, and the congregation drank, and their cattle. It is interesting to note that researchers have discovered that the rods of both Moses and Aaron are identical to the rods used by ancient Egyptian priests who we know from ancient hieroglyphics also used various forms of divination.

In 1556 a German physician and mining expert Geogius Agricola published the first book about dowsing called De Re Metallica (Translated to mean "concerning metals") in which he describes in detail how it is possible for miners to select and use a wooden dowsing rod to locate silver and gold.

Soon after the publication of books concerning its use dowsing became widespread across Europe during the 16th and 17th centuries. It was used to find gold, water and even treasure. Its increasing popularity and use began to generate fear within the church. At that time nobody understood how or why

the dowsing rod worked only that it did work. Theologians believed it was the work of the devil. Of course given the churches fear of witchcraft during that time their response to dowsing is no surprise. In the early 1700's the Catholic Church added books about dowsing to their list of books forbidden by the church!

Even though it had become dangerous to do so, many people continued to use the dowsing rod even risking being labeled as a witch and being burned at the stake. They were willing to take their chances because it worked and was more reliable than mining techniques of the time not to mention the fact that it was a very profitable skill to have. Since the skill of dowsing became so useful and in such a high demand the church was unable to completely suppress it even though historical scholars believe between 60,000 and 9,000,000 (there is great disagreement among scholars about which number is more accurate) people were killed by the church during the inquisition. From that time of massive religious oppression and propaganda dowsing somehow survived.

In the early 1800's a German scientist named Johann Ritter conducted various laboratory experiments on dowsing to determine if it indeed worked. Ritter is historically known as the father of electrochemistry and is the inventor of the dry cell battery and discovered ultraviolet light. Ritter tested a number of successful dowsers of that time and concluded that it did work. But his largest contribution was that he is the first to use a pendulum in place of the dowsing rod and found that it could produce answers to abstract questions about virtually anything. This meant that the pendulum could be used for much more than locating water or minerals as the dowsing rod was.

The field of information dowsing was born. Now a dowser using a pendulum could simply ask if water could be found on a certain piece of property and simply get a yes or no answer!

In the 1930's Radiesthesia took a big step forward when the Nobel laureate dr. Alex Carrel working under the prestigious Rockefeller Institute of New York was quoted as saying "we must keep an open mind free from personal assumptions...Radiesthesia is worthy of serious consideration".

Another Nobel laureate Charles Richet declared “we must accept dowsing as a fact... it is useless to work up experiments merely to prove its existence, it exists. What is needed is its development” (17 best evidence).

In modern times pendulums and dowsing rods were used by the U.S. military during the Vietnam conflict. Underground land mines made life difficult for American commanders because of their extreme danger to soldiers and the militaries inability to accurately detect them so they eventually turned to divination. Marines at Quantico were successfully trained to locate underground mines, ammunition dumps, enemy tunnels, and track enemy movements all using the power of divination. Their accuracy was staggering according to a 1967 New York Times article that was later reprinted by hundreds of large and small newspapers across America.

In 1959 during a demonstration for high ranking naval officers using only a map and pendulum, expert diviner Verne Cameron was able to determine the exact position of every American naval submarine deployed throughout the world. The officials were astonished when Cameron was then able to determine the exact position of every Russian submarine. Cameron was apparently so highly skilled with the pendulum that it took him less than an hour to locate all the American and Russian subs.

There are numerous reports of divination being used successfully by companies both large and small and by many scientists throughout the world although discretely for finding ideal drilling locations for oil wells, water wells, for finding ancient archeological sites, finding missing persons, diagnosing medical conditions, finding underground electrical wires and pipes, and for various types of mining operations. Many of the individuals who perform these divination services are quietly paid hefty sums of money.

How it works

The scientific principle responsible for the pendulum operation is known as the “Ideomotor effect”. It was discovered by William B. Carpenter in 1852. While studying the dowsing phenomena he found that muscular movement could be initiated by the mind unconsciously. The effect has been studied and well documented over the last 150 years by medical scientists. It is what causes the hand muscles to unconsciously operate the pendulum or the dowsing rod. It is also what causes the hands to unconsciously move the

planchet of the Ouija board and allows the stick pad of a Radionic box to operate.

I have been using the pendulum for many years and have read nearly every book ever written regarding it and I've discovered that many of the authors clearly have no understanding at all about how the pendulum moves. Many think it is some supernatural force that moves it independently of its operator. Some even claim that it can move without any contact with it's operator, and some of them even provide plans for building a pendulum that hangs from a wooden stand and is supposed to move on its simply by asking it questions. These types of pendulums do not work at all since as you now know the movement is actually caused by the user intuitively.

Because holding the pendulum perfectly still without movement and simultaneously concentrating on the question being asked is actually very difficult, it is therefore like a very delicate balancing act of the hand muscles as intuitive signals are received and translated into unconscious motion of the pendulum. Of course these intuitive signals of the higher mind need to be trained so we can translate them into movements that have meaning we can understand and recognize.

When using the pendulum for divination we are simply accessing the small intuitive signals of the mind and nervous system and amplifying them through the muscles of the hand and arm. This amplification causes us to unconsciously move the muscles and cause the pendulum to swing even though it feels as if it is moving completely on its own. This is also true of the Ouija planchet except that the intuitive amplification comes from the fact that there are two users hands present during operation. Therefore all of the various styles of divination use this basic concept in their operation. It's simply an amplified intuitive signal from our higher mind that allows the devices to work. Of course there are stories of some people who have very powerful intuitive abilities that do not even require the various devices to perform divination. These are of course very rare cases and most people find that their skills are very weak during their early attempts at any divination. The good news however is that with continued practice and training anyone can become highly skilled at divination.

The most important skills necessary for using the pendulum are concentration, focus and discipline. You must be capable of keeping your mind clearly focused on the question being asked and not allow any stray thoughts to enter your mind. For most people this alone is nearly impossible to do. Our minds are normally very noisy and constantly thinking about things like what you will do today, worries and concerns, and maybe even what you will eat for dinner. You can understand what I mean by trying a simple test of closing your eyes and relaxing for about 60 seconds and then trying to not allow any thoughts to form in your mind. Try to keep your mind completely clear and don't think about anything. Now see how long you can hold this mental state. Most people find that they can clear their minds for only a few seconds at a time before some stray thought enters and they suddenly find themselves thinking about that thought. Therefore being skilled at meditation is very important for successful pendulum use since our higher minds are responding by producing the ideomotor effect based on the question being asked. If you cannot concentrate and focus on the question properly then the ideomotor response will not be very accurate.

You must maintain strong discipline and **practice your pendulum use daily** to allow your skills to grow. With daily dedicated training it's possible to become proficient within one or two weeks. As with most things the best way to get better at any form of divination is to practice it frequently. Your intuition functions in a way that is similar to a muscle in that if the muscle is used often it becomes stronger and performs better when properly exercised and conditioned. If the intuition is not used very often then it becomes weak just as our muscles become weak if we do not use them enough. And **incidentally using the pendulum seems to be by far the best way of exercising the intuition!**

Most of the various machines and Psionic technologies in this book require and rely on highly developed intuitive abilities to function. The pendulum is perhaps the most important instrument to master since it is used most often to tune and operate the various machines discussed later. It is absolutely essential to master the pendulum before continuing with the other devices in this book. Without highly developed pendulum skills you will be unable to properly operate any of the Psionic devices in this book so you need to practice!

As your intuition begins to develop you will notice the pendulum movements becoming smoother and better defined. The accuracy of answers will also dramatically increase as you learn to distinguish the correct intuitive signals produced by your mind. The best and most experienced diviners can typically attain accuracies of about 85% which is considered excellent. However because it's less than 100% it is necessary to ask the same question on different days so that you can be sure of the correct answer. For example if you ask a specific question 10 days in a row and 9 out of 10 days the pendulum provides a yes answer to the question then it's safe to assume that its correct.

It's important to understand that 100% accuracy is very rare. This is because the human mind and nervous system are very sensitive to outside influences, there are sometimes days when the pendulum operates erratically. This is usually caused by electrical storms, solar flares, atmospheric disturbances, illness or days when your life force energy level may just be lower than usual. During these periods its best to simply postpone your pendulum use until the next day and try again. It's interesting to note that psychic research also shows that Psi abilities are also largely diminished by the same things.

Mental fatigue also sometimes plays a part in the pendulums use. After prolonged sessions of divination the subconscious mind tends to become fatigued and when this happens the pendulum may not move at all or may behave erratically. When this occurs it is necessary to simply take a break and let your mind have a rest. As you continue your daily pendulum training your intuitive endurance will slowly increase and eventually be able to tolerate several hours of continuous pendulum use without fatigue.

Another point worth mentioning is that religious and spiritual beliefs seem to have no impact on a dowser's skill to perform successfully. Even hardcore atheists can be good dowsers.

The benefits of developing your intuition are great. Your life will be changed as a result of it. You will acquire an inner voice that can sometimes provide you with an advantage over others in situations of money, love, success and even in times of danger. It truly is a 6th sense and it can be even more beneficial than any of the other 5 senses if it's properly developed. For example there may be times when you suddenly have an intuitive feeling to

act a certain way that may seem illogical or even crazy but later you realize that it saved you lots of trouble or provided you with a great benefit as a result of listening to that feeling. Therefore I cannot stress enough how important it is that you begin to listen to your intuition every single day and trust it. It may not always work at the exact times that you want it to until it becomes highly developed but it will always keep you safe and sometimes give you an edge throughout life that others could only dream of.

Tuning your Pendulum

When preparing to use your pendulum it's important to never cross your arms or legs in any way. Always try to sit on a wooden chair only with your feet firmly placed on the floor. Metal chairs appear to interfere with pendulum operation for some people. Also if you're using a table be sure it's constructed mostly of wood. If it contains some small metal parts such as screws holding it together that is ok. It's worth mentioning that wood always contains high concentrations of life force energy and that this aids the user by slightly increasing his life force. This is also the basic concept behind the Orgone pendulum which we will discuss later.

Before using the pendulum it must first be properly tuned to your central nervous system. This allows it to function at its maximum effectiveness. Although it will usually still operate without being tuned it will not be as reliable and its movements will be less intense. Because our body and mind are constantly changing and growing you must perform the tuning procedure every time before using the pendulum. It is easy to do and takes only a few moments. The tuning procedure allows us to calibrate the tiny signals generated by the ideomotor effect with the nervous system and hand. This allows the pendulum movement to be amplified and the ideomotor effect maximized. Please do not attempt to use the pendulum if you are tired or feeling drained mentally or physically. If you do your results may be inconsistent and erratic.

There is a posture in yoga which is considered to be ideal for concentrating the mind. This is called "Dhyanamudra" and is done by simply extending the arm and touching the thumb with the index finger to form a ring. While the hand is in this position the ideomotor effect is easier to produce so this is the standard position used to hold the pendulum string.

Hold the pendulum string between the thumb and index finger of your dominant hand. If you are right handed then use your right hand. If you're left handed then use your left hand. Allow the pendulum to hang down about six inches from your hand.

Look closely at the tip of the pendulum as you are holding it hanging from your hand. You will notice that it always moves slightly and it's nearly impossible to keep it from doing so. This is because the human body always pulsates softly from the pumping of blood and is therefore always in a state of minor vibration. These slight vibrations are then transferred to the pendulum string and results in the tiny movements. This is completely normal and even necessary for the pendulum to operate successfully. The reason is that it's much easier to start the pendulum swinging boldly when there is already some small vibrations present than it is from a complete stop. Therefore this tiny vibration allows the pendulum to operate much easier.

Position the pendulum over the open palm of your other hand about one inch above it but do not allow it to touch the palm.

With the pendulum hanging over your open palm, gently start it swinging back and forth in any direction. As the pendulum swings back and forth slowly lower it toward your open palm by feeding out more string. Attempt to maintain a one inch distance between the pendulum and the open palm by slowly raising your pendulum hand as you feed out more string.

At a certain point as you continue to feed out more string the pendulum will start to gyrate in circular movements. When the pendulum is making definite circles over your open palm rather than back and forth swings you will have found the exact length of string needed for the pendulum to be in tune with your subconscious mind. DO not cut the string at this point because as you will recall the pendulum needs to be freshly tuned before each session.

How to use the Pendulum

Try to think of the pendulum as a type of mechanical translating device. It translates small intuitive signals from the subconscious mind into mechanical movements of the pendulum. To properly understand these mechanical movements we must first establish a common language that both the

conscious and subconscious minds can understand, a language of mechanical movements that will be understood by both.

To establish this common language we must tell the subconscious mind exactly what the acceptable motions will be for yes, no and maybe. The subconscious must completely understand what is expected of it for accurate communication to occur. This procedure is known as programming the subconscious and the steps are listed below.

Hold the pendulum string at the point established by your tuning.

Look at the pendulum and with the power of your mind concentrate on making the pendulum move forward and back in the direction of the arrow. Do not move it with your finger or hand, use only the power of your mind and concentration. What you are actually triggering is the ideomotor effect of your nervous system. 90% of the time you will have success with this step but if you are having difficulty making the pendulum obey you it may be that you do not have sufficient mental focus to trigger the ideomotor effect. If so then you will need to continue practicing this step daily until you can move the pendulum by concentration alone. The good news is that the mind can be strengthened by continued mental training.

Asking it Questions

It is a natural human response that whenever we want to say yes to somebody using only our body we typically nod our head up and down to indicate yes and side to side to indicate no. Therefore since it is logical we will use these directions to indicate a yes and no response from our pendulum. For example whenever the pendulum begins moving forward and back, it will indicate a yes. Side to side will indicate a no response. This is something which all of us are programmed to understand since a young age and so it is deeply implanted in our subconscious minds.

What can it do?

Below is a list of just some of the amazing things that can be done with the pendulum:

- Determine how long until certain events occur.

- Use Radionics machine to tune into target and use pendulum to learn details of target such as: age, birthday, attitudes, or profession.
- Learn significant information about a specific object such as its age, composition, characteristics.
- Used to detect any specific form of life nearby to user such as human, or any type of animals.
- Determine if any type of PSI attack is being used against you and from where and who.
- Divine other people thoughts using the pendulum.
- To find any specific people using pendulum or map dowsing techniques.
- Learn whether a specific action will be good or bad for your future.
- Locate gold, silver, bronze, platinum, aluminum, copper, brass, iron, nickel, zinc.
- Determine if a spirit or undead entity is nearby.
- Determine how much water, light and nutrients a plant requires.
- Diagnose machinery for repair such as car, boat, motorcycle.
- Find lost, stolen, misplaced or hidden objects using pendulum dowsing and triangulation such as: treasure, water, gold, oil.
- Determine a person's dominant color, heal auras using color therapy.
- Determine what vitamins are needed for optimum health.
- Check food to determine which are good to eat for health and diet.

- Determine if a doctor is good for you.
- Find disease or problem areas of body.
- Diagnose various energy bodies for general health.
- Determine health and well being of yourself or any living creature.
- Determine primary cause of any illness or medical problem.
- Determine the best remedy or treatment for any condition.
- Detect harmful radiation or energy at any location inside or outside building.
- Learn or divine information from any remote site.
- Determine if a book is worth buying or find the best when choosing between several books.
- Select the best employees to hire.
- Make difficult business or executive decisions using the pendulum.
- Find the best job or choose between several available jobs using the pendulum.
- Choose the best career for you using the pendulum.
- Check various types of compatibility using the pendulum.
- Determine if someone is lying to you through pendulum use.
- Determine relative strength of a thought form.
- Determine relative intensities of thought forms using the pendulum.

- Predict weather for any day into the future.
- Make important decisions or decide between various choices.
- Choose best investment or business to start.
- Choose best property to buy for living or investing.

How to Dowse

Dowsing uses the same ideomotor effect that the pendulum does to operate. In dowsing, the operator typically uses a y shaped twig to search for underground water. The branch should be young, green and alive. It should contain leaves that appear lively and healthy and some other smaller sprouting branches. The reason for this is that branches such as this will contain much higher quantities of life force energy. I have verified this theory using the Life Energy Orgone meter and it does show much higher relative amounts of Orgone compared to old dying branches absent of any leaves. The large branches should form a “Y” so that each branch has equal thickness and approximately equal length.

The thicker stem of the “Y” branch should be approximately 10 to 12mm thick and the arms at least 6 to 8 mm thick. After the branch is cut from the tree all the leaves and small branches should be removed. The two limbs of the “Y” need to be carefully cut so that they are close to equal length. The handle of the “Y” should be cut so that it is longer than the two smaller branches as shown in the diagram.

Hold the dowsing rod with both hands and try to keep the base of the “Y” parallel with the ground as you walk slowly. As the rod passes over any ground with water beneath it then the end of the dowsing rod will begin to swing downward as if it is being pulled towards the ground by some unknown force. Of course this is yet another example of the ideomotor effect being created by the operator of the rod. The user by relaxing and allowing his mind to tune into the desire to find water allows his intuition to trigger the ideomotor response as he nears any source of water.

According to most of the research done with the ideomotor effect, it appears that magnetism can have a profound impact on pendulum operation. It's

unclear still how or why this occurs but in the case of Albert Abrams the discoverer of Radionics, all his thousands of experiments showed that the ideomotor effect was much stronger when the operator was facing to the west. Therefore be sure to use a magnetic compass each time you sit down to use your pendulum and always face to the west. It's also better to try always walking to the west while using a dowsing rod to help maximize the ideomotor effect. Just walk west in a line until you reach the boundary of the area you are searching and then start back on the east side two steps towards the north and again walk slowly to the west always facing that direction.

Dowsing is like an unconscious question and answer session being played inside the users mind. It's necessary to keep the mind clearly focused on the objective to have success.

Discovery of Radionics

The history of Radionics begins with a medical pioneer named Dr. Albert Abrams around the beginning of the 20th century. Abrams was born in 1863 in San Francisco, California. He studied medicine in various European universities including the University of Heidelberg. Abrams devoted his life to medicine and research. He was interested in finding relationships between biology and physics. After studying in Europe he returned to America and eventually became a pathologist. He taught at Stanford University and continued with his research until his death in 1942 at the age of 61. Abrams was a well educated doctor and used very scientific and thorough procedures in his approach to medicine. He was highly skilled at "percussive diagnosis" which was a technique for identifying tumors or diseases in a patient. A practitioner would make a diagnosis by thumping the stomach or abdomen region of the patient and listen to changes in the percussion sound.

His discovery came one day while examining a patient standing in front of him with a cancerous tumor on his lip, medically known as epithelioma. Because Abrams always liked to be thorough he would give the man a complete check up. He was performing "percussive diagnosis" on the abdomen of the patient when he noticed something strange. Usually during abdominal percussion he would hear a distinct hollow sounding tone on a patient's abdomen similar to that of a drum sound, but this patient's abdomen produced an obvious dull sounding tone instead. Being a medical researcher Abrams wanted to understand what was happening especially since he had

years of percussive diagnosis experience and had never observed this effect before.

He decided to have the patient lie down so that he could feel carefully around the man's abdominal region. He wondered if there was some kind of solid mass under the area which could account for the dull tone effect he was hearing. He could not find any solid mass and as he again percussed the patient's abdomen he now noticed that the dull tone was gone. Instead it produced a distinct hollow sound just as it should. This puzzled Abrams even more and he insisted on having the patient stand again as he percussed his abdomen. It produced a hollow tone again as it was supposed to but Abrams wondered what could have caused the dull tone he heard earlier. He was a very curious man and would continue his investigation even though most doctors would have ignored it and moved on.

Abrams had the patient stand in exactly the same position as when the dull tone was first heard. He wanted to recreate the original conditions exactly. He again percussed the abdomen and finally heard the mysterious dull tone again.

Abrams knew he had discovered something new and exciting and started to thoroughly research this effect with the help of his patient. For the rest of the day he had his patient stand in various positions and directions as he percussed the man's abdomen to determine how to elicit the dull tone consistently.

At the end of this long afternoon of work Abrams determined beyond any reasonable doubt that this effect was indeed real. He discovered that a man with a cancerous tumor on his lip had a well defined area of his abdomen which elicited a dull tone under percussion only when he stood facing to the west!

Although it will not be clear just yet, this was the basic discovery that sparked the entire field of Radionics. Even after nearly 100 years of research and experimentation throughout the world we still are like children playing with toys when it comes to Radionics. Although there have been amazing discoveries which have progressed it further, I believe we are only barely scratching the surface of possibilities. The unfortunate point is that the conventional scientific community have always rejected Radionics and never

even attempted to recreate even the most basic discoveries. Their reasons will be explained later.

After the day of Abrams original discovery he decided to continue experimenting. He gathered a number of patients from local hospitals suffering from various forms of cancer. He had each of them face to the west as he percussed their abdomens. In every single case he heard the same distinctive dull tone slightly above the navel. He also experimented thoroughly with a number of healthy patients to act as a control but could find no dull tone.

He was able to prove conclusively that the effect only occurred with patients who exhibited some form of cancer and did not occur in healthy patients at all. It appeared to Abrams that it could be a technique for detecting cancer and he continued on that premise.

He selected a healthy twenty year old male from his group of medical students to experiment with further. The dull tone was not observed at all on this mans abdomen no matter what direction he faced during percussion.

Abrams then asked the young man to stand facing to the west and hold a small container against his forehead. The container contained within it a small piece of malignant tumor which was removed from a cancerous patient.

Abrams percussed the healthy twenty year olds abdomen and heard the distinctive dull tone. He described it as being so noticeable that it was like he was percussing a lump of solid plastic. When he turned the young man to face north the dull tone could not be percussed. When he faced back west percussion again revealed the dull tone. When the cancer specimen was removed from the twenty year olds forehead the percussion became normal again with a hollow tone.

These basic experiments were performed and verified thousands of times using strict scientific methodology. They proved to Abrams that it was possible to diagnose and detect cancer in a patient using this curious percussion effect. Abrams believed that cancer emanated some type of vibrations which affected the human body when it was brought into contact

with it. This phenomenon was published by Abrams in 1916 titled “New Concepts in Diagnosis and Treatment”.

From this basic concept Abrams had another ingenious idea. He performed another experiment using a six foot length of ordinary electrical wire. On one end he attached a small aluminum disc electrode and to the other end he attached a larger disc electrode mounted on a handle. The small disk electrode was attached to the healthy young mans forehead and the other end was positioned behind a privacy screen where a medical assistant could hold the larger electrode against a cancer specimen at random intervals unknown to Abrams or the twenty year old.

The assistant placed the electrode against the cancer specimen and Abrams percussion produced the dull tone on the young mans stomach. As the assistant removed the electrode away from the cancer specimen it caused Abrams percussion sound to return to normal. This was an exciting discovery and Abrams performed many more experiments of this principle using both men and women and achieved the same results consistently.

These were historic experiments that proved that this strange effect could travel down an electrical wire! So began the “electronic reactions of Abrams”.

In Abrams next experiments he wondered if this effect might work with other types of diseases besides cancer. He believed that it might be possible and so he began collecting various disease samples from local hospitals to test his theory. He performed the experiments using the same procedure as before. The small disk electrode was attached to the forehead of the healthy twenty year old and the medical assistant would place the other electrode against a disease sample without Abrams knowing when he did so. Abrams would percuss the healthy mans abdomen and listen for the dull tone.

The first disease sample he tried was tuberculosis tissue. No dull tone was produced in the area above the navel as the cancer specimen had done. Instead he found the dull tone was produced when he percussed an area just below the navel.

Abrams performed many painstaking experiments using diseases such as streptococcus, malaria, pneumonia, bacillus, tuberculosis, and cancer. He found that each of them could be detected using the percussion method but percussion would work in different areas of the abdomen for each disease.

This looked like an incredible new and easy method for detecting various diseases in a patient until Abrams tried detecting a disease sample of syphilis. He was surprised to find that it evoked the dull tone in the exact same area of the abdomen as the cancer specimen. This meant that the technique would be useless for disease detection if different diseases would be detected in the same abdominal area. There would be no way to distinguish between them.

Since this strange effect could be made to travel down an electrical wire, Abrams deduced that the effect might be electrical in nature. He wondered if he could use some electrical means to refine the detection process. He had very little knowledge of electricity and in his case it was probably a good thing because what Abrams tried next would make little sense to anyone knowledgeable in electronics.

He decided to use an old fashioned version of a decade box which is a box that contains variable resistors or switches to select various resistances for circuit testing. The resistances are measured in ohms. The decade box Abrams used contained rotary switches and as the switches were rotated they would make electrical contact with different sized resistances in the circuit. The unit had 3 knobs total and with it he could select almost any resistance value he wanted.

He cut the six foot electrical wire at the middle and inserted the decade box into the circuit so that one end ran to the healthy young mans forehead and the other end ran to the electrode in contact with the disease sample.

In this setup Abrams would percuss the healthy mans abdomen as his lab assistant operated the decade box and placed disease samples in contact with the electrode. As the assistant placed a cancer specimen in contact with the electrode Abrams found that he could not elicit the dull tone at all. The electrical resistance of the decade box seemed to block the effect completely.

Abrams instructed the assistant to turn the knobs of the decade box to adjust the resistance value. As the knobs were turned Abrams found the dull tone was again detected. They discovered through further experimentation that cancer could only be detected when the decade box was set to exactly 50 ohms of resistance. 49 or 51 ohms would block the effect.

Although cancer and syphilis were both detected at the same location on the abdomen, it was now possible to distinguish between them. Syphilis was only detected with a resistance setting of 55 ohms. Gonorrhea was detected at 42 ohms, and sarcoma could be detected at 58 ohms.

This was a huge breakthrough which meant that virtually any disease could be detected easily and reliably. It was essentially the world's first basic Radionics machine. Abrams spent years experimenting with thousands of various disease samples. From those experiments he compiled a book which he called the atlas which contained the electrical resistance values to detect the various diseases he experimented with. It also described the exact area of the abdomen that would elicit the dull tone from percussion for each and every disease.

These numerical readings of electrical resistance on the decade box are known as "Rates". In modern Radionics they typically consist of a series of numbers that represent something such as a disease. For example using a 3-dial Radionics box similar to the one Abrams used, the numbers are read from left to right and each dial represents a decimal place. So if the left most dial is set at 0, the center dial set at 5 and the last dial is set to 0, these settings would represent the rate for cancer which is "050" or 50 ohms or a rate of 50.

It's unclear how he did it but Abrams made another interesting discovery that he could intensify or amplify the percussion effect from various diseases by shining an appropriate colored light on any part of the electrical circuit! He constructed a small enclosed box and ran an electrical wire through the center. The box was wired in series with any part of the electrical circuit. Inside the box there were various colored light bulbs all wired to a rotary switch. The switch was mounted on top of the box and could be used to select any one of the colored lights.

Abrams found that, for example tuberculosis could be detected much easier in a patient if he activated the red light inside the color box. Staphylococcus was detected easier with blue light, Streptococcus with green light. Inflammation was easier to detect with yellow light and certain bacteria and toxins gave easier detections with white light.

The next discovery Abrams made was that a blood sample from a diseased patient could be used in place of the diseased specimen to elicit the same effect. To put it another way, he could use a blood sample from a patient and determine if the patient had any diseases by using his basic Radionics box and percussing the healthy mans abdomen! Blood samples are commonly used still today in medical Radionics for diagnosis of a patient. It means that the patient can be half way around the world and all the Radionics operator needs is a small blood sample of the patient to do a full diagnosis! We will discuss later exactly how and why this works. This blood sample known today as a “Witness” would then be placed in contact with the larger electrode.

By 1924 Abrams had succeeded in diagnosing a patient who never stepped foot in his laboratory simply by using a sample of the patients blood. This diagnosis was written about in a medical magazine which generated overnight interest in Abrams research. In fact by the time that Abrams had died in 1924 there had been a total of 18 separate articles written about him in “Scientific American Magazine”. However when news of his research reached the AMA (American Medical Association) they immediately attacked Abrams procedures. Thankfully even with the attacks of the AMA, many open minded doctors from all over the world traveled to San Francisco to attend post graduate classes in “the Electronic Reactions of Abrams”. Many of these doctors continued Abrams research and have contributed much to the field of Radionics over the years. They also reportedly had highly successful results with their own patients using Radionics.

Radionics Martyr: Ruth Drown

The next great contributor to the field of Radionics was a woman named Ruth Drown. She was born in 1892 in Greeley Colorado. She was a chiropractor and had serious interest in Abrams work so she became a student of Abrams in San Francisco where she learned “the Electronic Reactions of Abrams”. Later she founded the Drown Research Center and began her own Radionics

research where she made many discoveries of her own. She developed her own Radionics Machine called the “Homo-vibra Ray”. It was far superior to anything Abrams had worked with. The machine consisted of nine tuning dials for much greater accuracy, something Drown discovered was essential for any serious research work.

One of the best features of Drown's machine was something called a “stick pad”. Although Abrams had consistent success with the percussion method on his healthy 20 year old student, he had always hoped to find another method of detection that didn't require the use of a person's abdomen, especially since it cost money to pay someone for their time during the long experiments. He also found that the percussion technique became unreliable after a few hours of continued experimenting. He believed this was due to fatigue of the assistant. Another problem with the percussion technique was that for some reason not everyone could make it work. The stick pad or “rubbing plate” as it's commonly called was the perfect solution to this problem. It was essentially a metal plate that was covered with a thin rubber skin on top. An operator would stroke his thumb across the rubbing plate while tuning the machines dials. The correct settings were found when the thumb encountered a resistance or stick while stroking the plate. When this occurs it takes more force to move the thumb on the plate as if the plate has become sticky hence the name stick pad. This was thought by many to be one of the greatest contributions to Radionics. It was much easier to use than Abrams method of percussing an assistant's abdomen. It was also highly reliable and although only about 60% of the operators could make it work at the beginning. It was found that nearly 90% of the operators had success with continued practice. It was essentially a skill that could be learned.

Drown was the first to include the rubbing plate in a Radionics machine. A modification made later was to install a 25 watt light bulb under the rubbing plate to warm it slightly. As it became warm it worked much more consistently and accurately for some reason.

Drown's machine also contained a specimen well” also known today as a “witness well”. It was a metal plate or container attached to the machine where a sample or specimen could be placed while doing work. For example a cancer specimen could be placed on the witness well and using the rubbing plate by stroking the thumb, an operator could find the rate for cancer.

Drowns machine was reportedly used to heal thousands of patients all over the world. It was sold to medical doctors worldwide. She published many books which contained details of her research. Her activities soon caught the attention of the FDA (Food and Drug Administration) who insisted that there was no rational basis in medical theory for her Radionic treatments. In an attempt to halt the advance of Radionics the FDA brought charges against Ruth Drown. Despite the overwhelming evidence on her behalf and the testimonials of over 30,000 patients she had helped, she was still convicted of medical fraud. The authorities seized and destroyed all her machines. Radionics and Ruth Drown were dealt a crippling blow. Many believe that the trial occurred for the purpose of destroying Radionics because it was a huge threat to the established medical community and the pharmaceutical companies. When Drown was finally released from prison she was broke and all her research had been destroyed. She died a poor woman soon after in 1963 at the age of 71.

During Drowns lifetime she analyzed and cataloged a massive number of diagnostic and treatment rates for diseases, ailments, organs, body parts, compounds, elements and more. Her Atlas of Rates is considered one of the best and most accurate available. She elevated the science of Radionics to a new level. It was now beginning to spread across the world to other nations and although the imprisonment and death of Ruth Drown was a terrible setback, another dedicated researcher would emerge to continue the fight.

Hieronimus and Eloptic Energy

On Sept 27, 1949 the U.S. patent office granted one of the most unusual patents in American history, patent # 2,482,773 “Apparatus for detection of emanations from materials and measurement of the volumes thereof”. This was the first United States patent granted to a Radionics machine.

The man responsible was Galen Hieronimus born in 1895 in Valparaiso, IN. Hieronimus had an extensive electrical background and he even built and designed bio-medical equipment while in his twenties. He was aware of the field of Radionics but when his wife became ill with serious heart problems his interest quickly grew. Since he and his wife were unsatisfied with the conventional treatment she was receiving they decided to turn to Radionics. He began treating his wife with a “Pathoclast” Radionics machine and her

condition began improving almost immediately. He was so excited that soon after Hieronymus retired from his job at the Kansas City Power Company and began building and selling Radionics machines of his own.

Hieronymus claimed to have discovered a new form of energy which he called "Eloptic energy". The word Eloptic is a contraction of the words "electromagnetic and optical". He believed that all matter radiates an Eloptic energy signature and that it was both electrical and optical in nature. It was found that this energy could be carried on electrical wires or a beam of light. His Radionic machine tapped into this effect and could detect the Eloptic energy signature of virtually any element or compound.

His research proved that this energy could be refracted, reflected, focused and manipulated and its behavior was similar to that of visible light in the violet to ultraviolet end of the spectrum. He also showed that this Eloptic energy could be carried over electrical wires and manipulated electronically. One of his most interesting experiments involved plants receiving sunlight that was carried over electrical wires and attached to the plants leaves. It could be used as an actual method of feeding plants.

In the experiment he used two groups of seeds. He planted each group into a separate box in a dark room in his basement where there was no natural sunlight present. One of the groups was used as a control group and was left alone completely without sunlight. Each group was watered regularly. The other group was treated exactly the same except for one major difference. Several wires were attached to this group and fed through the wall to the outside and connected to metal foil plates exposed to sunlight. Amazingly, the plants that were wired to the plates grew as if they were receiving sunlight while the other group hardly grew at all.

According to the Hieronymus patent, his machine was primarily designed for detecting various elements and substances and determining their relative quantity or concentration in the sample. This was done by tuning the machine to detect the Eloptic emanations of the desired element. The machine acted like an electric dowsing rod except that it was highly reliable. A sample of iron could be placed on the witness well and the operator would begin stroking his thumb on the rubbing plate while slowly turning the dials one at a time. It was found that a rate could be obtained for any component or

compound of physical matter in the universe! While Abrams and Drown had focused their Radionic efforts on medicine and the detection of diseases, Hieronymus discovered that they were barely scratching the surface of its potential. Any object could be placed into the machine for analysis and the operator was able to determine every element that the object was made of in a matter of minutes.

Agricultural Radionics

Curtis P. Upton was the first to apply Radionics to agriculture. He believed that since Abrams research seemed to apply to all living things that it must also apply to plants as well. He had the idea to use Abrams methods of medical Radionics for diagnosing and treating plants and crops.

Upton studied the work of Abrams thoroughly and then began designing and building some equipment of his own. Upton was a great experimenter and devised many new machines and techniques to harness the Radionics effect. It's believed that Upton was the inventor of the first "rubbing plate" that replaced the human abdomen as a detector.

Since Upton could not use a blood sample as Abrams had done with human patients, he took a leaf from a plant to be diagnosed or treated and placed it on the witness well. Just as the blood could link the patient to Abram's machine, the leaf could link a plant to Upton's machine.

Upton used his machine to treat plants and crops. He found that he could stimulate the growth of plants by simply placing one of their leaves onto the witness well and turning on his machine for 5 or 10 minutes! This was repeated daily or weekly depending on the growing season. Somehow the machine was able to affect the plants energy field to cause their growth to be accelerated.

When using his machine to accelerate the growth of plants Upton discovered an easier way than treating the leaf of each individual plant. He found that he could take an aerial photo of the field to be treated and place the photo negative on the witness well. This worked just as well as using a leaf from a plant! Apparently the image of the plant is linked psychically to the plants and anything done to the link is felt by the original. This truly is electronic voodoo! All the research to this day points to a psychic link between an

object and any of its parts and even something used to represent it like a photo. This may be the reason primitive people have been known to be afraid to have their photo taken. They're afraid the photo will steal their soul. Just as a photo negative of a corn field can be used in a Radionics machine to affect the health of the cornfield, so too can a photo negative of a person be used in a Radionics machine to affect that person! By now I'm sure your starting to understand the true power or Radionics.

Another bizarre use Upton performed with his machine was to treat a cornfield that had become infested with Japanese beetles. He took an aerial photo of the field and placed the negative onto the witness well. He then placed a small quantity of insecticide used to eradicate beetles called Rotenone onto the witness well along with the negative. After switching on the machine for a few minutes a day he found that the Japanese beetle infestation was reduced by about 80-90% from the area of the photo only! No great quantity of insecticide is required, just a small sprinkling on the witness well will treat many acres of crops! Basically it is possible to stimulate the growth of crops without fertilizer and also to control pests without spraying or dusting the crops with large amounts of poisonous chemicals!

Radionic Rates

From reading the last chapter about the history of Radionics I'm sure you probably realize by now that this strange effect of Radionics is electrical in nature. Even though most of the early pioneers believed that to be true I can tell you now that they were all wrong!

Although it appeared to be an electrical effect that was producing the mysterious rates it was something that has nothing to do with electricity. To explain you will first need more information. It all begins with the mathematical symbol known as "pi". As you will probably remember from math class, the number pi is an interesting number used to calculate properties of a circle such as its area, circumference, volume etc. Pi is 3.14159..... to infinity. One of the most interesting things about pi is that the numbers never repeat, they are all virtually unique to infinity and they never end. What your math teacher didn't know is that everything in our entire universe can be represented numerically by numbers contained within pi! When I say everything I mean every atom, molecule, element, compound, substance, object, and any bit of matter on earth and throughout the universe can be

represented within pi. Also every life form in the universe and every concept, thought, and idea can also be represented numerically by numbers contained within pi. Every atom that you are made of can be represented by pi. Your liver, heart, foot, hair can all be represented by numbers contained within pi. Your dog, cat, wife, house, job, car, hat, everything can be represented numerically by a number contained within pi. The time and date of your birth and death are contained within pi. Every memory, experience, feeling, emotion, trauma, dream, goal, thought or idea you ever had is contained within pi. The amount of oxygen molecules your body will take in during the course of your life is represented numerically somewhere within pi.

That is why pi is such a sacred number. There is evidence to suggest that many ancient cultures knew this and even used that knowledge in their cultures. The Egyptians built the pyramids which were based around pi. They and other cultures had knowledge of pi and its sacred value was known to them.

When you take a rate in Radionics what you're really doing is accessing your higher mind which is connected to everything within the universe on an unconscious level and is able to pull the information from pi. So when you take a rate for lets say your car it allows you to form a structural link to it with these numbers. Of course you car is always changing slightly because it's getting older, wearing down, being repaired, parts replaced, so the rates also will change with time. This is true for most rates; they change in time so it's not really worth the time to record them. However some rates will never change such as the rates for elements, atoms, and other basic building blocks.

The rate is really nothing more than a numerical representation of something. It allows you to form a type of structural link to anything through the use of numbers in the form of the rate. These numbers are accessed through your subconscious mind.

Another thing to realize is that rates are not transferable to one type of Radionics machine to another. All of the various Radionics machines ever created cannot use the same rates. That's because their internal makeup varies. For example, some machines might use 3 dials, some use 9 dials, some use dials labeled 0-9 others are labeled 0-100. There are many variations builders and designers use in the creation of a Radionics machine. So on say

an old drown machine the rate for gold was 478-000, but on another Radionics machine the rate for gold may be completely different. Both are accurate rates for gold but only when used on the corresponding machine. So the number is irrelevant in a sense. Its what the number represents that's important. Many Radionics users don't have a clue about what they are doing and that's the reason many of them fail. Some acquire rate charts from one machine and try to use them on a completely different machine and wonder why they don't get any results. In some cases they can actually be harming themselves or others by the use of the wrong rate so never try to use a rate from another machine.

Structural links

It may surprise some of you to learn that Radionics is actually a type of magic. The use of rates is basically the same as a witchdoctor using a voodoo doll. While the witchdoctors doll may represent his enemy, so too can a Radionic rate represent the same enemy. In fact they are both used in the same way, to form a structural link.

What is a structural link you ask? A structural link is some type of structure that is used to represent something else. I know that's a vague description but it has to be when we need to include everything within the universe that the structural link can represent. The structural link can be a voodoo doll made to resemble a person, a rate taken from a Radionic machine, a photo of the person, a clipping of the person's hair or a drop of their blood, their signature, the person's name, a visual image that you hold in your mind, or even geometric symbols. The structural link can also be thought of as a psychic link, meaning that it is connected in some way to the original psychically.

The most important point of the structural link is that it makes the distance to the target irrelevant. It allows us to lock on to the target and hold that lock with the structural link.

Theoretically it is possible to produce a structural link simply by concentrating on an object or by concentrating on the Radionic rate for that matter. However our minds are so full of chatter and stray thoughts that most of us cannot hold a single thought for very long. If we could then we would not even need the Radionics machine. The Radionic rate on the machine acts like a highly effective targeting system that locks on to the target by the use of

the rate. It maintains a lock on the target using a structural link for long periods of time. It links your thoughts or intent to the target by the use of the rate. To do this with your mind alone by concentration for long periods would be very difficult or impossible for most people. So the rate is a very important part of Radionics, perhaps the most important part.

The Radionic rate is the best overall structural link. It is highly accurate, highly stable, and easy to use. Another benefit is that it can be altered to produce the exact opposite rate for balancing.

The various types of rates are listed below:

- Contact Rate – The contact rate allows you to form a psychic link directly to the targets etheric body. It's similar to having an open communications line with the target. It can be used for information gathering of the subject.
- Balancing Rate – This rate is used to balance out or correct specific conditions in the target. It's primarily used for healing.
- Imbalancing Rate – This rate is used to diagnose the target. It's primarily used in healing but can also be used for attack to actually infect a target.
- Pattern Rate – A pattern rate is a rate that is contained within a geometric pattern. It is usually used to represent rates of things that do not change over time such as elements such as gold or silver or of mental concepts such as courage or love.

Rubbing Plate/Stick pad

The rubbing plate, also known as the stick pad is used in Radionics to tune the machine to the correct rate. A sample witness of the intended target such as a hair clipping or photo negative is placed on the witness well of the machine first then the user strokes his thumb over the stick pad while mentally concentrating on the intended target. The first dial of the machine is also simultaneously turned. A pendulum can also be used which we will discuss later. As the thumb is stroked across the rubbing plate and you begin to turn the dials slowly your thumb will eventually stick to the plate slightly at

some point of the dials rotation. A "stick" is hard to describe but you will know it when you feel it, it's different for each individual. Essentially, the pad seems to "grab" the thumb and stop it. This is the connection. You have now made a numerical connection with your target. You now have the first digit of the rate. This process is then repeated for each dial from left to right until all the dials have been set to the proper rate for the intended target.

What is really happening during the finding of the rate is that you are consciously asking your subconscious mind to access the pi numbers that will give you the rate for your target. As you turn the dial slowly your subconscious mind is essentially testing each number in the rotation to see if it creates a link to the target. If it is not the correct number, your thumb will continue to pass over the pad as you stroke it. If it is the correct number, your subconscious mind responds by triggering tiny muscle reflexes in your hand that force your thumb against the rubbing plate a little harder than before. It's virtually impossible to realize that this is happening when stroking the rubbing plate. It feels almost like some magical event that causes your thumb to stick to the rubbing plate. This is actually a form of dowsing or divination that you are performing. By rotating the dials slowly and asking your mind if you have the correct rate to form a structural link to your target, your subconscious acts like a computer that is generating feedback by sending undetectable commands to your thumb to press slightly harder and cause the "stick" to occur. This is basically the same ideomotor effect that the pendulum uses. This is a natural ability of your mind that most people never knew existed. Every body has this ability however some have a better natural ability with it than others. Just like some people are better at sports or athletic feats than others or just like some people have greater intelligence and abilities to solve complex problems than others. The problem with the stick pad is that most people have great difficulty getting it to work for them.

The Fact is that only about 1 out of 10 people have the skill to tune them correctly. This makes even the most expensive Radionics machines costing over \$1000 completely worthless if it can't be tuned! There is a method that you can use to automatically tune any Radionic machine without ever using a stick plate. Best of all its 100% accurate every single time! Also this secret method will even work on any other Radionics machines too. No more guessing or wondering if your Radionic machines controls are set wrong.

Once you know this secret, you'll have acquired the ability to perfectly and instantly adjust your machines every time!

So what is this secret technique? You already know the secret tuning technique, it's the pendulum. Simply hold your pendulum over the stick pad with one hand and tune the dials with the other as you mentally concentrate on your target. It does take some practice but it works for 100% of those who try. It's also much more reliable and consistent in producing correct rate settings.

Higher Dimensional Planes

There are 7 planes of existence in our reality. We exist on the physical plane and most people are unaware of anything more. These planes all vibrate at various frequencies or levels each above the other and they all occupy the same space simultaneously. Since their vibrations are at higher or lower levels, they are able to invisibly occupy the same space. In Radionics we are interested in 3 of the 7 other planes called Astral plane, the Ethereal plane and the Mental plane.

The Mental level is where creation begins. Nothing can exist on the physical level until it is first created on the mental level. The mental plane is the place where the spark of creation first occurs. It is the need or desire to create something that first begins on the mental plane. This plane operates at a much higher frequency than any of the other planes. Of these 3 planes, it is the farthest from the vibrations of our physical plane. The mental plane is full of these sparks of creation which we all create without even realizing it. Most of them simply fizzle out and disappear because we don't put the necessary mental energy into them to evolve them further. This is especially true of lazy people who may have an idea but never follow through with it.

The etheric plane is the next level below the mental plane. It is where things actually begin to form. Gaseous etheric energy begins to condense into shapes and forms and manifest characteristics.

The astral plane is the next level and is very similar to the etheric plane. The astral plane however is much denser than the etheric. Objects that exist on the astral plane will surely exist on the physical plane given enough time. If

creation has been given enough energy to make it to the astral plane then it is one step away from becoming reality on our physical plane.

Everything in the universe is first created on the ethereal plane and as it builds in energy it manifests on the astral plane and begins increasing density until it eventually will be created on the physical plane. I say it “may eventually be created” because most things imagined by people never actually get created. We have ideas, dreams and so forth that we never follow through with but we thought about them so they were created on the ethereal plane.

All objects within the physical universe have an etheric body as well as an astral body such as buildings, cars, food, plants, people, and animals. There are also some things that have etheric bodies but they do not exist in the physical world. For example, things that you can't see with your eyes such as music, smells, thoughts, and ideas. Anything you can imagine has an etheric body. Thoughts tend to exist more on the mental and etheric planes.

This is where thought is born and where creation begins. To someone who were to exist on the etheric or astral planes, they could see thoughts and mental images in their world that we create. This is why its not good to have a wandering chattering mind because those thoughts are being created in a higher plane of existence and they can eventually manifest on the physical plane if given enough energy. This is a reason why it's not good to even think bad thoughts. Whenever somebody thinks some terrible thought about themselves or someone else it does affect the etheric body of others in the etheric plane. It is not good but we all do it occasionally.

You must realize that every man-made thing you see around you once began as a thought. Take a house for example. The design for the house began in the mind of the owner and was revised and improved by the architect. The various parts like nails, paint, and cement and so on were once created by thoughts years ago.

When you look at this concept of manifesting your thoughts into reality you begin to understand just how powerful our minds and will really are.

If you are building a doghouse you would first draw up a design and think and imagine how it will look and how to build it. After some planning and contemplation you are finally ready to build and you have a fairly clear image in your mind of how it will look when it's finished. You try to hold that image

in your mind as you build it. Finally it's finished even though it doesn't look exactly like the way you imagined it. As you were thinking and planning the building of your doghouse you were actually creating it on the ethereal and astral planes. It was being modified constantly as you worked towards your goal of completing it.

The music a musician creates first begins in their thoughts. Whether it's the thought of how they want it to sound exactly or the thought of maybe "I should try this to see how this sounds." Once the musician records a CD, you have an object in physical reality that once began as a thought. From the music, to the artistic designs on the CD cover, to the actual machinery used to record the CD, all from the power of thought.

This etheric level can be accessed in many ways from this physical level. One way to do this is through Radionics. Radionics makes the connection or the link from the etheric plane to the physical plane and visa versa. A Radionic machine can make a connection to the etheric body of a tree or to the thoughts (etheric level) of a person. And since you and your mind exist on all these levels at once, the Radionic machine is really only helping your mind and awareness to make the connection. It is really your mind that is doing the work but with the help of the Radionic "machine" to make the connection between the nonphysical world and the physical world. Compare it to reading a map. Your mind is really doing the work but it gets its bearings with the help of the map. The map is only helping your mind to sort and arrange information in the correct way to get your bearings and give you direction. The same applies with the Radionic machine. It is only helping your mind to sort and arrange information in the correct way to get your goal working in the right direction and the best way.

If you were to take a rate of a person to attempt to heal them, then this rate or series of numbers places you in contact with the person's etheric body. If you were to take a rate for a population of people, then this rate or series of numbers places you in contact with all the etheric bodies of that population of people. If you were to take a contact rate for a satellite in orbit around the earth, then this rate or series of numbers places you in contact with the satellite's etheric body. The contact will be maintained until you break it, something like an open phone line. This connection with the etheric body is what actually allows Radionics to influence our reality. It is a very subtle

effect but over time if sufficient energy is utilized, it is possible to manifest any changes upon our physical plane. This is the true power of Radionics!

Psionics

Psionics involves the use of various methods and items to assist the mind in performing magic and utilizing psychic abilities. Some of the various methods used include:

- *Psionic Patterns*
- *Magical seals*
- *Sacred Geometry*
- *Astrology*
- *Numerology*
- *Runes*
- *I-Ching*
- *Crystals and Stones*
- *Herbs*
- *Essential Oils*
- *Magic Squares*
- *Colors*
- *Talismans and Amulets*

All of these have one thing in common; they allow the focusing of the mind and boost its ability in performing magical and psychic tasks. We will explore each one so that you will have a firm grasp of the Psionic concept and can begin to utilize the various methods and tools to assist you.

Psionic Patterns

Psionic patterns are unique 2-dimensional patterns, drawings, and shapes that can be used to manipulate magical and psychic forces. One use for these patterns is in the creation of Talismans and Amulets. These patterns sometimes consist of sacred seals from ancient times such as the Lesser Key of Solomon seals. Sacred geometry patterns are also utilized such as a circle or golden ratio pattern and even Crop Circle designs that contain sacred geometry elements.

All these various Psionic techniques and items are used to project and manipulate magical and psychic forces to achieve a desired goal. Many of these techniques have been used in magical practices for thousands of years although some are still relatively new.

The Circle

The circle is perhaps the most ancient of all magical patterns. It is the simplest and most perfect of all patterns and is the ultimate expression of unity, completeness, and integrity. There is no point within or along the outside edge of this pattern that is given greater or lesser importance, and all points on the surface are equally accessible by the center. It is the foundation and building block of many other patterns.

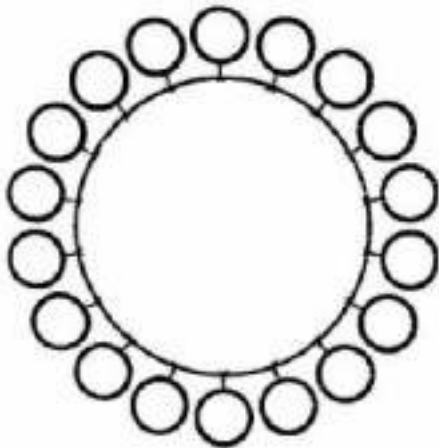
It has been especially important in magical practices since ancient times. A magician would typically draw a large circle on the ground or floor and stand in its center. The circle is used to keep any evil entities or negative forces out. Its center is in perfect balance and harmony like the center of the pentagram. So the circle also offers protection from negative forces and its center is highly balanced.

The Circle is the most common and universal signs, found in all cultures. It is the symbol of the sun. It has no beginning or end, and no divisions, making it the perfect symbol of completeness, eternity, and the soul:

The Square

The symbolic opposite of the circle is the square which is considered of the material plane and of the earth.

When both the circle and square are given equal areas and superimposed, they become a symbolic representation of the fusion between humanity and the universe, of spirit and matter.



The Magnetron

A good example of a working Psionic pattern is the Magnetron shown on the right. The magnetron pattern represents great power. It is said that standing in the center causes a person to become highly charged and energized with great psychic power. This is a typical Psionic pattern used frequently in Psionic.

The circle acts as a psychic energy amplifier in the magnetron pattern. Whenever we have a circle surrounded by other smaller circles it creates a psychic energy amplifier. The smaller circles seem to somehow amplify or energize any sample placed in the center of the main circle. This arrangement is excellent for influencing people remotely without their knowledge. Simply place a witness or photo of your target onto the center of the magnetron pattern and you can write your intention on a piece of paper and place it on top of the witness in the center of the magnetron. Your intent will be greatly amplified and sent to the target.

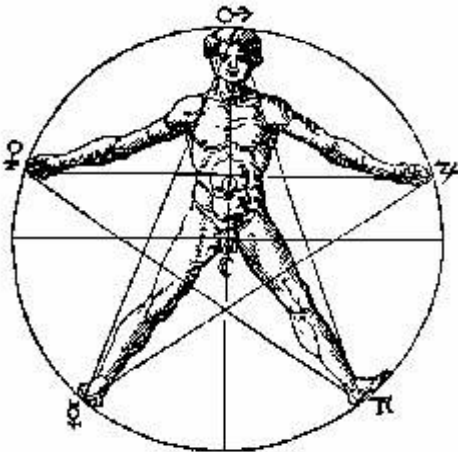
The number of circles that are placed around the larger circle have an effect on the magnetron's amplification but more is not always better. The reasons for this are unclear but it appears that different operations require different configurations to work best. Sometimes more amplification does not work as well as a pattern with less amplification. The best thing to do is use your pendulum to determine the exact number of outer circles needed for any magnetron pattern use. 8 outer circles is generally a good all around pattern.

Now again look at the magnetron pattern above. Draw a magnetron pattern on a piece of paper similar to the one shown. Use your pendulum by holding it over the drawing and observe how it behaves. The drawing actually has an energy flowing through and around it. The movement of the pendulum indicates the nature of the energy flow. All Psionic patterns can also be tested in this way using your pendulum. The higher mind actually perceives this energy signature present in the magnetron and the pendulum can measure it. Each Psionic patterns energy signature is completely unique. Its energy will depend on its design.



The Pentagram

The Pentagram is a symbol of a 5 pointed star encased in a circle. The circle around a pentagram contains and protects it. The circle symbolizes eternity and infinity, the cycles of life and nature. The pentagram is one of the most potent, powerful, and persistent symbols in human history. It was important to almost every ancient culture, from the Mayans of Latin America, in India, China, and Egypt. It has been found scratched on the walls of Neolithic caves, or in Babylonian drawings. Scriptures, especially Hebrew, are abundant with hidden references to the pentagram.



Incidentally you will notice that the genitalia are positioned in the exact center of the pentagram and represent the lowest or base connection with the physical world.

The pentagram has 5 points and the number 5 has always been regarded as mystical and magical. According to Pythagoras, the Greek mathematician and philosopher, five is the number of man, because of the five points of the body; head, 2 arms, and 2 legs. We have five fingers/toes on each limb. We have five physical senses - sight, hearing, smell, touch and taste. In Christianity, there were five wounds inflicted of Christ on the cross. There are five pillars of the Muslim faith and five daily times of prayer.

The five points each represent one of the five elements that make up man: fire, water, air, and earth, and spirit. The upward point of the star is representative of the spirit. The other four points all represent an element; earth, air, fire, and water. All these elements contribute to life and are a part of each of us. The pentagram indicates a deep connection with the elements and great respect for the earth. The outer circle touching all 5 points indicates that the spirit, earth, air, water and fire are all connected. The single point facing upwards signifies the spirit ruling matter and is a symbol of rightness.

The pentagram is commonly used in magic rituals. It is often worn as a symbol of recognition amongst practitioners of witchcraft and magic as an indication of the integration of body and spirit. The central ideology behind witchcraft or Wicca is to live one's life in harmony with these elements, and in union with the cycles of nature.

Surprisingly, the pentagram also plays an important part in the symbology of the early United States government. Many of the Founding Fathers were masons, to whom the Pentagram is an important symbol- it appears in much of our early iconography- the flag, the Great Seal, and on our money. It is even to be found in the Capitol, where the white house sits at the apex of a giant pentagram in relation to surrounding monuments when viewed from above.

The pentagram has Psionic and magical properties. Hold your pendulum over the center of a pentagram and see what happens. The pendulum does not move at all. Now hold the pendulum over any of the five points and notice how it begins moving immediately!

The center of the pentagram is a place of total balance and it's surrounded by 5 other forces which pull equally on the center. The energy flows outward only, from the center out through the 5 points.

The pentagram has long been believed to be a potent protection against evil, a symbol of protection that shields the wearer and the home from evil. If you were to place a photo of yourself at the center of the pentagram drawing you will be protected from any psychic or Psionic energy fields. This pattern is great for psychic protection or preventing any negative energy from reaching you. It activates a psychic shield around any witness placed in its center. You can simply place your photo or any witness sample into the center of the pentagram drawing and leave it there for as long as you like. Wherever you go you will have psychic protection from any energy reaching you.

Whenever you have to confront a stressful situation in your life you can simply place a photo or witness of yourself into the center of the pentagram and just leave it there and continue your day as usual. You will notice that you are much better able to handle the problems and stresses of your day. The

pentagram creates a shield against negative energy and prevents it from reaching you.

This pattern also modifies any outgoing psychic energy since the energy is forced to pass through the 5 points. The 5 points tend to focus the outgoing energy more than normally.

Imagine if you could see psychic energy with your eyes. If you looked at the pentagram pattern you would see energy pressure jets exiting through the 5 points and flowing outward.



The top two points of the inverted pentagram typically represent the horns of Satan.

Inverted pentagram

The inverted pentagram is the same as a regular pentagram except that it's inverted with its spiritual point facing down. With two points up and the one point representing the spirit downwards, the symbolic emphasis is on the carnal nature of Man. This symbol has typically been used as a representation of Black magic, symbolizing the importance of material desires over spiritual desires. In modern satanic theology, the inverted pentagram fundamentally represents the choice to pursue material desires.

The inverted pentagram has come to be seen by many as representing the dark side and it is considered an evil symbol. Fundamental Christians, indeed, see any form of pentagram as such, which is an irony considering that its oldest connection was as a representation of Christ.

Here is another interesting experiment I want you to perform. Draw an inverted pentagram on a piece of paper. It is identical to the original pentagram except that it's just upside down. This actually causes the pattern to reverse its energy signature.

Hold your pendulum over its center and observe that it is balanced as the normal pentagram. Now hold it over each of its points and notice that the pendulum swings in circles just as with the traditional pentagram except that it swings counter clockwise instead of clockwise.

This is an important point you need remember and understand about Psionic patterns. They can become energy opposites simply by positioning them upside down or inverting them. It's not completely understood as to why this occurs but it does happen.



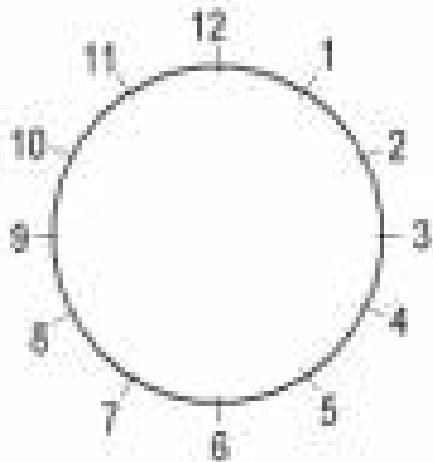
Trigram Chen

Here is another good example of Psionic patterns at work. To the left is a pattern from the I Ching called trigram chen. It represents the power of thunder and it can be used to assist you in actually inducing thunder storms! Let's say you want to cause a thunderstorm to occur in your neighborhood. Start by obtaining either a small map or aerial photo of the area you want to effect. Now place the aerial photo onto the center of the magnetron pattern and place the pattern of the trigram chen on top of the aerial photo.

That's all there is to it. Just leave them in place and you will soon cause a thunderstorm to be created in the specified area! This arrangement works because the magnetron is an energy amplifier or booster and the trigram chen is a powerful representation of thunder. Therefore it amplifies the pattern for thunder and focuses it onto the witness of the desired location. This is how Psionics can be used from simple patterns and symbols.

Psionic Pattern Drawing

Another important Psionic method is the use of Psionic pattern drawings which are normally used to represent a target (person, place, or thing). It is a pattern drawing used to represent a Radionic rate. The Radionic rate can be for anything but is typically used for rates that do not change such as a homeopathic remedy, emotions, ideas, thought forms, and more. Psionic pattern drawings can be used to also represent Radionic rates of gods, demigods, spirits, or people to send or draw energy from them.



It's normally composed of many complex intersecting lines that are drawn while concentrating intensely on the target. This causes the final pattern to be a highly accurate mental representation of the target because you have charged it with the target's energy signature through prolonged concentration. These pattern drawings are like Psionic voodoo dolls used to tune in to and project energy to a target for any purpose. It's like making a psychic telephone connection with the target and

anything you send will be received into the target's spirit.

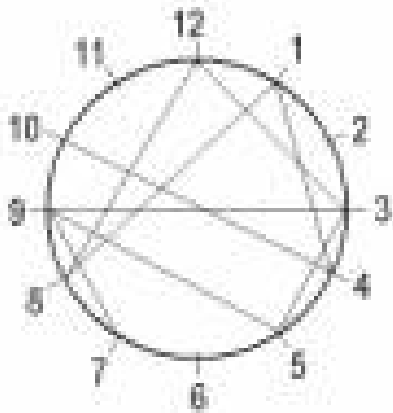
An example of a Psionic pattern drawing is shown here. It is essentially a circle that is segmented into 12 sections each 30 degrees apart and equally spaced and numbered from 1 to 12. The original inventor of this technique is believed to be Charles Cosimano the father of modern Psionics. I will explain how it works but I highly recommend his books for more information. Incidentally this chart when finished looks very similar to an astrological chart which is where I suspect the concept originated.

The pendulum is used to create a Psionic pattern drawing. Start by holding the pendulum in your hand and concentrating intensely on your target. Let's say your target is a person you wish to influence. Concentrate on holding a mental image of the target in your mind and thinking only of that for a few moments. Hold the target in your mind and ask the pendulum if the first point (number 1) is used to form the Psionic pattern drawing. If the pendulum gives a yes then use a pencil and circle the number 1 on the pattern drawing. Now move on to point number 2 and do the same. Again circle point number 2 if your pendulum says that it's used. Continue all the way around the circle using your pendulum to determine what points will be used to create the Psionic pattern drawing but be sure to hold the mental image of the target in your mind during the process.

After that you will have a number of points circled. This amount is impossible to predict and is going to be different every time. The most important thing is

to just be confident and trust in the pendulum completely. Don't second guess yourself or the pendulum in this case. Also you will realize that its very difficult to concentrate on the target and ask the pendulum questions simultaneously but it is important that you do your best. The reason we are using 36 points is because the mind has difficulty holding the target image consistently but over the process of doing all 36 points the mind will manage to maintain the target image for a significant amount of the points to create a strong Psionic link with the selected target. This Psionic link is created through your intense concentration of the target and recorded by your unconscious mind through the use of the pendulum.

Now go to the first point of the pattern that is circled and start there. Use the pendulum again and ask it if that point is going to be connected to any other points; if not then move on to the next one. If yes then ask the pendulum if that point is connected to the next circled point. If yes then you need to break out a ruler and connect these 2 points with a straight line. Now use your pendulum again to continue working on the first circled point. Ask the pendulum if this point is connected to the next circled point. Meaning the next circled point after the one with the line connected to it. If yes then again use the ruler to connect a line between them. Now continue moving around the circle in this way connecting any necessary points with lines.



When you're finished you will have a strange cluster of lines running in a number of different directions. This is the finished Psionic pattern drawing that is a highly accurate representation of your target. This pattern is especially useful when you do not have a witness of the target such as a photo or DNA sample. You can create an accurate witness of the target in this way simply by intense concentration.

Creating these patterns is not easy and it takes some time at first to go all the way around the circle. If your mind begins wandering or your pendulum isn't responding well then it's ok to stop and take a break. Quality mental concentration on the target is essential for an accurate pattern.



I Ching

The I Ching, is also popularly known as the *Book of Changes*. It is one of the oldest and most respected works of Chinese philosophy, and influenced Eastern philosophy for millennia. The I Ching was created more than three thousand years ago, by a student of Taoism, and has influenced a number of important philosophers of the East, including Lao Tse, Sun Tzu and

Confucius, who reorganized it into its current form. Today, as in the past, it is often used as a divination device, similar to the tarot in its complexity.

<i>Fire</i>	<i>Water</i>
<i>Earth</i>	<i>Sky</i>
<i>Wind</i>	<i>Mountain</i>
<i>Lake</i>	<i>Thunder</i>

The Pa Kua are the eight trigrams described in the I Ching. These eight trigrams represent the ever changing elemental forces of the universe such as:

Each trigram represents a direction, and element, an animal, etc. These trigrams are combined to form the sixty-four hexagrams; the combined meanings constitute a detailed system used for divination.

Pa Kua also refers to a wooden hexagram containing the eight trigrams, with a mirrored center, which is intended to be hung over doorways as a protective charm.

Sky	
Lake	
Thunder	
Fire	
Earth	
Mountain	
Water	
Wind	








Runes

Known as Odin’s Alphabet, runes are an alphabetic script used by the peoples of Northern Europe from the first century until well into the Middle Ages. The runes originated around 200 B.C.E., as magical symbols engraved in stone; they were developed into the first Rune alphabet using 24 letters. In addition to their use as a written alphabet, the runes also served as a system of

symbols used for magic and divination.

According to the Eddas, the poetic saga of the Norse Gods, the Runic alphabet was a gift from Odin. The word 'rune' means 'whisper,' or 'secret wisdom.' A selection from the Eddas tells of their discovery. Odin hangs for nine nights upon the world tree, wounded, without food or water; finally, he sees the reflection of the runes in the water.

The following table gives the characters of the rune alphabet and their magical uses. Of course the runes main purpose was for divination but we are interested in their Psionic powers.

Rune:	Name:	Magical uses:
	Fehu	Money, finances, acquiring possessions, material goods or wealth
	Uruz	Strength of will, increase Energy, Sexual potency
	Thurisaz	New beginning, Aid in study and meditation, Self-discipline
	Ansuz	For wise decisions, success, leadership; to help in divination and magic
	Raido	Protection for travelers, to ease or bring about change



Kaunaz	For creative inspiration, aid in study, fertility, dispelling anxiety and fear
Gibo	To find or strengthen a relationship, for fertility, to bring luck
Wunjo	For success in any endeavor, to motivate, to complete a task
Hagalaz	Removing unwanted influences, breaking destructive patterns
Nauthiz	Imbalance between desires and assets, reassessing of values
Isa	Inaction and rest
Jera	To bring change; for fertility and growth
Eihwaz	To bring about profound change, rebirth, to ease a life transition
Perth	Fertility, easing childbirth, to aid in divination and magic, enhancing psychic abilities
Algiz	For strong defense or offense
Sowelu	Energy, strength, success, healing, fertility
Teiwaz (Tyr)	Protection, victory, strength, strengthening the will, heroism, healing a wound
Berkana	Renewal, rebirth, new beginnings, healing (especially infections)
Ehwaz	Power, aiding in communication, transportation; to 'send' a spell
Mannaz	The self, humanity, establish social relationships
Leguz	Enhancing psychic abilities, confronting fears, stabilizing mental or emotional disorders, uncovering hidden things, intuition
Inguz	Fertility, birth, farming, growth, general health, balance



Dagaz To bring a positive outcome

Othela For acquiring land or property, to complete a project, to strengthen family ties

Colors

Color has been known to greatly affect people in various ways. Science has shown that its effects on the mind are real and can greatly influence our moods and mental states. Therefore its usefulness in Psionic magic is obvious. Color can be a great tool for healing, focusing the mind, and boosting powers of the mind.

Color can be used in every aspect of Psionics such as Psionic patterns that are colored in specific ways that enhance their meaning or aid you in mental focus. Colors can be used with all of the methods and tools of Psionics. A listing of the various colors and their characteristics is provided below. Be sure to use this simple tool for all your Psionic work.

- **Yellow** Magical uses: Joy, charm, concentration, creativity, learning, intellectual, knowledge, understanding, astral projection, telepathy, mental abilities, thoughts. Good for students.
- **Gold** Magical uses: Vitality, strength, success, confidence.
- **Orange** Magical uses: Pride, ambition, personal creativity, career, legal issues, business
- **Red** Magic uses: Energy, passion, courage, lust, power, energy, sexuality, anger.
- **Pink** Magical uses: Love, beauty, friendships, partnerships, compassion, tenderness, romance, attraction.
- **Blue** Magical uses: Truth, hope, honor, patience, communications, health friendships, dreams, sleep, inspiration, harmony in the home, meditations

- **Green** Magical uses: Abundance, healing, prosperity, money, luck, fertility, faerie contact, guide contact
- **Purple** Magical uses: Growth, inspiration, power, spirit contact, breaking of bad luck, drive away evil, divination, spiritual and psychic powers, Astral Projection.
- **Brown** Magical uses: Stability, integrity, justice, endurance, for centering yourself, grounding, plants and animals, finding lost items, gardening.
- **Black** Magical uses: Banishing negative thoughts and situations, reversing, uncrossing, binding negative forces, releasing, removing confusion, protection, divination, contact with spirits, dark magic, defensive spells (can be used with RED to increase intent).
- **Gray** Magical uses: Balance, peace, patience, vision quests.
- **Silver** Magical uses: Psychic ability, divination (Scrying), intuition, astral travel, repelling spells.
- **White** Magical uses: Cleansing, divination, spirituality, protection, psychic powers, healing, truth, peace, tranquility

Crystals and Stones

Crystals, stones and metals have been used by humans throughout history for various purposes. They are used to make our homes and have been made into weapons for protection and hunting and as sharpening tools. They also have been used as tools for magic and religious rituals. Stones and crystals have magical properties in step with nature. A good example is the birthstone which is a stone depicting the astrological sign that a person was born in. The wearing of a birthstone is considered lucky for a person and many people wear them for this reason.

As magical tools, stones and crystals have their own energies. They can be charged by us with good or bad energies to aid us in many ways. When charged they can later lend us their energies and provide us with aspects of

their energies. They are like natural batteries, storing within them the energies of the Earth. They come in a rainbow of colors from ice clear to solid, glossy black and come in a variety of shapes, sizes, and textures. Stones can be used as magical talismans or amulets for protection, healing, to attract things to you such as love, friendship, spirituality, prosperity, and wisdom just to name a few. When used in conjunction with Psionics, stones can add their energies and concentrate your magical purpose.

Charging

Before a stone is used for a magical purpose, the stone should be charged with the purpose of the spell. This is done by holding the stone in your dominant hand. If your right handed then that is your dominant hand.

Visualize your intent clearly in your mind and concentrate on feeding your energy into the stone while visualizing the purpose. It's good to spend some time doing this in a relaxed state before you use the stone or crystal.

Some say the best stones are the ones you gather yourself. That is not very realistic for most people but whenever possible you can try to gather stones from the forest or beach or even creek beds.

Cleansing Stones and Crystals

If you cannot realistically collect your own stones or crystals from nature then you will need to purchase them. However, whenever you acquire them from somebody the stones and crystals will need to be cleansed to erase any energy signature of other people who have touched them. Stones and crystals can easily be imprinted with negativity or lingering psychic clutter that needs to be cleaned before you can use them. You have no idea how many people have handled the stones before you or how they were claimed from the Earth.

The stones or crystals can be cleansed easily by first washing it in saltwater, seawater or holy water. After it has been cleaned you should burry it in the earth somewhere near nature such as a forest or even close to some large trees. Remember to mark where the stone is buried. The stone should stay buried for about one week to completely cleanse its energy.

If you happen to live near a stream or river or maybe on the ocean, you can use the running water to cleanse the stones as well. This is done by placing the stones in a mesh bag, tying them off somehow so as to not loose them and let the running water cleanse them for a few days.

Magical Uses

Here is a list of some commonly used stones and crystals and their magical uses.



Alexandrite

Named for the Russian Tzar Alexander II, alexandrite is very rare and extremely expensive. Alexandrite was discovered in 1831 in the Ural Mountains of Russia on the Czar Alexander II birthday. It is a greenish form of Chrysoberyl, and its color changes with the angle of viewing and the type of light. Alexandrite is the best known example of a gemstone that changes color depending upon the light it is viewed under. Alexandrite is regarded as one of the most beautiful stones. Alexandrite along with [pearls](#) and [moonstone](#) are birthstones of Gemini (Twins): May 21 - June 21.

Magical Uses: It is thought to aid in internal and external regeneration, and have a positive influence on the nervous system, spleen, and pancreas. Alexandrite helps to align the mental and emotional being. Use Alexandrite in workings involving spiritual transformation and regeneration. It is also used for healing, balancing, centering, and to boost self esteem. Alexandrite helps fight low self-esteem. It also improves central nervous system disorders. Alexandrite relieves spleen & pancreas problems. Alexandrite is a stone of good omen. Alexandrite can assist one in centering the self, reinforcing self-esteem, and increases ones ability to experience joy.



Amazonite

Although its name is derived from the Amazon River, no deposits have been found there. It has also been known as Hope Stone. Amazonite is a gemstone variety of green microcline, a feldspar mineral. It is usually opaque but Amazonite varies in color from yellow-green to blue-green and may even exhibit fine white streaks. Articles made of amazonite were found in Ancient Egypt.

Magical Uses: Aids in managing daily stress by dispelling fear and worry. Soothing to the central nervous system, it is also a very relaxing stone. It promotes a very pacifying subtle energy. Use it to release fear and anxiety and handle anguish better. It soothes all chakras but especially 4th & 5th; balancing Amazonite makes your married life happier. Amazonite also makes your skin better.



Amber

Amber is known to mineralogists as succinite, from the Latin succinum, which means juice. It is made up of fossilized tree resin of the now-extinct conifer trees and ancient pine trees from millions of years ago. It is an amorphous hydrocarbon and may contain particles of various foreign materials, trapped insects, and air bubbles. Its lustre is greasy to resinous. The resin must be several million years old to be called amber. Amber beads have been found in 4000 year old graves near Stonehenge, England. Amber possesses intense magnetic energy, and can be carried, worn, burned for incense, or rubbed for its soothing qualities.

Magical Uses: Amber balances endocrine and digestive network. Amber insures very long enjoyment of the qualities that make the wearer attractive. Amber has long been associated with healing energy and mental stimulation, and is said to balance aggressive traits. Amber brings good luck, prosperity, and protection. It can be used for past life work, and healing. Amber is excellent for eyes, and for glandular swellings of the throat and lungs.



Amethyst

The Greek work "amethystos" basically can be translated as "not drunken". From ancient folk tales it was believed that the stone literally protected its owner against drunkenness. As the myth goes, drinking wine from an Amethyst goblet would prevent one from becoming inebriated. The gemstone still symbolizes sobriety. Amethyst has

been given more honors by the Ancients than any other semi precious stone. Popular among the Egyptians, Greeks, Romans, English, and even Jewish Priests wore it to symbolize spiritual power, it was their number one choice in stones on their identity breastplates. Fine amethysts are featured in the British Crown Jewels and were also a favorite of Catherine the Great and Egyptian royalty. There are evidences that around 3,000 B. C. in Egypt and in anterior Asia there were jewels made from Amethyst. Purple color has long been considered a royal color so it is not surprising that amethyst has been so popular through the history. Amethyst is the birthstone of Aquarius (Water Bearer): Jan. 20 - Feb. 18

Magical Uses: Amethyst opens up spirituality and second sight. Wear it to get in touch with your own intuition, feelings, and values. Use Amethyst to help fight against temptation to overindulge. It is a good stone to use as an aid in meditation and to lift your spirits. Amethyst is also used to attract love, good luck, and be a protector against negative sorcery. Amethyst magnifies psychic abilities and right-brain activity. It strengthens immunity, while energizing and purifying the blood. Amethyst relieves headaches, improves blood sugar imbalance. Placed under the pillow at night, the beautiful amethyst is believed to produce a calm and peaceful sleep. It can also be used for getting rid of addictions such as alcohol and smoking. It sharpens "sixth sense", increases good judgment, eliminates depression, aids in spirituality & contentment, balances the intellectual, emotional, & physical bodies, focuses meditation, provides protection and peace.



Aquamarine

The name means "water of the sea", which is what the Romans called it. Aquamarine is a beautiful affordable gemstone found in a range of blue shades. The highest quality aquamarine is transparent. Aquamarine along with [bloodstone](#) are birthstones of Pisces (Fish): Feb. 19 - March 20.

Magical Uses: Aquamarine works against nerve pain, glandular problems, toothache, and disorders of the neck, jaw and throat. It strengthens liver and kidneys. Aquamarine diminishes problems with eyes, ears and stomach,

relieves cough. This stone is associated with Sea Goddesses, and it is used for increasing psychic abilities. Moreover, aquamarine protects from dangers at sea, and reduces seasickness. It is the perfect stone to wear when traveling over water. Aquamarine has a very calming, soothing effect on the nervous system. It is said to help ease depression and grief. Aquamarine has been used for relief of stomach disorders, as a diuretic, and it has also been used for toothaches. Aquamarine has a soothing effect on "just married" couples, assisting them in working out their differences and insuring a long and happy marriage. Aquamarine is said to re-awaken love in long-married couples and signify the making of new friends.

It also provides courage and strengthens the will. Aquamarine protects against the wiles of the devil. Others say that the Aquamarine is an excellent stone for meditation.



Aventurine

Also known as "Indian Jade", Aventurine can be found in South America, Russia, and India. It is a quartz-like rock and the color can be green, blue, orange, or red. It sometimes contains crystals of Mica which give the stone a metallic iridescence. For many centuries aventurine has been used for jewelry, candelabra, pipes, vases and bowls, and for other ornamental objects. A unique ancient vase made of bright aventurine is displayed in the Hermitage, art museum in St. Petersburg, Russia. Aventurine is a very charming inexpensive stone.

Magical Uses: Avanturine is said to increase libido. Releases fear and anxiety. Green aventurine strengthens one's blood and muscle tissues. Aventurine is considered to be an opportunity stone-often used as a gambler's amulet, for it is believed to bring money and luck. It is often associated with healing diseases of the eyes. Aventurine is said to increase confidence, and gratitude, promotes emotional tranquility and positive attitudes. Aventurine is a wonderful stone to use daily, especially during meditation and prayer.



Bloodstone

Also known as Heliotrope, Bloodstone is a member of the Jasper family. It contains red specks found in it that are Iron. Most Jaspers are considered rock, while Bloodstone is sold as semi precious stone. It has more legend associated with it than any other Jasper. One of the earliest stories tells of Christ's wounds of crucifixion dripping onto the ground and turning to stone, thus the name Bloodstone. Long before that time this stone was known as Heliotrope, which means "Sun turn". It was used extensively by ancient Egyptians and Greeks as a healing stone. It was powdered and mixed with honey for tumors and hemorrhaging, and it was soaked in cold water and placed on the body to improve circulation. It was used in sculptures representing flagellation and martyrdom. Bloodstone is an inexpensive stone. It is often used for pendants and bead necklaces. Bloodstone along with [aquamarine](#) are traditional birthstones of Pisces (Fish): Feb. 19 - March 20.

Magical Uses: In ancient times, bloodstone was thought to be able to stop hemorrhages with the merest touch. It strengthens blood purifying organs and improves blood circulation. Bloodstone relieves stomach and bowel pain. Bloodstone has a positive influence on the bladder. Bloodstone is used to help one become more knowledgeable in the ways of the world. It can remove mental blocks, allowing you to move forward. It is said to bring friendship, calm angry people, and protect against negativity and depression. Healers from all walks have used this stone for many purposes, and its known best as a healing stone. Bloodstone is also believed to be a very magical stone. It can be used as an amulet to prevent injury or disease. Its good for healing, victory, courage, wealth, strength, legal matters, business, invisibility, and to improve crops.



Carnelian

Carnelian is a variety of agate, and its color can vary from clear orange to red brown. Most of the "Carnelians" being found today on the market are agates of Brazil bathed in a solution of iron nitrate in order to control their color. Carnelian can also be placed in the sun to change brown tints to red. Since antiquity,

Carnelian was used to make cameo and intaglio. The best quality Carnelian comes from India. Carnelian is a soothing stone, and is a symbol of joy, peace, happiness and serenity.

Magical Uses: Carnelian is used for clear thinking, and it is said to help balance creativity and mental processes. It is said to bring luck, protection, and courage. Carnelian can have a very positive influence on people who find difficulties to manage their affairs due to lack of stability. It can also help connect us with the Earth and establish our link with the Universe. A highly evolved mineral healer, Carnelian has become one of the power stones of the ages. Magical attributes include: Sex energy, healing, protection, courage, strength, protection from negative emotions, stability, and initiative.



Chrysocolla

Legend has it that the Eilat Stone variety of this gemstone was originally mined in biblical magician King Solomon's mines. The name of this gemstone comes from the Greek meaning "Blue Gold". The colors of Chrysocolla range from bright green to deep blue. Chrysocolla is so soft that it can be scratched with a fingernail. It is usually found in oxidized zones of Copper deposits. It is a stone for prosperity, luck, and business success.

Magical Uses: The power of this stone can act like a balance scale to stimulate the mind and relax the emotions at the same time. It reacts upon your analytical and intuitive abilities. Because it's a Copper gem it can open bottled emotions that block the mind from thinking clearly. By keeping one of these stones in your work area its balancing effect can improve the results of your work. It can purify the home and environment. It is a powerful visionary aid when placed on the third eye. It is helpful in controlling insulin, blood sugar levels, blood disorders, lung disorders, muscle cramps and spasms.



Citrine

The name citrine is derived from the French word *citron* meaning lemon. Citrine is found in various colors including pale yellow to a Madeira orange and gold. Citrine is a gemstone which has been used in Greece since the 1st century BC. Citrine can be easily scratched. Citrine permanently changes color if left in the sunlight for several hours, hence citrine jewelry should be kept away from prolonged exposure to strong light or heat. Citrines along with topaz are birthstones of Scorpios (Scorpion): Oct. 24 - Nov. 21.

Magical Uses: Citrine is valuable in the treatment of depression, it eliminates self-destructive tendencies. Citrine is said to stimulate memory. Citrine symbolizes light-heartedness, joy and happiness. It calms and soothes. Citrine is the signature of wisdom and peace. It stimulates the mental body and aids the opening of the bridge between higher mental body and intuitional levels. Citrine is said to help one connect with Spirit. It enhances creativity, and motivates writers. Citrine is a good healing stone, especially for heart, kidney and liver. It aids digestion, and removes toxins from the body. It helps fighting diabetes. Citrine is a great protective talisman. It can prevent nightmares, increase psychic awareness, enhance meditation, dissipate and transmute negative energy; and increase wealth.



Diamond

Diamond derives its name from the Greek word *adamas*, which means "invincible". Diamond is the hardest substance known to man, thanks to its exceptionally strong crystal structure. Diamond is also the best known conductor of heat, better than any metal, which makes it cool to the touch. Besides the white Diamond it comes in colors such as blue, yellow, pink, and champagne. Diamonds are crystals of pure carbon, the element that is the foundation of life as we know it. This pure crystalline form has no life of its own, giving the Diamond the lone property to absorb all energies. Due to this property, you should clean your Diamonds often to rid them of any negative energy they absorb. Diamond is the birthstone of Aries (Ram): March 21 - April 19.

Magical Uses: Diamond is a great assistance for all brain diseases. Diamonds strengthen the owner's memory. They assist in developing concentration and in being straight-forward and honest. It is believed the diamond loses its brilliance with the health of the wearer, regaining it only when the owner recovers. Supposedly, the higher quality the diamond, the better it supports these qualities. Diamond is an antidote to poison and is capable of detecting poison by exhibiting a moisture or perspiration on its surface. It is therefore beneficial for stomach area. Diamonds are associated with attracting power, friends, innocence, love, and security of love. Diamonds are excellent for reconciling differences between those who have quarreled because this stone represents peace and fidelity. The diamond was thought to give its wearer strength in battle and to protect him against ghosts and magic.



Emerald

Emeralds are the most famous of the Beryl family. Named for the Persian word for green, this stone has always been surrounded by deep mystery. The Greeks dedicated this stone to the Goddess Venus, believing it ensured security in Love. It's always been considered a great, insightful prophecy stone. The ancients appear to have obtained emeralds from Upper Egypt, where it is said to have been worked as early as 2000 BC, during the life of Pharaoh Sesostris III. The Moguls of India, including Shah Jahan, the builder of the Taj Mahal, loved emeralds so much they inscribed them with sacred text and wore them as talismans. Some of these sacred stones, called Mogul emeralds, can still be seen in museums and collections today. An emerald symbolizes rebirth and youth. Emerald is the birthstone of Taurus (Bull): April 20 - May 20.

Magical Uses: Emerald is extensively used for physical and emotional healing. Emerald has a refreshing soft green color, which has amazing healing powers for eyes, and it is a good talisman for any eye trouble. If worn about the neck or finger, emerald prevents convulsions in children. When worn, the stone is supposed to prevent epilepsy attack, and when held in the mouth it is believed to be a cure for dysentery. Emeralds are also an antidote for poisons and poisonous wounds. It aids with ailments of the spine. Emeralds help fighting all mental illness and neurological disorders. The light energy of an

Emerald can aid you in strengthening your memory, increasing the intelligence, enhancing your speech, and can act as a natural tranquilizer when you are worried or your mind is troubled. Many virtues are ascribed to emerald. It is said to drive away evil spirits, and to preserve the chastity of the wearer. Emerald is said to bring wisdom. It is said it aids perception and inner clarity. Believed by the ancients to empower the owner with foresight into the future, an emerald is regarded as an amulet for good fortune.

Emerald, as a green stone, is also advantageous for business and money ventures. The emerald gives faith, success in love, and discovery of false friends. It changes color in the presence of false friends or false witnesses. It promotes constancy of mind, true friendship, and felicity in domestic life. As a love token, it registers the degree of love.

According to legends, it is supposed to assist women at childbirth. Emerald is also a useful stone for returning negative spells back to the sender.



Garnet

The most common Garnets are the Almandine or the Rhodolite types. The Rhodolite has a much more "purplish-red" color to it. The versatile garnet comes in a virtual rainbow of colors, including pink, red, purple, orange, yellow, violet, green, colorless, occasionally black, and brown and many shades of red and green. The most common color of garnets is reddish brown. One of the world's most ancient gems, garnet has been treasured for thousands of years. Use of garnets as gems is traced to the Nile Delta in 3100 B.C. Egyptian artisans created beautiful garnet beads, bracelets and other jewelry. Garnets are said to have been used by Asiatic tribes in place of bullets. The Garnet symbolizes fire, faith, truth, grace, consistency, and fidelity. The garnet is considered to be the birthstone for Capricorns (Goat): Dec. 22 - Jan. 19.

Magical Uses: Garnet is an excellent assistance for blood deficiency diseases. Garnet also stimulates the spleen properly. It stimulates bloodstream and pituitary gland, relieves rheumatism and arthritis pain. Garnet combats depression and lethargy. Garnets can act as strong help to assist in balancing your energy system and uplift your attitude. Garnet protects against depression and impure thoughts. Cures fever and promotes good health.

Garnet should be carried close to the body. Its energy is balancing and peaceful. Garnet also attracts understanding and sincerity. If you and a friend or loved one have to part for some time, exchange a Garnet to assure you will meet again. This stone of passion stimulates the sexual drive. Garnet gives energy and courage. It is said to encourage robust good health and enhance the wearer's imagination. It also offers protection to the traveler. It is worn to enhance bodily strength, endurance and vigor.



Geode

The word Geode is derived from the Greek word Geoides which means "earthlike", a reference to their rounded shape. Often called "Thunder Eggs", a Geode is a sphere-shaped rock which contains a hollow cavity lined with crystals. A Geode which is completely filled with small compact crystal formations such as Agate, Jasper or

Chalcedony is called a nodule. Geodes stimulate independent thinking and freedom of spirit.

Magical Uses: Due to their crystalline nature, Geodes are good energy generators and can help stimulate good work habits. Place a Geode on your desk to increase your productivity. It also facilitates astral travel; assists with mathematics; aids in decision-making; communication skills; connection with higher forces/planes; helps with disorders of the hands, lungs, and nervous system.



Hematite

Hematite derives its name from the Greek word *haem* meaning blood. It is known as the "male love stone." Ancient Hematite is a mineral, and is the most abundant ore of Iron. The Egyptians made extensive use of

Hematite as amulets, and the "head rest" and the "carpenter's stone" were made of Hematite. Egyptians also used hematites as ornamental objects placed inside their tombs. Hematite was used in seals as early as 2500 B.C. It was once used as mourning jewelry. Native Americans used Hematite to make "face paint" called red ochre. Being an iron oxide, Hematite is somewhat subject to rusting.

Magical Uses: Hematite inspires inner life and helps to keep inward peace. Hematite is a stone of courage, energy, and optimism. It is said that Hematite brings good, healing, grounding, and divination.



Jade

Jade comes in many colors, but the most common is green. Far back in recorded history the Chinese associated green Jade with occult wisdom. Since Jade was a stone to help inspire the mind to make a quick and precise decision, the ancient trader would often hold this gem in the palm of his right hand while he engaged in transactions. The Greeks used the soothing and healing color of the stone for more direct physical applications, most particularly for ailments of the eyes. Jade Amulets are rather common findings among the tombs and burial chambers of Egypt.

Magical Uses: Carry a piece of Jade for getting things to work for you practically. Try to find a Jade Scarab to symbolically represent for you a long, prosperous life, filled with luck and love. A piece of Jade can also work as a philosopher's stone to stimulate your wisdom and desired goals. Jade is useful for bringing good luck, and for protection from disease or evil. It is used as a dream stone, stone of fidelity, it brings realization to ones potential & devotion to purpose, it releases suppressed emotions, grants access to the spiritual worlds and induces wisdom and confidence. As a healing stone Jade is helpful with the heart, hips, kidneys, spleen, skin, and hair.



Jasper

In ancient writings the term jasper was chiefly applied to translucent and brightly colored stones. Jasper was known as the great "rain-bringer" in the fourth century. Jasper comes in many colors and patterns, but chiefly brick red to brownish red. It is used by Native Americans as a rubbing stone, and some called it the rain bringer. The polish on jasper will often be washed away in water. Clean your jasper jewelry with a soft dry cloth. Jasper is a very pretty, inexpensive gemstone.

Magical Uses: Medicinal values were long attributed to jasper, including a belief that wearing it strengthened the stomach. Jasper was also believed to cure gynecological problems. Leopard skin Jasper is said to bring one what they need. Poppy Jasper is said to help bring joy into life. Opalite Jasper is said to help one sleep. Jasper was thought to drive away evil spirits and protect against snake and spider bites. Jasper is a centering, balancing, and grounding stone that can help you stabilize your fears and insecurities. Jasper is a good stone for protection from pain and to guard one's independence. It brings its wearer good fortune and protection from controlling forces.



Lapis Lazuli

The name is from the Arabic word lazaward, meaning "heaven", and Lapis Lazuli is also called Lazurite or just plain Lapis. Lapis Lazuli with deep azure blue color, often flecked with golden pyrite inclusions, was treasured by ancient Babylonian and Egyptian civilizations and often worn by royalty. Lapis Lazuli was believed to be a sacred stone, buried with the dead to protect and guide them in the afterlife. In ancient times Lapis was used to create the pigment "ultramarine" which was used in both eye adornment and in art. Lapis lazuli was widely used by Egyptians for cosmetics and painting. Lapis Lazuli occurs in various shades of blue with some qualities being speckled with white calcite and some with yellow pyrite. Persian legend says that the heavens owed their blue color to a massive slab of Lapis upon which the earth rested.

Magical Uses: The stone is said to increase psychic abilities. Lapis is said to be a cure for melancholy and for certain types of fever. Lapis lazuli eliminates

negative emotions. It is believed to be useful in relieving depression and promoting spirituality. It was traditionally believed to increase mental clarity, awareness, psychic abilities, virility, and calm. Therefore Lapis Lazuli is an energy focuser for teachers, lecturers and speakers. Lapis Lazuli is also powerful during meditation. It's also a useful stone to attract powerful and highly evolved spirits and find spiritual love. It is also a good healing stone for soar throat pain.



Malachite

Malchite is a "Copper mineral" usually found around Copper deposits. Its name refers to its green color and is from the Greek word "moloche". Malachite "Eye Stones" were used as third eyes to ward off negative energies. Malachite is an opaque, banded stone, the colors in the bands range from a very light green to almost deep green. Mining Malachite began as early as 4000 BC by ancient Egyptians. In the middle ages, malachite was worn to protect from black magic and sorcery. Ancient lore tells that if danger approached its wearer Malachite would break into pieces to warn its owner. In Ancient Greece amulets for children were also made of malachite.

Magical Uses: Malachite is said to aid in the regeneration of body cells, creates calm and peace, and aids one's sleep. A gorgeous stone, Malachite is worn by many to detect impending danger. This beautiful green stone offers bands of varying hues and is believed by many to lend extra energy. It is believed that gazing at Malachite or holding it relaxes the nervous system and calms stormy emotions. Malachite is said to bring harmony into one's life. It is also believed that malachite gives knowledge and patience. Malachite is used as a children's talisman to ward off danger and illness. It is attached to infant's cradles. Use Malachite to promote inner peace and hope. It will aid in your business success through its practical expedient of warding off undesirable business associations. Protection and inner security, the major actions of Malachite, go hand in hand. It is also believed to be a good healing stone for asthma, arthritis, swollen joints, tumors, growths, broken bones, torn muscles and for general strengthening of the immune system.



Moonstone

The moonstone named for its semblance in color to the moon is a lunar stone. Moonstones actually come in a variety of colors, ranging from colorless to white, gray, brown, yellow, orange, green, or pink. Moonstone was very popular with the Romans, who thought it was formed out of moonlight, also used in Roman jewelry since 100 AD. In India moonstone is considered a sacred stone to this day. Moonstones are usually cut into smaller pieces because this allows the layers to reveal their beautiful luminescence. *Moonstone along with alexandrite and pearls are birthstones of Gemini (Twins): May 21 - June 21.*

Magical Uses: Moonstone aligns vertebrae. It is good digestive aid. Moonstone also soothes and balances the emotions. Moonstone is believed to be protective for women and babies. It's also associated with the sea and planting cycles. Moonstone is said to balance yin and yang. It is believed to bring good fortune. Moonstone has the qualities of protecting love and inspiring tender passions. Legend says that Moonstone is a highly prized gift for lovers as it arouses tender passion. Use Moonstone to get in touch with your feminine self, and heighten psychic awareness. It is also good for new beginnings, intuition, alleviating emotional tension, and eliminates negativity. It is also helpful in healing skin and hair.



Obsidian

Discovered by Obsius in Ethiopia, obsidian is named after him. Obsidian is "volcanic glass" formed by rapid cooling of lava. Native peoples used Obsidian for arrowheads, spears, and knives. The rarest Obsidian is Rainbow Obsidian which exhibits all the colors of a rainbow. Obsidian is usually black. Other colors include: brown, gray, red, blue and green, clear, orange, yellow. Obsidian has been used for thousands of years for tool making. In 1967 archaeologists working at the site of Tlapacoya, southeast of Mexico City, uncovered a well constructed blade of obsidian. It was radiocarbon dated to around 21,000 BC.

Magical Uses: Obsidian is often used for gaining clear insight into problems. Obsidian stabilizes and is a chastiser. Because of its protective qualities, Obsidian is a good stone for those who are soft-hearted and gentle. It will help to guard them against abuse. Use Obsidian if you feel overly troubled because of outside interferences. Never exchange your Obsidian with another person. This stone cleanses toxins from the liver, so it is also good for people who are exposed to environmental pollutants. Use Obsidian for grounding, centering, protection, and for Scrying.



Opal

The name opal is derived from the Latin word *opalus*, meaning seeing jewel. One of the most brittle of stones, Opals are unique due to their luminescent qualities.

Opals have a wide range of colors including white, black, Mexican Fire Opals, triplets, and many others.

The most striking quality of opal is its ability to refract and reflect specific wavelengths of light. The interplay of different wavelengths of light gives opal its unique visual appeal, and makes it one of the most sought-after gemstones in the world. Most opal is more than 60 million years old and generally dates back to the Cretaceous period when dinosaurs roamed the earth. Most of the precious opal marketed in ancient times was obtained from what is now Slovakia. Opals along with tourmaline are birthstones of Libra (Balance): Sept. 23 - Oct. 23.

Magical Uses: In ancient times opal was accepted as a symbol of faithfulness and confidence. Opals are worn to bring out inner beauty, and for healing the spirit Black opals worn near the heart on necklaces made of gold are said to protect one from the evil eye and protect travelers on journeys to far away lands. Black Opals also assist reproductive organs, spleen & pancreas, filters red corpuscles & aids white corpuscles, bone marrow, depression, and is considered a very lucky stone. White Opal balances left and right brain hemispheres for neurological disorders. Opal has been described in medieval times as a cure for diseases of the eye, Fire Opal for red corpuscle & blood disorders, depression, apathy, and lethargy.



Pearls

A Pearl is the only precious gem that comes from a living creature, in this case it's the oyster or clam, and it was the first gem created in recorded history. The discovery that pearls could be cultivated in freshwater mussels is said to have been made in 13th-century China, and the Chinese have been adept for hundreds of years at cultivating pearls by opening the mussel's shell and inserting into it small pellets of mud or tiny bosses of wood, bone, or metal and returning the mussel to its bed for about three years to await the maturation of a pearl formation. Pearls range in color from white, yellowish, silver, gray, brown, pink, and even black. The Black Pearl is 100 times rarer than the White Pearl. Black Pearls come from the species of oyster "Pinctada Margaritifer", the giant black-lipped oyster, which flourishes in the warm lagoons of French Polynesia and the South Seas. Pearl and cultured pearl along with alexandrite and moonstone are birthstones of Gemini (Twins): May 21 - June 21.

Magical Uses: Pearls eliminate emotional imbalances. Pearl is said to help one see ones self and help improve self-worth. Pearls exhibit energy sensitivity and can be "drained" of their luster if exposed to negativity for too prolonged a period. Pearl is reported to free up one's energy for more balanced love relationships. They help one master the heart chakra, aid stomach, spleen, intestinal tract & ulcer problems. As an emblem of modesty, chastity and purity, the pearl symbolizes love, success, and happiness. Pearls can stimulate your femininity and help you with self acceptance.




Peridot

Small crystals of Peridot are often found in the rocks created by volcanoes and also can be found in meteors that fall to earth. Peridot is a stone with a sparkling pale green color. It occurs in lime, yellowish green, olive green or medium dark green hues. Its name in Greek means "golden stone". Peridot has been adored since ancient times and has been valued for centuries. People in the middle ages wore peridot to gain foresight and divine inspiration. Legend has it that pirates favored peridot to protect them against evil. It was a stone prized by Egyptian Pharaohs as adornments and protection. Some of

Cleopatra's emeralds were in fact peridots. Peridot is treasured in Hawaii as the goddess Pele's tears. Peridots along with sardonyx are birthstones of Leo (Lion): July. 23 - Aug. 22.

Magical Uses: This beautiful stone is worn or carried for general healing purposes. Peridot increases strength & physical vitality. It helps liver & adrenal function. Peridot is also thought to protect lungs, sinuses, and wrists from illness and injury. Peridot protects against nervousness and aids in healing hurt feelings. It is also useful to dispel negative emotions, and it is believed to promote sleep when worn to bed. Peridot is used to help dreams become a reality. This very popular stone is believed to attract love. Peridot calms a raging anger. Alchemists of old used Peridot against dark vibrations. Peridot can aid you in changing your attitude from one of fear or depression to a more positive outlook. The deep green hue of the peridot also suggests a connection in wealth-attracting.



Quartz

Quartz has been used for centuries, it provides for purification of the physical, mental, and spiritual bodies. Having a rich amplifying effect these crystals are perfect for healing work. Crystal is a strong energy conductor. The clearest Crystals are comprised of Rock Quartz, and they have been used throughout the ages for their elevating properties. The Greeks named it krystallos, meaning "ice" because they thought it was water frozen forever by the gods. Sir Isaac Newton discovered the color spectrum by refracting sunlight through a natural crystal. It's easy to see why the ancients thought the Sun and light universe were housed in a perfect Crystal. About 1/3 of the Earth is made of Quartz. White beach sand is quartz. There are two physical types of quartz: single or double terminated. Single terminated has a point at one end and directs energy flow in that direction. This is a peaceful, grounding stone. Double terminated quartz has a natural point at both ends and allows energy flow back and forth through both end. While single terminated is fine to carry, double terminated is an unstable stone that changes energy a good deal.

Magical Uses: It has very strong energies, particularly in healing. Through visualization, it can be substituted for any stone. Quartz is a good all around self-energy generator and light balancer. Energy moves outward from double terminated crystals in either or both directions at once, making them multi-functional. They can draw or transmit energy through both ends and are excellent for dreaming or astral projecting. They are also great to use in meditation. They can help protect one from mental and physical harm, and symbolize perseverance and patience - quite important during healing situations. When negative energy has been blocked into part of the body, a double terminated crystal can be placed over the affected area - this creates an energy vortex that will clear all unwanted energy. They can help to break up stubborn mental blocks which create addictive or unhealthy practices. They are all around healers and promote skin rejuvenation.



Ruby

Ask which gemstone is the most valuable and you will usually get two opinions. Some consider Diamond the most monetarily valuable, and others argue that it's the Ruby that is Queen. Magically they are both invaluable. Ruby is a high energy stone. The word Ruby comes from the Latin word for red, "ruber". Ancient Egyptians honored the Ruby for beauty, love, physical protection, and good fortune. You can use Ruby as an expression of spiritual devotion, or of lasting love.

Magical Uses: It can be used as a high energy stone for physical beauty and protection. Let your Ruby energize your spirit and aid your self-image of one who loves oneself. Ruby is a stone with the qualities of power, loyalty, and courage. Ruby is a focuser of occult energy, and it protects from trouble.

Salt

Salt is a magical mineral typically used to represent the element earth. It purifies, cleanses, consecrates and can be used for making holy water. When bathing its good to add some sea salts to the bath water, to help remove contaminated energy from the body. Therefore it's normally used for ritual baths before performing any magic.



Sapphire

Did you know that Ruby and Sapphire are the same stone? They are both Corundum but when it's red it is classified as Ruby, and when it's blue or any other color, it's classified as a Sapphire. The name Sapphire comes from the Greek word "Sapphirus" for blue. Star

Sapphires have often been called stones of great destiny.

Some cultures believe that the three light bars which cross to form the six points on the surface of the gem represent faith, hope, and destiny. Ancient Persians believed the earth rested on a Sapphire and its reflection colored the sky, hence it's often called the "celestial gemstone". Ancient sorcerers honored Corundum because this stone allowed them to interpret oracles and foretell the future. In all folklore Sapphires are associated with the attraction of divine favor to their owners, and are mentioned in every religious history. All Sapphires, crystal or star, are gems of destiny.

Magical Uses: They can contribute to your mental clarity, your perception, and your wisdom. Sapphire radiates gentleness and peace, and is good for bringing justice and truth to light.



Sodalite

Usually found in igneous rock in volcanic debris, sodalite comes from the core of the earth. Its name is a reference to its sodium content. Most crystals of sodalite are too small to use in jewelry so therefore large specimens are very valuable. Sodalite is found in all shades of blue and may also be green, white or yellow.

Magical Uses: Sodalite is said to provide a bridge between the subconscious and conscious mind, to connect thoughts with feelings, it helps to eliminate guilt and fears by calming and clearing the mind. It brings clarity, truth, and enhances communication. Some believe that sodalite allows one to find inner peace and wisdom. It also known to stops headaches, and assist in meditation.



Tiger's-eye

Tiger eye has rich yellow and golden brown stripes, with a fine golden luster when polished. It's named because of its similarity to a real Tiger eye with its bands of colors. It is also known as Cats Eye, African Cats Eye, or crocidolite. Unoxidized Tigerseye is called Hawkseye, and is blue. Roman soldiers wore tiger's-eye for protection in battle. Tiger Eye was thought to be all seeing due to its appearance.

Magical Uses: Tiger Eye is used for focusing the mind. It is said that Tiger Eye offers protection during travel, strengthens convictions and confidence. Cats Eye can help curb impulsiveness and help you "see" what's ahead. It is an aid to decision making and creative stimulation. It is a good stone for promoting wealth and money. This is another soothing stone that is optimistic, and it also assists courage and strength. It is also a good healing stone. Tiger eye relieves high blood pressure, heart disease, asthma, psoriasis and kidney problems if worn close to the body. This warm stone is very beneficial for the weak and sick. Other magical attributes include: Divination, money, luck, courage, protection, intuition



Topaz

Pure topaz is colorless, but it also occurs in a broad range of colors: yellow, blue, pink, peach, gold, green, red, and brown. The name Topaz is most likely derived from the old Hindu Sanskrit word "tapaz" meaning fire.

The Ancient Greeks called Topaz the "Stone of Strength", and believed its powers increased with the fullness of the Moon. In ancient times, a figure of a falcon carved on a Topaz was thought to help earn the goodwill of kings and other royalty. To the ancient Egyptians, Topaz symbolized "Ra", the Sun God and giver of life. Topaz possesses outstanding magnetic energy. The Topaz was the second most preferred stone in the breastplate of the Jewish High Priests. During medieval days it was thought to heal physical and mental disorders as well as prevent death. Topaz along with citrine are birthstones of Scorpios (Scorpion): Oct. 24 - Nov. 21.

Magical Uses: Topaz stimulates an endocrine system. It assists in general tissue regeneration. Topaz is valuable in the treatment of hemorrhages. It also increases poor appetite and helps fighting blood disorders. It's also good for protection against colds and flu because of its ability to strengthen the breathing mechanics of the body. Topaz balances emotions and calms passions. Put Topaz under your pillow at night to calm stress and to restore energy. It releases tension and gives feelings of joy. Topaz is known as spiritual rejuvenation gemstone. Wear Topaz to bring inner strength and to dispel negative energies such as depression, anger, and fear. Use Topaz in any Magical working to bring light, love, and warmth into your life.



Tourmaline

Tourmaline comes in many colors such as blue, yellow, pink, red, black, green and clear. The name Tourmaline comes from the Sinhalese name of turmali or tormally meaning multicolored. They appear to be different colors when viewed from different axes. During medieval days tourmaline was thought to heal physical and mental disorders as well as prevent death. Schorl and Rubellite are various types of Tourmaline gems that have been used for over 2,000 years. Tourmaline along with opal are birthstones of Libra (Balance): Sept. 23 - Oct. 23.

Magical Uses: According to legend, the tourmaline of all colors protects the wearer against many dangers and misfortune. It dispels fear and negative conditions, enhances sensitivity and understanding, calms nerves or aggressiveness, and aids in peaceful sleep. It is also known to enhance creativity by improving concentration and inspiration and aligns the subtle bodies into harmony. Physically it can relieve arthritis pain, help fight heart diseases, balances the endocrine system, regulate hormones, and increases fertility.



Turquoise

In the Far East it was called The Lucky Stone or "Turks' Stone", hence the name Turquoise. The color of turquoise ranges from sky blue through various shades of green to greenish and yellowish gray. Turquoise is among the oldest known gemstones. Turquoise was used before 4000 BC; it was obtained from the Sinai Peninsula in one of the world's first hard-rock mining operations. The Natives of Mexico and America used Turquoise to guard burial sites, and their priests wore it when calling upon the Great Spirit. Turquoise rings were worn as protection against evil. Many of these civilizations honored it as the Universal Stone, for it joined one with the force of life. Turquoise was an important ornamental mineral for jewelry and other object by the ancient Egyptians. It graced the necks of Egyptian Pharaohs and adorned the ceremonial dress of early native Americans. Turquoise has been attributed with healing powers as well as promoting the wearer's status and wealth. Turquoise along with zircon are birthstones of Sagittarius (Archer): Nov. 22-Dec. 21.

Magical Uses: Turquoise is said to be a guard against all diseases. It's said that turquoise attracts healing spirits, making it a premier healing stone. It assists in tissue regeneration, subtle body alignment & strengthening. Believed to be a protective stone, turquoise is worn to guard against violence and accidents. It was believed to warn the wearer of danger or illness by changing color. In the 13th century, turquoise was thought to protect the wearer from falling, especially from horses. Because of these protective qualities it has been used in amulets to protect travelers. Turquoise can relax your mind and ease mental tensions, by calming your emotions and stress over stimulation. It heals sadness and grief and develops inner strength. Some use Turquoise to promote courage, love and harmony, and to attract luck. Turquoise is also believed to bring happiness and good fortune to all.

Astrological Psionics

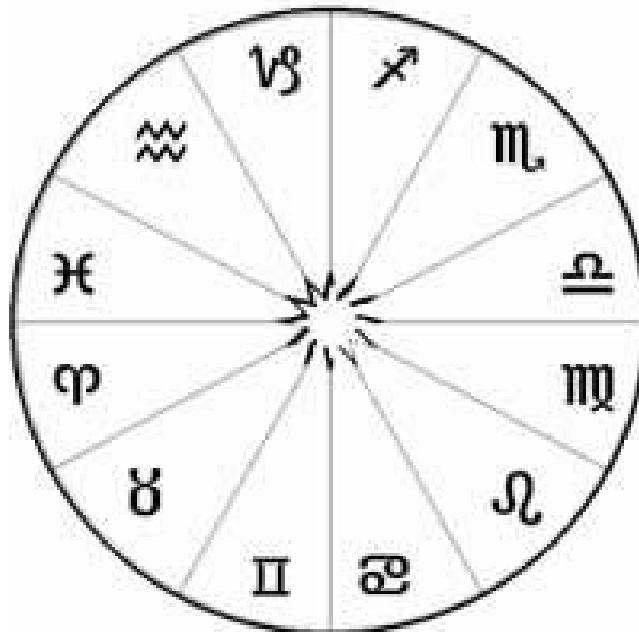
Most people know their sign and maybe even check their daily horoscopes in the newspaper but Astrology goes far beyond that. It can provide insight into yourself and the energies that occur throughout your life at certain times. It was the world's first science and was taught in schools and universities all over Europe prior to the 1600s. Astrology is the study of the relationship

between the earth and the heavenly bodies. By observing the movement and position of the planets, you can become aware of potential energy around you on certain days and hours. This can give a tremendous boost in any magical work by using the power of Astrology.

Zodiac Wheel

The zodiac can be defined as constellations in the sky that the earth appears to pass through in its journey around the sun. Each of the signs has different qualities about them. A person born under a sign tends to have qualities of that sign engrained within his or her personality.

Although most people believe in the power of astrology, there are many who do not. Astrology certainly can be highly accurate in predicting various energy levels of a person and this can be very useful in avoiding problems in life for those who keep their mind open. The signs of the zodiac do have powerful Psionic abilities that we can tap into. Its best to first familiarize yourself with characteristics of the 12 signs and then we will discuss how they can be used.



Aries (March 21-April 19)

Element - Fire



Characteristics- Headstrong, courageous, impulsive, assertive, first, self-motivating, initiating, honest, straightforward, active, competitive, independent, youthful, idealistic, aggressive, self-absorbed, oblivious to surroundings, angry, impatient, opinionated, argumentative, provocative.



This is the glyph, or symbol, for Aries. It looks like Ram's horns. Aries is the sign of the Ram. They tend to solve problems by ramming their heads against them.

Aries is the cardinal fire sign. Cardinal means original or starting. Cardinal signs are the most self-motivating of all. Fire signs are the most idealistic and enthusiastic. In Aries, we have the most active and inspiring energy in the Zodiac.

Mars, planet of high energy, aggression and assertion, arguments, fighting, sex is the ruler of Aries. Wherever you have a planet in Aries, or where you have Aries on the cusp of a house, you have this Martian fighting spirit, for better or for worse. Mars is the warrior; he has youthful, physically active, and sometimes combative energy. Aries natives need some kind of physical activity as an outlet for this high energy. They tend to be good at sports and enjoy physical activities like dancing, hiking, or peace marches.

Rams are aggressive, self-centered, and impatient, but honest, uncomplicated, straightforward, and willing to meet a challenge with enthusiasm and courage.

Aries is independent and childlike, the perpetual teenager. Aries folks have a need to compete and they thrive on challenge; they really want to win.

Although they enjoy companionship, they are independent and not afraid of being alone. They are very good with new beginnings and unafraid to try new things. Rams prefer a direct, above-board approach to dealing with other people.

Aries is argumentative and quick to anger, and will readily express frustrations, but generally does not hold a grudge for long. Those born under more sensitive signs often do not know how to handle the raw, unfiltered energy. Aries does not mean to hurt your feelings! They just sometimes act before they think.

If Aries' high energy does not find an outlet, or if anger and resentment are not dealt with and released, the tension might take itself out on the body. Mars rules the head, and folks with planets in Aries are vulnerable to headaches, migraines, eye problems, and jaw tension. Where you have Aries in your chart can show you where you have these strengths and weaknesses.

Taurus (*April 20-May 20*)

Element - Earth



Characteristics- Patient, practical, sensual, dependable, peace loving, artistic, outdoorsy, good with money, stubborn, negative, greedy, lazy, resistant to change, materialistic, possessive.

The Taurus is the fixed earth sign. Fixed means not moving, and all fixed signs are the most unchanging signs of all.

Earth signs are practical and grounded, and the most unchanging of all the elements. Taurus is the most unchanging member of the Zodiac, known for



both her dependability and her stubbornness.

Venus, the goddess of love and beauty, is the ruler of Taurus. Any planets in Taurus express themselves Slow and Steady.

Persistence and patience get Taurus a long way. Being an Earth sign gives Taurus good business sense, also a keen sense of the value of things and a talent for gardening.

Whether its food, love, art, or flowers, Taurus knows when it's good. Taurus appreciates beauty and likes to indulge in the sensual pleasures and the finer things in life, one might even say over-indulge. Taurus is prone to laziness.

Taurus rules the neck and shoulders, and Taurus natives often have sensitivity in that area. Emotional tension and stress accumulate in the muscles in the shoulders and neck, for example, and these folks are prone to sore throats. They often have lovely or soothing voices. Many singers are Taureans.

Taurus does very well when she learns to express negative emotions, especially when the Moon, Venus, or Mars is in Taurus. Unexpressed anger and resentment remain un-dealt with anger and resentment, until Taurus explodes with rage.

For the Venus-ruled, it's a common trap: you want to be nice, you don't want to upset your routine, and you don't want to rock the boat, so negative situations are "smoothed over." I call it "using a band-aid on a tick." Covering it up won't heal it; you've got to yank it out. Otherwise you're carrying a grudge around that keeps getting bigger and drains away your energy.

Wherever you have Taurus in your chart, it shows where you have these strengths and vulnerabilities.

Gemini (*May 21-June 21*)

Element- Air



Characteristics- Versatile, curious, talkative, communicative, quick learner, intelligent, good with new ideas & languages, "jack of all trades", does things in pairs, 2 jobs, 2 majors, 2 lovers, often has several projects going at once-scattered, gossiping, two-faced, fickle, superficial, flighty, nervous, difficult to pin down.

This is the glyph for Gemini. It resembles a Roman number "2" and represents the Twins, Gemini's symbol.



Gemini is the mutable air sign. Mutable signs are the most flexible. Air signs are the most mental signs. Gemini's possess a natural mental flexibility, which makes them very intelligent and possibly very talkative and a need to have multiple interests. People with Gemini strong in the chart often have several projects going at once.

Air is mental. Mutable air has a mental flexibility that allows the Gemini to talk about different subjects with many different people with divergent outlooks and opinions.

Often a Gemini will have so many interests that they have a hard time choosing just one to pursue as a career. Wherever Gemini appears in your chart, you will benefit by learning to focus your mental energy and channel your interests into a constructive goal. That does not mean you should cut down to only one interest! In fact, you may very well need fifteen things to do at once to bring out your best!

Mercury, planet of the mind and communication, is the ruler of Gemini. Wherever Gemini is in your chart, communication is emphasized. Any planets in Gemini will indicate areas where communication is important. Mercury rules the hands and lungs.

Cancer *(June 22-July 22)*

Element- Water



Characteristics- Considerate, supportive, nurturing, intuitive, mothering, good with the public, sensitive, tenacious, conservative, traditional, a homebody, overemotional at times, moody, defensive, self-indulgent, negative, smothering, selfish, clings to people and things, withdrawn.



Here's the glyph for Cancer: a 69 turned on its side. Its glyph looks like a crab with its claws raised in a defensive posture.

Cancer is the cardinal water sign. Cardinal signs are the most active. Water signs are the most emotional. The number one thing to remember about Cancer is that they're big softies, even if they don't show it. Since the sign Cancer is ruled by the Moon, the planet of emotions, any planets in Cancer in your chart show where you are emotionally sensitive.

Cancer is also known to be a natural at mothering. Where you have Cancer in your chart is where you have empathy and an instinct to nurture & take care of things or people.

The Moon also rules the home, and home is important to Cancer, for better or for worse. The mother also has a strong influence.

Cancer indicates concern with the past. You'll often see folks with planets in Cancer who keep antiques or study history. They often hold on to things regardless of their outworn-ness or outdatedness. This goes for material possessions, as well as situations and relationships.

Cancer in your chart shows a place where you feel so soft and vulnerable that you put up your defenses, and scoot sideways around anything that you perceive as a threat. This is very useful in protecting yourself and others when the threat is real, but it can create barriers if you avoid issues that need to be confronted directly.

Every planet in your chart indicates a need. A planet in Cancer needs something or someone to take care of, and something or someone to grab onto and not let go. The trick is to be aware of this need and meet it in a constructive, rather than a destructive, way.

Leo (*July 23-August 22*)

Element- Fire



Characteristics- Loyal, confident, respectful, idealistic, trusting, creative, proud, generous, good with children, determined, a natural performer, self-centered, egotistical, false bravado, seeks approval from the outside, perfectionist, judgmental, over-idealistic, naïve.

Leo is the fixed fire sign. Fixed signs are the most unchanging signs of all. Fire signs are the most idealistic. Leo is the sign most known for dedication to an ideal.



This devotion brings Leo the gifts of generosity, and faithfulness when they reach out to others. Leos are loyal to the core. Leo rules the heart, and Leos have a wonderful warmth and goodness of heart.

The Sun is the ruler of Leo. The Sun represents Ego. The "stereotype" of Leo is the fun-loving, boisterous, class clown type, or the showoff, but there's more to Leo than that.

Any planet in Leo indicates that the ego is sensitive or important in some way. That's why Leos thrive on appreciation. They often end up on stage, although not all Leos are performers (in the strictest sense of the word). You can make a Leo happy by paying a sincere compliment. Go ahead; tell them how wonderful they are!

If the self-esteem is not strong, Leo can be painfully self-conscious. In response, Leo might either turn inward for fear of losing approval or being scorned, or they overcompensate and "show off," constantly pulling the spotlight onto themselves.

Leo can also be so idealistic as to lose perspective. When others do not follow or agree with the ideal, Leo may adopt a judgmental attitude. ("It's so obvious that this is the right way to do things. Why can't they see this is the right way? These people must be on dope.")

Leo has a gift for inspiring other people. When they use the fire inside to focus the spotlight on other people's good qualities, the effect is tremendous. That's why they tend to be good with children.

Virgo (August 23-September 22)

Element- Earth



Characteristics- Efficient, gets the job done, calm, quiet, practical, service oriented, devoted to duty, flexible, good with details, analytical, health and body conscious, meticulous, communicates through actions rather than words, negative, "glass half empty", critical, perfectionist, fault finding, compulsive about details, way too hard on self, worries too much, judgmental, hypochondriac.



This is the glyph for Virgo: a lowercase "m" with her legs crossed.

Virgo is the mutable earth sign. Mutable signs are the most flexible and adaptable. Earth signs are the most utilitarian and practical. Therefore, Virgo has a talent for seeing what needs to be done, and doing it. They are very detail-oriented, and good at jobs that require multitasking.

Here's the first thing you should know: they're not all neat freaks. If you only go as far as to see the librarian of the Zodiac, you'll miss the finer points of Virgo-- the wit, subtlety, intelligence, intuition, earthly curiosity, and yes, deep sensitivity and sensuality.

Virgo rules everyday things and life's routines. These things are important! Virgo is a sign that stays grounded in routine. The little details are not beyond a Virgo's recognition, and that is why they often worry too much. What if this

goes wrong? What if that's not right? They are able to anticipate problems before they happen. For this reason, they are incredibly efficient workers, with an instant recognition of process and what they can do to help. Virgo's work is very important, and they suffer if they feel they have not done a good job.

They do need to learn to let some of that go in close emotional relationships. Very few romantics fantasize about a lover who will nitpick them all day. It's better if Virgo puts that analytical mind to work finding all the things that are right about the other person.

Virgo's traditional planetary ruler is Mercury, the messenger.

Virgo is generally health-conscious. Not always healthy living, but certainly aware of the body. Like Chiron, they possess an instinctive ability to connect with Mother Nature and enjoy practical applications for her offerings, such as medicinal plants.

Virgo rules everyday things and life's routines, and is known for being meticulous about details. When Virgo is strong in a chart, chances are someone criticized the person when they were growing up, so young Virgo learned to be critical. For example, they can be very health-conscious or very hard workers, curmudgeons, or perfectionists.

Libra (*September 23-October 22*)

Element- Air



Characteristics- Balanced, diplomatic, refined, artistic, just, fair, objective, graceful, charming, creates beauty & harmony, good with one-on-one interactions, opportunistic, impractical, indecisive, lazy, a yes-person, style more important than substance, avoids necessary confrontation, "peace at any price".



This is the glyph for Libra. It represents an old-fashioned scale, in which 2 sides had to balance to determine the weight of something. Libra is the cardinal air sign. Cardinal signs are the most direct. Air signs are the most communicative.

Planets in Libra indicate a need for one-on-one communication. Librans have a talent for diplomacy and seeing things from other people's point of view. They have an innate sense of fairness. Because Librans can see things from multiple perspectives, they have a hard time making decisions. Both sides look reasonable, they need a good, impartial friend whom they can talk it out with, then things will look much clearer.

Venus is the ruler of Libra. Librans appreciate beauty, art, and aesthetics. Where you have Venus in your chart indicates an area where beauty and harmony are very important. Here you have the gifts of grace and charm, and a refined sense of taste.

The other side of Venus is laziness. Sometimes you will find a Libra who is sloppy as the day is long. It's just two sides of the same coin-- love for the finer things in life. For some, its sweat pants, beer and a couch; for others, diamonds and gourmet dining.

Librans tend to see themselves through other people. If they are around negative people, they absorb a negative view of themselves. That's why it is very important for Librans to have good friends whom they can trust.

Balance and harmony are so important to Libra that he may try to balance a situation by unbalancing himself, rather than directly addressing the imbalance. This is especially harmful in close personal relationships. Libra is afraid that if he says what is on his mind, the other person won't like him. So instead of saying anything, Libra will say "I don't mind," and let the tension build, even when the other person knows that something is wrong. He can be very passive aggressive.

Learning to directly express needs and wants is key for Libra. He is so focused on the other person and their wants that he forgets that he has a role and responsibility in the relationship. He must also clearly state his boundaries. It's okay to have peculiar habits and pet peeves. "It really bothers

me when you pick your toenails on the couch," is all he has to say. Then, as if by magic, the other person understands his needs, and the relationship has room to become much healthier.

Scorpio (*October 23 - November 21*)

Element- Water



Characteristics- Passionate, perceptive, determined, supportive, healing, willful, powerful, insightful, good in crisis situations, strong survival instincts, jealous, guilt-ridden, manipulative, obsessive, controlling, cruel, destructive, defensive, secretive, hides vulnerabilities.



This is the glyph for Scorpio: an "m" with a stinger. Scorpio is the fixed water sign. Fixed signs are the most immovable. Water signs are the most emotional.

Scorpio is ruled by Pluto, planet of death and rebirth, intensity, the underworld, sex, secrecy and extremes.

Scorpios have an extremely powerful will and rarely fail to get what they really want. The problem is knowing what to do with it once they get it. Desire is the thing that goads them, and once it is fulfilled, often times they're no longer interested.

Scorpio energy gives one powerful intuition and tremendous insight into human nature. They make wonderful healers and have a knack for psychology and the intuitive arts. They have an immediate strong gut reaction to things and people, either love or hate. There's not a lot of middle ground, usually. They have powerful instincts, and are very good at staying cool in emergency or crisis situations.

The life cycle of a Scorpio usually has many stages, including "rock bottom." This is where they find their powerful regenerative abilities. Scorpio rules the deepest darkest depths, but also the highest heights. Once they overcome the fear of vulnerability, of losing control, these people make extremely powerful healers. They're often attracted to the dark, macabre, or occult. Sexuality is very strong and important.

Scorpios usually look really tough, but they need to be treated with great care and tenderness. Like the scorpion, Scorpios have a soft side that they keep very well hidden.

Scorpios have an innate need to connect with another person on a very deep, intense level. To achieve this, they have to let the other person see their soft side, but fear and insecurity can keep them from revealing their sensitivities to their partner, because doing so would mean giving up control and facing fears of vulnerability.

Sagittarius (November 22-December 21)

Element- Fire



Characteristics- Straightforward, optimistic, open-minded, outgoing, adventurous, a natural teacher, idealistic, philosophical, lucky, generous, aware of the "big picture", dogmatic, impersonal, tactless, impractical, phony, "plays the part", extravagant, over commits, rationalizes.



This is the glyph for Sagittarius: an arrow headed somewhere. Do you know where it's going? Sagittarius is the mutable fire sign. I've always found that difficult to picture. Fire is the most idealistic of the elements, and mutables are the most adaptable and flexible.

Jupiter, planet of expansion and good luck, is ruler of Sagittarius. Whether or not they know it, Sagittarians are lucky. They have abundant powers of manifestation. They get what they think they will get because they think they will get it. Or better, they know they will get it.

Sagittarians have usable idealism. A Sagittarian can brighten up your whole world, because her belief in you gets you to believe in yourself. They make really good mentors, teachers, and motivational speakers for this reason.

Unlike Virgo, Sagittarius sometimes seems, shall we say, liberated from practical concerns. "Let's take this \$5 bill to the casino and make a million dollars playing blackjack," says the Sag. But they forgot they don't have any gas in the car. The only unhappy Sagittarians I've seen are the ones who believe they deserve unhappiness. Sagittarians get what they believe they deserve. If this is the case, defining a personal philosophy is important, as well as working within yourself to figure out why you believe you cannot be happy.

The typical rap sheet of the Sagittarius reads as such: "happy go lucky, explorer, adventurer, fun loving, life of the party, jokester." While these things are true for many Sagges, they are not true for all.

Above all, people with planets in Sag need freedom and joy. They feel happy when they risk something to gain something. Like the archer aiming the bow & arrow, the moments between letting go and hitting the target are what they thrive on. They need these things in order to grow and flourish. If they don't get enough healthy "rush" in their life, they may become addicted to gambling.

Because of its association with philosophy, Sagittarius is associated with religion, which is actually a kind of group philosophy. There is also a need to

have a religious or ethical framework to stick to and believe in. There must be a resonance with inner truth, however. If Sagittarius does not live in accordance with her true ethics or spiritual beliefs, she will lose faith in herself.

Capricorn (December 22-January 19)

Element- Earth



Characteristics- Independent, serious, hardworking, responsible, methodical, patient, late bloomer, ages well, ambitious, secure, selfish, status seeking, corporate, stingy, greedy, pessimistic, paranoid, and materialistic.



Capricorn is the cardinal earth sign. Cardinal signs are the most ambitious and motivated. Earth signs are the most practical. The duty of Capricorn people is to build something permanent for the future.

Saturn, planet of responsibility, career, and inhibition, is the ruler of Capricorn. Where you have Capricorn in your chart, you have the ability to build things that last. Saturn is the planet of age, maturity, and time; and Capricorns also tend to wear their maturity well, and get better with age.

Being an earth sign, Capricorn has a good head for business and can do very well in the business world. They also have a staying power that earns them trust and respect, and a talent for delegating tasks in a managerial position.

Wherever you have Capricorn in your chart, you have a need to be responsible and serious. You have the potential to work hard, learn from your past mistakes, and get better over time. The other potential is for you to isolate yourself, possibly using your loneliness as a shield to avoid closeness with other people. Many Capricorns are really hard on themselves, often holding themselves up to an outside standard of success.

The challenge for Capricorn is to remember to honor and nurture others on the way up. As they climb the ladder of success, remember who is at the

bottom holding it up! Interpersonal relationships can be difficult, since Capricorn can use work and achievement in the outside world to avoid the emotional responsibility required in close relationships.

Aquarius (January 20-February 18)

Element- Air



Characteristics- Logical, objective, visionary, humanitarian, eccentric, independent, intelligent, progressive, impersonal, rebellious, friendly, group-oriented, hard-headed, detached, obstinate, unpredictable, tactless, avoids dealing with emotions.

Aquarius is the fixed air sign. Fixed signs are the most persistent and unchanging. Air signs are the most mental. So Aquarius persists by way of ideas.



The modern ruler of Aquarius is Uranus, planet of eccentricity, rebellion, and change. The traditional ruler (and modern co-ruler) of Aquarius is Saturn, planet of responsibility, conformity, and tradition. Aquarians are special in that they have a little of both. And each Aquarian is defined by how they satisfy both the need to be different and the need to be traditional in some way. My Aquarian father, for example, works a suit-and-tie job, but owns what is possibly the most flamboyant tie collection you've ever seen.

If you have planets in Aquarius, they indicate where you have a visionary gift. The greatest strength of Aquarius is the ability to step outside of the "drama" of a situation and see things objectively. Aquarians tend to be good at science, or anything involving waves of energy-- radio, TV, electricity, computers, Reiki, acupuncture, Feng Shui. Aquarius is also the sign that rules astrology.

Groups and especially humanitarian causes are also good for Aquarians to become involved in, for it is easy for them to see that when everybody benefits, I benefit too.

Aquarius is logical and hard-headed, progressive and rebellious, impersonal and tactless. Aquarius has the objectivity to see this truth in people and situations. For this reason, they can be very good friends to have.

They have opinions, but might not tell you unless you ask them. The trap for Aquarius is to think there is only one way of doing things, or one way of looking at the world. They can also get stuck in the air sign trap of trying to view everything in life through logic and reason. This works well only to an extent. When emotions get involved the gut level reaction from most Aquarians is to detach and retreat.

The best strategy is to accept feelings as hard facts rather than personal decisions, and deal with them on that level. Emotional people will flip out if you tell them they "shouldn't feel" a certain way. How many times have you been successful in deciding how to feel?

Pisces (February 19-March 20)

Element- Water



Characteristics- Sensitive, compassionate, psychic, open to other people's emotions, spiritual, intuitive, artistic, musical, nurturing, nursing, imaginative, idealistic, escapist, impressionable, martyr, victim mentality, prone to addictions, way too tolerant of bad situations, self-sacrificing, spacey, confused, passive.



The glyph for Pisces depicts two fish, swimming in opposite directions, bound by a silver cord. Pisces is the mutable water sign. Water is the most emotional element, and mutable is the most adaptable modality.

Neptune, God of the sea, planet of confusion, addictions, and spirituality, is the ruler of Pisces. Pisces are very sensitive to energy and vibes, and tend to absorb the emotional atmosphere around them. They are great at knowing what will make you feel better. They make fantastic nurses.

Pisceans needs to feel a spiritual or psychic connection with the world around them. It is so strong as to be overwhelming, and Pisces sometimes choose to

numb it with drugs or alcohol, or food or television, or any number of means. But they will never escape, for this heightened sensitivity is also their gift. Learning psychic protection methods can help protect against the onslaught of other people's energy. "Serve or Suffer" is the Pisces motto. There is always an inner calling to serve others that must be heeded.

Pisces often has a "victim thing." They project such ideals onto a person, believing he is Luke Skywalker, when really he is Darth Vader. Pisces doesn't know it until he has gotten his head lopped off with a light saber. Then they lament, poor me, poor me. They become strong with indignation because they have been so betrayed.

If you desire to break this pattern, you must be willing to see the truth in the situation. Pisces is characteristically unrealistic. If you can see Darth Vader in a person before he draws his laser sword, then you will save your own head. Your intuition will protect you if you trust it. Pisceans often have vivid or prophetic dreams.

Planetary Energies

The word "planet" in Greek means "traveler." Astrologically speaking, any body which moves across the sky is a planet. We know the Sun and the Moon are not planets in the technical sense of the word. However, they are bodies which circle the earth (from our perspective), thus they are considered with the other planets.

Each planet in your chart represents a need. The Sun is a need to shine, create, and exist. Venus is a need for love. The Moon is a need for security.

The sign that the planet is in indicates how that need might be met, and what happens if it is not met. For example, someone with the Moon in Capricorn needs a solid sense of structure and personal responsibility to feel secure. If that is not present, there is a very negative outlook on the world.

Ancient sky watchers saw the light reflected from the planets and thought they were gods. Each one had an energy, had strengths and weaknesses.

Planets in an astrological chart show areas of emphasis. Each planet becomes a character, and the play gets acted out in your inner world and also in your physical "reality". Sometimes they argue, other times they get along well.

The relationships are complex and difficult, and it often requires a great deal of personal effort to get them working together in harmony. But never forget, in this complex and extraordinary drama, you are the director, you call the shots.

The planets closer to us (the Sun, Moon, Mercury, Venus, and Mars) are the personal planets. They represent our everyday personality features, and the way we relate with those close to us.

The planets farther away have to do with how we relate to society in general. Their energy gets complex, difficult to explain and understand the farther out you go.

Planets contain very specific types of energy and it can be harnessed and used in any magical work. We can easily use planetary energies in Psionics to aid us in achieving our goals.

Here is listing of the astrological 10 planets and their energies:

- **Sun-** Ego, Soul, Self, Creativity, Character, Willpower
- **Moon-** Emotions, Moods, Receptivity, Capacity for Nurturing, Habit patterns, Security needs, Self-indulgence, Home, Emotions, Instinct, Subconscious.
- **Mercury-** The Mind, Communication and thought processes, Mental activity, Short travels and trips, Intelligence and Capacity for learning, how one takes in and processes information, Details.
- **Venus-** Love, Aesthetic tastes, Beauty and harmony, pleasure and comfort, Social interaction, Art, Music, Money and Possessions
- **Mars-** Action, Desire, Courage, Physical Energy, Athletics, Sex, Aggression, Defense, War and Fighting, Ego

- **Jupiter-** The Higher Mind, Knowledge, Learning, Ethics and Morality, Philosophy, Exploration, Wisdom, Growth, Abundance, and Luck
- **Saturn-** Responsibility, Practical Concerns, Limitation, Restriction, Discipline, Inhibition, Fear, Selfishness, Tradition, Time, Permanence, Seriousness, Reality, Hard work, Career
- **Uranus-** Sudden Change, Oscillation, Inspiration, Flashes of Truth, Eccentricity, Deviance, Originality, Rebellion, Need for Freedom, Humanitarianism
- **Neptune-** Spirituality, Intuition, ESP, Lies, Deception, Illusion, Art, Music, Theater, Film, Photography, Drugs, Alcohol and other means of avoiding Reality, Addictions.
- **Pluto-** Extremes, Survival instincts, Healing, Cruelty, Manipulation, Guilt, Power, Reproduction, Regeneration, Destruction, Death and Rebirth, Transformation



The Sun

This is the glyph that represents the Sun: a circle with a dot in the middle.

Each planet rules one or two signs of the zodiac. The Sun rules Leo.

The Sun is the center of our solar system, and also represents the creative center within us. The Sun represents these qualities: Ego, Soul, Self, Creativity, Character, and Willpower.

When I say "I am an Aries," what I am really saying is that the Sun was in Aries when I was born.

The Sun is also the most convenient planet to use for "quickie" astrology, such as newspaper horoscopes and greeting cards, because of the 10 planets;

it is the easiest to track! It is in roughly the same spot in the zodiac at the same time, year after year. Other planets follow more complex patterns.

Each planet in your chart also represents certain people. The Sun represents Your Father, Men, The Boss, and Authority figures.

Each planet also rules a part of the body. The Sun rules the Heart.



The Moon

Here is the glyph for the Moon, a crescent.

The Moon rules Cancer

The Moon represents these qualities: Emotions, Moods, Receptivity, and Capacity for Nurturing, Habit patterns, Security needs, Self-indulgence, Home, Emotions, Instinct, and Subconscious.

The Moon represents these people:
You're Mother, Women

The Moon represents these parts of the body:
The Breasts and stomach

The Moon represents emotional patterns established in early childhood. The Moon represents a need. For example, Moon in Leo needs approval, needs to feel appreciated and respected. If the need is not met in early childhood, the person will display emotionally the shadow side of Leo: insecurity and excessive egoism.

The Moon in most charts describes your experience of your mother. Moon in Gemini, she's intelligent, talkative, or flighty, Moon in Pisces has an artistic, spiritual, addicted, or entirely spaced-out mother.

The Moon represents how you deal with emotions, or don't. For example, Moon in Taurus hates to rock the boat. Moon in Virgo analyzes emotions to death. Moon in Gemini talks about emotions, or is flighty and hard to pin down.



Mercury

Here is the glyph for Mercury: a little person wearing a hat, like a delivery boy.

Mercury rules the signs Gemini and Virgo.

Ancient astrologers looked in the sky and saw a strange little light that followed the Sun very closely. He would show up just after sundown in the evenings for a couple of months, and then disappear! Then he would show up in the mornings just before sunrise for a couple of months, and then he was gone again! This was Mercury, messenger of the Gods, who got a reputation for going here and there and being something of a prankster.

Mercury represents these qualities and characteristics:

The Mind, Communication and thought processes, mental activity, Short travels and trips, Intelligence and Capacity for learning, how one takes in and processes information, Details

Mercury's sign shows how we communicate. Do you communicate quickly, slowly, forcefully, softly, methodically, or off the top of your head?

The people and things in your life ruled by Mercury are Siblings, Pets, and Machines.

Mercury rules the Hands.



Venus

This is the glyph for Venus: the universal symbol for female.

Venus rules Taurus and Libra.

Early astrologers noticed that Venus also travels with the Sun, although not in the same way as Mercury. Mercury seems to move swiftly across the sky, while Venus takes her time. She goes farther away from the Sun and then gradually slows down every 18 months, then moves slowly back to meet him again, like a lover.

Venus is the goddess of love. The placement of Venus in your chart will show how you demonstrate your affection to others; also what kind of love you want and need.

The qualities and characteristics of Venus are: Love, Aesthetic tastes, Beauty and harmony, pleasure and comfort, Social interaction, Art, Music, Money and Possessions.

She represents Women and Social Groups,

She rules the Neck and Shoulders.



Mars

This is the glyph representing Mars: the universal symbol for males.

Mars Rules Aries, and Co-rules Scorpio

Mars is the outermost of the "personal" planets (the Sun, the Moon, Mercury, Venus and Mars). He scouts around the periphery of these planets-- and of the Earth, like a protector. He scouts the zodiac every 2 years, stops every 20 months or so to turn around and take another look (retrogrades), then returns to his normal rounds.

Mars represents pure energy, the part of us that will kick the ass of those who threaten us. And even those who mean us no harm, if we are living in fear and our Mars energy is out of control. The energy can be very constructive or very destructive, depending on how we choose to use it.

Mars represents our raw energy and the ways we express it, including fighting, sports, and sex. The mythological god Mars is often shown with a shield, a sword, and a bright star of light on his crotch.

Mars represents these energies and characteristics: Action, Desire, Courage, Physical Energy, Athletics, Sex, Aggression, Defense, War and Fighting, Ego.

It represents these people:

Leaders, Athletes, Aggressive people

It represents these things:

Weapons, Sharp or dangerous objects

Mars rules the Head.

All of us have Mars somewhere. If we do not respect him and give his energy an outlet, if we pen up his anger and frustrate him, the energy will come out in ways that are destructive. Constructive uses of Mars include exercise and activity of the body and/or mind. A well-cared for Mars keeps one away from destructive people and situations. A blocked or frustrated Mars can bring injury and illness to the physical body, aggressive persons, impatience, rudeness, hastiness, or inappropriate competitive urges. That is one reason why exercise of the physical body is so important to our physical and mental health.

If Mars is retrograde in your natal chart:

Mars retrograde turns Mars energy inward such as: Anger, fighting, aggression, assertiveness, confidence, initiative. With Mars retro, you can be really hard on yourself. And you bottle up your anger inside, where it can sit and fester and make your body unhealthy. Try to work with your anger and desire, give them outward expression, and be gentle with yourself.



Jupiter

Jupiter and Saturn are sometimes called the "transpersonal planets."

This is Jupiter. His glyph looks like a "lucky 21."

Jupiter rules Sagittarius, and co-rules Pisces

Jupiter represents these energies and characteristics: The Higher Mind, Knowledge, Learning, Ethics and Morality, Philosophy, Exploration, Wisdom, Growth, Abundance, and Luck.

He takes 12 years to circle the zodiac.

Jupiter is considered the "higher octave" of Mercury. Mercury rules the thought process and how one takes in information. Jupiter rules how one assimilates that information into a world view and develops a philosophy and ethical viewpoint.

Jupiter circles the zodiac every 12 years. He was known to the ancients as the "greater benefic."

His placement in your chart indicates an area in your life where you might have: Abundance, A tendency to bite off more than you can chew, and Unrealistic expectations.

Where Jupiter is in your chart is where you have Faith, Optimism, and Good Luck

Jupiter rules these things and people:

Law and Law Enforcement, Publishing, Teachers, Mentors

Jupiter rules this part of the body: The Legs



Saturn

This is Saturn. His glyph looks like a lower-case "h" with a cross on the top.

Saturn rules Capricorn, and co-rules Aquarius

Where Jupiter is a benevolent provider, Saturn is a grumpy taskmaster. Saturn's place in the chart indicates where you have to work hard and take on a lot of responsibility. Hard work in this area will surely pay off, but gains come only through persistence and working within your limits.

Saturn's position can also indicate walls and limitations, and structures that we build to maintain the status quo. Fear and insecurity can keep you from taking responsibility for making needed changes in this area of your life. When you don't take responsibility for your life, your problems seem to have origins outside of your control. Life is much easier to bear when you own up

to your role in creating situations, both negative and positive, and this is Saturn's lesson.

Saturn completes a circle around the zodiac every 29 years. When you are between 27 and 29 years old, he returns to the place he was when you were born. This return brings an increase in responsibility and tests our maturity. Your Saturn return is one of life's major milestones.

Some Characteristics and qualities for Saturn are: Responsibility, Practical Concerns, Limitation, Restriction, Discipline, Inhibition, Fear, Selfishness, Tradition, Time, Permanence, Seriousness, Reality, Hard work, Career

The people and things Saturn represents are Older People, Authorities, and Corporations

Saturn rules the Skin, Bones, and Teeth

If Saturn is retrograde in your natal chart:

Saturn is limitation. With Saturn retro, you turn it in on yourself. The positive of Saturn is structure, discipline, responsibility. To use this to its best, give yourself these things without beating yourself up. Structure means structuring your work but also means taking time out to do things that make you happy.



Uranus

Uranus, Neptune and Pluto are planets that were discovered fairly recently. They move more slowly than the inner planets. They represent forces in place on a worldwide and longer-term level, and the way you experience the cultural influence of your time.

This is the glyph for Uranus. It looks like a capital "H" with a bell-clapper.

Uranus is the ruler of Aquarius.

Where Uranus is found in your chart, you have a need for independence, to march to the beat of your own drum. This gives you the gift of originality and opens you up to sudden flashes of truth. That is why Uranus is considered to indicate a potential for genius. Uranus in the chart also indicates a place

where you might be too rebellious for your own good, resulting in deviance, stubbornness, or hardheadedness.

Uranus circles the zodiac in 84 years. He spends approximately 7 years in each sign. Therefore, everyone born in the same 7-year period as you will have Uranus in the same sign as you.

The following qualities and characteristics describe Uranus: Sudden Change, Oscillation

Inspiration, Flashes of Truth, Eccentricity, Deviance, Originality, Rebellion, Need for Freedom, Humanitarianism

Uranus rules Chi, Electricity, Astrology, Computers, and Electronics

Uranus rules The Nervous System



Neptune

Planet of dreams, this is the glyph for Neptune. It looks like a trident.

Neptune is the ruler of Pisces.

Neptune is a symbol of the universal truth that all life is connected. In mythology, Neptune is the god of the sea; he has a dissolving influence on the area of life symbolized by the part of the chart he occupies. He dissolves boundaries and structures considered to be reality; therefore, reality and unreality are sometimes difficult to distinguish when he is strong in a chart. A desire to escape reality through fantasy or other means is common with Neptune.

It is this blurring of boundaries that is Neptune's greatest gift, however. A strong Neptune indicates a deep empathy and compassionate understanding of others.

Neptune in your chart also symbolizes imagination and artistic talent, as well as psychic ability.

Neptune circles the zodiac in 125 years. He spends about 10 years in each sign. Everyone born in the same 10-year period as you will have Neptune in the same sign.

Some characteristics and qualities for Neptune are: Spirituality, Intuition, ESP, Lies, Deception, Illusion, Art, Music, Theater, Film, Photography, Drugs, Alcohol and other means of avoiding Reality, Addictions.

Neptune rules:

Large Institutions, Oil and Petroleum Products, stringed instruments

Neptune rules the Feet.



Pluto

This is the modern glyph for Pluto. It looks like the letters "P" and "L" combined.



This is the traditional glyph for Pluto. You will probably see both symbols used to represent him, and both are correct.

Pluto rules the sign Scorpio.

Pluto's influence is subtle, yet very powerful. Pluto represents deep psychological processes that can drive one to control or gain power over some part of life. These drives are very dangerous when they remain unacknowledged, in the unconscious mind. When this drive is brought into the conscious mind where it can be understood and integrated into the personality, it indicates a healthy self-control and ability to heal others.

Pluto takes 250 years to complete a cycle. The time he spends in each sign varies, because his orbit is elliptical rather than circular. He spends between 12 and 30 years in a single sign.

Pluto's qualities and characteristics are: Extremes, Survival instincts, Healing, Cruelty, Manipulation, Guilt, Power, Reproduction, Regeneration, Destruction, Death and Rebirth, Transformation

Pluto rules Ants, the Government, and Nuclear Energy, and also the Bowels and Genitals.

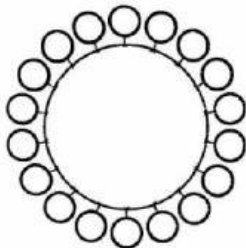
Astrology in Psionics

So by now you should have a basic grasp on astrology and its various concepts. Now we need to discuss ways to use its power in your Psionics work. Its actually very simple to use any of the astrological or planetary signs to harness their power. The key is in their symbology interpreted by our minds. All we really need is the planetary or astronomical symbol for tapping into their energy. Of course we must also have some knowledge about each symbols characteristics which you hopefully have by now.

Let's say you want to influence someone to fall in love with you. Start off by making a magnetron pattern for amplification, and a Psionic pattern drawing of your intended target. Now you could use any of the other Psionic tools you have learned about for creating specific energies that can influence your target more effectively.

Let's start out with an example so you can see how this works.

Start with the Magnetron pattern as your main amplifying unit.



Lay your Psionic pattern drawing of the intended target on the center of the Magnetron pattern.



X Now place the Runes symbol of Gibo on the center of the Magnetron since this Rune is helpful for finding a relationship and also brings good luck. I would recommend making the Rune **Pink** since that is the color of love, partnerships, romance and attraction.






Now meditate using a Moonstone and channel loving energy into it for at least 15 minutes. Simply put your desires and feelings into it mentally. Now place the moonstone on the center of the Magnetron. Remember the Moonstone is a lunar stone that has the ability to inspire and arouse tender passions, and it's good for new beginnings.



So let's say your female target is someone who might appreciate the qualities of a cancer such as being considerate, supportive, sensitive, and who is a homebody. Then you can simply add the power of the cancer by placing its symbol on the center of the Magnetron. Either of the cancer symbols will work just as well.



 *Now since Venus has the qualities of love and beauty; we will use it to add more energy to our procedure. Venus is like a lover and is the goddess of love. So now you can place the symbol of Venus on the center of the Magnetron pattern.*

Now the most important final step is to place a witness of yourself on the center of the Magnetron pattern. You can use a simple photo but I recommend using a photo and place some saliva on a small piece of paper and a few pieces of your hair and nail clippings can be wrapped up in the paper. This is a perfect witness sample to use in conjunction with your photo.

So now let's examine what we have here in our current setup.

Magnetron- Used for amplification

Psionic Pattern Drawing- Used to specify our target

Rune symbol Gibo- Used for finding a relationship

Pink colored Rune (above) - Used for love, romance, partnership, and attraction

Moonstone- Used to arouse tender passions and create new beginnings

Cancer sign- To project qualities of consideration, support, sensitivity, and a homebody

Venus sign- Used to energize with goddess of love and beauty

Your Witness sample- Used to accurately represent yourself

Now simply leave this arrangement and try not to think about it at all, especially don't think any negative thoughts or doubts about the process, just give it some time and let it work! Just remember to always be realistic about any kind of magical work. If you're trying to make Pamela Anderson fall in love with you then chances are its going to take a while but if you have a realistic target then the magic will slowly begin to take effect.

I suggest allowing this setup to stay in place for at least 2 weeks before expecting to see any results. The results may be very subtle and you may not even notice them at first but they will happen. Your intended target may start to have dreams about you being near her and they might eventually even turn erotic. She may start actually thinking about you during the day for no apparent reason. The point is that over time her resistance to the idea of you and her being together is slowly being worn down. She is being subtly programmed with the idea of being in love with you and that you may be the right person for her.

Of course this process can be used and repeated with virtually any area of your life from love to business and it's easy to do. Now you understand why I spent so much time explaining all the various tools of Psionics. These tools are very powerful and have been used by people since the dawn of mankind. Even today they are still being used by those with open minds to study them.

So now you're probably wondering how these Psionic tools actually work. Well even though we don't know precisely how they work, we do know a few things about it. These tools actually do carry energy signatures with them for certain characteristics. Using your pendulum you can test that out for yourself by asking the pendulum if a Moonstone can help bring a relationship

to you while holding the pendulum over a moonstone. It will say “yes” every time.

So the various Psionic tools have certain energy signatures and can be used to create a magical influence. The other thing that makes them work is the association that has been created in your mind that logical center that agrees it should probably work if it has for other people. This assuredness actually helps to strengthen the connection with the tool and greatly influences its success. Therefore you **MUST** have a positive attitude and **TRULY BELIEVE** that it will work! Some people can do this easily and others will have to struggle. Usually those who have highly analytical minds have the hardest time of all because they are always thinking and wondering and questioning. That’s why I said before that once your Psionic procedure is activated you **MUST** try not to think about it or question it. You must have complete faith in its assured success. Does this concept sound familiar to you at all? It is very similar to the power of prayer. Scientists have done numerous tests using prayer to observe its effects on sick hospital patients. Various test subjects and patients were used of both religious and non-religious nature. The results show conclusively that the power of prayer was **REAL!** But the really interesting thing they discovered was that worked very well for the believers who prayed and that the patients beliefs had very little outcome on the results. Therefore you must believe in yourself and your own power to create change!

Now I suggest you try out a few more Psionic procedures and tools so you can become familiar with them all. You can of course easily combine Radionics with Psionics to get even better results.

All you really need to do is place the witness (Psionic pattern drawing) of your intended target on the witness well of your machine and then take a rate on the machine for your target. This should be a good rate when the Psionic pattern drawing is used. Now simply place all the Psionic tools from the last procedure onto the output plate of the Radionics machine. The various Psionic energies will be sent directly to your intended target.

Now you can see that the Radionics machine is not really even necessary at all. The same results can be achieved by simply using Psionics alone.

Although combining Radionics and Psionics is a step forward because of the simplicity and ease of use.

Other Psionic Tools

There are countless other Psionic tools that can be used in any combination you like. I cannot include details about all of them because it would be too much information to include here. Therefore I am mentioning some of them here so that you can look into them if you are interested in learning more. The Psionic tools that I have mentioned so far are more than adequate for performing powerful Psionic magic.

- **Herbs-** Herbs also contain special magical qualities similar to stones and crystals. There are literally hundreds of different ones and they have very specific energies that can be used in Psionics.
- **Essential Oils-** Like herbs and gemstones, essential oils also have specific magical energies that can be used to increase the power of any Psionic work.
- **Numerology-** Numerology is the study of numbers relating to either your name or birth date and can reveal certain qualities about yourself and also provide magical focus for any Psionic work.
- **Magic Squares-** These are used in a way similar to numerology but can be designed specifically for any magical task and are easy to work with once you have a basic understanding.
- **Crop Circles-** Whether crop circles are created by aliens, other dimensional beings or even by nature is irrelevant. The point is that they exhibit forms of sacred geometry and Psionic powers. The magnetron pattern was recreated in a crop circle as were nearly all the sacred Psionic patterns. Of course there are many more each year and they provide specific energy and characteristics to any magical work.
- **God and Angelic Seals-** This category covers all seals of angelic and godlike being both good and evil. The Lesser Key of Solomon is a great place to begin researching these seals. They are perhaps one of the most powerful Psionic tools available if used properly but they can be


dangerous if you are foolish with them. I have included the Lesser Key of Solomon in your order as a pdf file to be studied.

- **Talismans and Amulets-** You already have the basic knowledge of talismans and amulets but of course there is more to it to still learn. It is possible to create any talisman or amulet using Psionic tools such as gemstones, colors, and Psionic patterns that can help you to attract or repel certain things like love, negativity, good luck or bad luck.

Building Radionics, Psionic & Orgone Devices

Build a Radionics Machine

Hopefully by now you should have a good understanding of basic Radionics and how it works. That knowledge will aid you greatly in this next step of building the actual machine.



This machine was designed in a way to keep its construction as simple as possible so that it can be built by anyone. Therefore I decided to use poster board for its construction since it's much easier to work with than wood or metal. In fact no power tools are even needed except for a soldering iron which can be purchased at radio shack for around \$7 if you don't already have one.

The other nice thing about this design is that it can be folded flat and easily packed into a small box or suitcase for easy transport. I thought this would be a nice feature since many of the other Radionics machines are so big and bulky without any good reason. This machine is very simple and easy to build and operate but yet it has all the important features necessary from a standard Radionics machine.

Materials needed:

- (1) 36" x 24" x .25" Poster board (Wal-Mart)
- (1) Roll of aluminum foil (the thicker type is better)
- (3) Large knobs (radio shack # 274-402)
- (5) Small knobs (radio shack # 274-415)
- (8) 10uf capacitors (radio shack # 272-1025)
- (8) 5k ohm potentiometers (radio shack # 271-1714)
- (1) Roll solid hook up wire (radio shack # 278-1215)
- Metal foil tape (typically used for sealing ventilation ducts)

Tools needed:

- (1) Razor knife for cutting
- (1) Pair of good scissors
- (1) Wire cutters
- (1) Wire strippers
- (1) Soldering iron
- (1) Ruler or yardstick
- (1) Pair of needle nose pliers
- (1) Soldering iron (radio shack # 64-2070)
- (1) Roll of solder (radio shack # 64-005)

Procedure

Prepare the poster board by measuring out and drawing the dimensions of the Radionics machine onto it as shown. Use pencil in case you make any mistakes.

After you have drawn the pattern onto the poster board you are ready to cut it out. To do this you will need to use the razor knife to carefully cut along the lines you have drawn. Begin by cutting along the outer lines first so you can remove the machine from the poster board. This will make it easier to work with.

Now observe the areas with the dotted lines in the Radionics machine pattern. These dotted lines need to be cut but only from 1 side as shown. This is because after its cut we will bend the poster board so that it makes a movable flap from the cut.

Use the razor knife to carefully cut along the dotted lines but only go through the top half and be very careful not to cut too deep, if you do then it will be ruined and you will need to start over.

After you have finished cutting out the machines shape you are ready to mark the holes for all the potentiometers. Use the drawing provided and measure off all the holes to be made and make a mark at their respective centers.

Now you can punch the holes by using a sharp pencil or screwdriver. Bore out the hole so that the potentiometer shaft can fit into the hole nice and snug. You will have to cut away some of the excess material from the holes so it doesn't interfere with the potentiometer shaft.

Now notice that each potentiometer has a small peg near the shaft that sticks straight up. This peg is used to prevent the potentiometer from slipping when it's turned. You will need to make a small hole in the machine so that this peg can be inserted. The best way to do this is to place the potentiometer into its hole and observe where the peg is pushing against the poster board. Mark this spot with a pencil and remove the potentiometer. Now punch a small hole where your mark is but only go through one layer of the poster board. This will allow the peg to be inserted into the hole for proper mounting.

Be sure to punch the holes for all the potentiometers and their pegs into the poster board. After that you are ready to mount the potentiometers.

Insert a potentiometer into its hole and line up its peg. Push it into the hole so that the threads stick through the other side of the poster board. Use a pair of needle nose pliers to screw the nut onto the potentiometer threads. It's a little tricky to get it started but then it will go on easily. Tighten the nut onto the potentiometer shaft so that its snug and the potentiometer will not slip when the shaft is rotated. Be careful not to over tighten the nut or you can damage the poster board.

Mount all the remaining potentiometers into the holes. Remember to allow their pegs to be inserted into the corresponding holes and to not over tighten the potentiometer nuts.

Now you're ready to work on the witness well and the output plate. Tear a long piece of metal foil tape and cut it into smaller squares to completely cover each of the poster board plates. Try not to leave any sharp edges since foil tape can give nasty paper cuts.

Wiring the machine

Now you're ready to do the wiring on the back side of the machine. Start by cutting a piece of solid hook up wire about 12 inches long. You can start by stripping the end of the insulation off the wire using the wire strippers. Now you're ready to solder it to the potentiometer.

If you have never soldered before don't worry, it very simple to do. Just remember that the tip of the soldering is over 500 degrees Fahrenheit so it **WILL BURN YOU** if you're not careful. Plug in the soldering iron and allow it to heat up for at least 3 minutes. Now insert the wire that you stripped into the hole of the first potentiometers center leg. Position it so it will stay in place long enough for you to solder it.

Carefully place the tip of the soldering iron in contact with the center leg of the potentiometer. This will cause it to heat up in a few seconds. Now use a piece of solder and touch it to the contact point where the soldering tip meets the potentiometer leg. The solder will melt and flow around the leg. Apply

enough solder so that the point where the wire touches the potentiometer leg is completely in contact with solder. Now remove the soldering iron and allow the wire to cool for a minute. Now the wire should be tightly secured to the potentiometers center leg with solder.

See how easy that was. Now cut the other end of the wire so that it reaches to the next potentiometers center leg. Strip this end of insulation off the wire as you did before and solder it to the next potentiometer.

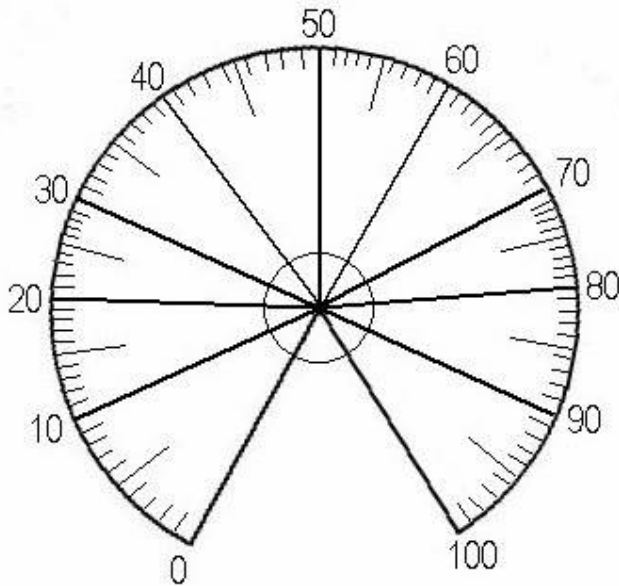
Continue doing this until all the potentiometer center legs are connected as shown in the diagram.

Now you will need to wire the two metal foil plates into the circuit. Start by punching a small hole in the top of each plate using a sharp pencil or small screwdriver. This is to allow the wire to be pushed up through the hole.

Strip the end off a piece of wire and push the wire up through the hole in the plate. Use a piece of metal foil tape to tape the wire to the foil plate and hold it into place. Do the same with the other plate.

Now take the other end of the wire and cut it to the proper length and connect it into the circuit as shown and solder it in place.

Now the final step of wiring is to connect the capacitors to the potentiometers. Each capacitor connects to the two outer legs of each potentiometer as shown in the diagrams. Insert the capacitor wires into the holes in the outer potentiometer legs. Solder them into place on all the potentiometers. The wiring is now completed.



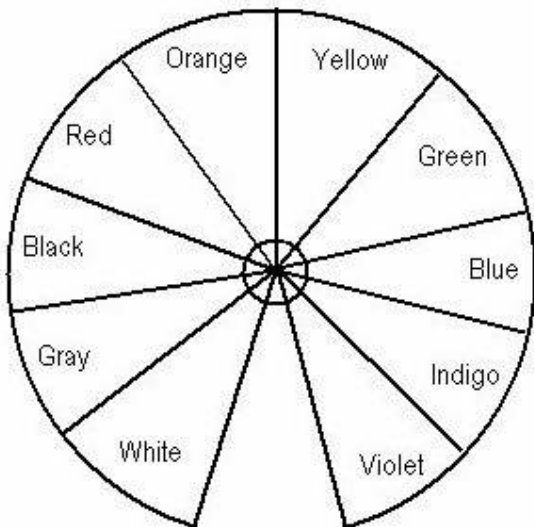
Labels

Each of the 3 upper potentiometers will need to be labeled. This is because each of them is to be used for a specific purpose and they each require their corresponding label to function properly. Each of the required labels are included with this package as graphic images that you can print out easily or they can even be hand drawn onto the machine and colored with markers. Even if you print out the labels you still need to

color in the color dial label.

Intensity Dial

This is the upper center dial and it's used to measure the intensity of a target. For this you will need the intensity label below. You can print it out onto a sticker and then cut it out with scissors. After you have cut it out you will need to cut the smaller hole in the center to fit over the potentiometer shaft. Simply peel off the sticky back and place it over the center potentiometer shaft.

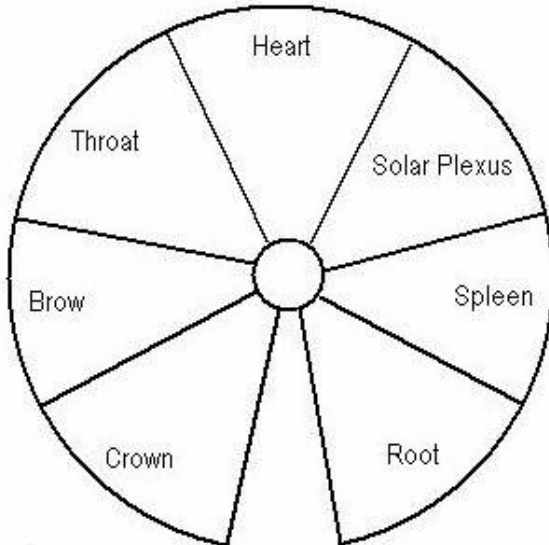


Color Dial

The color dial is used to insert color into the circuit to make the machine perform better.

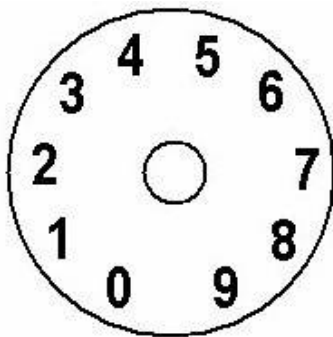
You will need to print out the color dial sticker and cut it out with scissors. After you have cut it out you will need to cut the smaller hole in the center to fit over the potentiometer shaft. Simply peel off the sticky back and place it over the center potentiometer shaft. Now you will

need some color markers to color in each section with its corresponding color.



Chakra Dial

The charka dial is used for sending and receiving energy at specific points of the energy body of an individual. For this you will need the Chakra Dial label below. You can print it out onto a sticker and then cut it out with scissors. After you have cut it out you will need to cut the smaller hole in the center to fit over the potentiometer shaft. Simply peel off the sticky back and place it over the center potentiometer shaft.



Rate Dials

The rate dials us a basic 0-9 number scale label as shown below. You can print it out onto a sticker and then cut it out with scissors. After you have cut it out you will need to cut the smaller hole in the center to fit over the potentiometer shaft. Simply peel off the sticky back and place it over the center potentiometer shaft. You will of course need 5 of these to be placed over each potentiometer.

Some Radionic books will tell you to record any rates you take into a special rate book so you can easily use them again later without having to recheck the rates again. I completely disagree with this concept for 2 main reasons.

The first reason is that its very good practice for you to tune the machine each and every time instead of relying on a previously obtained rate. This will greatly improve your ability and confidence in using the machine.

The second reason is that I have found most of the rates do not always stay exactly the same. This is because everything changes with time and therefore

its rate also changes. Because of this it is necessary to check the rate each and every time you use your machine. In healing work it's even a good idea to recheck the rate every few days because as the healing begins, the healing rate usually changes slightly throughout the process.

The only rates that I recommend you even bother recording are the rates of elements or compounds such as gold, silver, salt etc.. This is because these rates will not change but there is no sense in me giving them to you because the rates will vary slightly with each machine. The reason for this is due to the slight variations present in each machine, no 2 are exactly alike from a Radionics point of view.

Back Brace

You will need a brace on the back side of your machine to allow it to stand up. Cut a piece of poster board inches long by inches wide. This will be the back brace. Now use some tape to attach the brace as shown to the back of the machine. This will allow the machine to stand up so you can perform magical work.

Knobs

Now the final step is to install all the various knobs onto the machine. The 5 potentiometers along the bottom will use the 5 small knobs. Start with those by first turning all the potentiometers all the way counter clockwise. Then place the knob onto the shaft. There is a small set screw on each knob that is used to tighten the knob into place onto the shaft. Using a small screwdriver tighten the set screw for each knob so that the knobs are securely mounted to each shaft.

Keep in mind as your mounting the knobs that each one needs to be aligned properly. You will need to adjust each knob slightly so that the white mark on each knob lines up with the starting point of each label. This is easily done by loosening each set screw and turning the knob slightly until they are lined up. After that you can tighten the set screw again.

Building Radionics, Psionic & Orgone Devices

Build an Orgone Accumulator

Now you will learn how to construct an Orgone accumulator, also known as a life force generator. It is very useful in Radionics and magical work for charging objects with life force energy such as talismans and amulets.

The Orgone accumulator is made from a cardboard treasure chest available from Wal-Mart. Cardboard is an excellent material for Orgone accumulators and is easy to work with. When it is completed any object placed inside will be charged with Orgone life energy.



Materials needed:

- Card board treasure chest (Wal-Mart, craft section)
- Roll of aluminum foil (heavy type)
- (20) Sheets of blank paper
- (1) Roll of scotch tape

Procedure:

Start by observing the Orgone image. Layers of foil and paper are installed inside the walls of the box. The layers are composed of foil and paper on top of each other and are alternated, one layer of paper, a layer of foil and then repeat. There should be approximately 20 layers total for each section of the accumulator.

Start by cutting the foil and paper for the inside bottom of the Orgone accumulator, the paper goes in first and then foil on top and then continue until you have 20 layers. After you have 20 layers you can remove them all and tape the edges with scotch tape to help hold them together. Then insert this section back into the Orgone accumulator so it is touching the inside bottom. This section is now completed.

Now you need to do the same with the upper lid. First cut out all 20 layers of foil and paper and stack them up with alternating layers of foil and paper. Then use the scotch tape to tape the edges of this section. Now you can insert it into the upper lid of the treasure chest. The paper side should point towards the upper lid and the metal foil should always be pointing to the inside of the box. This is true for all the sections. Metal foil side should always point to the center of the box.

Now continue and cut all 4 sides and insert them into the box. You can use some scotch tape to hold the various sections into place if necessary.

You can paint the outside of the box if you like but it's not necessary. I covered mine with wall paper to give it a wooden look. If you wish to do the same you can buy this paper at Wal-Mart. It is typically used on the inside of silverware drawers to make them look more attractive. It has a peel off sticky back and is easy to use.

Building Radionics, Psionic & Orgone Devices

Build a Psionic Hat

The next item you need to build is the Psionic Hat. It is used to increase the users psychic output and to offer fine tuning capabilities of the Radionics equipment. It has 3 potentiometers mounted on it for fine tuning and it contains a Psionic magnetron pattern for amplification.



The Psionic hat is modeled after the Psionic helmet designed by Charles Cosimano. He claimed that it increased psychic output by around 10%. I have used the Psionic helmet before and found it easy to use. Even though it only boosts psychic power by 10%, it's all the little benefits that add up to a large benefit in the end regarding this equipment.

I found Cosimano's helmet too big and cumbersome to wear and so I designed a more modernized version called the Psionic hat. It does essentially the same thing but has some improvements. I have also mounted a magnetron

amplifying pattern to the top and wired it to the internal contact foil. This magnetron pattern energizes your crown charka with additional power.

The hat also has 8 magnets attached to its inside. This is known to also slightly increase a persons psychic output.

Materials needed:

- 1 Red baseball cap (Wal-Mart)
- 1 strip magnet roll (Wal-Mart)
- 1 5 inch diameter circle of poster board
- 1 5 inch diameter foil circle
- 3 potentiometers, 5k ohms (radio shack # 271-1714)
- 8 feet of red hook up wire
- 2 alligator clips (radio shack # 270-380)
- 1 2 inch diameter foil circle
- 1 6-32 bolt 1 inch long (Wal-Mart)
- 2 6-32 nuts (Wal-Mart)
- 3 10uf capacitors (radio shack # 272-1025)
- 3 small knobs (radio shack# 274-415)
- 2 #6 flat washers (Wal-Mart)

Tools needed:

- Soldering iron
- Flathead small screwdriver
- Pliers
- Wire cutters
- Wire strippers
- Black marker
- Sharp scissors
- Hot glue gun

Procedure:

The first step is to install the strip magnets inside the hat. To do this you first need to cut 8 pieces of the magnets into $\frac{3}{4}$ " sections using scissors. The magnets have sticky backs that peel away but I have found that they don't stick very well so I use a hot glue gun instead. Notice the drawing below for details of where to place the magnets. Essentially there are 4 strips positioned front, back, left, and right. These strips are aligned side to side and glued into

place using the hot glue gun. The other 4 sections are placed in between each of the other 4 magnets except that these 4 are positioned up and down and glued into place. Be sure to let the glue dry completely and BE CAREFUL of the hot glue.

Now were ready to mark 3 holes on the brim of the hat to mount the potentiometers. Mark them with the black marker. Now you need to punch these holes in the brim of the hat. I suggest using a hand drill if you have one. If you don't have a drill then you can use a pair of scissors but BE VERY CAREFUL! DO NOT CUT YOURSELF! Carefully punch the hole and bore it out a bit with the scissors. Do this until the potentiometer shaft fits through the brim. Of course as you will remember from building the Radionics machine, the potentiometers have a small peg that also needs a hole to mount. Insert the potentiometer into the hole with its 3 legs facing to the front of the hat. Mark the point where the metal peg touches the brim and remove the potentiometer. Now punch a small hole for the peg using a drill or scissors. Again be very careful with the scissors, it's very easy to cut yourself because the brim is difficult to push through. Make the holes for all 3 potentiometers and all 3 pegs.

Now you're ready to mount the potentiometers onto the brim of the hat. Push one of them up through the hole and line up the peg into its corresponding hole. Use the nut and screw it onto the shaft from above. It's a little tricky since the brim is so thick but it's easier when you use the pliers to hold the nut. Mount all 3 potentiometers into the holes and tighten down the nuts.

You can now mount the 3 small knobs onto the potentiometer shafts. You will notice that we don't use any numbered labels for the Psionic hat as we did with the Radionics machine. Well there are several reasons why we don't use them, mainly because it's impossible to see the numbered labels with the hat on your head. That makes the numbers pretty useless. The other reason is that the Psionic hat is primarily used for fine tuning and so it's better to manually tune it each time you take a rate.

Make the magnetron pattern by drawing it onto the 5 inch poster board circle using a black marker. It doesn't have to be perfect as long as it looks like a big circle surrounded by 8 smaller circles and connected by short lines as shown in the image. Now we need to attach the 5 inch foil circle to the

bottom of the magnetron pattern. This is done by using scotch tape and forming it into a loop with the sticky side out and placing it on the foil. Do this with 4 or 5 pieces and then sandwich the 2 parts together.

Now you need to modify the hat so we can mount the magnetron to the top of it. To do this you will need to use the wire cutters and pliers and cut off the grommet at the top of the hat. It's a little tricky to do but not impossible. Under the first layer you will see a metal piece with little tabs that hold it in place. Either cut or bend these tabs and then you can pull this piece off completely.

We're now ready to mount the magnetron to the top of the hat. First punch a small hole in the center of the magnetron using a small screwdriver or the scissors. This is for the bolt to pass through. Now make a similar hole in the top of the hat and in the center of the 2 inch foil circle.

Now place one of the flat washers on the bolt and insert the bolt into the hole of the 2 inch foil circle. Then push the bolt up through the top of the hat so it protrudes out the top. Now push the bolt up through the magnetron so that the magnetron pattern is on top of the hat. Place the other flat washer on the bolt and then the nut. Tighten the nut slightly with your fingers. Don't tighten the nut all the way yet.

We're now ready to do the electrical wiring for the Psionic hat. Start with the 3 capacitors. Insert the legs of a capacitor into the 2 outer legs of one of the potentiometers. Use the soldering iron to apply solder and fuse these connections with solder. DO the same with all 3 capacitors.

Locate your hook up wire and cut it into 3 equal lengths of 8 inches. Strip both ends of each wire using the wire strippers. Now place a stripped end of a wire into the center leg of a potentiometer. Solder it into place and then do the same with the other 2 wires.

Now you will need to punch another 3 holes into the brim of the hat for the 3 wires to pass through as shown. Feed the wires through the holes and then feed them back through one of the air vent holes near the top of the hat as shown.

The wires can now be connected to the head of the bolt on the inside of the hat. Loosen the nut a little and wrap the bare ends of the 3 wires together and then hook them under the flat washer. Use a screw driver and pliers to tighten the bolt enough so that it holds the wires into place firmly.

The last thing remaining is to make a connecting cable for the Psionic hat. Cut a piece of hook up wire to about 6 foot length and strip both ends with the wire strippers. Now you need to insert one end into an alligator clip and solder it into place. Do the same with the other end as shown. This cable is used to clip to the top bolt of the hat and the other end connects to the rubbing plate of the Radionics machine.



How to use the Equipment:

I strongly suggest you study the bonus ebook: "Radionics Spell Book" carefully. It contains many various setups for using the equipment for things such as: Remote viewing, mind control, astral projection, healing and more

Enjoy your new magical equipment