

*The Diels–Alder Reaction: Selected Practical Methods*  
Edited by Francesco Fringuelli and Aldo Taticchi  
Copyright © 2002 John Wiley & Sons, Ltd  
ISBNs: 0-471-80343-X (Hardback); 0-470-84581-3 (Electronic)

---

# The Diels–Alder Reaction

---



*The Diels–Alder Reaction: Selected Practical Methods*  
Edited by Francesco Fringuelli and Aldo Taticchi  
Copyright © 2002 John Wiley & Sons, Ltd  
ISBNs: 0-471-80343-X (Hardback); 0-470-84581-3 (Electronic)

---

# The Diels–Alder Reaction Selected Practical Methods

---

**Francesco Fringuelli**

*Università degli Studi di Perugia, Italy*

**Aldo Taticchi**

*Università degli Studi di Perugia, Italy*



JOHN WILEY & SONS, LTD

*The Diels–Alder Reaction: Selected Practical Methods*

Edited by Francesco Fringuelli and Aldo Taticchi

Copyright © 2002 John Wiley & Sons, Ltd

ISBNs: 0-471-80343-X (Hardback); 0-470-84581-3 (Electronic)

Copyright © 2002 John Wiley & Sons, Ltd

Baffins Lane, Chichester,  
West Sussex, PO19 1UD, England

National 01243 779777  
International (+44) 1243 779777

e-mail (for orders and customer service enquiries): [cs-books@wiley.co.uk](mailto:cs-books@wiley.co.uk)

Visit our Home Page on <http://www.wiley.co.uk> or <http://www.wiley.com>

All Rights Reserved. No part of this publication may be reproduced, stored in a retrieval system, or transmitted, in any form or by any means, electronic, mechanical, photocopying, recording, scanning or otherwise, except under the terms of the Copyright Designs and Patents Act 1988 or under the terms of a licence issued by the Copyright Licensing Agency Ltd, 90 Tottenham Court Road, London W1P 0LP, UK, without the permission in writing of the Publisher.

*Other Wiley Editorial Offices*

John Wiley & Sons, Inc., 605 Third Avenue,  
New York, NY 10158-0012, USA

WILEY-VCH Verlag GmbH  
Pappelallee 3, D-69469 Weinheim, Germany

John Wiley & Sons Australia, Ltd  
33 Park Road, Milton, Queensland 4064, Australia

John Wiley & Sons (Canada) Ltd, 22 Worcester Road  
Rexdale, Ontario, M9W 1L1, Canada

John Wiley & Sons (Asia) Pte Ltd, 2 Clementi Loop #02-01,  
Jin Xing Distripark, Singapore 129809

***Library of Congress Cataloging-in-Publication Data***

Fringuelli, Francesco.

The Diels Alder reaction: selected practical methods / Francesco Fringuelli, Aldo Taticchi.  
p. cm.

Includes bibliographical references and index.

ISBN 0-471-80343-X (acid-free paper)

1. Diels-Alder reaction. I. Taticchi, Aldo. II. Title.

QD281.R5 F75 2002

547/.2—dc21

2001024910

***British Library Cataloguing in Publication Data***

A catalogue record for this book is available from the British Library

ISBN 0-471-80343-X

Typeset in 10/12pt Times by Kolam Information Services Pvt. Ltd, Pondicherry, India.

Printed and bound in Great Britain by Biddles Ltd, Guildford, Surrey.

This book is printed on acid-free paper responsibly manufactured from sustainable forestry, in which at least two trees are planted for each one used for paper production.

*to our wives*



# Contents

<b>Preface</b>	<b>xi</b>
<b>Abbreviations and Acronyms</b>	<b>xiii</b>
<b>1 Diels–Alder Reaction: General Remarks</b>	<b>1</b>
1.1 Introduction	1
1.2 Diene and Dienophile	3
1.3 Pericyclic Diels–Alder Reaction	4
1.4 Ionic and Radical Diels–Alder Reactions	5
1.5 Regiochemistry	10
1.6 Stereochemistry	12
1.7 Retro Diels–Alder Reaction	15
1.8 <i>Homo</i> -Diels–Alder Reaction	18
1.9 Multiple Diels–Alder Reaction	20
1.10 Theory	22
1.10.1 Reactivity and Substituent Effects	22
1.10.2 Regioselectivity	23
1.10.3 Stereoselectivity	24
References	25
<b>2 Thermal Diels–Alder Reaction</b>	<b>29</b>
2.1 Introduction	29
2.2 Carbon Diels–Alder Reactions	29
2.2.1 Open-Chain Dienes	29
2.2.2 Cyclopentadienes and Cyclohexadienes	37
2.2.3 Heterocyclic Dienes	40
2.2.4 Outer-Ring Dienes	43
2.2.5 Inner-Outer-Ring Dienes	49
2.2.6 Across-Ring Dienes	64
2.3 <i>Hetero</i> -Diels–Alder Reactions	66
2.3.1 Heterodienes	66
2.3.2 Heterodienophiles	70
2.4 Intramolecular Diels–Alder Reaction	74
2.5 Outlined Diels–Alder Reactions	83
References	92

<b>3 Lewis-Acid Catalyzed Diels–Alder Reaction</b>	<b>99</b>
3.1 Introduction	99
3.2 Carbon Diels–Alder Reaction	100
3.2.1 Cycloadditions of Cycloalkenones	100
3.2.2 Heterocyclic Dienophiles	106
3.2.3 Rare Earth Metals and Scandium Triflates	108
3.2.4 Bulky Lewis Acids	110
3.2.5 Heterocyclic Dienes	110
3.2.6 Sulfinyl Group Containing Dienes and Dienophiles	112
3.2.7 Transition Metal-Based Catalysts	114
3.2.8 Heterogeneous Catalysis	115
3.2.9 Chiral Catalysts	116
3.3 <i>Hetero</i> -Diels–Alder Reaction	122
3.3.1 Normal Diels–Alder Reactions. Synthesis of Pyrones and Thiopyrans	122
3.3.2 Inverse Diels–Alder Reactions. Synthesis of Pyranes	123
3.3.3 Pyrones and Triazines as Dienes	126
3.4 <i>Homo</i> -Diels–Alder Reaction	126
3.5 Cationic Diels–Alder Reaction	128
3.6 Outlined Diels–Alder Reactions	130
References	138
<b>4 Diels–Alder Reaction Facilitated by Special Physical and Chemical Methods</b>	<b>143</b>
4.1 Solid-Phase Diels–Alder Reaction	143
4.1.1 Inorganic Solid-Surface Promoted Diels–Alder Reaction	143
4.1.2 Diels–Alder Reaction Using Resin-Anchored Reagents	149
4.2 Ultrasound-Assisted Diels–Alder Reaction	154
4.3 Microwave-Assisted Diels–Alder Reaction	158
4.4 Photo-Induced Diels–Alder Reaction	163
4.5 Diels–Alder Reaction in Molecular Cavities	170
4.6 Micelle-Promoted Diels–Alder Reaction	174
4.6.1 Diels–Alder Reactions of Surfactant Reagents	174
4.6.2 Micellar Catalysis	176
4.7 Biocatalyst-Promoted Diels–Alder Reaction	180
4.7.1 Proteins and Enzymes Catalysis	180
4.7.2 Antibody Catalysis	183
4.8 Brønsted Acid-Catalyzed Diels–Alder Reaction	185
4.9 Miscellaneous Diels–Alder Reactions	190
4.10 Outlined Diels–Alder Reactions	194
References	200



<b>5 High Pressure Diels–Alder Reaction</b>	<b>205</b>
5.1 Introduction	205
5.2 Open-Chain Dienes	208
5.2.1 Cycloadditions with Carbodienophiles	208
5.2.2 Cycloadditions with Heterodienophiles	213
5.3 Outer-Ring Dienes	217
5.4 Inner-Outer-Ring Dienes	219
5.5 Inner-Ring Dienes	223
5.5.1 Cyclopentadienes and Cyclohexadienes	223
5.5.2 Tropones as Dienes	226
5.5.3 Furans and Thiophenes	229
5.5.4 Pyrones and Pyridones	234
5.6 Outlined Diels–Alder Reactions	237
References	246
<b>6 Diels–Alder Reaction in Unconventional Reaction Media</b>	<b>251</b>
6.1 Diels–Alder Reaction in Aqueous Medium	251
6.1.1 Uncatalyzed Diels–Alder Reaction	252
6.1.2 Catalyzed Diels–Alder Reaction	261
6.2 Diels–Alder Reaction in Non-Aqueous Polar Systems	268
6.2.1 Lithium Perchlorate–Diethyl Ether	268
6.2.2 Lithium Perchlorate–Nitromethane	273
6.2.3 Lithium Trifluoromethanesulfonimide in Acetone or Diethyl Ether	274
6.2.4 <i>para</i> -Chlorophenol and Ethylene Glycol	276
6.2.5 Ionic Liquids	278
6.3 Diels–Alder Reaction in Microemulsion	280
6.4 Diels–Alder Reaction in Supercritical Fluids	284
6.4.1 Diels–Alder Reaction in Supercritical Water	285
6.4.2 Diels–Alder Reaction in Supercritical Carbon Dioxide	286
6.5 Outlined Diels–Alder Reactions	289
References	297
<b>7 Diels–Alder Reaction Compilation</b>	<b>301</b>
7.1 Compilation	301
7.2 Keyword Index (Chapter 7)	325
<b>Subject Index</b>	<b>331</b>



# Preface

---

The Diels–Alder reaction, probably the most widely used methodology in organic synthesis today, has contributed greatly to the development of mechanistic and theoretical chemistry. The recent discovery of a Diels–Alderase enzyme has provided insights into the mechanism of biosynthetic cycloaddition.

As a follow-up to our book *Dienes in the Diels–Alder Reaction* (1990) and in light of our personal experience as well as the reviews and books that have been published on this topic to date, we decided that a book collecting and describing the experimental methods that have been developed to perform the Diels–Alder reaction would be a useful tool for researchers working in organic synthesis.

The first chapter presents the general aspects of the reaction; Chapters 2–6 illustrate the various methods and their applications in organic synthesis. At the end of each chapter a list of graphically abstracted Diels–Alder reactions is presented to show selected synthetic applications of the specific methodology. The discussion of the various topics is not exhaustive because our aim has been to emphasize the synthetic potential of each method. Chapter 7 reports a list of books, reviews, monographs and symposia proceedings which have appeared since 1990 and an index of keywords to help the reader find a particular paper of interest.

The book is directed toward undergraduate and graduate level students, as well as to academic and industrial researchers working in organic synthesis.

We are grateful to Drs Assunta Marrocchi, Oriana Piermatti and Luigi Vaccaro for their assistance with the drawings.

**Francesco Fringuelli**  
**Aldo Taticchi**



# Abbreviations and Acronyms

---

Ac	acetyl
acac	acetylacetonate
AIBN	2,2'-azobisisobutyronitrile
Ar	aryl
9-BBN	9-borabicyclo-[3.3.1]-nonyl
BINOL	1,1'-bi-2-naphthol
BLA	Brønsted Lewis acid
BMIM	1-butyl-3-methylimidazolium cation
Bn	benzyl
BOM	benzyloxymethyl
BP	N-1-butylpyridinium cation
Bu	<i>n</i> -butyl
<i>i</i> -Bu	<i>iso</i> -butyl
<i>t</i> -Bu	<i>tert</i> -butyl
Bz	benzoyl
CAB	chiral acyloxyborane
CAN	ceric ammonium nitrate
Cat	catalyst
Cat*	chiral catalyst
CBZ or Cbz	benzyloxycarbonyl or carbobenzyloxy
COD	cyclooctadiene
Cp	cyclopentadienyl
CSA	camphorsulfonic acid
CTAB	cetyltrimethylammonium bromide
Cy	cyclohexyl
DBU	1,8-diazabicyclo-[5.4.0]-undec-7-ene
DCM	dichloromethane
DDQ	2,3-dichloro-5,6-dicyano-1,4-benzoquinone
de	diastereoisomeric excess
DIEA	diisopropylethylamine
DIPHOS	bis-(1,2-diphenylphosphino)-ethane
DMAD	dimethyl acetylenedicarboxylate
DMF	dimethyl formamide
DMI	1,2-dimethylimidazole
DPP	2,6-diphenylpyridine

dppe	2-(diphenylphosphino)ethyl
dppp	1,3-bis(diphenylphosphino) propane
DS	dodecyl sulfate
DTBMP	2,6-di- <i>t</i> -butyl-4-methylpyridine
DTBP	2,6-di- <i>t</i> -butylpyridine
E	CO <sub>2</sub> Me if not otherwise specified
EDDA	ethylene diammonium diacetate
ee	enantiomeric excess
EG	ethylene glycol
EGA	electrogenerated acid
EMIM	1-ethyl-3-methylimidazolium cation
FMO	frontier molecular orbital
Fu	furyl
HMPA	hexamethylphosphoramide
HOMO	highest occupied molecular orbital
HP	high pressure
HSVM	high-speed vibration milling
HTBA	hexadecyltrimethylammonium bromide
IP	incident power
IPB	isopropylbenzene
LASC	Lewis-acid surfactant combined catalyst
LDA	lithium diisopropylamide
Ln	lanthanides
LP-DE	lithium perchlorate-diethyl ether
LP-NM	lithium perchlorate-nitromethane
LT-AC	lithiumtrifluoromethanesulfonamide-acetone
LT-DE	lithiumtrifluoromethanesulfonamide-diethylether
LUMO	lowest occupied molecular orbital
MABR	methylaluminum-bis-(4-bromo-2,6-di- <i>tert</i> -butylphenoxide)
MAD	methylaluminum-bis-(4-methyl-2,6-di- <i>tert</i> -butylphenoxide)
Men	menthyl
MeOSMT	methoxytrimethylsilane
MO	molecular orbital
MOM	methoxymethyl
MPM or PMB	<i>p</i> -methoxybenzyl or <i>p</i> -methoxyphenyl-methyl
MS	molecular sieves
MW	microwave
NBS	N-bromosuccinimide

NMI	1-methylimidazole
NPM	N-phenylmaleimide
PCP	<i>p</i> -chlorophenol
Ph	phenyl
PMB or MPM	<i>p</i> -methoxybenzyl or <i>p</i> -methoxyphenyl- methyl
Pr	<i>n</i> -propyl
<i>i</i> -Pr	<i>iso</i> -propyl
PS-DES	polystyrene diethylsilane
Py	pyridil
Rfx	reflux
rt	room temperature
SBT or TBS or SMDBT or TBDMS	<i>t</i> -butyldimethylsilyl
SCF	supercritical fluid
SDS	sodium dodecyl sulfate
SMDBT or TBDMS or SBT or TBS	<i>t</i> -butyldimethylsilyl
SMT or TMS	trimethylsilyl
SPDBT or TBDPS	<i>t</i> -butyldiphenylsilyl
SPT or TPS	triphenylsilyl
TADDOL	$\alpha, \alpha', \alpha', \alpha'$ -tetraaryl-1,3-dioxolane-2- dimethyl-4,5-dimethanol
TBAF	tetra- <i>n</i> -butylammonium fluoride
TBDMS or SMDBT or TBS or SBT	<i>t</i> -butyldimethylsilyl
TBDPS or SPDBT	<i>t</i> -butyldiphenylsilyl
TBME	<i>t</i> -butyl methyl ether
TBPA	tris(bromophenyl)ammoniumhexa- chloroantimoniate
TBS or SBT or TBDMS or SMDBT	<i>t</i> -butyldimethylsilyl
TCNE	tetracyanoethylene
TES	triethylsilyl
Tf	trifluoromethanesulfonyl (trifyl)
TFA	trifluoroacetic acid
TFE	1,1,1-trifluoroethanol
TFMSA or TfOH	trifluoromethanesulfonic acid
TfOH or TFMSA	trifluoromethanesulfonic acid
Th	thienyl
THF	tetrahydrofuran
Thx	2,3-dimethyl-2-butyl (thexyl)
TMOF	trimethyl orthoformate
TMS or SMT	trimethylsilyl
TMSOTf	trimethylsilyl trifluoromethane sulfon- ate
Tol	tolyl
TPS or SPT	triphenylsilyl

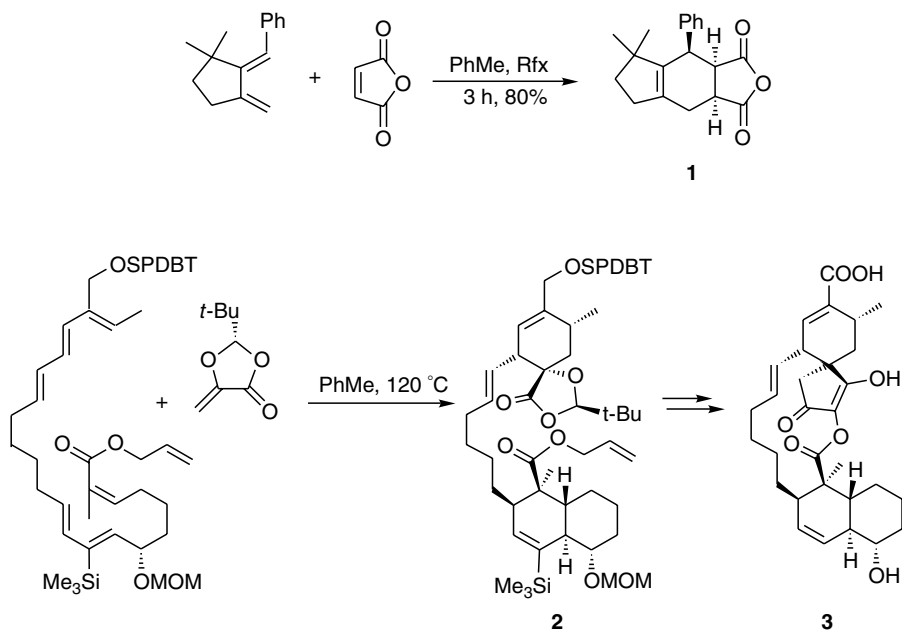
Ts	tosyl or <i>p</i> -toluenesulfonyl
TTA	tris-( <i>p</i> -tolyl)aminium
TTMSS	tris-trimethylsilylsilane
US	ultrasonic, ultrasonication
Δ	heating



# 1 Diels–Alder Reaction: General Remarks

## 1.1 INTRODUCTION

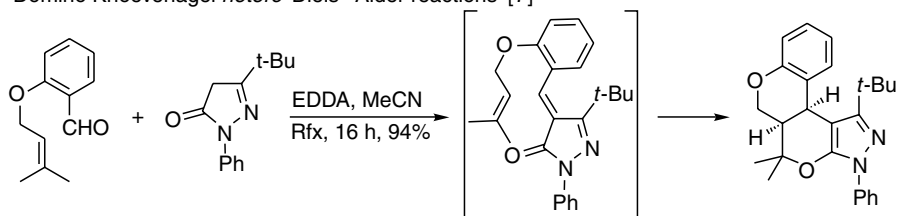
The Diels–Alder cycloaddition is the best-known organic reaction that is widely used to construct, in a regio- and stereo-controlled way, a six-membered ring with up to four stereogenic centers. With the potential of forming carbon–carbon, carbon–heteroatom and heteroatom–heteroatom bonds, the reaction is a versatile synthetic tool for constructing simple and complex molecules [1]. Scheme 1.1 illustrates two examples: the synthesis of a small molecule such as the tricyclic compound **1** by intermolecular Diels–Alder reaction [2] and the construction of a complex compound, like **2**, which is the key intermediate in the synthesis of (–)-chlorothricolide **3**, by a combination of an intermolecular and an intramolecular Diels–Alder cycloaddition [3].



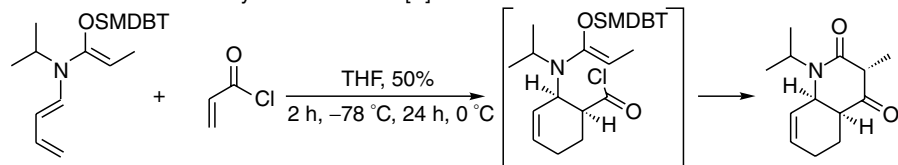
Scheme 1.1

To rapidly construct complex structures, a recent synthetic strategy uses the Diels–Alder cycloaddition in sequence with another Diels–Alder reaction or with other reactions without isolating the intermediates (domino, tandem, cascade, consecutive, etc., reactions) [4–6]. Scheme 1.2 illustrates some examples.

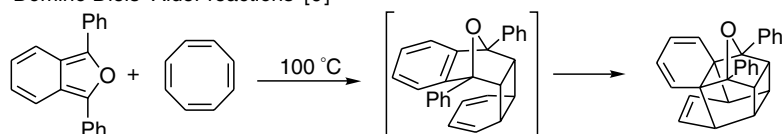
Domino Knoevenagel *hetero*-Diels–Alder reactions [7]



Cascade Diels–Alder acylation reactions [8]



Domino Diels–Alder reactions [9]

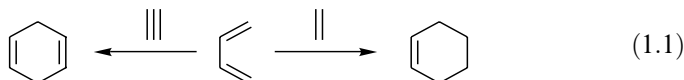


Scheme 1.2

The main purpose of this chapter is to introduce the various aspects of the Diels–Alder cycloaddition and the terminology employed.

Since its discovery in 1928 [10], more than 17 000 papers have been published concerning synthetic, mechanistic and theoretical aspects of the reaction and about half of these have appeared in the last decade.

The classical Diels–Alder reaction is a cycloaddition between a conjugated diene and a second component, called dienophile, which has at least a  $\pi$  bond (Equation 1.1). When one or more heteroatoms are present in the diene and/or dienophile framework, the cycloaddition is called a *hetero-Diels–Alder* reaction.





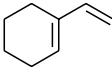
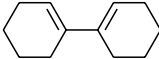

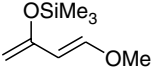

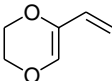
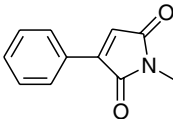


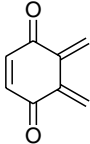

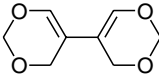
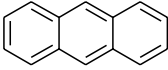
The reaction is classified as a  $[\pi 4_s + \pi 2_s]$  cycloaddition; 4 and 2 identify both the number of  $\pi$  electrons involved in the electronic rearrangement and the number of atoms originating the unsaturated six-membered ring. The subscript  $s$  indicates that the reaction takes place suprafacially on both components. There are other  $[\pi 4_s + \pi 2_s]$  reactions, and therefore it is the term *Diels–Alder* which specifies this particular type of reaction.

The Diels–Alder reaction can be *intermolecular* or *intramolecular* and can be carried out under a variety of experimental conditions that will be illustrated in detail in the following chapters.

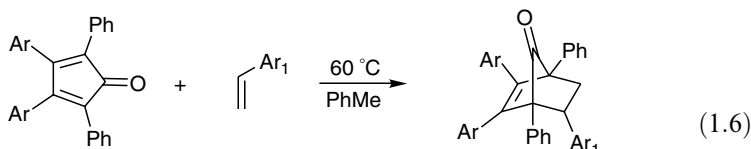
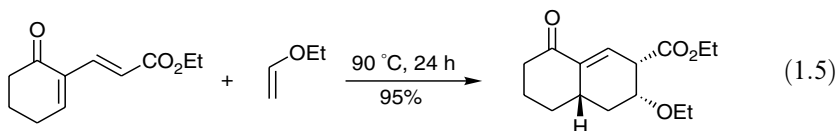
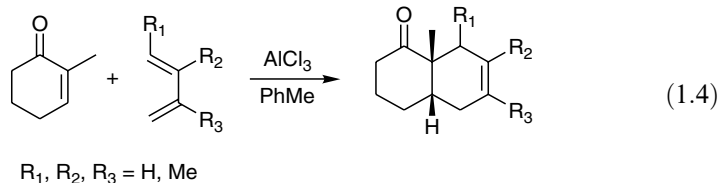
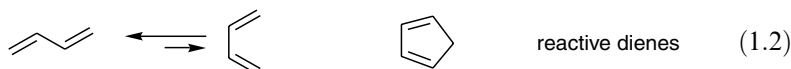
## 1.2 DIENE AND DIENOPHILE

A great variety of conjugated dienes have been used and many of them have been collected and classified [1a]. Table 1.1 illustrates some examples. Conjugated dienes react providing that the two double bonds have or can assume a *cisoid* geometry (Equation 1.2). A *transoid* diene (Equation 1.3) would give an energetically very unfavorable six-membered ring having a *trans* double bond. Cyclic dienes are generally more reactive than the open chain ones. The electronic effects of the substituents in the diene influence the rate of cycloaddition [11]. Electron-donating substituted dienes accelerate the reaction with electron-withdrawing substituted dienophiles (*normal electron-demand Diels–Alder reaction*) (Equation 1.4) [12], whereas electron-withdrawing groups in the diene accelerate the cycloaddition with dienophiles having electron-donating groups (*inverse electron-demand Diels–Alder reaction*)

**Table 1.1** Representative dienes

Open chain	Outer ring	Inner-outer ring	Across ring	Inner ring
				
				
				

(Equation 1.5) [13]. Diels–Alder reactions which are insensitive to the substituent effects in the diene and/or dienophile are classified as *neutral* (Equation 1.6) [14].



$\text{Ar} = \text{C}_6\text{H}_4\text{Y}$  ( $\text{Y} = \text{H, p-OMe, p-NMe}_2$ )

$\text{Ar}_1 = \text{C}_6\text{H}_4\text{Y}$  ( $\text{Y} = \text{H, p-OMe, p-NMe}_2, \text{p-Cl, p-NO}_2, \text{m-NO}_2$ )


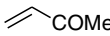

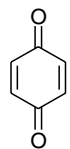
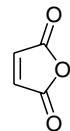
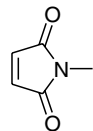
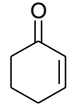
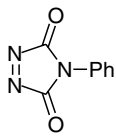





Dienophiles are molecules possessing a double or triple bond. They are more numerous and more variegated than dienes [1]. Typical dienophiles are illustrated in Table 1.2.

The simplest dienophile, ethene, is poorly reactive. Electron-withdrawing and electron-donating groups, on the carbon atom double bond, activate the double bond in normal and inverse electron-demand Diels–Alder reactions, respectively.

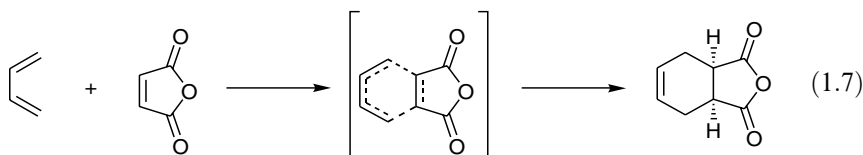
### 1.3 PERICYCLIC DIELS–ALDER REACTION

The Diels–Alder reaction is a pericyclic cycloaddition when bond-forming and bond-breaking processes are concerted in the six-membered transition state

**Table 1.2** Representative dienophiles

Acyclic			Cyclic		
					
$(\text{NC})_2=(\text{CN})_2$	$\text{MeO}_2\text{CCH}=\text{CHCO}_2\text{Me}$				
$\text{H}_2\text{C}=\text{C}=\text{CHMe}$	$\text{HC}\equiv\text{CO}_2\text{Me}$				
$\text{Me}_2\text{C}=\text{S}$	$\text{Ph}-\text{N}=\text{O}$	$\text{ArN}=\text{NCN}$			
$\text{O}=\text{O}$	$\text{S}=\text{S}$				

(Equation 1.7). A concerted synchronous transition state [15] (the formation of new bonds occurs simultaneously) and a concerted asynchronous transition state [16] (the formation of one  $\sigma$  bond proceeds in advance of the other) have been suggested, and the pathway of the reaction depends on the nature of the reagents and the experimental conditions [17].



Most Diels–Alder reactions, particularly the thermal ones and those involving apolar dienes and dienophiles, are described by a concerted mechanism [17]. The reaction between 1,3-butadiene and ethene is a prototype of concerted synchronous reactions that have been investigated both experimentally and theoretically [18]. A concerted unsymmetrical transition state has been invoked to justify the stereochemistry of  $\text{AlCl}_3$ -catalyzed cycloadditions of alkylcyclohexenones with methyl-butadienes [12]. The high *syn* stereospecificity of the reaction, the low solvent effect on the reaction rate, and the large negative values of both activation entropy and activation volume comprise the chemical evidence usually given in favor of a pericyclic Diels–Alder reaction.

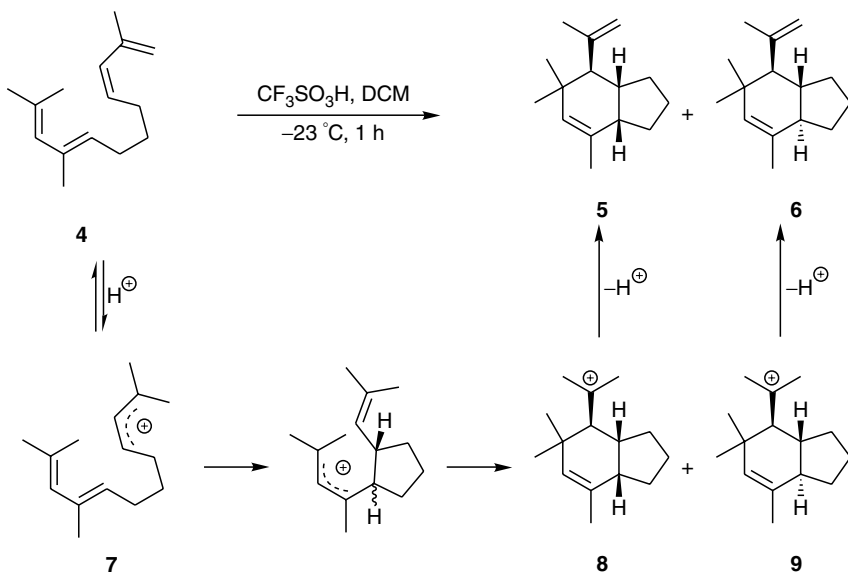
#### 1.4 IONIC AND RADICAL DIELS–ALDER REACTIONS

Conjugated cations, anions and radicals can give the Diels–Alder reaction. In such a case, the two  $\sigma$  bonds are formed in two separate steps (stepwise

mechanism) and the cycloaddition is not pericyclic [19]. Both cationic and cation radical Diels–Alder reactions were recently reviewed [20].

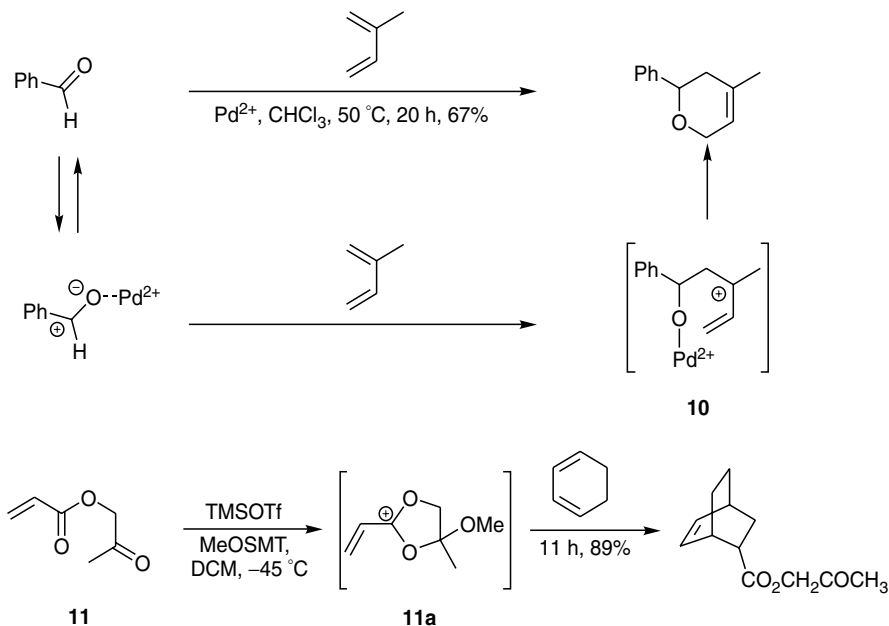
Extensive studies by Gorman and Gassman have shown that an allyl cation can be a  $2\pi$ -electron component in a normal electron-demand cationic Diels–Alder reaction and, since a carbocation is a very strong electron-withdrawing group, the allyl cation is a highly reactive dienophile [19a, 21].

Tetraene **4** (Scheme 1.3), when treated with 40 mol % of triflic acid in methylene chloride at  $-23^\circ\text{C}$  for 1 h, gives the adducts **5** and **6** in a 1:1 ratio as the main reaction products. The formation of these adducts has been justified [21] by a stepwise mechanism that requires an initial reversible protonation of **4** to produce the allyl cation **7**, which then cyclizes to **8** and **9** in a non-reversible process. Deprotonation of **8** and **9** gives **5** and **6**, respectively.



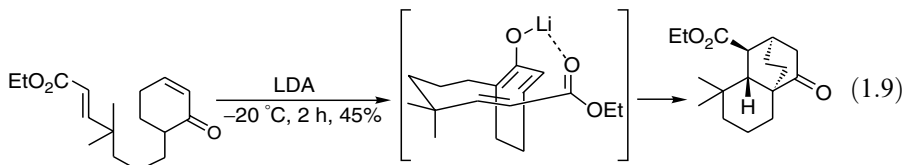
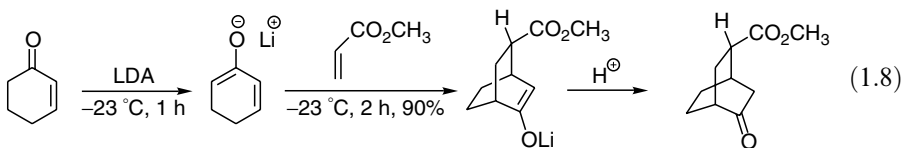
Scheme 1.3

Other examples that involve intermediate allyl cations are illustrated in Scheme 1.4. The cationic palladium(II) complex  $[\text{Pd}(\text{dppp})(\text{PhCN})_2](\text{BF}_4)_2$  coordinates the carbonyl oxygen of benzaldehyde and the activated carbonyl carbon attacks the isoprene, forming the allyl cation **10** which then cyclizes to give the 4-methyl-6-phenyl-5,6-dihydro-2H-pyran [22]. 2-Oxopropyl acrylate **11**, in the presence of trimethylsilyltrifluoromethane sulfonate (TMSOTf) and methoxytrimethylsilane (MeOSMT), generates the cation **11a** which is an efficient dienophile that reacts easily with the cyclohexadiene to give the Diels–Alder adduct in good yield [23].



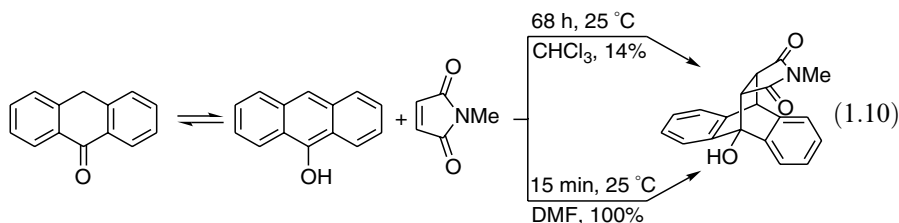
Scheme 1.4

Anionic Diels–Alder reactions have been studied less extensively with the interest having been focused mainly on the cycloaddition of enolates of  $\alpha,\beta$ -unsaturated ketones with electron-poor olefins [24] (Equations 1.8 and 1.9). These reactions are fast and stereoselective and can be regarded as a sequential double Michael condensation, but a mechanism involving a Diels–Alder cycloaddition seems to be preferred [24b,f, 25].

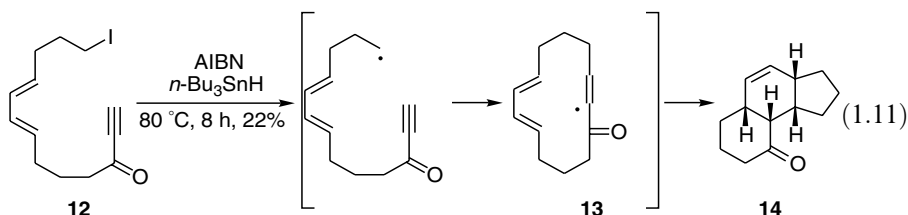


The first evidence of an anionic Diels–Alder reaction was given by Rickborn [25a]. The reaction of anthrone with *N*-methylmaleimide in  $\text{CHCl}_3$  or THF occurs with low yield [26] (Equation 1.10), while in DMF or in the presence of catalytic amounts of amine ( $\text{Et}_3\text{N}$ , Py) the reaction is completed in a few minutes [25].

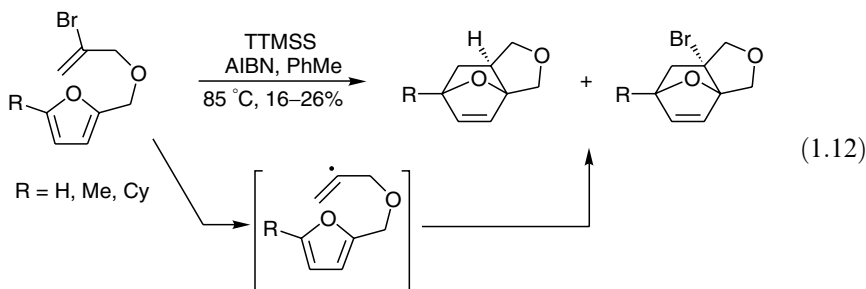
The cycloaddition is ascribable to the oxyanion of hydrogen-bonded enolate ( $\text{ArO}^{\ominus}\text{---HNEt}_3^{\oplus}$ ) rather than to the hydrogen-bonded enol ( $\text{ArOH}\text{---NEt}_3$ ). An enantioselective version of the reaction was achieved by using a homochiral amine [27]. Similarly the reactions with less reactive dienophiles such as dimethyl fumarate, fumaronitrile, maleonitrile and methyl acrylate give the Diels–Alder adducts quantitatively when the cycloadditions are carried out in THF or  $\text{CHCl}_3$  in the presence of  $\text{Et}_3\text{N}$ , while in MeOH Michael adducts were isolated. Experimental evidence supports the hypothesis that the base-catalyzed cycloadditions of anthrone with dienophiles are concerted Diels–Alder processes [25b].



Radical Diels–Alder reactions have been used mainly to synthesize polycyclic molecules. These reactions, like those that involve cations and anions as components, proceed quickly but generally do not give high yields. Thus, the tricyclic enone **14** is the result of an intramolecular Diels–Alder reaction of quenched vinyl radical intermediate **13** obtained by treating the iododienynone **12** with *n*-tributyltin hydride/2,2'-azobisisobutyronitrile (AIBN) [28] (Equation 1.11).

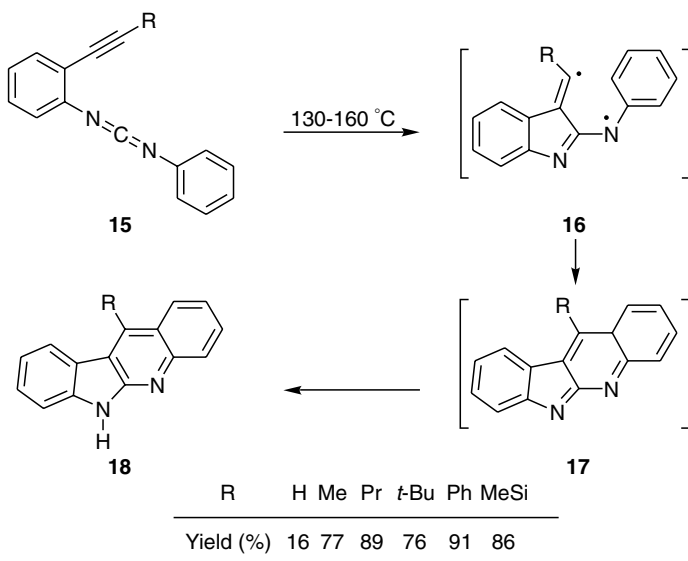


Heteropolycyclic compounds were obtained [29] by treating bromo furylethers with tris-(trimethylsilyl)silane (TTMSS) in hot toluene containing a catalytic amount of AIBN (Equation 1.12).





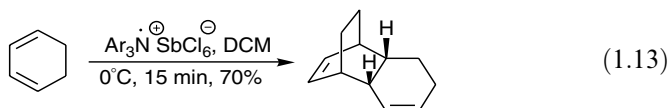
Wang recently reported [30] that thermolysis of carbodiimides **15** (Scheme 1.5) in aromatic solvents is an efficient route to indoloquinolines **18** used as precursors for synthesizing naturally occurring alkaloids [31]. The cyclization is thought to occur through a two-step biradical Diels–Alder reaction that gives **17**, which then tautomerizes to **18**.



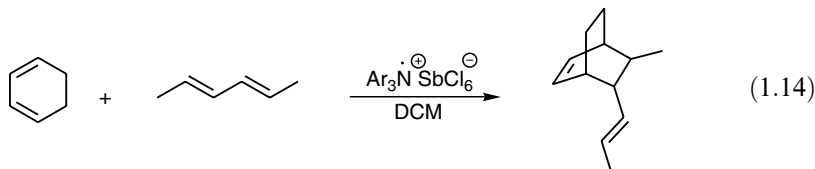
Scheme 1.5

The reactivity of neutral dienophiles is greatly increased by converting them to the corresponding cation radicals because these highly electron-deficient species can then react readily with dienes.

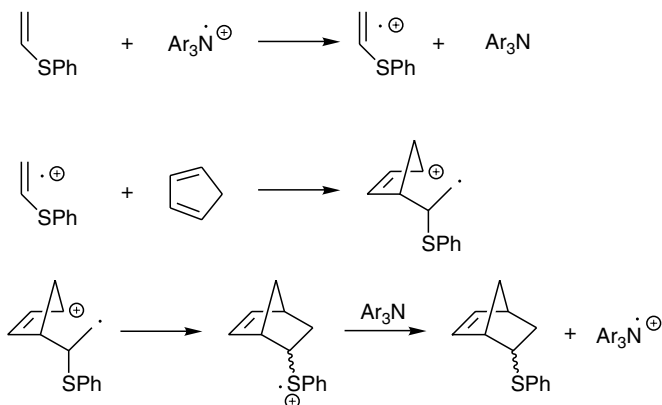
The dimerization of 1,3-cyclohexadiene gives 30% adduct after 20 h at 30 °C [32]. In the presence of a catalytic amount of tris(*p*-bromophenyl) aminium hexachloroantimonate ( $\text{Ar}_3\text{N}^{\oplus}\text{SbCl}_6^{\ominus}$ ;  $\text{Ar} = p\text{BrC}_6\text{H}_4$ ) in  $\text{CH}_2\text{Cl}_2$  at 0 °C, the cyclodimerization occurs in 15 min with 70% yield with a greater diastereoselectivity (*endo/exo* = 5:1) than that observed under thermal conditions (Equation 1.13) [33].



The first studies on cation-radical Diels–Alder reactions were undertaken by Bauld in 1981 who showed [33a] the powerful catalytic effect of aminium cation radical salts on certain Diels–Alder cycloadditions. For example, the reaction of 1,3-cyclohexadiene with *trans, trans*-2,4-hexadiene in the presence of  $\text{Ar}_3\text{N}^{\oplus}$  is complete in 1 h and gives only the *endo* adduct (Equation 1.14) [33].

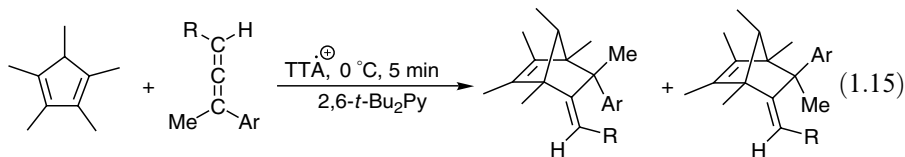


As a continuation of these studies, Bauld recently reported evidence of a stepwise mechanism in the cation-radical Diels–Alder reaction of phenyl vinyl sulfide with cyclopentadiene [34, 35] (Scheme 1.6).



**Scheme 1.6**

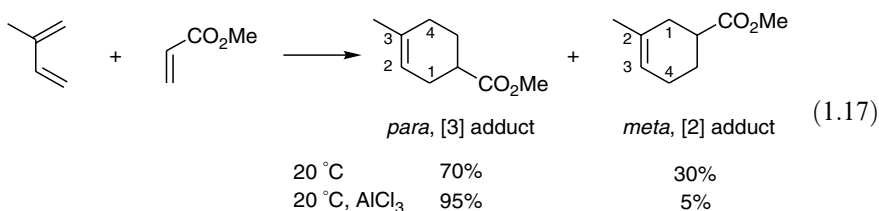
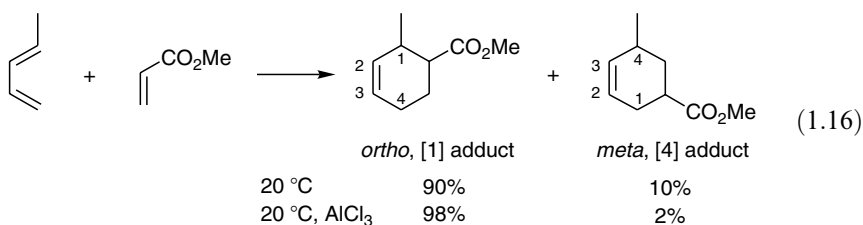
An analogous stepwise mechanism was also proposed by Wöhrle [36] for the cation-radical-initiated cycloaddition of electron-rich allenes with pentamethylcyclopentadiene in the presence of tris (*p*-tolyl) aminium hexafluoroantimonate ( $\text{TTA}^{\oplus}\text{SbF}_6^{\ominus}$ ) (Equation 1.15).



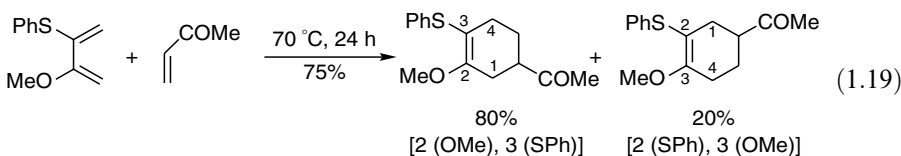
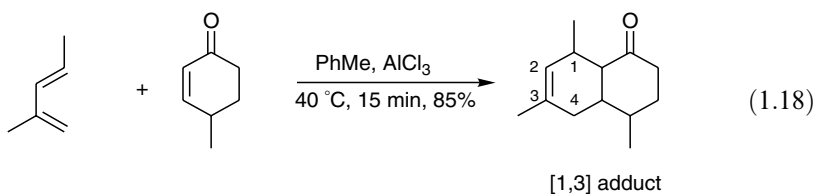
## 1.5 REGIOCHEMISTRY

When an unsymmetrical diene reacts with an unsymmetrical dienophile, two regioisomer adducts can be formed depending on the orientation of the substituents in the adduct [37] (Equations 1.16 and 1.17).

The regioisomer adducts are usually named by using the classic nomenclature of disubstituted benzenes: *ortho*, *meta* and *para*. This descriptive method, however, encounters difficulties with adducts as simple as those from disubstituted dienes and dienophiles. Thus a new nomenclature has been proposed [38]. The original diene atoms forming the six-membered ring are numbered one through four, the lowest number being closest to the more electron-withdrawing group bonded to the atom of the original dienophile. The positional relationship of the substituents is now identified by a simple number set within a bracket followed by the word *adduct*.



The description of the regiochemistry of the cycloaddition products of dienes that have two or more dissimilar substituents may require incorporation of their name in the new notation (Equations 1.18 [38] and 1.19 [39]).



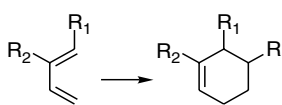
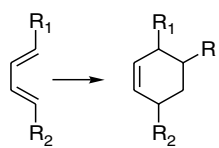
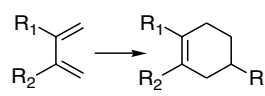
The regioselectivity of the Diels–Alder reaction depends on the number and nature of substituents on diene and dienophile and on the reaction conditions (catalyst, temperature, pressure, solvent, etc.). Generally, 1- and 2-substituted

butadienes react with monosubstituted dienophiles to give mainly *ortho* and *para* adducts, respectively. When two different substituents are present on the diene, one works as regiodirector and controls the regiochemistry of the reaction. Table 1.3 illustrates the main regioisomer obtainable in the cycloaddition of disubstituted 1,3-butadienes with monosubstituted ethenes [40] where  $R_1$  is the regiodirector group. Thus, for example, in the cycloaddition of 2-methoxy-3-thiophenylbutadiene with methylvinylketone, one can foresee that the main regioisomer will be the 1-thiophenyl-2-methoxy-4-acetyl-cyclohexen-1-ene because the SPh is the regiodirector group. In fact, this regioisomer is the main reaction product (80%) [39].

Exceptions to the *ortho*–*para* rule have been observed, so the prediction of the regiochemistry is still a stimulating challenge.

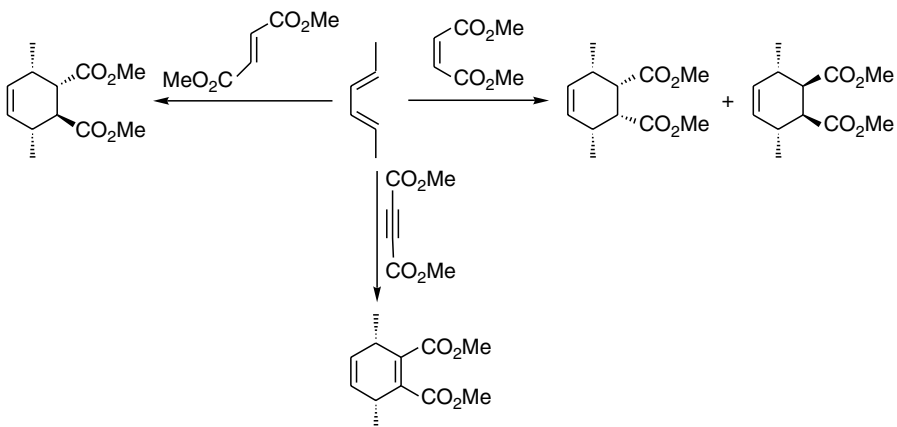
The regioselectivity of simple Diels–Alder reactions has been explained on the basis of the electronic effects of the substituents which orient the attack of reagent species by generating partial positive and negative charges in the diene and dienophile. Generally, the more powerful the electronic effect of the substituents, the more regioselective the reaction. Although this explanation has some merit, the FMO theory [41] and the matching of complementary reactivity surfaces of the diene and dienophile [40] give a better explanation.

**Table 1.3** Regioselectivity of Diels–Alder reactions of disubstituted 1,3-butadienes with monosubstituted ethenes ( $RCH=CH_2$ )

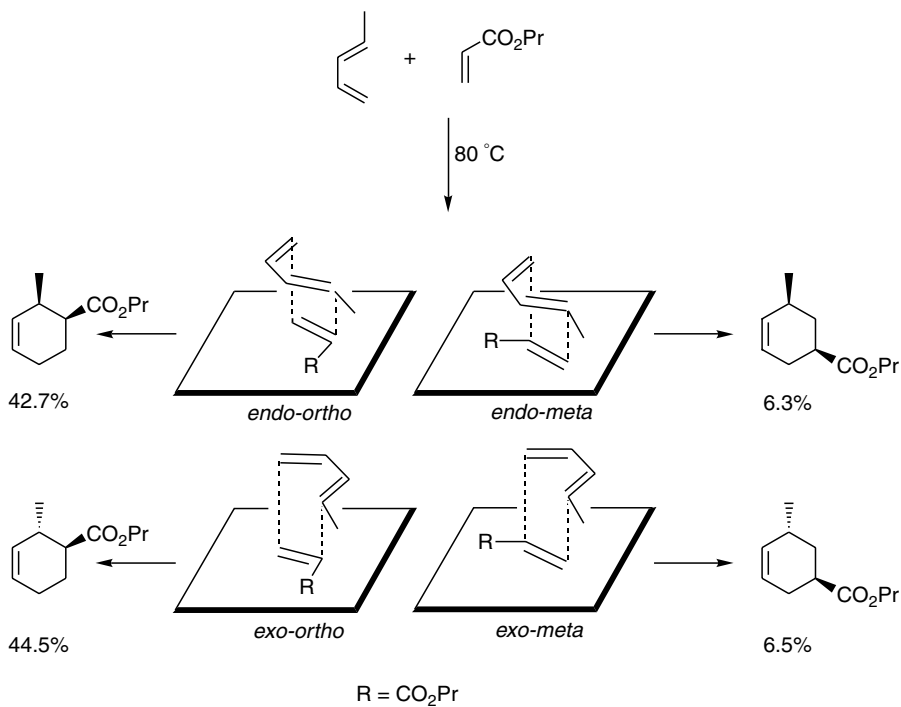
					
$R_1$	$R_2$	$R_1$	$R_2$	$R_1$	$R_2$
Me	Ph	Me	SiEt <sub>3</sub>	Ph	Me
Me	OEt	Ph	Me	SPh	Me
Me	OAc	NHCO <sub>2</sub> Et	Me	SPh	OMe
Me	Cl	NHCO <sub>2</sub> Bu	SPh	SPh	OAc
Bn	NHCOCH <sub>3</sub>	OAc	Et	Cl	Me
SPh	OMe	SPh	OAc		

## 1.6 STEREOCHEMISTRY

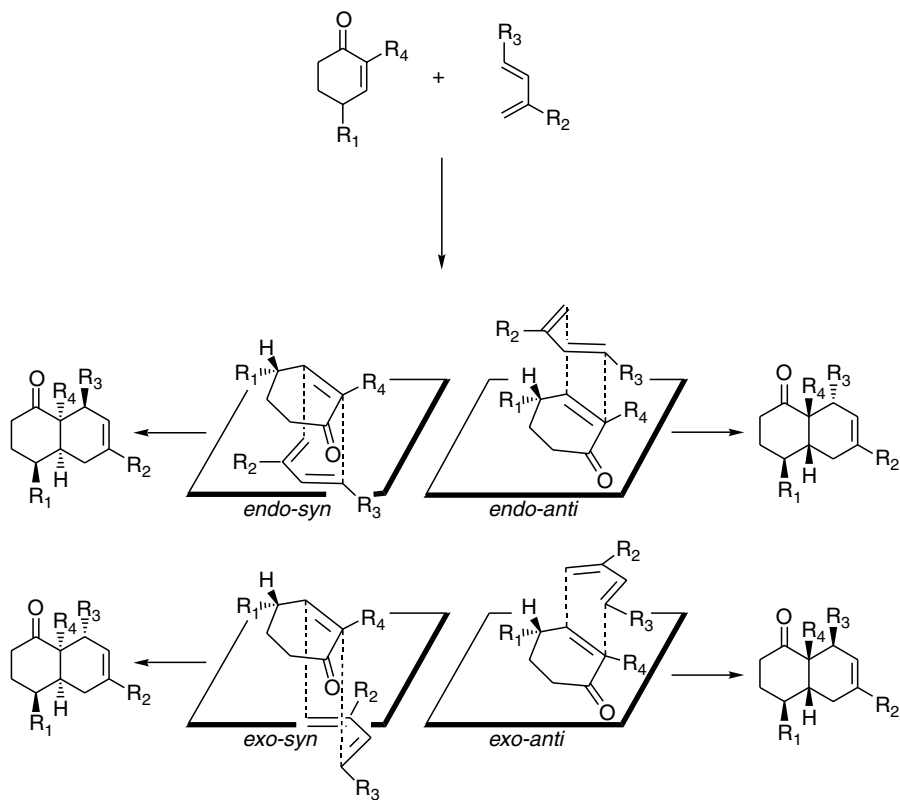
Pericyclic Diels–Alder reactions are suprafacial reactions and this manner of bond formation preserves in the cycloadduct the relative stereochemistry of the substituents at  $C_1$  and  $C_4$  and at  $C_1$  and  $C_2$  of the parents diene and dienophile, respectively (Scheme 1.7). The relative stereochemistry of the substituents in the



Scheme 1.7



Scheme 1.8



Scheme 1.9

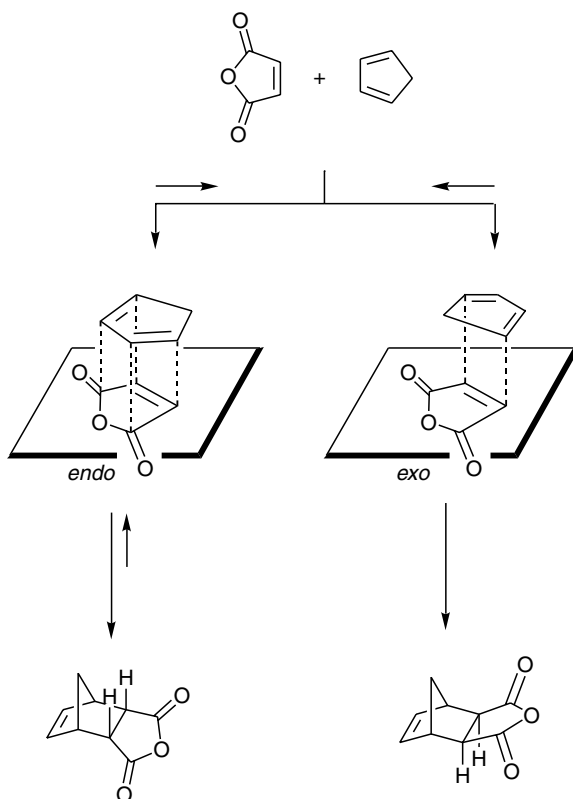
new stereogenic centers of the adduct is fixed by two possible suprafacial approaches named *endo* and *exo*. The *endo* mode of attack is the spatial arrangement of reactants in which the bulkier sides of the diene and dienophile lie one above the other, while in the *exo* mode of addition the bulkier side of one component is under the small side of the other. If one also considers the regioselectivity and the face selectivity of the reaction, a considerable number of isomers can, in principle, be produced. Schemes 1.8 and 1.9 give two general pictures. However, the Diels–Alder cycloaddition is known to be a highly selective reaction, and consequently only one or a very limited number of isomers are actually obtained.

The *exo* addition mode is expected to be preferred because it suffers fewer steric repulsive interactions than the *endo* approach; however, the *endo* adduct is usually the major product because of stabilizing secondary orbital interactions in the transition state (Scheme 1.10). The *endo* preference is known as Alder's rule. A typical example is the reaction of cyclopentadiene with maleic anhydride which, at room temperature, gives the *endo* adduct which is then converted at

200 °C to the thermodynamically more stable *exo* adduct through a retro Diels–Alder reaction followed by re-addition (Scheme 1.10).

The generally observed *endo* preference has been justified by secondary orbital interactions, [17e, 42, 43] by inductive or charge-transfer interactions [44] and by the geometrical overlap relationship of the  $\pi$  orbitals at the primary centers [45].

The *exo–endo* diastereoselectivity is affected by Lewis acid catalysts, and the ratio of two stereoisomers can be explained on the basis of the FMO theory [17e, 46].

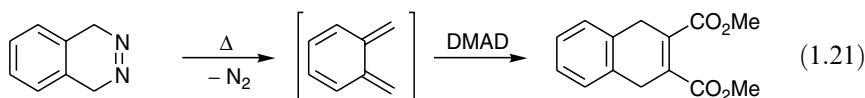
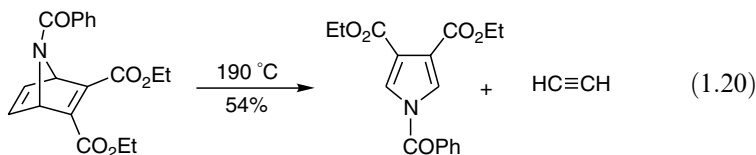


Scheme 1.10

## 1.7 RETRO DIELS–ALDER REACTION

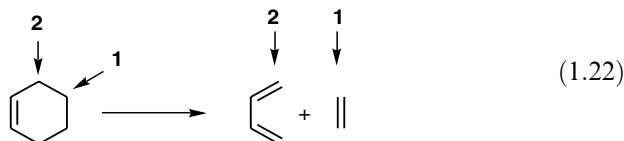
The Diels–Alder reaction is reversible and the direction of cycloaddition is favored because two  $\pi$  bonds are replaced by two  $\sigma$ -bonds. The cycloreversion occurs when the diene and/or dienophile are particularly stable molecules (i.e.

formation of an aromatic ring, of nitrogen, of carbon dioxide, of acetylene, of ethylene, of nitriles, etc.) or when one of them can be easily removed or consumed in a subsequent reaction (Equations 1.20 and 1.21).

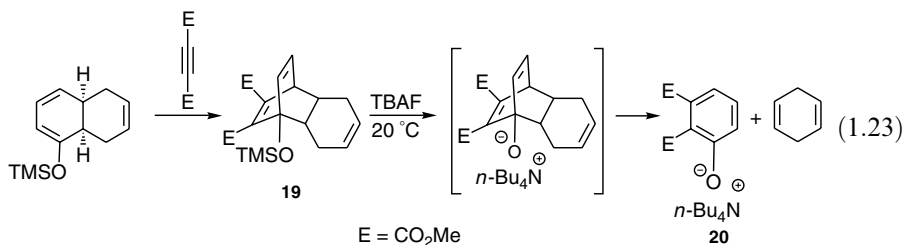


The retro Diels–Alder reaction usually requires high temperatures in order to surmount the high activation barrier of the cycloreversion. Moreover, the strategy of retro Diels–Alder reaction is used in organic synthesis to mask a diene fragment or to protect a double bond [47]. Some examples are illustrated in Scheme 1.11.

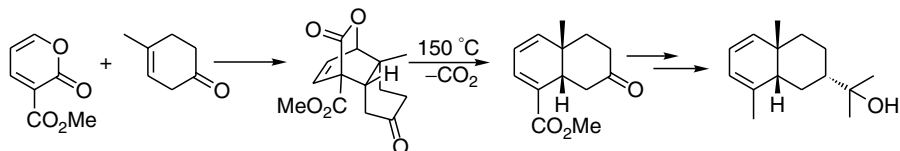
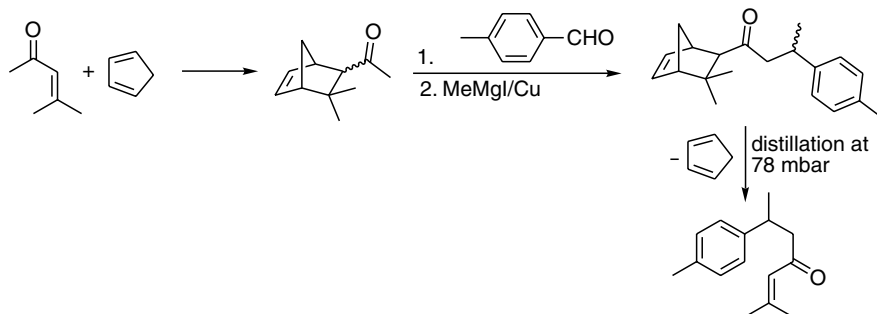
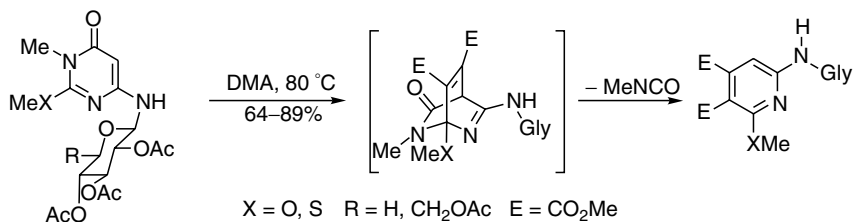
The retro Diels–Alder reaction is strongly accelerated when an oxide anion substituent is incorporated at positions 1 and 2 of the six-membered ring which has to be cycloreversed, namely at one terminus carbon of the original diene or at one sp<sup>2</sup> carbon of the dienophile [51] (Equation 1.22).



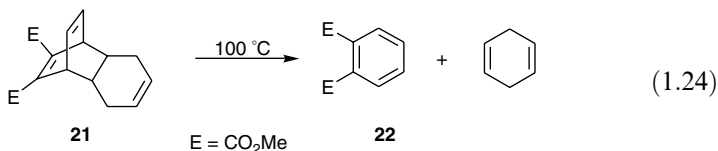
The first example of an oxide-anion accelerated retro Diels–Alder reaction was reported by Papies and Grimme [52]. The adduct **19** (Equation 1.23) treated with tetra-*n*-butylammonium fluoride (TBAF) in THF at room temperature is immediately converted into **20**, in contrast to the parent **21** (Equation 1.24) which undergoes cycloreversion into **22** at 100 °C. The dramatic oxide-anion acceleration ( $> 10^6$ ) was ascribed to the loss of basicity of about 8 pK<sub>b</sub> units in the transformation of alcoholate ion of precursor **19**



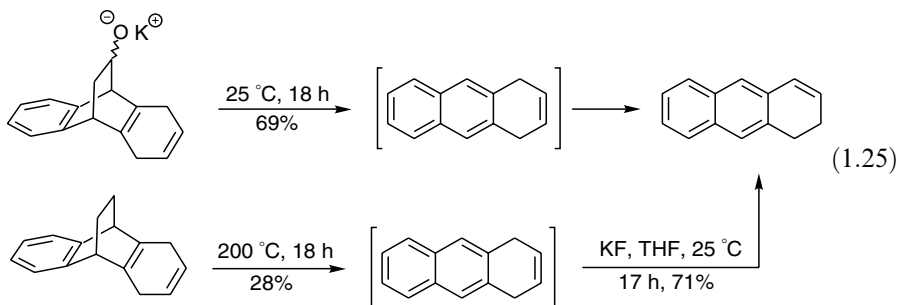


**Synthesis of (±)-occidentolol [48]****Synthesis of (±)-turmerone [49]****Synthesis of 2-glycosylamino pyridines [50]****Scheme 1.11**

into the phenolate ion of the product **20**. This is an example of acceleration of retro Diels–Alder when an oxide substituent is incorporated at the terminus of the  $4\pi$  component of the Diels–Alder adduct, that is, position 2 in the model of Equation 1.22.

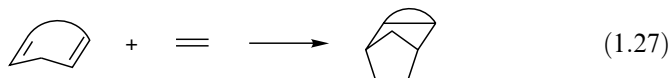
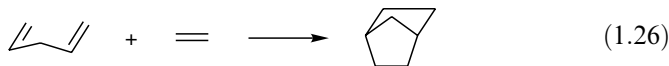


An example of the effect of oxide-anion associated with the  $2\pi$  component (i.e. position 1, Equation 1.22) is illustrated in Equation 1.25 [53]. The potassium salt of 1,4-dihydro-11-hydroxy-9,10-dihydro-9,10-ethanoanthracene undergoes more facile debridging (remotion of ethylene) than the 11-deoxygenated parent compound.



### 1.8 HOMO-DIELS–ALDER REACTION

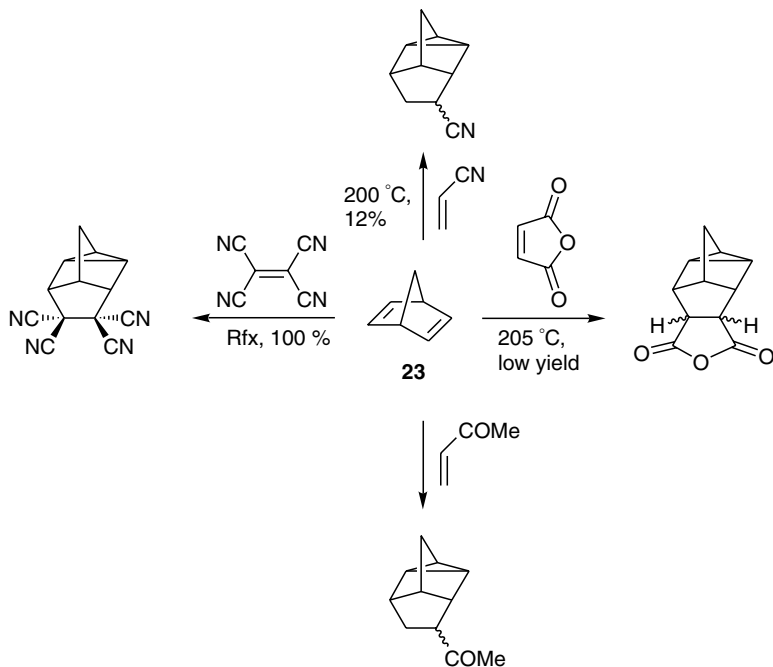
The reaction of a diene having the two double bonds separated by a  $sp^3$  center with a dienophile to give a  $[2\pi + 2\pi + 2\pi]$  cycloaddition is called a *homo-Diels–Alder* reaction. Since the diene is not conjugated, a  $\sigma$  bond is created in lieu of a double bond. In principle, an open-chain diene gives rise to a central-bridged six-membered ring, while an inner-ring diene produces a bridged six-membered ring fused with a ring whose size depends on the size of the starting cycloidiene (Equations 1.26 and 1.27). Norbornadienes are the dienes most often used to investigate the *homo-Diels–Alder* reaction.



A minority of authors use the term *homo* not to indicate the relative position of the two double bonds of diene involved in the reaction, but to emphasize that the six-membered adduct is formed by all carbons [54].

The cycloaddition between norbornadiene (**23** in Scheme 1.12) and maleic anhydride was the first example of a *homo-Diels–Alder* reaction [55]. Other venerable examples are reported in Scheme 1.12 [56]. Under thermal conditions, the reaction is generally poorly diastereoselective and occurs in low yield, and therefore several research groups have studied the utility of transition metal catalysts [57]. Lautens and coworkers [57c] investigated the cycloaddition of norbornadiene and some of its monosubstituted derivatives with electron-deficient dienophiles in the presence of nickel-cyclooctadiene  $Ni(COD)_2$  and  $PPh_3$ . Some results are illustrated in Tables 1.4 and 1.5.

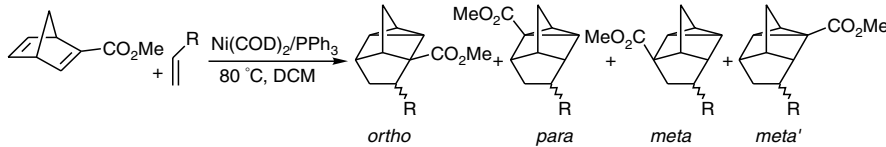
The mechanism of metal-catalyzed *homo-Diels–Alder* reaction proposed by Noyori [57c, 58] requires the coordination of double bonds of diene and

**Scheme 1.12**

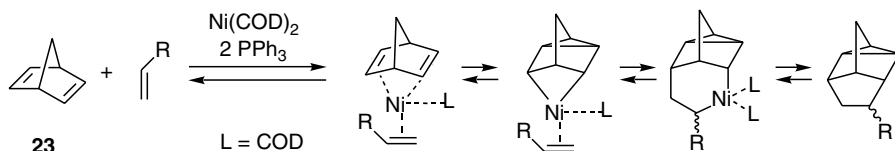
dienophile to the metal followed by the formation of metallocyclobutane which is converted to metallocyclohexane and then to the cycloadduct (Scheme 1.13).

**Table 1.4** Ni(COD)<sub>2</sub>/PPh<sub>3</sub> catalyzed *homo*-Diels–Alder reaction of norbornadiene with electron-deficient dienophiles

	+		$\xrightarrow[\text{DCM}]{\text{Ni(COD)}_2/\text{PPh}_3}$		+	
R		<i>T</i> (°C)		<i>exo/endo</i>		Yield (%)
COMe		80		>20		99
CHO		20		3		58
CO <i>t</i> -Bu		60		1.5		69
CN		80		4		82
SO <sub>2</sub> Ph		20		1		75
SOPh		20		7		65

**Table 1.5** Ni(COD)<sub>2</sub>/PPh<sub>3</sub> catalyzed *homo*-Diels–Alder reactions of 2-carboxyethyl-norbornadiene with electron-deficient dienophiles


R	<i>ortho</i> ( <i>exo/endo</i> )	<i>para</i> ( <i>exo/endo</i> )	<i>meta</i> ( <i>exo/endo</i> )	<i>meta'</i> ( <i>exo/endo</i> )	Yield (%)
CN	0	100 (1:2.3)	0	0	94
SO <sub>2</sub> Ph	0	66 (>20)	0	33 (>20)	75
COMe	20 (0:1)	70 (3)	0	10 (1:1.4)	84

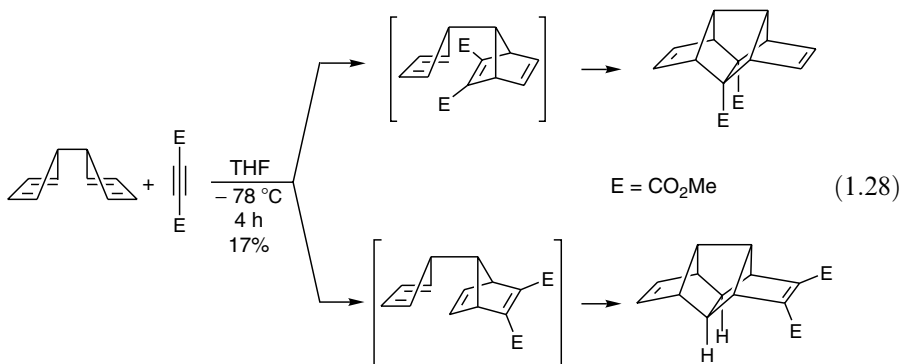
**Scheme 1.13**

## 1.9 MULTIPLE DIELS–ALDER REACTION

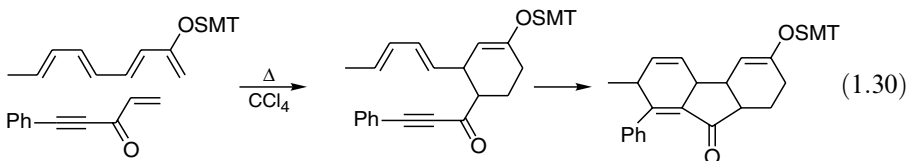
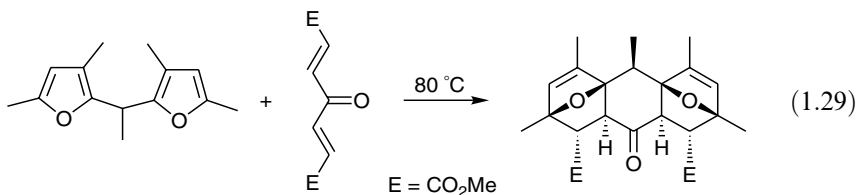
Processes consisting of two or more synthetic steps carried out in the same flask without isolating any intermediates have been widely investigated in the last decade due to their ecological and economic advantages when compared to a stepwise procedure. In this respect the Diels–Alder reaction is a frequent example.

The one-pot multistep process has been named in various ways: domino, cascade, tandem, timed, consecutive, transmissive, etc. Sometimes the word used does not describe the real meaning of the procedure in that there is no conformity between the customary use of the term and the chemical transformation. These terms were recently defined more pertinently [59].

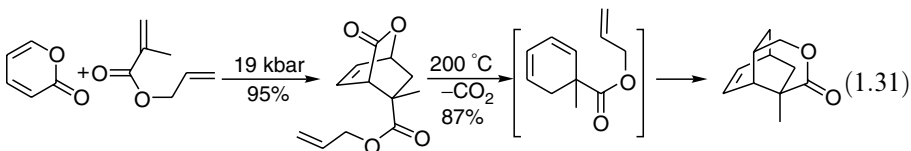
A domino Diels–Alder reaction (the term was chosen from the well-known game) is a one-pot process involving two or more Diels–Alder reactions carried out under the same reaction conditions without adding additional reagents or catalyst such that the second, third, etc., cycloaddition is the consequence of the functionality generated in the previous reaction. A historical example is illustrated in Equation 1.28 [60]. This type of transformation is sometimes named tandem or cascade, but these terms seem less appropriate for describing a time-resolved transformation.

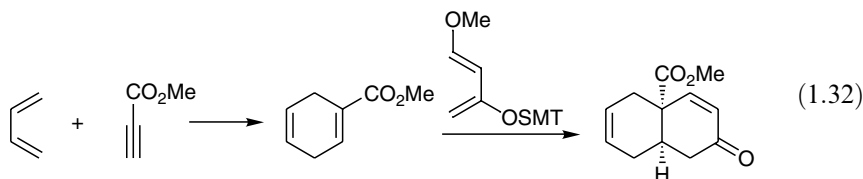


A tandem Diels–Alder reaction (the term refers to two operating units that are distinct but working at the same time) would indicate a process involving two distinct Diels–Alder reactions working at the same time (Equation 1.29) [6], and a cascade Diels–Alder reaction would refer to a transformation involving at least two Diels–Alder reactions occurring in sequence, without any reference to the fact that the subsequent reaction is the consequence of the functionality generated in the previous reaction (Equation 1.30) [61].



A consecutive or timed Diels–Alder reaction is a one-pot process in which the first Diels–Alder does not promote the second, so it is necessary to change the experimental conditions or add reagents to allow the successive cycloadditions (Equations 1.31 [62] and 1.32 [63]).





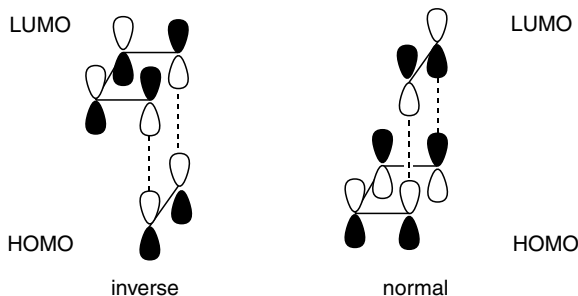
Sometimes it is difficult to classify a one-pot multi-step process. Thus for the sake of clarity, we think that the more general term *multiple reaction* is preferable to indicate a one-pot process in which several bonds are formed sequentially, regardless of whether the reaction conditions are changed or not, or whether new reagents are added during the process.

## 1.10 THEORY

According to frontier molecular orbital theory (FMO), the reactivity, regiochemistry and stereochemistry of the Diels–Alder reaction are controlled by the suprafacial *in phase* interaction of the highest occupied molecular orbital (HOMO) of one component and the lowest unoccupied molecular orbital (LUMO) of the other. [17e, 41–43, 64] These orbitals are the closest in energy; Scheme 1.14 illustrates the two dominant orbital interactions of a symmetry-allowed Diels–Alder cycloaddition.

### 1.10.1 Reactivity and Substituent Effects

The reactivity of a Diels–Alder reaction depends on the HOMO–LUMO energy separation of components: the lower the energy difference, the lower is the transition state energy of the reaction. Electron-withdrawing substituents lower the energy of both HOMO and LUMO, while electron-donating groups increase their energies. HOMO diene-controlled Diels–Alder reactions (Scheme 1.14) are accelerated by electron-donating substituents in the diene and by electron-withdrawing substituents in the dienophile



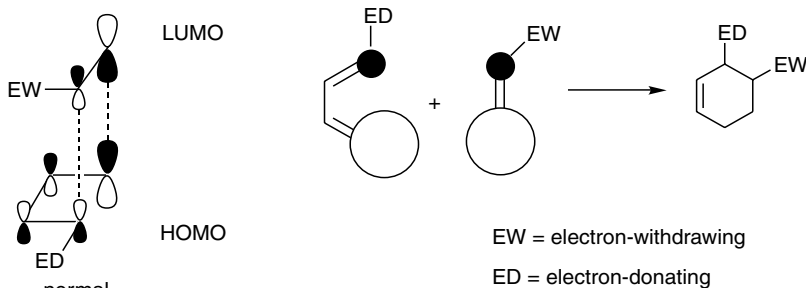
Scheme 1.14

(normal electron-demand Diels–Alder reaction). LUMO diene-controlled Diels–Alder reactions are influenced by electronic effects of the substituents in the opposite way (inverse electron-demand Diels–Alder reaction). The neutral electron-demand Diels–Alder reaction is HOMO–LUMO-diene controlled and is insensitive to substituents in either the diene or the dienophile.

Lewis acids can greatly accelerate the cycloaddition. Instructive examples are the  $\text{AlCl}_3$ -catalyzed reaction of cycloalkenones with 1,3-butadienes [12]. The catalytic effect is explained by FMO theory considering that the coordination of the carbonyl oxygen by Lewis acid increases the electron-withdrawing effect of the carbonyl group on the carbon–carbon double bond and lowers the LUMO dienophile energy.

### 1.10.2 Regioselectivity

The *ortho–para* rule is explained by FMO theory on the basis of the orbital coefficients of the atoms forming the  $\sigma$ -bonds. The regiochemistry is determined by the overlap of the orbitals that have larger coefficients (larger lobes in Scheme 1.15). The greater the difference between the orbital coefficients of the two end atoms of diene and two atoms of dienophile, which form the two  $\sigma$ -bonds, the more regioselective the cycloaddition.



Scheme 1.15

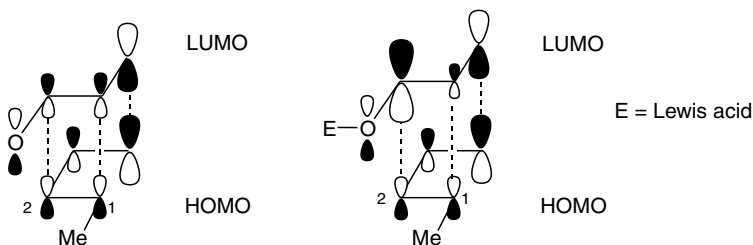
Lewis-acid-catalyzed cycloadditions of dienophiles, such as  $\alpha,\beta$ -unsaturated carbonyl compounds, with open-chain carbon-dienes, are generally highly *ortho–para* regioselective because the oxygen complexation increases the difference of LUMO coefficients of the alkene moiety.

The orbital interaction depicted in Scheme 1.15 shows that the two  $\sigma$ -bonds form at the same time but do not develop to the same extent. The Diels–Alder cycloaddition of unsymmetrical starting materials is therefore concerted but asynchronous. A highly unsymmetrical diene and/or dienophile give rise to a highly unsymmetrical transition state and a stepwise pathway can be followed.

A concerted and synchronous Diels–Alder reaction occurs only with symmetric nonpolar reagents.

### 1.10.3 Stereoselectivity

The FMO theory explains the kinetically favored *endo* approach considering an additional nonbonding interaction. This secondary orbital interaction does not give rise to a bond but contributes to lowering the energy of the *endo* transition state with respect to that of the *exo* one. The larger are the lobes of interacting orbitals, the better is the overlap, the stronger is the interaction, and the more favored is the formation of *endo* adduct. In the cycloaddition between piperylene and acrolein (Scheme 1.16), the secondary orbital interaction occurs between the C-2 of the diene and the carbonyl carbon of the dienophile.



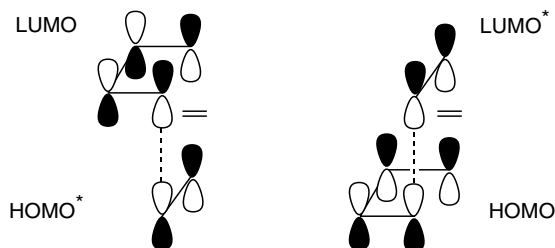
Scheme 1.16

The complexation with Lewis acids or the protonation influences both the energy and the coefficients of carbon atoms of the LUMO orbital of the dienophile. The coefficient of the carbonyl carbon orbital increases (Scheme 1.16); consequently, the stabilizing effect of the secondary orbital interaction is greatly increased and the *endo* addition is more favored.

The stereochemistry of substituents at C-1 and C-4 of the diene and that of substituents at C-1 and C-2 of the dienophile are preserved in the cycloadduct because the Diels–Alder is a concerted reaction that takes place suprafacially on both components.

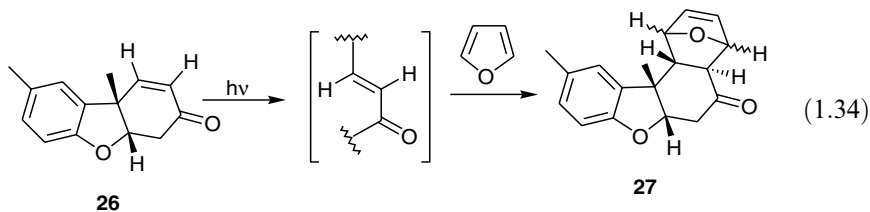
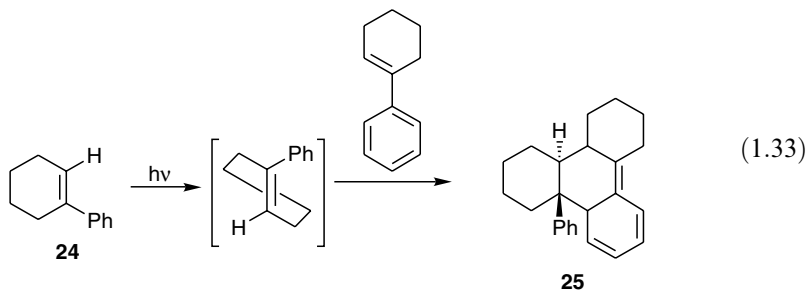
In a photochemical cycloaddition, one component is electronically excited as a consequence of the promotion of one electron from the HOMO to the LUMO\*. The HOMO\*–LUMO\* of the component in the excited state interact with the HOMO–LUMO orbitals of the other component in the ground state. These interactions are bonding in [2+2] cycloadditions, giving an intermediate called exciplex, but are antibonding at one end in the  $[\pi 4_s + \pi 2_s]$  Diels–Alder reaction (Scheme 1.17); therefore this type of cycloaddition cannot be concerted and any stereospecificity can be lost. According to the Woodward–Hoffmann rules [65], a concerted Diels–Alder reaction is thermally allowed but photochemically forbidden.





Scheme 1.17

Stable *cis*-1-phenyl-1-cyclohexene **24** photodimerizes via Diels–Alder cycloaddition to *trans* adduct **25** (Equation 1.33) [66] and the photoexcitation of dihydrobenzofuran-fused cyclohexenone **26** in net furan gives the *trans* fused Diels–Alder adduct **27** (Equation 1.34) [67].



The non-preservation of *cis* stereochemistry of dienophiles **24** and **26** in the adducts **25** and **27** is due to a *cis*–*trans* photoisomerization of the double bond and to the concerted suprafacial Diels–Alder cycloaddition of diene to the ground state of *trans* dienophiles.

## REFERENCES

1. (a) Fringuelli F. and Taticchi A. *Dienes in the Diels–Alder Reaction*, Wiley, New York, 1990; (b) Paquette L. A. *Comprehensive Organic Synthesis*, vol. 5, Pergamon Press, Oxford, 1991.

2. Bailey W. F., Wachter-Jurcsak N. M., Pineau M. R., Ovaska T. V., Warren R. R. and Lewis C. E. *J. Org. Chem.* 1996, **61**, 8216.
3. Roush W. R. and Sciotti R. J. *J. Am. Chem. Soc.* 1998, **120**, 7411.
4. Tietze L. F. *Chem. Rev.* 1996, **96**, 115.
5. Denmark S. E. and Thorarensen A. *Chem. Rev.* 1996, **96**, 137.
6. Winkler J. D. *Chem. Rev.* 1996, **96**, 167.
7. Tietze L. F., Brumby T., Pretor M. and Remberg G. *J. Org. Chem.* 1988, **53**, 810.
8. Franz A., Eschler P. Y., Tharin M. and Neier R. *Tetrahedron* 1996, **52**, 11643.
9. Saito K., Omura Y., Maekawa E. and Gassman P. *Tetrahedron Lett.* 1984, **25**, 2573.
10. Diels O. and Alder K. *Liebigs Ann. Chem.* 1928, **460**, 98.
11. Sauer J. *Angew. Chem. Int. Ed. Engl.* 1967, **6**, 16.
12. Fringuelli F., Minuti L., Pizzo F. and Taticchi A. *Acta Chem. Scand.* 1993, **47**, 255.
13. Bodwell G. J. and Pi Z. *Tetrahedron Lett.* 1997, **38**, 309.
14. Kononov A. I. and Solomonov B. N. *Dokl. Akad. Nauk SSSR, Ser. Khim.* 1973, **211**, 1115.
15. Dewar M. J. S., Olivella S. and Stewart J. J. P. *J. Am. Chem. Soc.* 1986, **108**, 5771.
16. Angell E. C., Fringuelli F., Pizzo F., Porter B., Taticchi A. and Wenkert E. *J. Org. Chem.* 1986, **51**, 2642.
17. (a) Fukui K. *Acc. Chem. Res.* 1971, **4**, 57; (b) Bach R. D., McDouall J. J. and Schlegel H. B. *J. Org. Chem.* 1989, **54**, 2931; (c) Loncharich R. J., Brown F. K. and Houk K. N. *J. Org. Chem.* 1989, **54**, 1129; (d) Gompper R. *Angew. Chem. Int. Ed. Engl.* 1969, **8**, 312. (e) Sauer J. and Sustmann R. *Angew. Chem. Int. Ed. Engl.* 1980, **19**, 779.
18. Houk K. N., Lin Y. T. and Brown F. K. *J. Am. Chem. Soc.* 1986, **108**, 554.
19. (a) Gorman D. B. and Gassman P. G. *J. Org. Chem.* 1995, **60**, 977.  
(b) de Pascual-Teresa B. and Houk T. L. *Tetrahedron Lett.* 1996, **37**, 1759.
20. Sanghi R., Vankar P. S. and Vamkar Y. D. *J. Indian Chem. Soc.* 1998, **75**, 709.
21. Gassman P. G. and Gorman D. B. *J. Am. Chem. Soc.* 1990, **112**, 8623, 8624.
22. Oi S., Kashiwagi K., Terada E., Ohuchi K. and Inoue Y. *Tetrahedron Lett.* 1996, **37**, 6351.
23. Hashimoto Y., Nagashima T., Hasegawa M. and Saigo K. *Chem. Lett.* 1992, 1353.
24. (a) Lee R. A. *Tetrahedron Lett.* 1973, 3333; (b) Kraus A. and Sugimoto H. *Tetrahedron Lett.* 1977, 3929; (c) White K. B. and Reusch W. *Tetrahedron* 1978, **34**, 2439; (d) Ihara M., Toyota M., Fukumoto K. and Kametani T. *Tetrahedron Lett.* 1984, **25**, 2167; (e) Ihara M., Suzuki M., Fukumoto K., Kametani T. and Kabuto C. *J. Am. Chem. Soc.* 1988, **110**, 1963; (f) Monchand A. P., Annappurna P., Watson W. H. and Nagl A. *J. Chem. Soc. Chem. Commun.* 1989, 281.
25. (a) Koerner M. and Rickborn B. *J. Org. Chem.* 1989, **54**, 6; (b) Koerner M. and Rickborn B. *J. Org. Chem.* 1990, **55**, 2662.
26. (a) Mills S. G. and Beak P. *J. Org. Chem.* 1985, **50**, 1216; (b) Almdal K., Eggert H. and Hammerich O. *Acta Chem. Scand.* 1986, **B40**, 230.
27. Riant O. and Kagan H. B. *Tetrahedron Lett.* 1989, **30**, 7403.
28. Jones P., Li W. S., Pattenden G. and Thomson N. M. *Tetrahedron Lett.* 1997, **52**, 9069.
29. Demircan A. and Parson P. *Synlett* 1998, 1215.
30. Shi C., Zhang Q. and Wang K. K. *J. Org. Chem.* 1999, **64**, 925.
31. Alajarin M., Molina P. and Vidal A. *J. Nat. Prod.* 1997, **60**, 747.
32. Valentine D., Turro N. J. and Hammond G. S. *J. Am. Chem. Soc.* 1964, **86**, 5202.

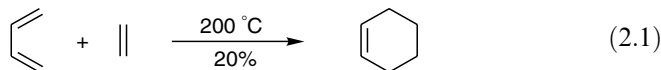
33. (a) Bellville D. J., Wirth D. D. and Bauld N. L. *J. Am. Chem. Soc.* 1981, **103**, 718; (b) Bellville D. J. and Bauld N. L. *J. Am. Chem. Soc.* 1982, **104**, 2665.
34. Bauld N. L., Aplin J. T., Yueh W. and Loinaz A. *J. Am. Chem. Soc.* 1997, **119**, 11381.
35. Bauld N. L., Aplin J. T., Yueh W., Loving A. and Endo S. *J. Chem. Soc. Perkin Trans. 2* 1998, 2733.
36. Schmittel M., Wöhrle C. and Bohn I. *Acta Chem. Scand.* 1997, **51**, 151.
37. Inukai T. and Kojima T. *J. Org. Chem.* 1971, **36**, 924.
38. Angell E. C., Fringuelli F., Minuti L., Pizzo F., Taticchi A. and Wenkert E. *J. Org. Chem.* 1986, **51**, 5177.
39. (a) Trost M. B., Vladuchick W. C. and Bridges A. J. *J. Am. Chem. Soc.* 1980, **102**, 3554; (b) Proteau P. J. and Hopkins P. B. *J. Org. Chem.* 1985, **50**, 141.
40. Kahn S. D., Pau C. F., Overman L. E. and Hehre W. J. *J. Am. Chem. Soc.* 1986, **108**, 7381.
41. Houk K. N. *J. Am. Chem. Soc.* 1973, **95**, 4092.
42. Ginsburg D. *Tetrahedron* 1983, **39**, 2095.
43. Fleming I. *Frontier Orbitals and Organic Chemical Reactions*, Wiley, New York, 1976.
44. Woodward R. B. and Baer H. *J. Am. Chem. Soc.* 1944, **66**, 645.
45. Herndon W. C. and Hall L. H. *Tetrahedron* 1967, **27**, 3095.
46. Houk K. N. and Strozier R. W. *J. Am. Chem. Soc.* 1973, **95**, 4094.
47. Ichihara A. *Synthesis* 1987, 207.
48. Watt D. and Corey E. J. *Tetrahedron Lett.* 1972, 4651.
49. Ho T. L. *Synth. Commun.* 1974, **4**, 189.
50. Cobo J., Melguizo M., Sanchez A., Noguerras M. and De Clercq E. *Tetrahedron Lett.* 1996, **52**, 5845.
51. Bunnage M. E. and Nicolaou K. C. *Chem. Eur. J.* 1997, **3**, 187.
52. (a) Papies O. and Grimme W. *Tetrahedron Lett.* 1980, **21**, 2799; (b) Oku A. and Hart H. *J. Am. Chem. Soc.* 1967, **89**, 4554.
53. Rajan Babu T. V., Eaton D. F. and Fukunaga T. *J. Org. Chem.* 1983, **48**, 652.
54. Gosselin P., Bonfand E., Hayes P., Retoux R. and Maignan C. *Tetrahedron: Asymmetry* 1994, **5**, 781.
55. Ullman E. F. *Chem. Ind. (London)* 1958, 1173.
56. (a) Blomquist A. T. and Meinwald Y. C. *J. Am. Chem. Soc.* 1959, **81**, 667; (b) Schrauzer G. N. and Eichler S. *Chem. Ber.* 1962, **95**, 2764.
57. (a) Rigby J. H. and Ateeq H. S. *J. Am. Chem. Soc.* 1990, **112**, 6442; (b) Gugelchuk M. M. and Wisner J. *Organometallics* 1995, **14**, 1834; (c) Lautens M., Edwards L. G., Tam W. and Lough A. J. *J. Am. Chem. Soc.* 1995, **117**, 10276.
58. Takaya H., Yamakawa M. and Noyori R. *Bull. Chem. Soc. Jpn* 1982, **55**, 852.
59. Lombardo M. and Trombini C. *Seminars in Organic Synthesis. 23rd Summer School 'A. Corbella'*, Italian Soc. Chem., Rome, 1998, 7.
60. Paquette L., Wyvratt M., Berk H. and Moerck R. *J. Am. Chem. Soc.* 1978, **100**, 5845.
61. Krauss G. A. and Tashner M. J. *J. Am. Chem. Soc.* 1980, **102**, 1974.
62. (a) Swarbrick T., Marko I. and Kennard L. *Tetrahedron Lett.* 1991, **32**, 2549; (b) Marko I., Seres P., Swarbrick T., Staton I. and Adams H. *Tetrahedron Lett.* 1992, **33**, 5649.
63. Danishefsky S., Schuda P. F., Kitahara T. and Etheredge S. J. *J. Am. Chem. Soc.* 1977, **99**, 6066.
64. (a) Isaacs N. *Physical Organic Chemistry*, 2nd edn, Longman, Harlow, 1995; (b) Fleming I. *Pericyclic Reactions*, Oxford Science Publ. 67, Oxford University Press, 1999.

65. Woodward R. B. and Hoffmann R. *The Conservation of Orbital Symmetry*, Verlag Chemie, Weinheim, 1970.
66. Goodman J. L., Peters K. S., Misawa H. and Caldwell R. A. *J. Am. Chem. Soc.* 1986, **108**, 6803.
67. (a) Mintas M., Schuster D. I. and Williard P. G. *J. Am. Chem. Soc.* 1988, **110**, 2305;  
(b) Mintas M., Schuster D. I. and Williard P. G. *Tetrahedron* 1988, **44**, 6001.

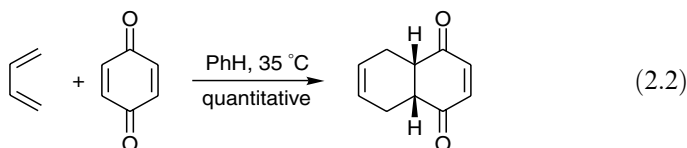
## 2 Thermal Diels–Alder Reaction

### 2.1 INTRODUCTION

From 1928 when Otto Diels and Kurt Alder [1] made their extraordinary discovery until 1960 when Yates and Eaton [2] reported the acceleration of the Diels–Alder cycloadditions by Lewis acid catalysts, these reactions were essentially carried out under thermal conditions owing to the simplicity of the accomplishing thermal process. Since then a variety of methods have been developed to accelerate the reactions. The reaction between 1,3-butadiene and ethylene (Equation 2.1) is a typical example of a thermal Diels–Alder cycloaddition.



Since the reactivity depends on the lowest HOMO–LUMO energy separation that can be achieved by the reacting partners, all the factors, steric and electronic, that lower the HOMO–LUMO distance increase the reaction rate and, as a consequence, allow the reactions to be carried out under mild conditions. Thus the normal electron-demand Diels–Alder reaction between 1,4-benzoquinone and 1,3-butadiene (Equation 2.2) proceeds at 35 °C almost quantitatively.



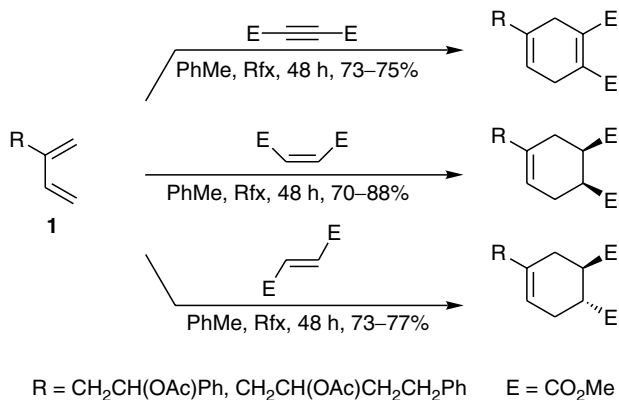
There are many types of Diels–Alder reactions that are carried out under thermal conditions. This chapter will deal with the most significant developments, the potential and range of applications of this methodology of both the intermolecular and intramolecular cycloadditions in organic synthesis.

### 2.2 CARBON DIELS–ALDER REACTIONS

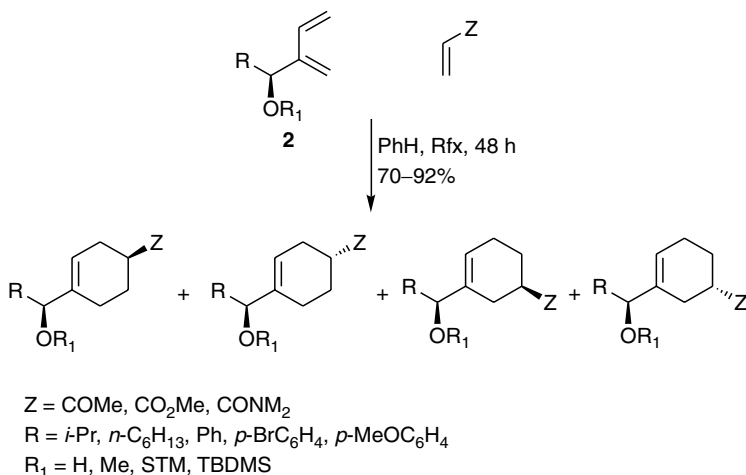
#### 2.2.1 Open-Chain Dienes

Highly functionalized cyclohexenes have been prepared by Diels–Alder reactions of butadienes **1** (Scheme 2.1) and chiral butadienes **2** (Scheme 2.2) with

various dienophiles [3,4]. Good regio- and facial selectivities were observed with dienes **2** bearing a free hydroxy group; when this group was protected the stereoselectivity was reversed and lowered. When the chiral dienes **3**, bearing

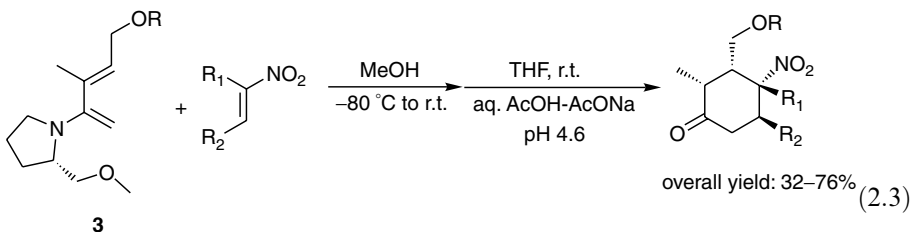


Scheme 2.1



Scheme 2.2

an *S*-(+)-2-methoxymethyl pyrrolidine as chiral auxiliary, were used to react with nitroalkenes, a variety of optically active cyclohexanones [5] were obtained (Equation 2.3). The cycloadditions were highly diastereoselective, showed a high level (92–95%) of enantiomeric excess and, after hydrolysis of the cycloadducts, furnished optically active nitrocyclohexanones.



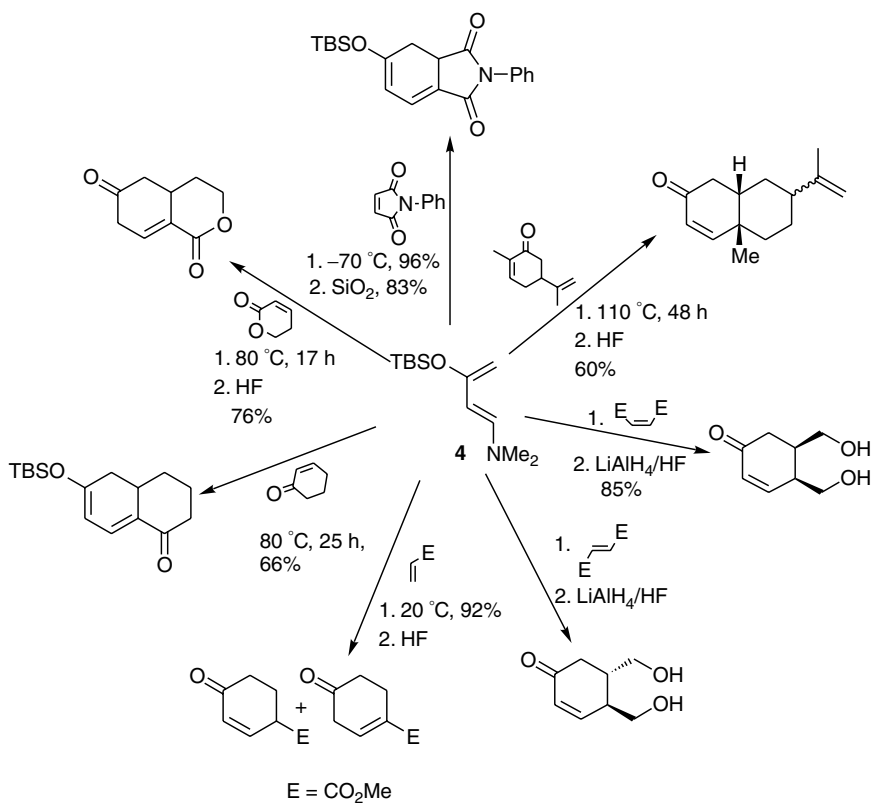
R = Me, OMOM, TBDMS;

R<sub>1</sub> = H, Me;

R<sub>2</sub> = H, Me, CH<sub>2</sub>OBn, *i*-Pr, Ph, 2-Fu, 3-Fu, *o*-Cl-C<sub>6</sub>H<sub>4</sub>, *p*-OMe-C<sub>6</sub>H<sub>4</sub>, *p*-NO<sub>2</sub>-C<sub>6</sub>H<sub>4</sub>;

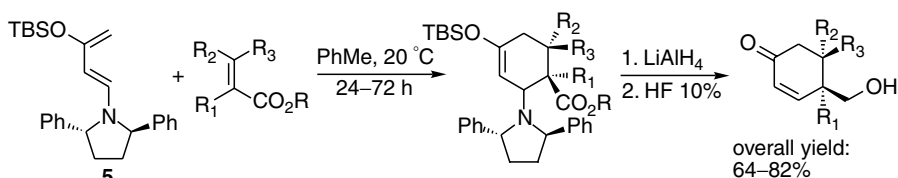
R<sub>1</sub>-R<sub>2</sub> = -(CH<sub>2</sub>)<sub>4</sub>-

Conjugated cyclohexenones [6] have also been easily prepared by combining the cycloaddition of dimethylaminobutadiene **4** and several cyclic and acyclic dienophiles followed by the elimination of the amino group from the cycloadducts under acidic conditions. Scheme 2.3 summarizes some of these results.



**Scheme 2.3**

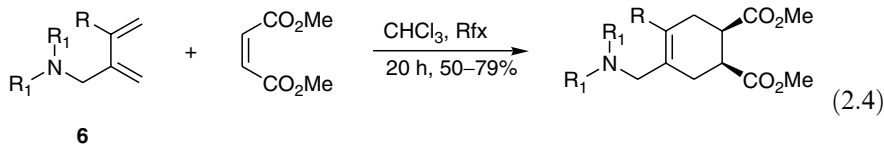
This type of diene is also interesting because the amino substituents open up the possibility of using chiral amines, thus allowing optically active conjugated cyclohexenones to be synthesized. An example is the chiral aminosiloxy diene **5** which reacts with several dienophiles leading to cycloadducts that were directly converted into chiral cyclohexenones [7] (Scheme 2.4) with fairly good yield (64–82%) and high enantiomeric excess (86–98%). The amino functionality can also be retained [8] as shown by the Diels–Alder reactions of 2-aminomethylbutadienes **6** (Equation 2.4) with a variety of dienophiles (dimethylfumarate, dimethylmaleate, methylacrylate, ethylacrylate and dimethylacetylenedicarboxylate).



R = Me, Et, *t*-Bu; R<sub>1</sub> = H, Et; R<sub>2</sub>, R<sub>3</sub> = Ph, CO<sub>2</sub>Me, CO<sub>2</sub>Et

Scheme 2.4

A one-pot procedure [9] based on the cycloaddition of 4-aryl-2-silyloxybutadienes **7** and bisdiene **8** with alkynes, followed by oxidative aromatization of the cycloadducts, opened a route to polycyclic phenols without isolating the cyclohexadiene derivative intermediates (Scheme 2.5).

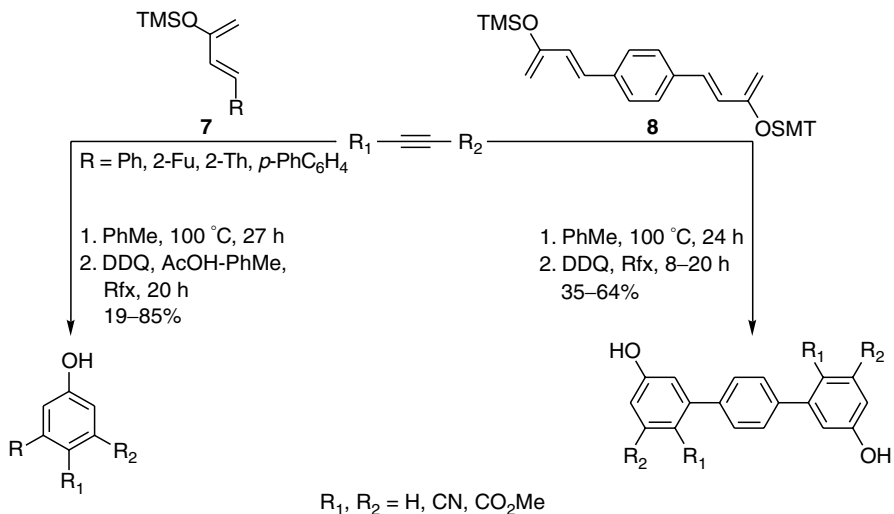


R = H, CH<sub>2</sub>NMe<sub>2</sub>; R<sub>1</sub> = Me, Et

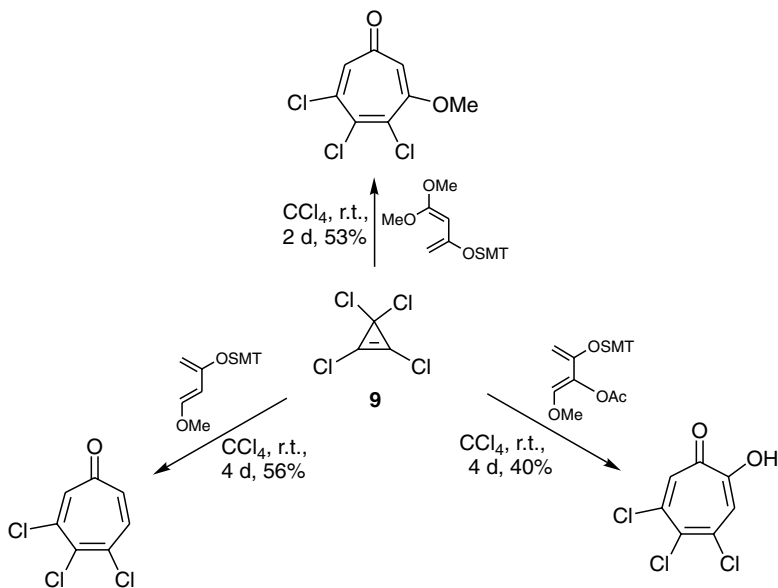
The synthesis of halogen-containing organic substrates is currently a stimulating challenge for synthetic chemists. Among the many procedures that have been developed, Diels–Alder methodology has also been successfully used.

Trichlorinated tropones [10] have been prepared by a one-pot procedure based on thermal cycloaddition of tetrachlorocyclopropene **9** with electron-rich butadienes (Scheme 2.6) followed by spontaneous ring-expansion/dehydrochlorination of the resulting cycloadducts.



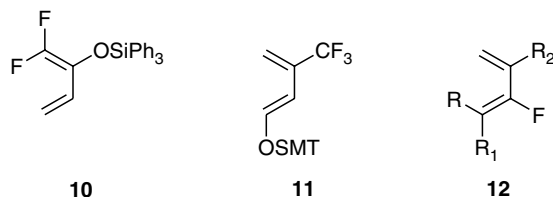


Scheme 2.5



Scheme 2.6

Aromatic fluoro-compounds have been prepared by thermal cycloaddition of fluorinated 1,3-butadienes **10–12** (Figure 2.1) with several dienophiles. Fluorophenols were obtained by cycloaddition of diene **10** with quinones [11]



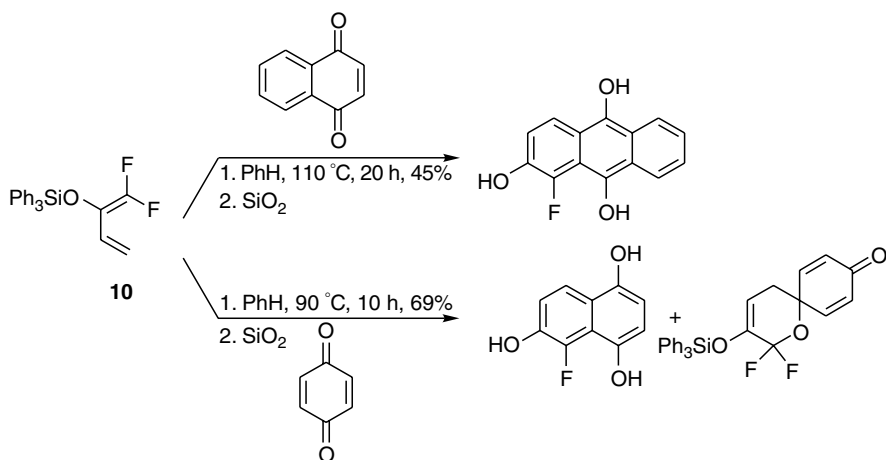
R, R<sub>1</sub>, R<sub>2</sub> = H, Me, OMe, OSMT

**Figure 2.1**

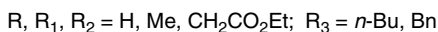
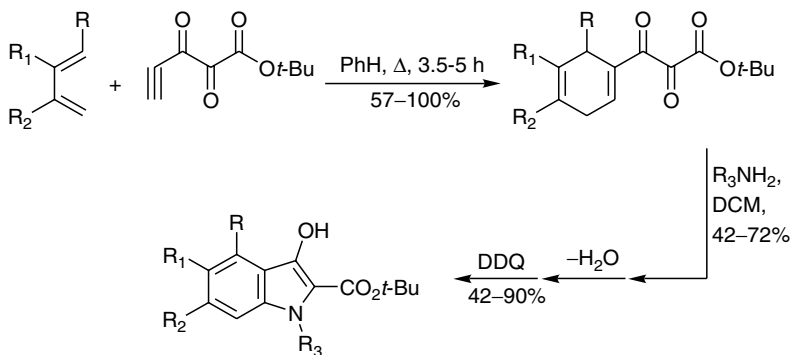
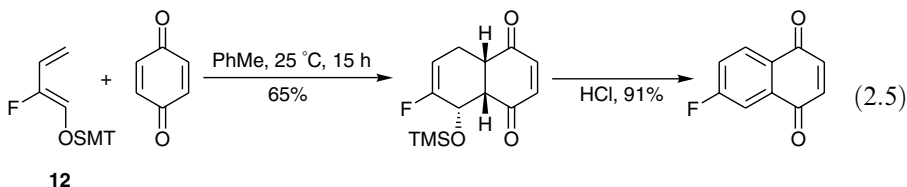
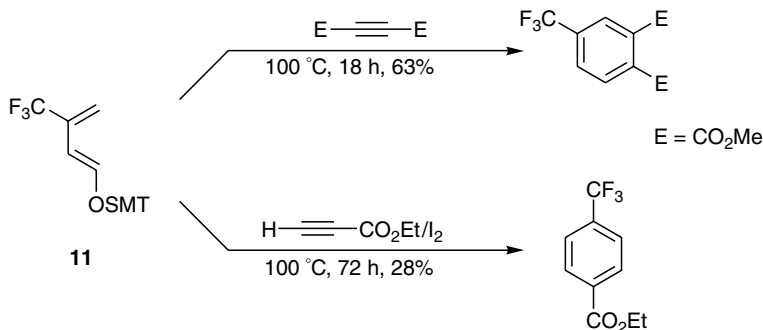
(Scheme 2.7). The phenols were formed during isolation (chromatography on silica gel) from the corresponding cycloadducts. In the reaction with *p*-benzoquinone, a product was unexpectedly obtained from a *hetero*-Diels–Alder reaction with the quinone acting as a carbonyl dienophile.

The Diels–Alder reactions of dienes **11** and **12** with many dienophiles allowed other fluorinated aromatics to be synthesized [12,13]. For example, diene **11** reacted with dimethylacetylenedicarboxylate and ethylpropiolate (Scheme 2.8) to give trifluoromethyl diethylphthalate and trifluoromethylethylbenzoate, and diene **12** with *p*-benzoquinone affords 5-fluoronaphthoquinone (Equation 2.5).

Vinyl- and acetylenic tricarbonyl compounds are reactive dienophilic components in Diels–Alder reactions. Cycloadditions of these compounds with substituted butadienes were recently used to develop a new synthetic approach to indole derivatives [14] (Scheme 2.9) by a three-step procedure including (i) condensation with primary amines, (ii) dehydration and (iii) DDQ oxidation.

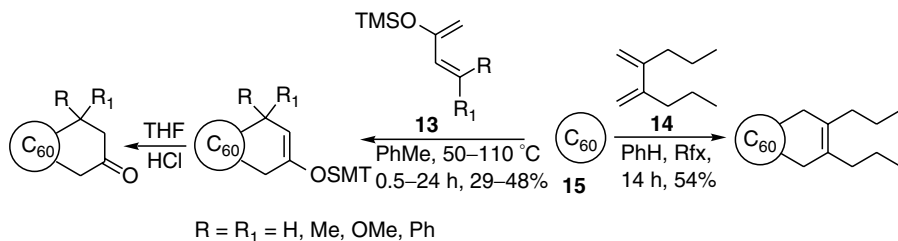


**Scheme 2.7**



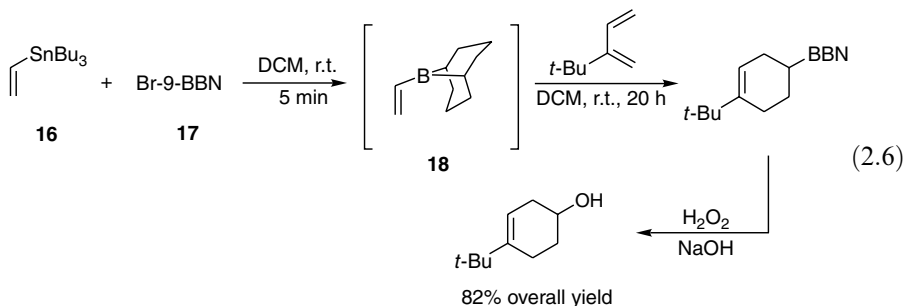
Diels–Alder cycloaddition reactions are among the most common and expeditious methods for the derivatization of [60]-fullerene which acts as a good dienophile reacting with a wide variety of dienes bearing electron-donating and electron-withdrawing groups. Since cycloadducts undergo a facile retro-Diels–Alder reaction, the stability of the cycloadducts was attained either by incorporating the forming double bond into an aromatic ring or by a smooth conversion of the formed double bond into a single bond.

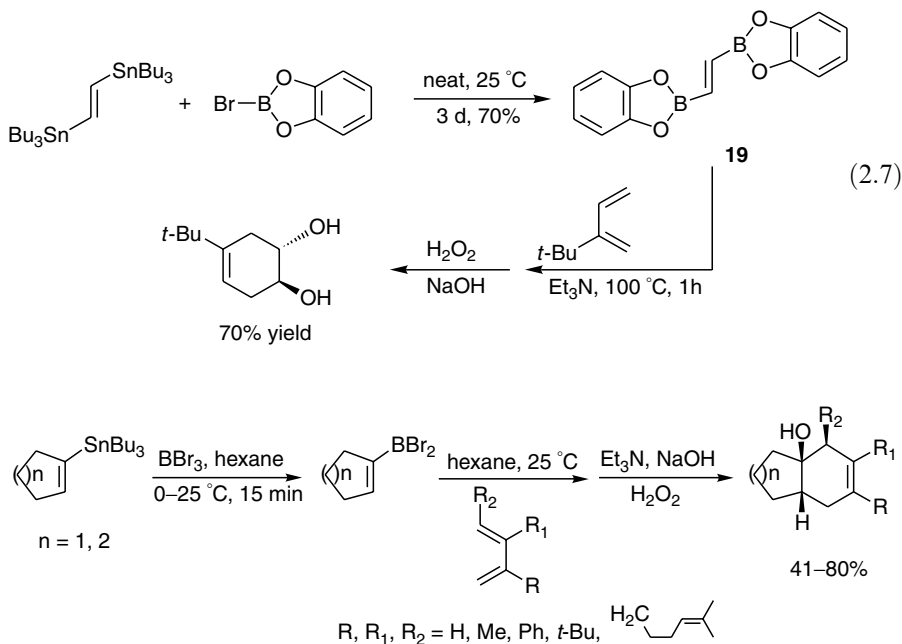
Diels–Alder reactions of butadienes **13** and 2,3-di-*n*-propylbutadiene **14** with [60]-fullerene **15** led to several fullerene derivatives [15–17] (Scheme 2.10). Dienes **13** and **14** bore electron-donating groups, but the reactions also occurred with electron-withdrawing substituents due to the sufficiently low-energy LUMO of C<sub>60</sub>.



**Scheme 2.10**

Vinylboranes, a class of highly reactive dienophiles that has been explored by Singleton and coworkers [18–21], have been used to synthesize a wide variety of cyclohexenols, cyclohexenediols and bridgehead bicyclic alcohols by Diels–Alder reaction with a wide range of acyclic dienes. The alcohols are obtained by an oxidative H<sub>2</sub>O<sub>2</sub>/NaOH work-up of the intermediate borane adducts; by adding triethylamine before proceeding with oxidation, the protodeboronation side-reaction was eliminated and alcohols were obtained in good to excellent yields. Vinylborane can be readily prepared by metal–metal exchange of boron halides with vinyltin derivatives. While 9-vinyl-borabicyclo [3.3.1]nonane (**18**) is unstable and was therefore generated *in situ* and trapped by dienes, the *trans*-1,2-bis(catecholboryl)ethylene (**19**) is an air-stable crystalline solid [19]. The cycloadditions of numerous vinylboranes have been studied and some significant examples are summarized in Equations 2.6 and 2.7 and Scheme 2.11. Generally, the cycloaddition reactions have shown high regioselectivity and endo-diastereoselectivity.





Scheme 2.11

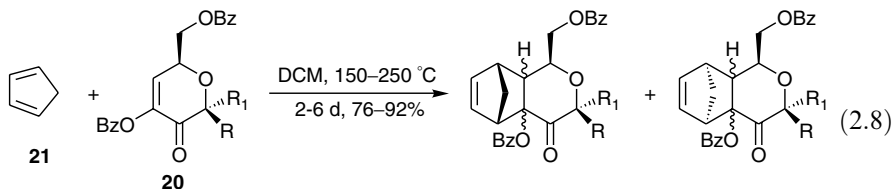
## 2.2.2 Cyclopentadienes and Cyclohexadienes

Cyclopentadienes and cyclohexadienes are versatile dienes that are commonly used to study mechanistic, regio- and stereochemical aspects of the Diels–Alder reaction and for synthetic purposes.

Cycloaddition reactions of homochiral dihydropyranones **20**, readily accessible from D-glucose, with cyclopentadiene **21** give optically active tetrahydrobenzopyranones bearing several stereogenic centers. The reactions of these poorly reactive dienophiles were carried out under drastic thermal, Lewis-acid catalyzed, high pressure conditions [22]. Although mixtures of four diastereoisomers (*endo/exo* and *syn/anti*) were always obtained, the highest yields and stereoselection were observed under thermal (Equation 2.8) and, especially, high pressure conditions (15 kbar,  $25^\circ\text{C}$ , 2 d).

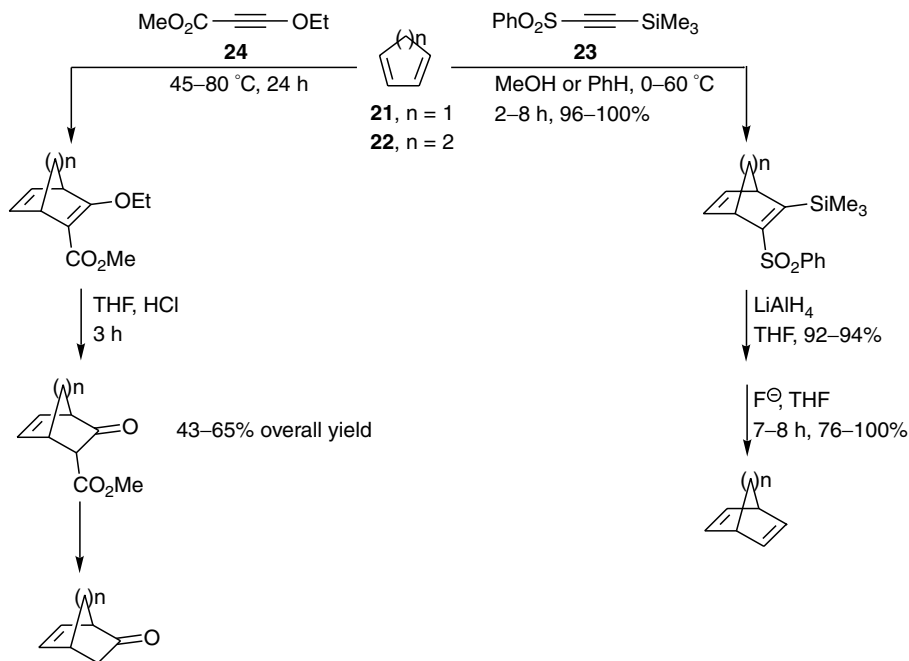
Norbornadienes, norbornenones and their homologs have been prepared [23, 24] by cycloaddition of cyclopentadiene (**21**) and cyclohexadiene (**22**) with 1-benzenesulfonyl-2-trimethylsilylacetylene (**23**) and 1-ethoxy-2-carbomethoxyacetylene (**24**). Both were efficient dienophiles in the cycloaddition processes and dienophile **23** acted as an effective acetylene equivalent (Scheme 2.12). Norbornanes and their homologs can also be attained by Diels–Alder reaction

of dienes **21**, **22** and fulvene **25** with acetoxy maleic anhydride (**26**), a reactive dienophile, which behaves like a ketene equivalent [25] (Scheme 2.13).



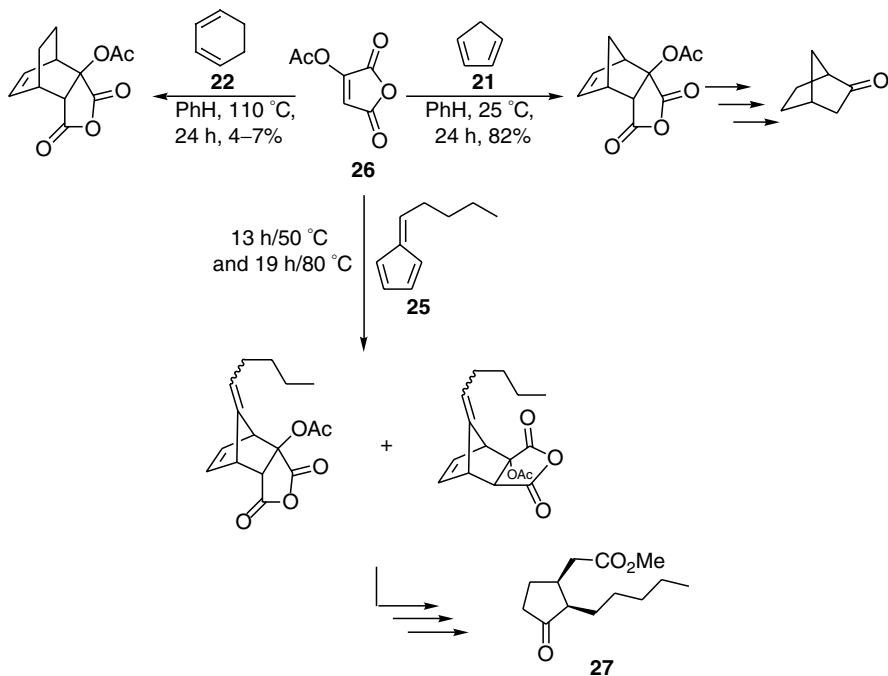
R = R<sub>1</sub> = H, OMe, OBz

The cycloaddition between **25** and **26** is a crucial step for the synthesis of methyl *cis*-dihydrojasmonate, a key constituent of the commercial jasmine fragrance Hedione **27**.

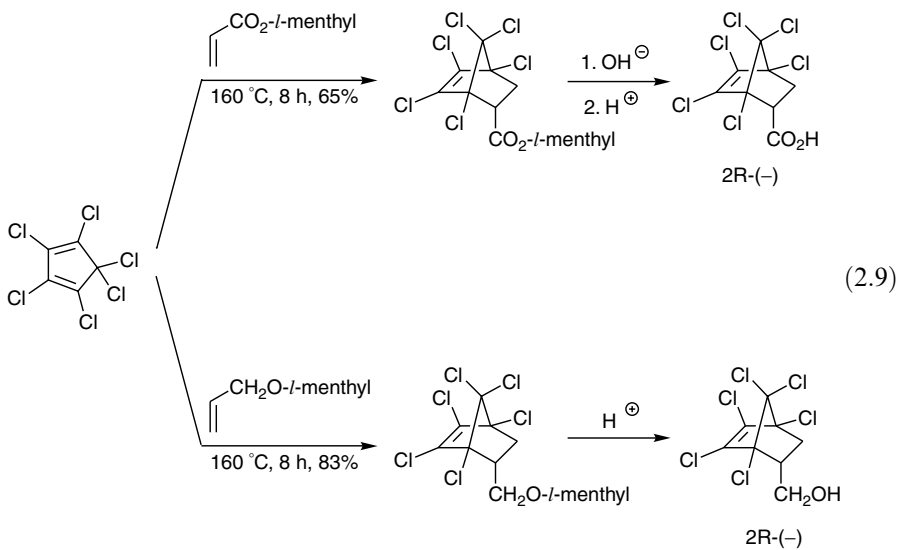


Scheme 2.12

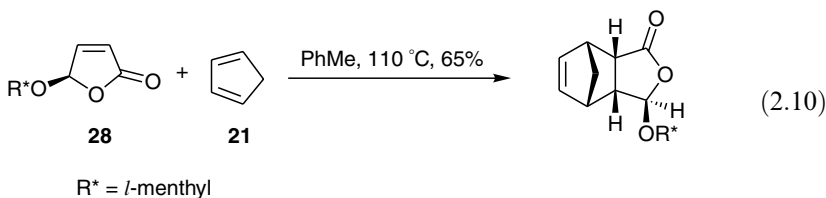
Optically active norbornene derivatives [26] have been prepared by cycloaddition of hexachlorocyclopentadiene with *l*-menthylacrylate and *l*-menthylallyl-ether (Equation 2.9). Low levels of enantiomeric excess have been obtained in the thermal processes, whereas Lewis acid catalyzed reactions (BF<sub>3</sub>, BBr<sub>3</sub>, AlCl<sub>3</sub>, SnCl<sub>4</sub>, DCM, 40–80 °C) gave better results.



Scheme 2.13



Furanones are a class of chiral dienophiles very reactive in thermal cycloadditions. For example, (5*R*)-5-(*l*-menthyloxy)-2-(5*H*)-furanone (**28**) underwent Diels–Alder reaction with cyclopentadiene (**21**) with complete  $\pi$ -face-selectivity (Equation 2.10), affording a cycloadduct which was used as a key intermediate in the synthesis of dehydro aspidospermidine [27].



Very high levels of diastereomeric and enantiomeric excess have been observed in the cycloadditions of (5*R*) and (5*S*)-5-menthyloxy-2-(5*H*)-furanones **28** and **29** (Figure 2.2), readily available from furfural and *d*- and *l*-menthol [28].

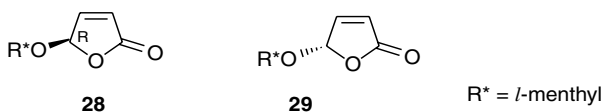


Figure 2.2

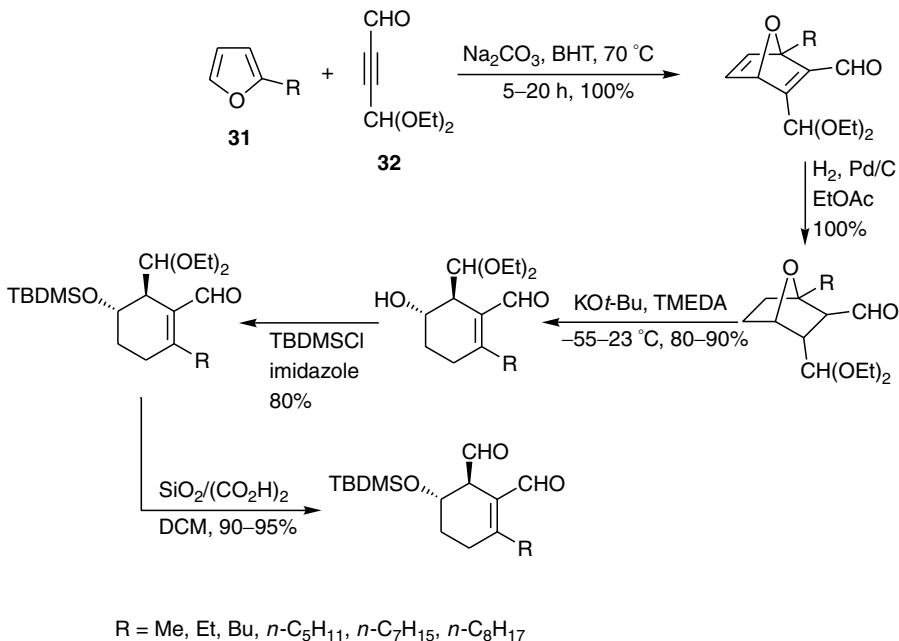
### 2.2.3 Heterocyclic Dienes

The reactivity of heterocyclic dienes is determined by the nature and number of heteroatoms and, in the case of heteroaromatic compounds, also by the aromatic character. Furans undergo Diels–Alder reactions with strong dienophiles and generally afford *exo*-cycloadducts which are thermodynamically more stable than the kinetically favoured *endo*-adducts.

An example of the Diels–Alder reaction of furans is the cycloaddition of **31** with 4,4-diethoxybut-2-ynal (**32**) which acts as an acetylenedicarbonyl synthon to afford 7-oxabicyclo [2.2.1]heptene derivatives [29] which were then converted into substituted cyclohex-1-ene-1,6-dicarbaldehydes by a four-step procedure (Scheme 2.14).

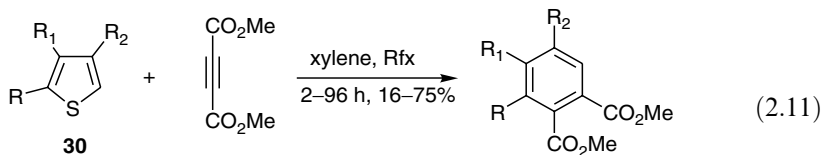
Thiophenes are less reactive than furans and therefore react with very reactive dienophiles. They behave somewhat differently from furans and in many cases the intermediate addition products are unstable and undergo cheletropic extrusion of sulfur [30]. Thiophenes **30** undergo cycloaddition reactions with DMAD (Equation 2.11) to afford bicyclic cycloadducts which lead to phthalates by sulfur extrusion, thus offering a one-pot synthesis of dimethylphthalates [31].






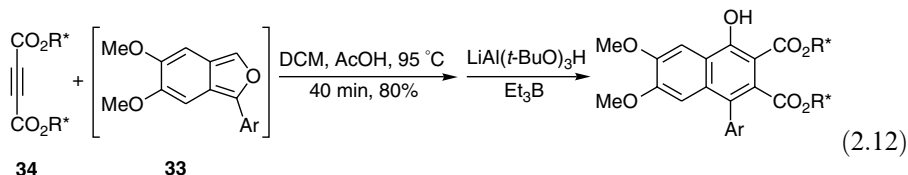
Scheme 2.14

Benzo[*c*]furans (isobenzofurans) are very reactive but generally unstable dienes which are prepared *in situ* and trapped. The *in situ*-generated isobenzofuran **33** was trapped by cycloaddition reaction with bis(methyl (S)-lactyl) ester **34** to afford [32] optically active naphthols (Equation 2.12). The cycloaddition was carried out in the presence of a catalytic amount of glacial acetic acid and represents a facile one-pot procedure to synthesize substituted naphthols.

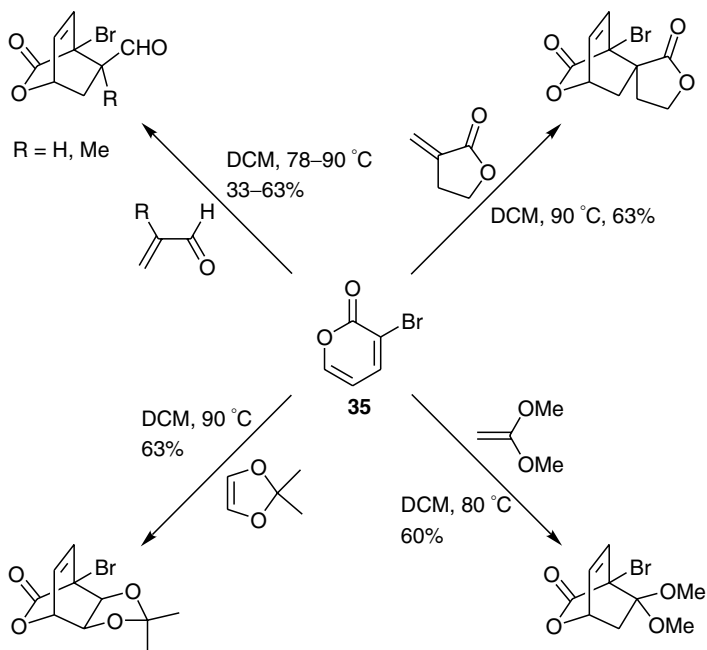


$\text{R, R}_1, \text{R}_2 = \text{H, Me, OMe, SMe, Ph}$

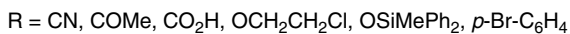
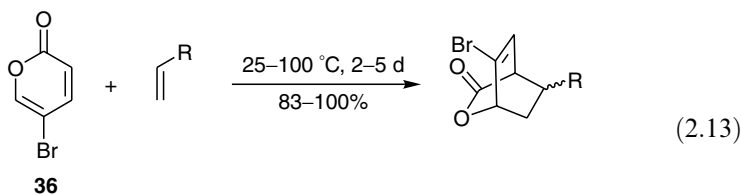
Because of their low reactivity, a Diels–Alder reaction of 2-pyrone usually requires such a high temperature that the initial bicyclic lactone adducts often undergo cycloreversion [30,33] with loss of  $\text{CO}_2$ . In some cases this limitation has been overcome by carrying out the reaction under high pressure conditions. Posner and coworkers have shown [34–36] that the presence of a tolylthio group or a bromine atom at the 3- or 5-position increases the reactivity of 2-pyrone. 3-Bromo-2-pyrone (**35**) (Scheme 2.15), as well as its regioisomer 5-bromo (**36**)



(Equation 2.13), undergo slow but very clean regioselective cycloaddition reactions, under carefully controlled thermal conditions with both electron-poor and electron-rich dienophiles.



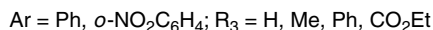
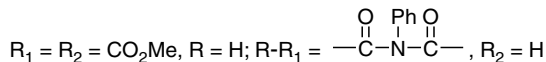
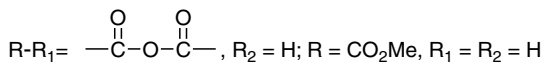
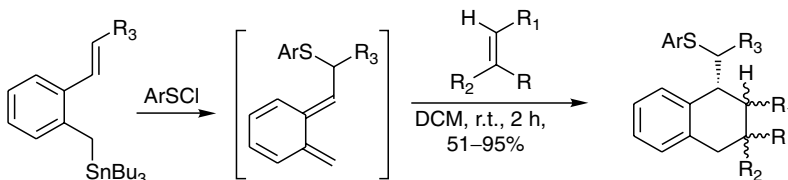
Scheme 2.15



### 2.2.4 Outer-Ring Dienes

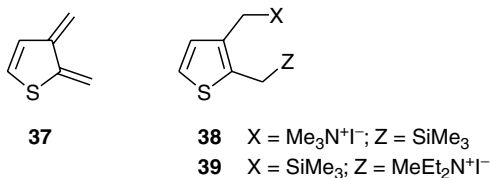
Outer-ring dienes are very reactive and readily form Diels–Alder adducts with olefinic and acetylenic dienophiles. Several types of outer-ring dienes are based on their nature (carbodiene or heterodiene) and ring type (carbocyclic or heterocyclic). Their reactivity is related to the distance between the methylene carbons and is strongly influenced by the presence of heteroatoms in the ring and substituents in the diene moiety. Many routes for generating these dienes from precursors have been studied; when generated in the presence of a dienophile, they give the adducts directly [30].

Various *o*-quinodimethanes, generated *in situ* from *o*-alkenylbenzyltributylstannane precursors, have been used to synthesize functionalized polycycles by Diels–Alder reaction with maleic anhydride, methylacrylate, dimethylfumarate and *N*-phenyl maleimide in the presence of electrophiles [37] (Scheme 2.16).



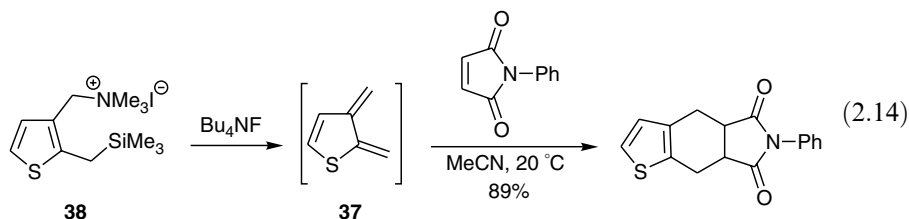
**Scheme 2.16**

2,3-Dimethylene-2,3-dihydrothiophene (**37**, Figure 2.3) is the thiophene analog [38] of *o*-quinodimethanes and has been used to develop a Diels–Alder-based synthetic approach to benzothiophene derivatives. Generated *in situ* by treating the trimethylsilyl ammonium derivatives **38** or **39** with  $\text{Bu}_4\text{N}^+\text{F}^-$ , it

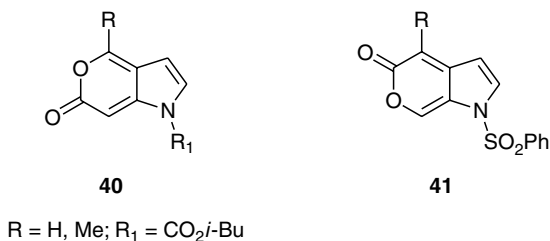


**Figure 2.3**

has been trapped with a variety of dienophiles (dimethyl maleate and fumarate, acrylonitrile, methylacrylate, diethylazodicarboxylate). The fluoride-induced 1,4-elimination procedure [39] allows **37** to be generated under mild conditions; this is of particular importance due to the strong tendency of diene **37** to dimerize or polymerize. For example, the reaction of diene **37** with N-phenyl maleimide is described in Equation 2.14.



Pyrano-[4,2-b]-pyrrol-5-ones (**40**) and pyrano-[4,3-b]-pyrrol-6-ones (**41**) (Figure 2.4) are stable cyclic analogs of pyrrole 2,3-quinodimethane and undergo Diels–Alder reaction [40, 41] with various dienophiles to afford indole derivatives after loss of carbon dioxide.

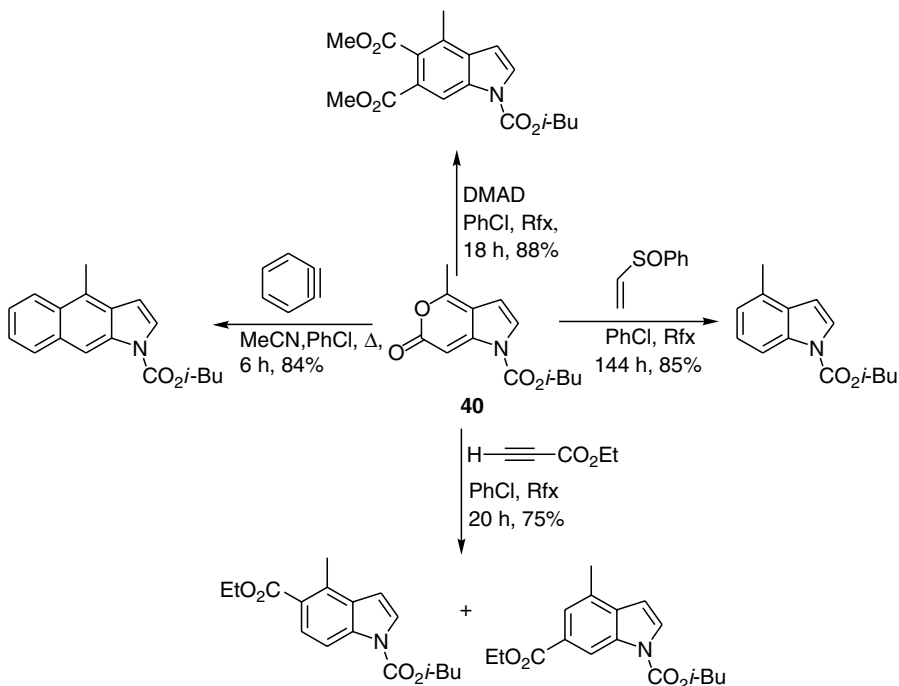


**Figure 2.4**

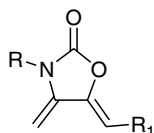
Scheme 2.17 reports some cycloaddition reactions of pyrano-[4,3-b]-pyrrole **40** (R = Me, R<sub>1</sub> = CO<sub>2</sub>*i*-Bu).

Tamariz and coworkers [42] have described a versatile, efficient methodology for preparing N-substituted-4,5-dimethylene-2-oxazolidinones **42** (Figure 2.5) from  $\alpha$ -diketones and isocyanates and have also studied their reactivity in Diels–Alder reactions. This is a method for synthesizing polycyclic heterocyclic compounds. Some of the reactions of diene **42** are summarized in Scheme 2.18. The nitrogen atom seems to control the regiochemistry of the reaction.

2,3-Ethylene disulfonyl-1,3-butadiene (**43**) is an example of an outer-ring diene with a non-aromatic six-membered heterocyclic ring containing sulfur. It is prepared by thermolysis of sulfolenes in the presence of a basic catalyst. It is very reactive [43] and even though it is electron-deficient, it readily reacted with both electron-rich and electron-poor dienophiles (Equation 2.15).



Scheme 2.17

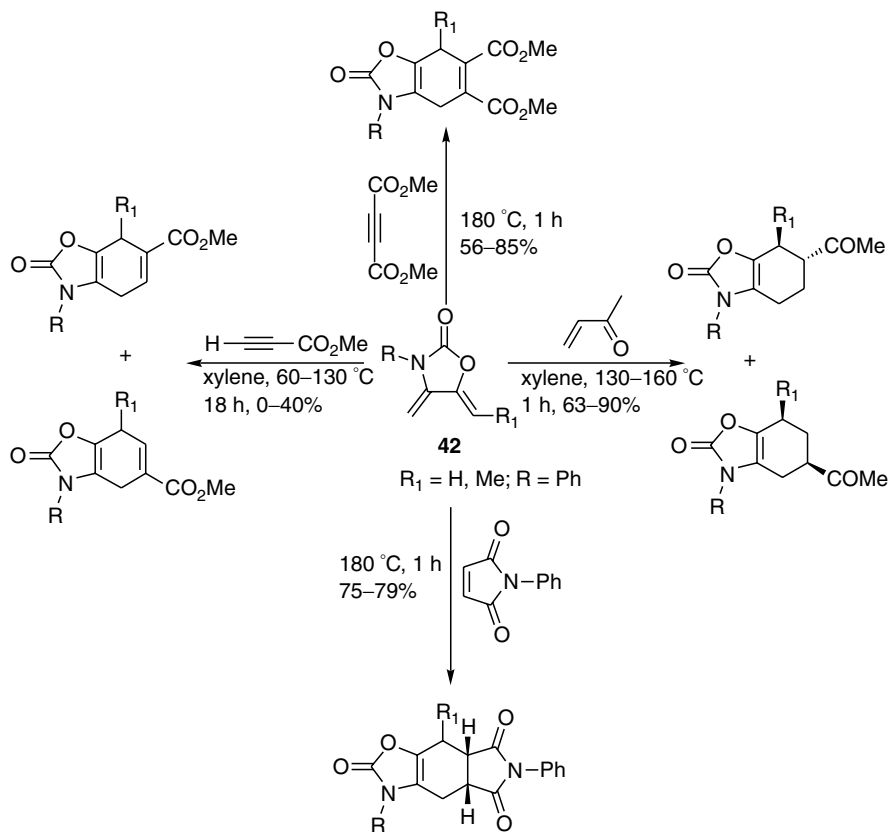
**42**

R =  $(\text{CH}_2)_2\text{Cl}$ , Ph, *p*-ClC<sub>6</sub>H<sub>4</sub>, *m*-ClC<sub>6</sub>H<sub>4</sub>, *o*-MeC<sub>6</sub>H<sub>4</sub>, *m*-MeC<sub>6</sub>H<sub>4</sub>, *p*-MeC<sub>6</sub>H<sub>4</sub>, *o*-BrC<sub>6</sub>H<sub>4</sub>  
 R<sub>1</sub> = H, Me

Figure 2.5

Indole-2,3-quinodimethanes [44] **44** are bicyclic outer-ring dienes that are widely used to prepare a variety of heterocyclic polycyclic compounds. These dienes, generated by extrusion of CO<sub>2</sub> from lactones, are then trapped by dienophiles. Some examples of Diels–Alder reactions of the dienes **44** are reported in Scheme 2.19.

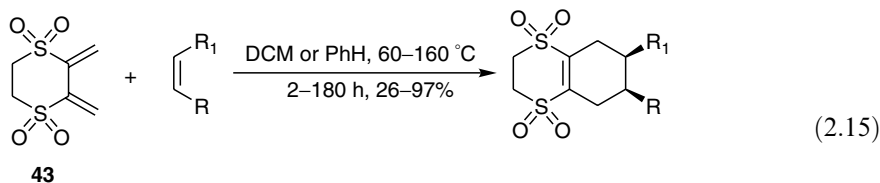
The Diels–Alder reaction provides a valuable tool for functionalizing buckminsterfullerene (C<sub>60</sub>). Functionalized C<sub>60</sub> derivatives may have important applications as conductive materials [45] and in biological chemistry [46].



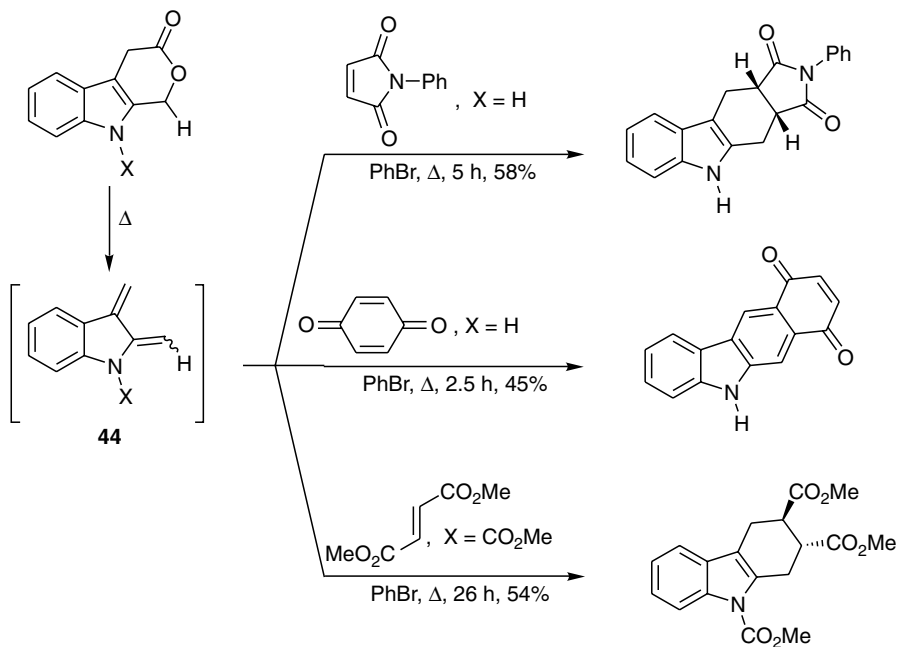
Scheme 2.18

*o*-Quinodimethanes and their heterocyclic analogs have been used to functionalize (C<sub>60</sub>) fullerene by cycloaddition reactions affording thermally stabilized cycloadducts.

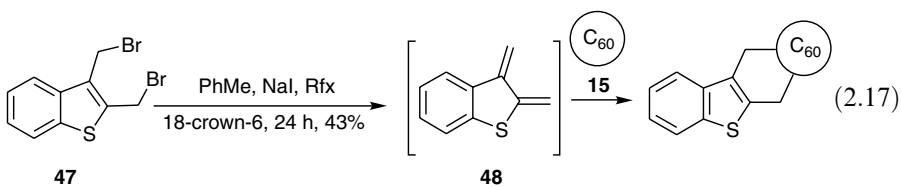
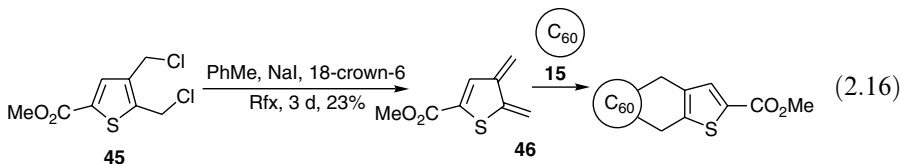
Thieno-*o*-quinodimethanes **46** and **48**, generated *in situ* by iodide-induced 1,4-elimination from the respective 2,3-bis(chloromethyl)thiophene **45** and 2,3-bis(bromomethyl)benzo[*b*]thiophene **47** precursors, undergo Diels–Alder



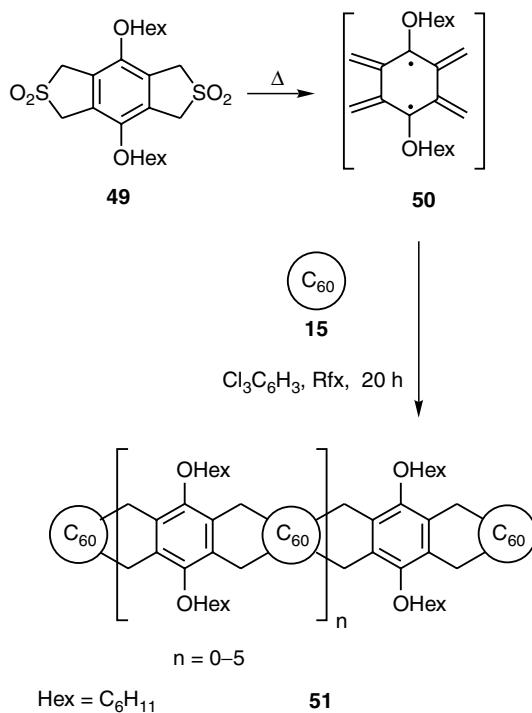
R = OEt, SPh, TMS, OAc, CO<sub>2</sub>Me, COMe, Ph; R<sub>1</sub> = H; R-R<sub>1</sub> = -(CH<sub>2</sub>)<sub>4</sub>-,  $\text{---}\overset{\text{O}}{\parallel}{\text{C}}\text{---}\overset{\text{Ph}}{\text{N}}\text{---}\overset{\text{O}}{\parallel}{\text{C}}\text{---}$



reaction with fullerene (**15**) in the presence of 18-crown-6 ether, yielding (Equations 2.16 and 2.17) thiophene-containing monocycloadducts [47].



Bis-*o*-quinodimethanes have also been used to functionalize [60]-fullerene by Diels–Alder reaction. An example is the preparation of main-chain polymers with incorporated [60]-fullerene units [48] illustrated in Scheme 2.20. Cycloaddition of bis-diene **50** generated *in situ* from bis-sulfone **49** with [60]-fullerene leads to an oligomer mixture **51**. Another type of functionalization is based on the



Scheme 2.20

Diels–Alder reaction of fullerenes with complex dienes type **52** (Figure 2.6) which have a 2,3-bis-(methylene) bicyclo[2.2.2]octane unit [49].

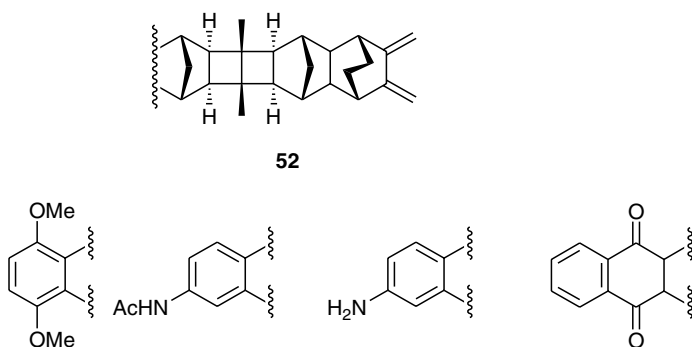


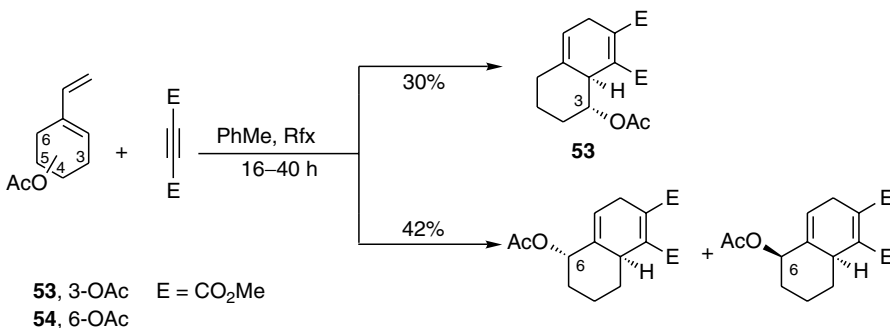
Figure 2.6



### 2.2.5 Inner-Outer-Ring Dienes

Inner-outer-ring dienes are very useful in the synthesis of polycyclic molecules. Their reactivity in the Diels–Alder reaction depends on the type of ring (carbocyclic, heterocyclic, aromatic) that bears the ethenyl group or on the electronic effects of substituents at the diene moiety [30].

The 3- and 6-acetoxyvinylcyclohexenes **53** and **54** react with dimethylacetylenedicarboxylate to afford bicyclic esters [50]. It is noteworthy that the facial diastereoselectivity depends on the position of the acetoxy group (Scheme 2.21). While the reaction of **53** is completely *anti*-diastereoselective, that of **54** is undiastereoselective, affording a 1:1 mixture of cycloadducts.

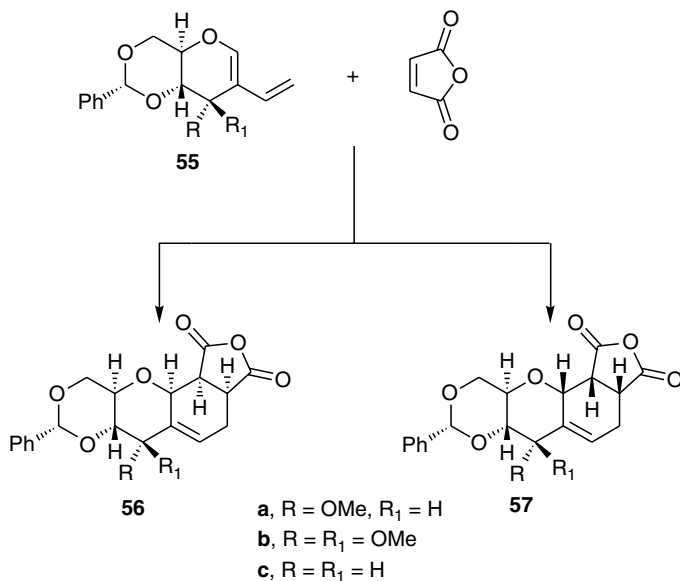


Scheme 2.21

The cycloadditions of the C-2 vinyl glycols with maleic anhydride are an interesting example of facial stereocontrol. The allylic methoxy group in dienes **55a** and **55b** exerts an *anti*-steriodirecting effect as shown by the stereochemistry of the *endo*-cycloadducts **56** and **57** obtained as the sole products from **55a** and **55b**, respectively, and by the fact that **55c** produces [51] a mixture of the diastereoisomers **56c** and **57c** (Scheme 2.22). When linear acetylenic dienophiles were used, the degree of facial diastereoselectivity decreased, which indicates its dependence on steric effects.

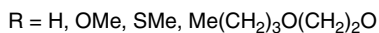
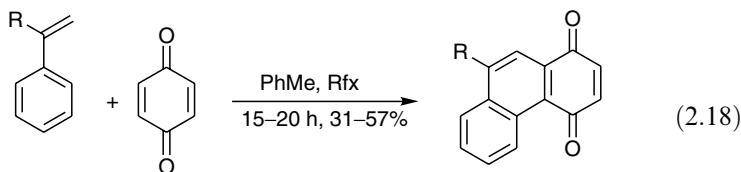
#### *Styrenes and vinylnaphthalenes*

Styrenes may act as  $2\pi$  and  $4\pi$  components of the Diels–Alder reaction depending on the substitution site and the electronic effects of the substituent. Electron-donating groups at the  $\alpha$ -carbon of the olefinic double bond enhance the dienic reactivity of styrenes [30].

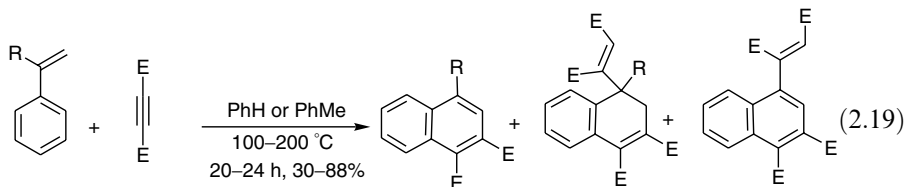


Scheme 2.22

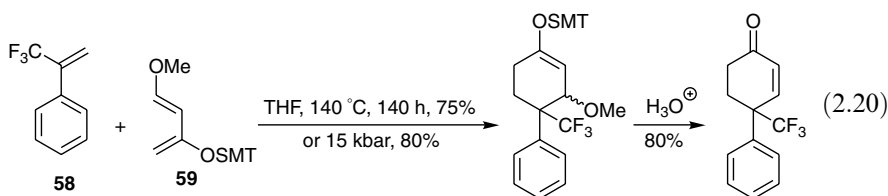
Phenanthrene-1,4-diones have been prepared [52] by cycloaddition of  $\alpha$ -substituted styrenes with an excess of 1,4-benzoquinone (Equation 2.18). Initial cycloadducts are oxidized by 1,4-benzoquinone.



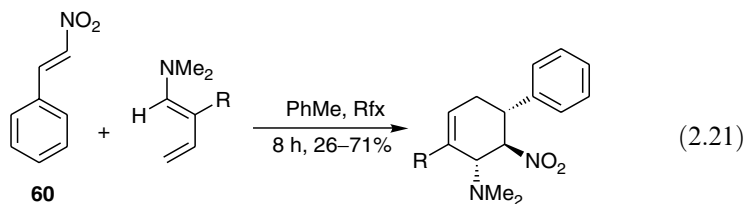
In contrast, product mixtures were obtained [53] when  $\alpha$ -substituted styrenes were reacted with dimethylacetylenedicarboxylate (Equation 2.19). The products were formed via aromatization of the primary cycloadducts or by ‘ene’ addition of a second molecule of DMAD.



When strong electron-withdrawing substituents were introduced at the  $\alpha$ - or  $\beta$ -carbon of the vinyl group, the styrenes acted as dienophiles. Thus cycloaddition of  $\alpha$ -trifluoromethyl styrene (**58**) with Danishefsky's diene **59** afforded regioselectively a 1:1 mixture of cycloadducts which were then converted (Equation 2.20) into 4-phenyl-4-trifluoromethyl-2-cyclohexen-1-one [54].



Similarly,  $\beta$ -nitrostyrene (**60**) reacted with 1-dimethylamino-1-alkylbutadienes to afford phenylnitrocyclohexenes [55] (Equation 2.21) regioselectively and stereoselectively.



R = Me, Et, *i*-Pr, *n*-Pr, *n*-Bu

1-Vinylnaphthalenes give Diels–Alder reactions more easily than styrenes and have been used to synthesize steroid-like compounds. 2-Vinylnaphthalene (**61**) is less reactive than 1-vinylnaphthalene (**62**) (Figure 2.7); it requires drastic conditions to undergo Diels–Alder reaction and the yields are low. Better results can be obtained by carrying out the reaction under high pressure (Chapter 5). Some Diels–Alder reactions of 1-vinylnaphthalene (**62**) are summarized in Scheme 2.23.

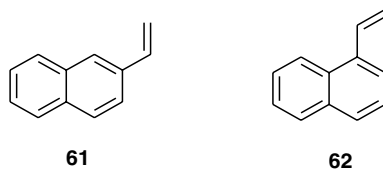
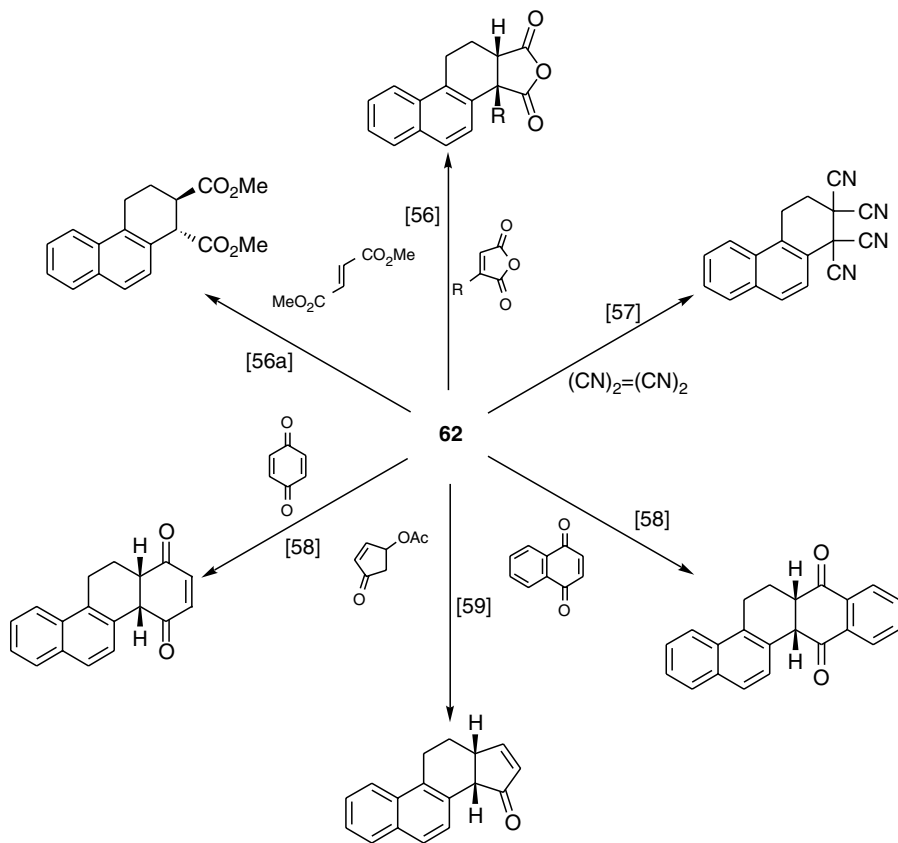


Figure 2.7



Scheme 2.23

Divinylnaphthalenes **63** and **64** (Figure 2.8) react with strong dienophiles and have been used to synthesize complex polycyclic aromatic compounds [60]. While 2-vinylnaphthalene (**61**) and 1-vinylnaphthalene (**62**) act as  $4\pi$  components, 3-vinylphenanthrene (**65**) and 1-vinylpyrene (**66**) (Figure 2.8), characterized by an extended polycyclic aromatic system, preferentially undergo [2+2] cycloaddition [57, 61, 62].

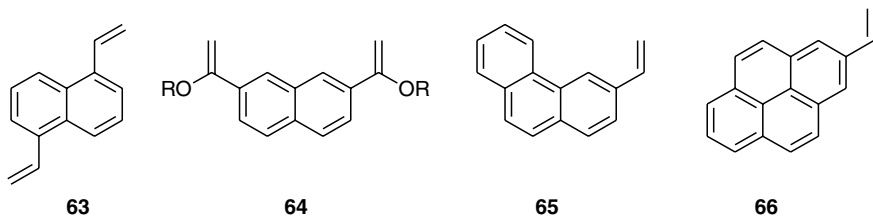
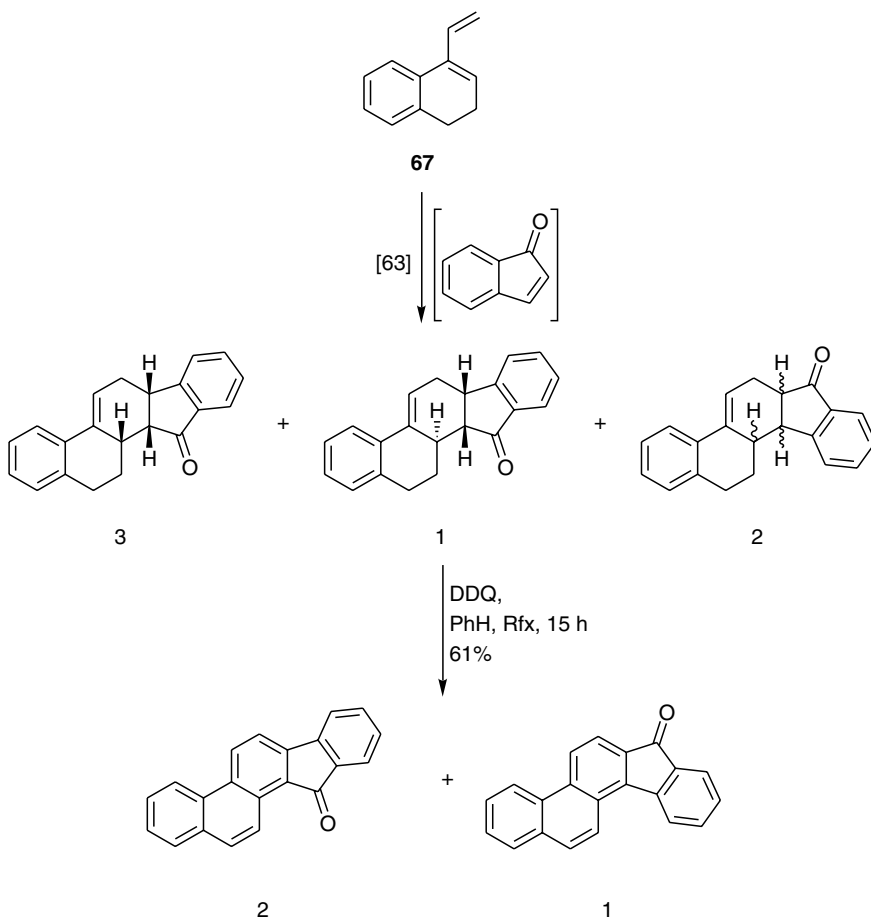
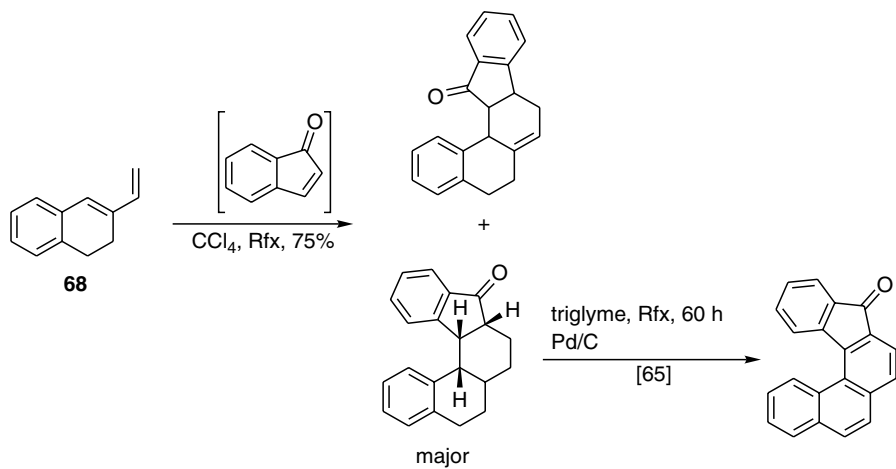


Figure 2.8

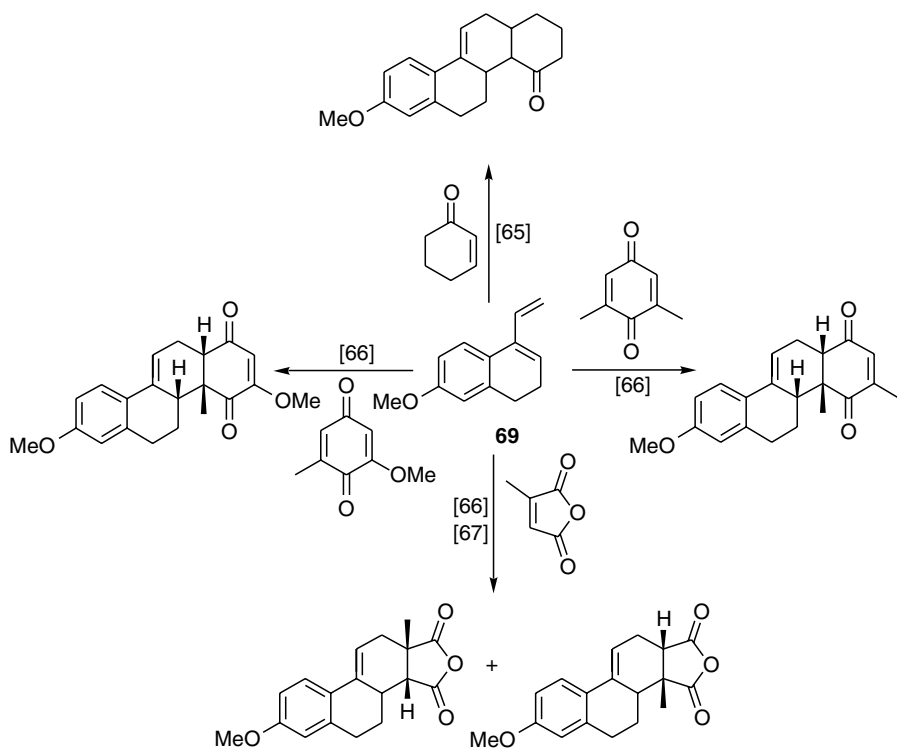
3,4-Dihydro-1-vinylnaphthalene (**67**) as well as 3,4-dihydro-2-vinylnaphthalene (**68**) are more reactive than the corresponding aromatic dienes. Therefore they may also undergo cycloaddition reactions with low reactive dienophiles, thus showing a wider range of applications in organic synthesis. The cycloadditions of dienes **67** and **68** and of the 6-methoxy-2,4-dihydro-1-vinylnaphthalene **69** have been used extensively in the synthesis of steroids, heterocyclic compounds and polycyclic aromatic compounds. Some of the reactions of dienes **67–69** are summarized in Schemes 2.24, 2.25 and 2.26. In order to synthesize indeno[*c*]phenanthrenones, the cycloaddition of diene **67** with 3-bromoindan-1-one, which is a precursor of inden-1-one, was studied. Bromoindanone was prepared by treating commercially available indanone with NBS [64].



Scheme 2.24



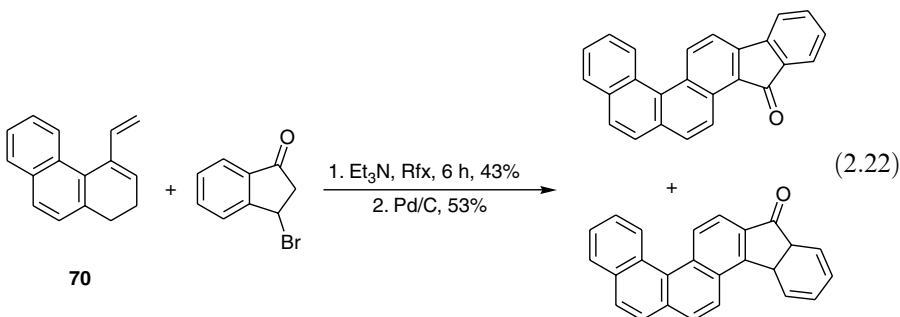
Scheme 2.25



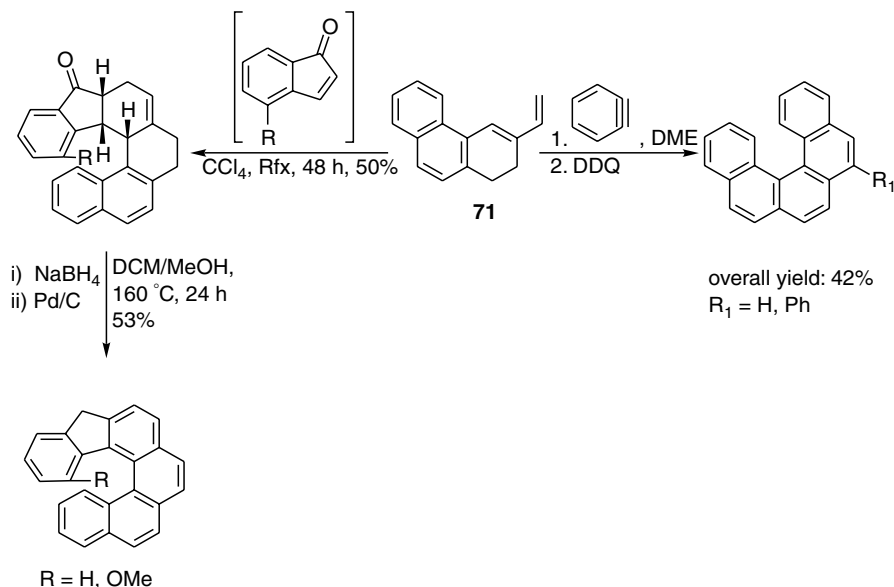
Scheme 2.26

*Dihydrovinylphenanthrenes*

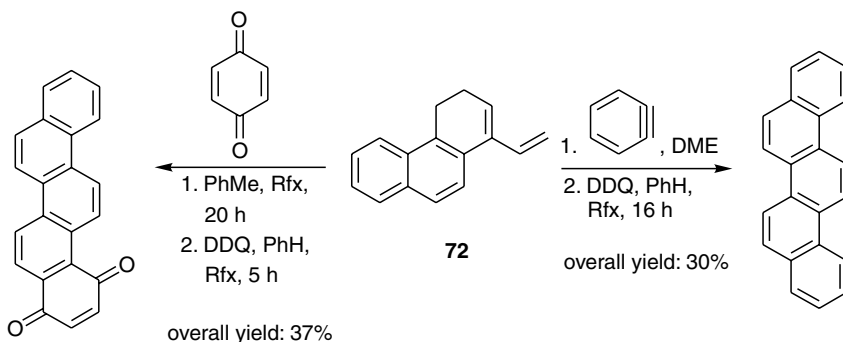
Dihydrovinylphenanthrenes are more reactive than the corresponding vinyl phenanthrenes and undergo Diels–Alder reactions easily. They have been used in the synthesis of polycyclic aromatic compounds and helicenes. Examples of cycloaddition reactions of the 3,4-dihydro-1-vinylphenanthrene (**70**), [61] 3,4-dihydro-2-vinylphenanthrene (**71**) [68] and 1,2-dihydro-4-vinylphenanthrene (**72**) [69] are reported in Equation 2.22 and Schemes 2.27 and 2.28.



In the case of the cycloaddition of **71** with benzyne (Scheme 2.27) a 1.5:1 mixture of the two products was obtained which were then oxidized to the



Scheme 2.27



Scheme 2.28

corresponding aromatic compounds. The major component was the product of the cycloaddition which originated the minor product by *ene*-reaction with a second molecule of dienophile.

The Diels–Alder reactions of **71** with 2-inden-1-ones generated *in situ* by treating the corresponding 3-bromo-indan-1-ones with triethylamine, were highly regio- and stereoselective; the cycloadducts were easily dehydrogenated to afford helicenes. Diene **72** underwent cycloaddition reactions with *p*-benzoquinone and benzyne to give cycloadducts which were dehydrogenated to [5]-phenacenes.

### *Vinylfurans, vinylthiophenes and vinylpyrroles*

2-Vinylfuran (**73a**) and 2-vinylthiophene (**73b**) (Figure 2.9), and more generally 2-vinyl- and 3-vinyl five-membered aromatic heterocycles and their benzoderivatives, may undergo Diels–Alder reaction in two different ways by involving either the aromatic nucleus (intra-annular addition) or the diene moiety including the side-chain double bond (extra-annular addition). The latter way of interacting is preferred [30] and involves mechanistic and theoretical aspects, allowing substituted condensed heterocyclic systems to be synthesized [70].

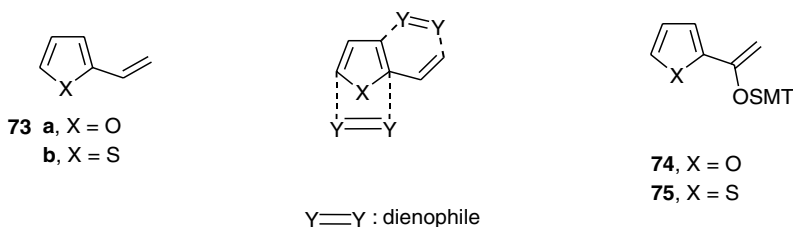
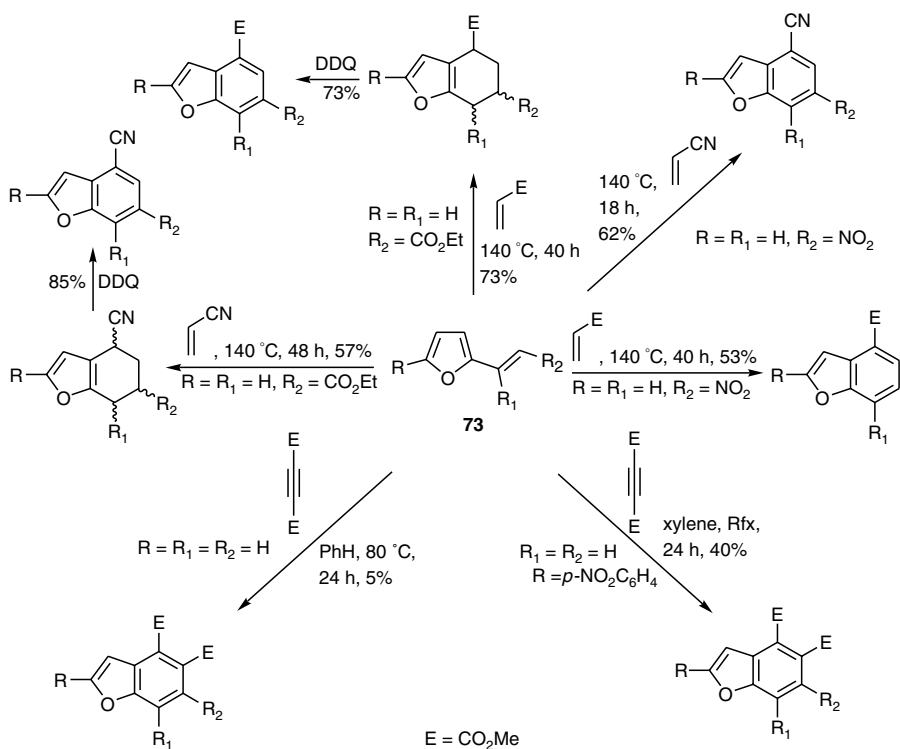


Figure 2.9



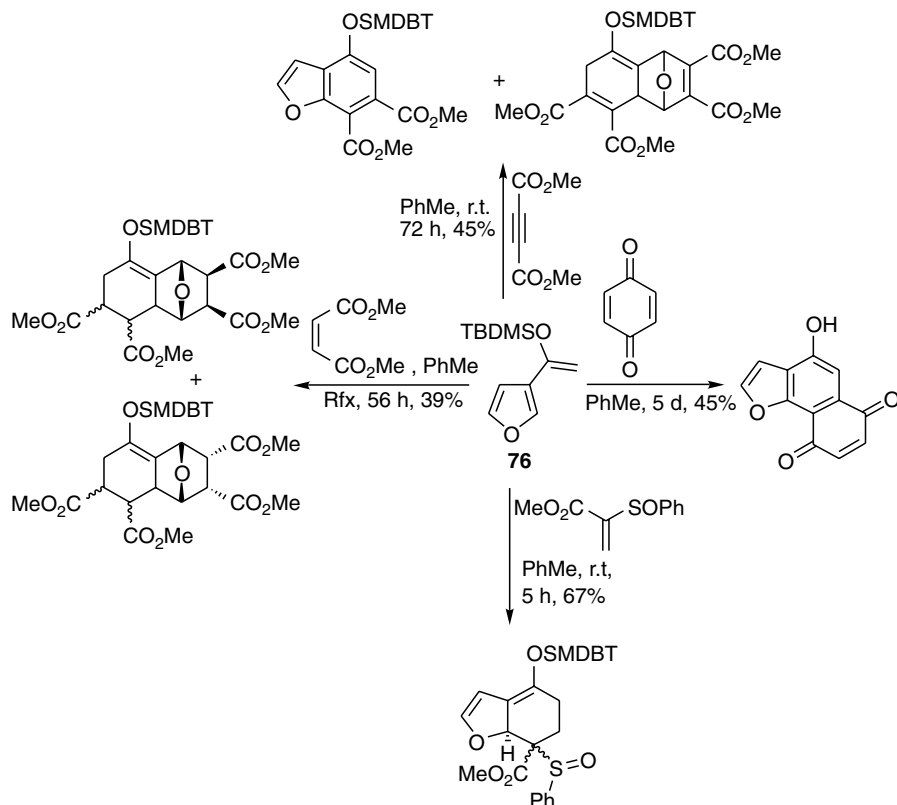
Whereas furan is more reactive than thiophene, according to the different aromatic character [71], the corresponding vinyltrimethylsilyloxy derivatives **74** and **75** show an opposite order of reactivity [72]. The reversed reactivity has been explained in terms of FMO theory by considering the higher energy of the HOMO (diene) and the larger HOMO coefficient at the end of the silyloxyvinyl group in the thiophene derivative **75** compared with that in the analogous furan **74**. This shows that the reactivity of vinylheterocycles is not simply related to their aromaticity.

The Diels–Alder reaction of 2-vinylfurans **73** with suitable dienophiles has been used to prepare tetrahydrobenzofurans [73, 74] by an extra-annular addition; these are useful precursors of substituted benzofurans (Scheme 2.29). In practice, the cycloadditions with acetylenic dienophiles give fully aromatic benzofurans directly, because the intermediate cycloadducts autoxidize during the reaction or in the isolation procedure. In the case of a reaction with nitro-substituted vinylbenzofuran, the formation of the aromatic products involves the loss of  $\text{HNO}_2$ .



Scheme 2.29

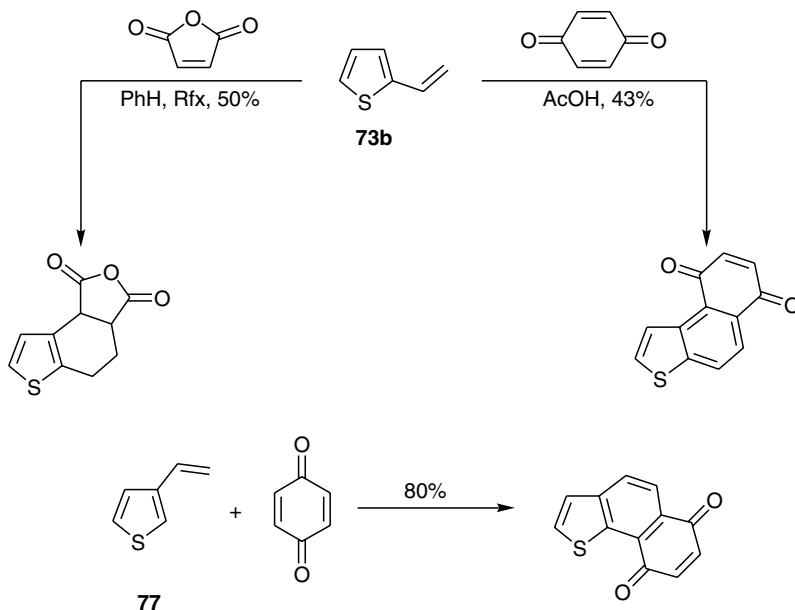
There is marked competition between intra-annulation and extra-annular addition in the case of 3-vinylfuran as shown by the results of the cycloaddition of **76** with several dienophiles [75] (Scheme 2.30).



**Scheme 2.30**

2-Vinyl- and 3-vinylthiophene (**73b** and **77**) are less reactive than the corresponding furans and show a notable preference for extra-annular addition due to the higher reactivity of the diene system, including the side-chain double bond. 2-Vinylthiophene is less reactive than 3-vinylthiophene. Whereas 2-vinylthiophene (**73b**) reacted with maleic anhydride and 1,4-benzoquinone to give cycloadducts in reasonable yield, 3-vinylthiophene (**77**) gave a higher yield of the cycloadduct [76, 77] (Scheme 2.31).

Vinylpyrazoles fail to undergo cycloaddition reactions under conditions used for vinylfurans and vinylthiophenes. 1-Phenyl-4-vinylpyrazole (**78**) and 1-phenyl-5-vinylpyrazole (**79**) (Figure 2.10) react only with strong dienophiles under pressure and at high temperatures [78–80].



Scheme 2.31

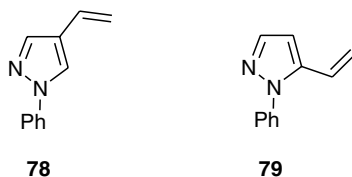
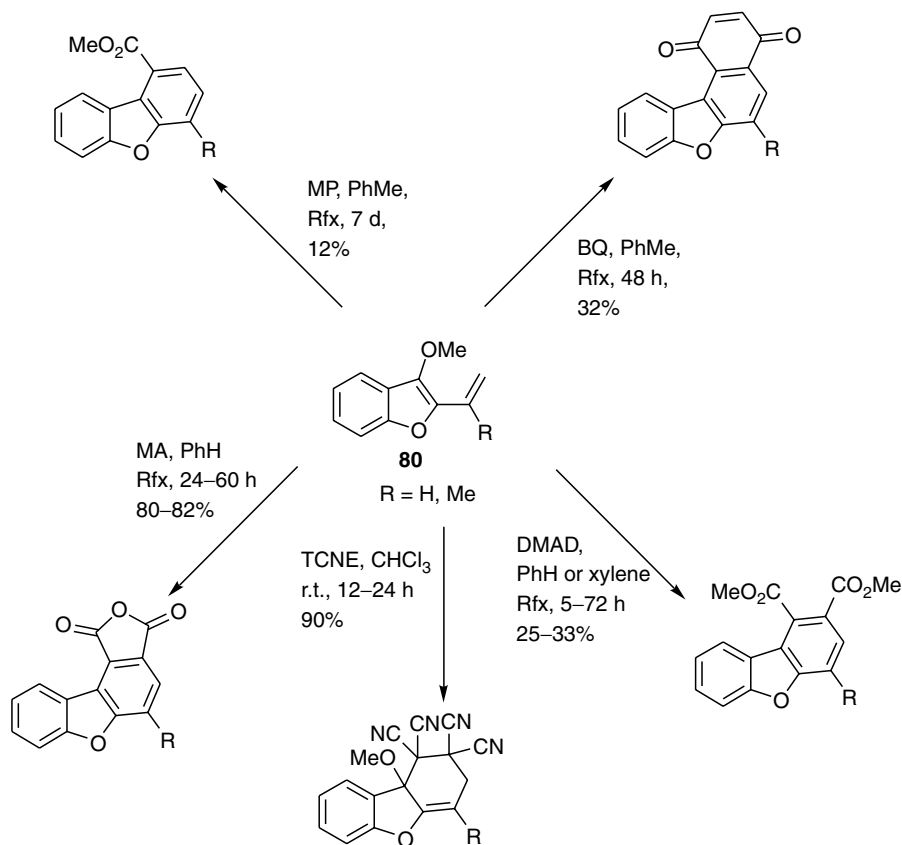


Figure 2.10

### *Vinylbenzofurans, vinylbenzothiophenes and vinylindoles*

These dienes are valuable for the Diels–Alder based synthesis of dibenzofurans, dibenzothiophenes, carbazoles and other classes of complex polycyclic heterocyclic compounds. Scheme 2.32 summarizes some of the cycloadditions [81] of 2-vinylbenzofurans (**80**).

Substituted dibenzofurans have also been obtained by cycloaddition of 3-vinylbenzofurans (**81**) as shown [82] in Scheme 2.33.



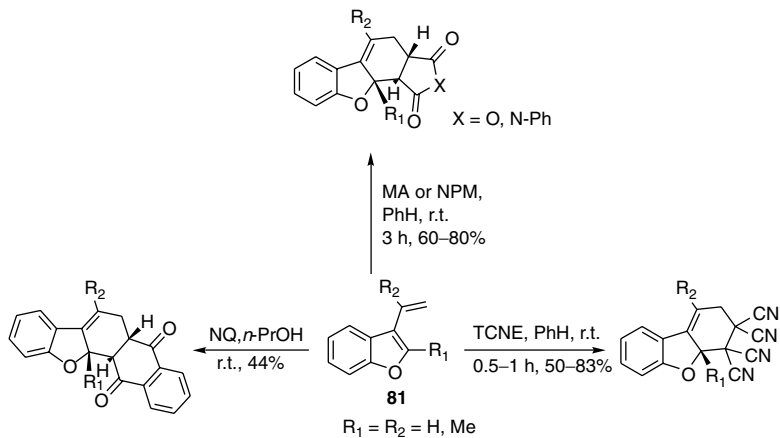
MP = methylpropiolate; BQ = 1,4-benzoquinone; MA = maleic anhydride; DMAD = dimethylacetylenedicarboxylate; TCNE = tetracyanoethylene

**Scheme 2.32**

As vinylbenzofurans allow a large variety of substituted dibenzofurans to be synthesized, 2- and 3-vinylbenzo[b]thiophenes allow an easy entry, by Diels–Alder reaction with the appropriate dienophiles, to substituted dibenzothienophenes which are not easily accessible by other methods. Vinylbenzo[b]thiophenes are less reactive than the corresponding vinylbenzo[b]furans. Some cycloaddition reactions of 2-vinylbenzo[b]thiophene (**82**) with various dienophiles are reported [83] in Scheme 2.34.

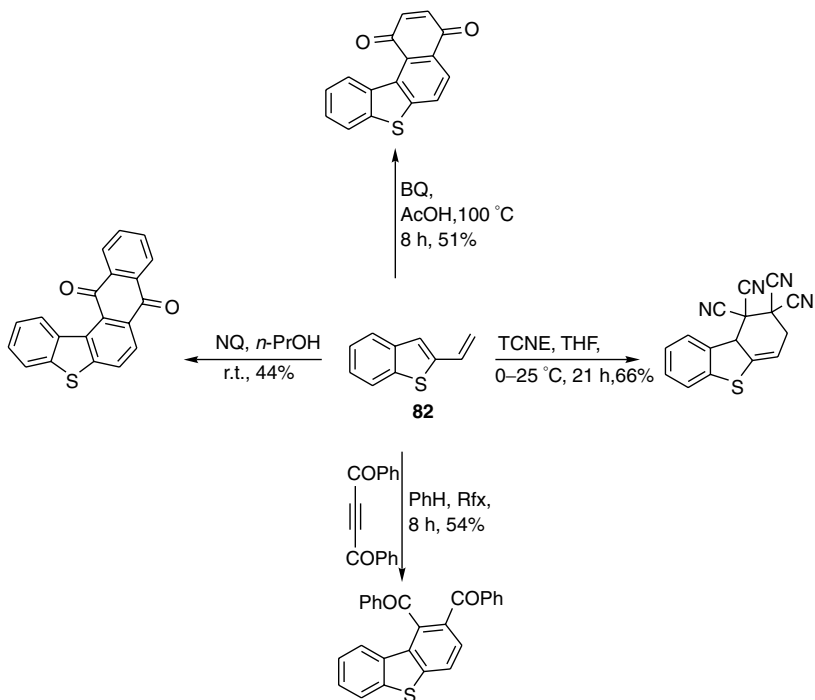
The Diels–Alder cycloadditions of both 2-vinylindoles and 3-vinylindoles are very attractive methods for preparing [b]annelated indoles to serve as lead substances and as building blocks for alkaloids. Pindur and coworkers [84] have extensively studied the vinylindole Diels–Alder chemistry.

Cycloaddition reactions of 2-vinylindoles **83** with a variety of dienophiles provide a convenient access [85] to carbazoles (Scheme 2.35).



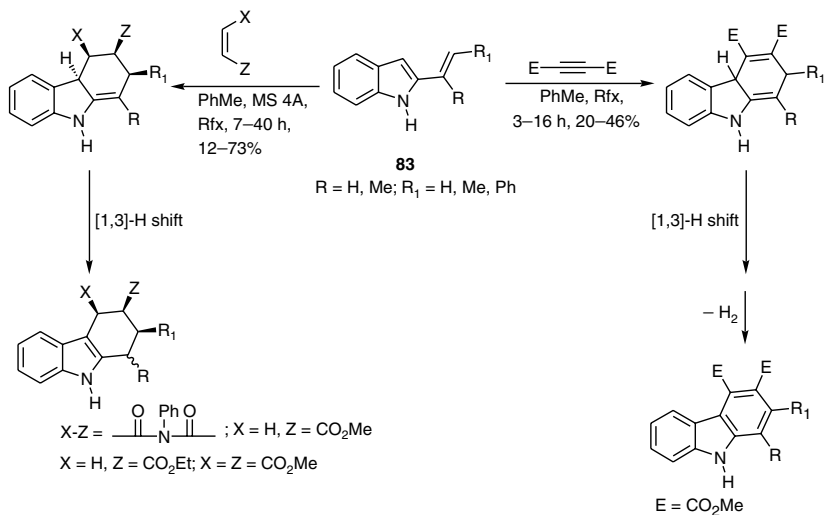
MA = maleic anhydride; NPM = N-phenylmaleimide; NQ = 1,4-naphthoquinone; TCNE = tetracyanoethylene

Scheme 2.33



BQ = 1,4-benzoquinone; NQ = 1,4-naphthoquinone; TCNE = tetracyanoethylene

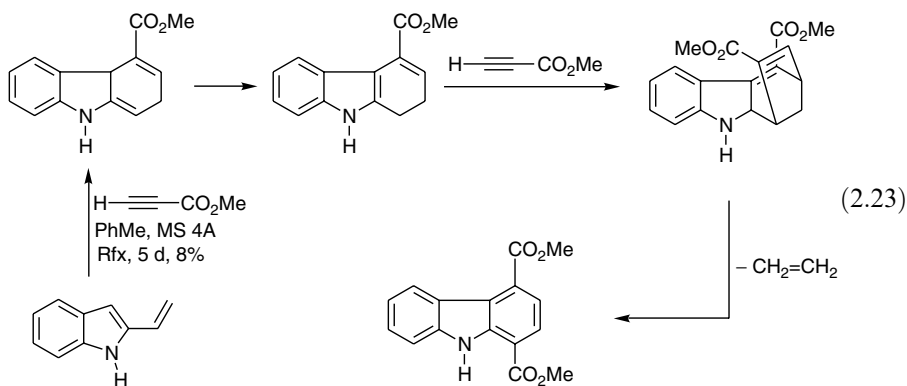
Scheme 2.34



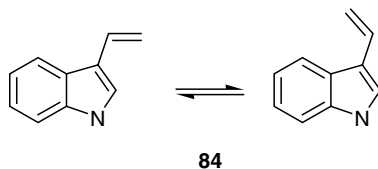
Scheme 2.35

The reactivity and regioselectivity of the cycloadditions of the 2-vinylindoles are markedly dependent on the substitution pattern as shown by the calculated HOMO energies and coefficients [85a].

In the case of the reaction of 2-vinylindole (**83**, R = R<sub>1</sub> = H) with methyl propynoate, a diester is obtained by a multiple one-pot process involving two molecules of the dienophile and the extrusion of ethene (Equation 2.23).

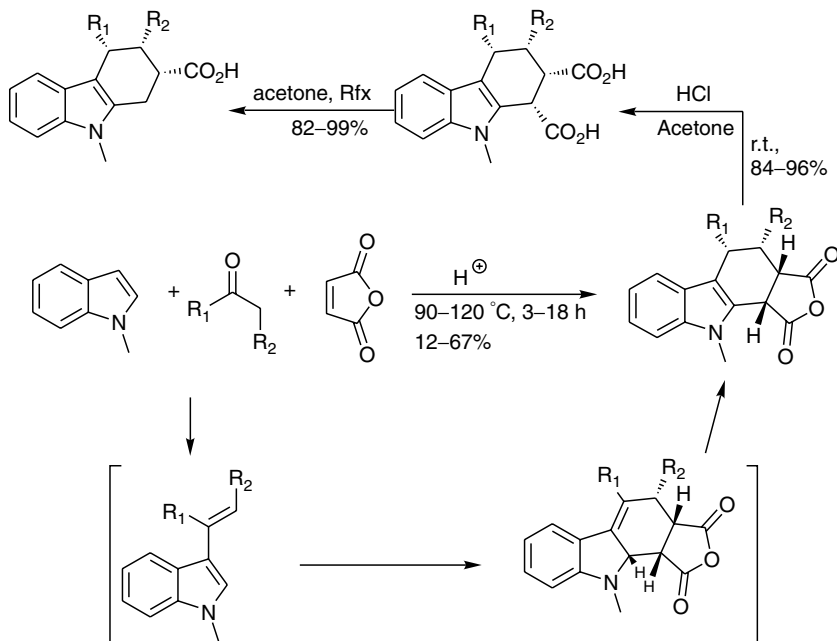


3-Vinylindoles have been studied extensively and used in the synthesis of carbazoles, alkaloids and other classes of pharmacologically active compounds. MMX force field calculations have shown that coplanar *s-cis* and *s-trans* conformations of 3-vinylindole (**84**, Figure 2.11) are the most stable conformers; they exhibit only slight differences in their thermodynamic stabilities [86].

**Figure 2.11**

Preparation of 3-vinylindole (**84**) via Cope elimination of *N,N*-diethyltryptamine-*N*-oxide has been reported [87]. An alternate approach based on the Wittig reaction of the readily accessible *N*-phenylsulfonylindole-3-carbaldehyde failed because cleavage of the sulfonyl protecting group easily produced an anion whose neutralization led to polymerization [86].

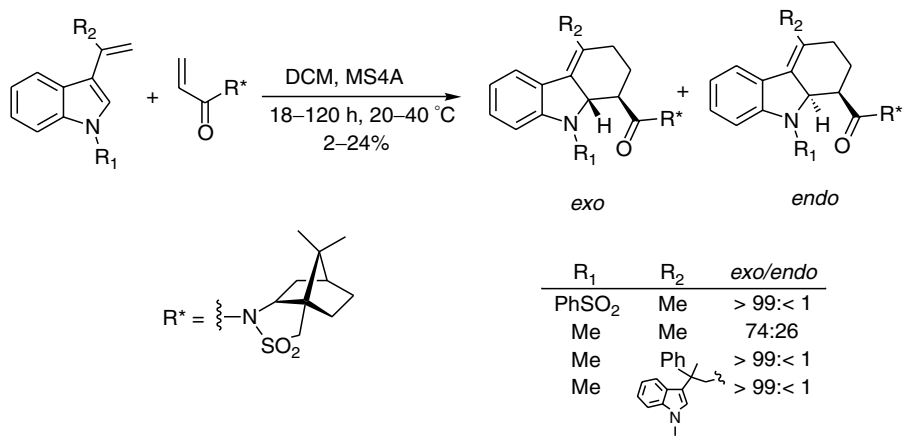
Noland and coworkers have developed an interesting methodology for the *in situ* synthesis of carbazoles. This methodology combines the synthesis of 3-vinylindoles from indoles and acyclic ketones with the subsequent Diels–Alder cycloaddition in one flask to produce a variety of tetrahydrocarbazoles [88] (Scheme 2.36).



$R_1 = \text{Me, Et, Ph, CH}_2\text{COMe, } p\text{- and } m\text{-XC}_6\text{H}_4 \text{ (X = Me, OMe, Br, Cl, F, NO, Ph)}$   
 $R_2 = \text{H, Me, Et, Bn, Me}_3\text{CCOCH}_2$

**Scheme 2.36**

Enantiomerically pure tetrahydrocarbazoles have been obtained by asymmetric Diels–Alder reactions [89] of 2-vinyl- and 3-vinylindoles with Oppolzer's acryloisultam. The results of the [4+2] cycloadditions of 3-vinylindoles (Scheme 2.37) show that the *exo*-addition is preferred.

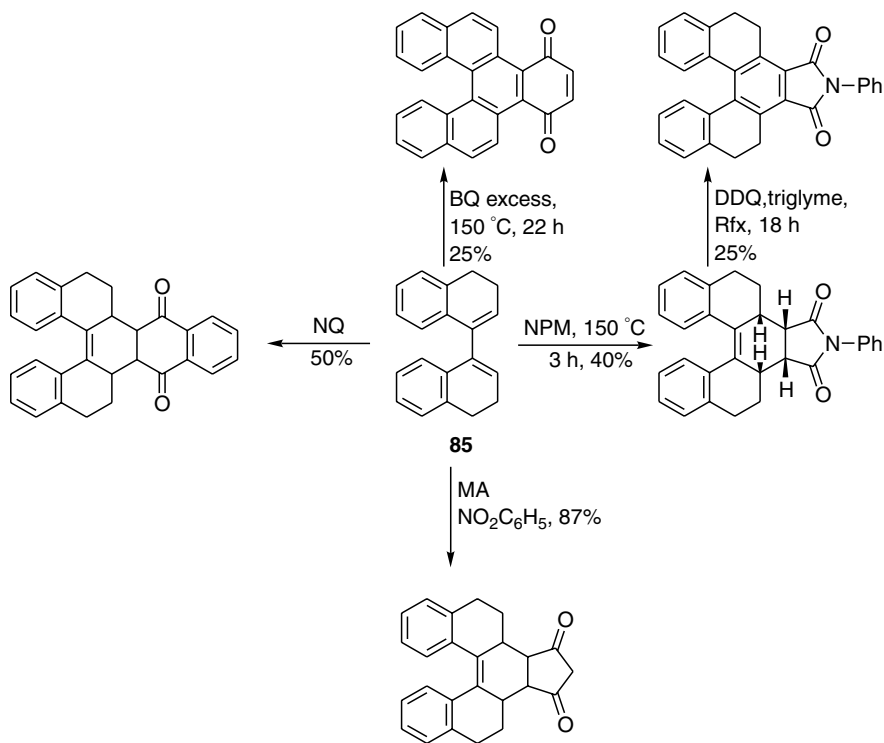


Scheme 2.37

### 2.2.6 Across-Ring Dienes

3,3',4,4'-Tetrahydro-1,1'-binaphthalene (bisdialine) (**85**) is more reactive than the corresponding 1,1'-binaphthalene and has been used as a 4 $\pi$  component of cycloadditions to prepare very complex molecules. An improved method for preparing **85** was recently described [90]. The Diels–Alder reactions of **85** with a number of dienophiles were studied [90, 91] and are illustrated in Scheme 2.38.

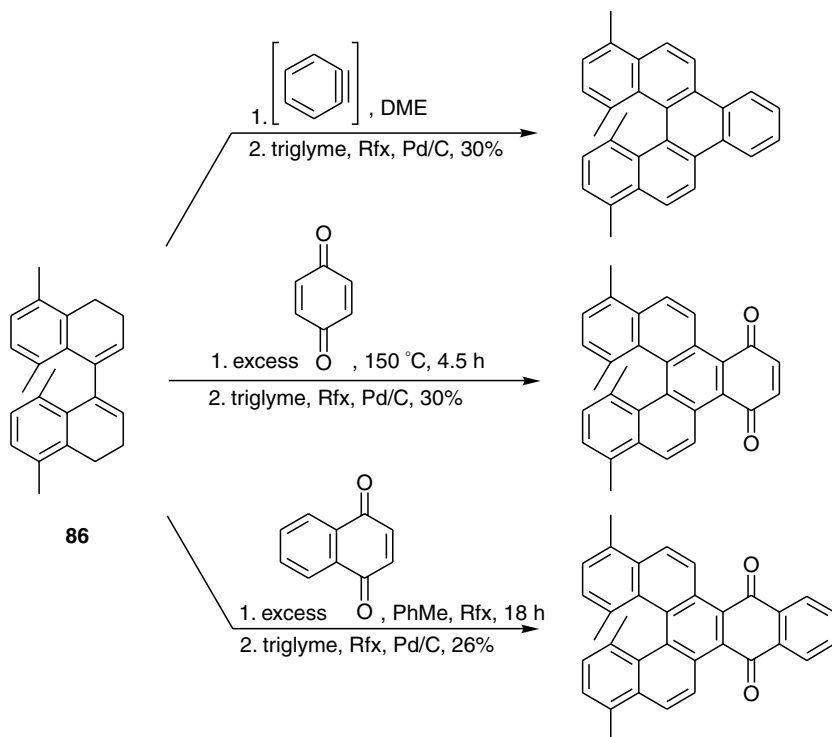




BQ = 1,4-benzoquinone; NPM = N-phenylmaleimide; NQ = 1,4-naphthoquinone; MA = maleic anhydride

Scheme 2.38

Tetramethylbisdialine **86** has been used to synthesize substituted pentahelices characterized by a relatively high energy barrier to racemization due to the marked steric interactions between the methyl groups at the terminal aromatic rings [68b] (Scheme 2.39).



Scheme 2.39

## 2.3 HETERO-DIELS–ALDER REACTIONS

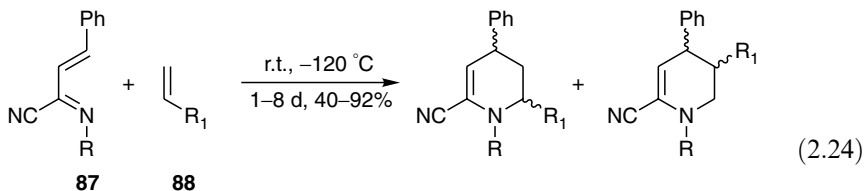
The *hetero*-Diels–Alder reaction permits heterocyclic-six-membered rings to be constructed by the interaction of heterodienes and/or heterodienophiles. Both the intermolecular and intramolecular versions of the *hetero*-Diels–Alder reaction are, therefore, very important methods for synthesizing heterocyclic compounds.

### 2.3.1 Heterodienes

Diels–Alder reactions of 1-azadienes are less thermodynamically favorable [92] than the all-carbon analogs because of the stronger carbon–nitrogen  $\pi$ -bond which is broken during the Diels–Alder reaction.

Reactivity of 1-azadienes **87** and the regioselectivity and stereoselectivity of the cycloadditions with dienophiles **88** are strongly dependent on the type of

substituent at the nitrogen atom and on the nature of the dienophile. While azadiene **87a** was the most reactive, **87c** did not react and only the polymerization of the dienophile was observed [92] (Equation 2.24).

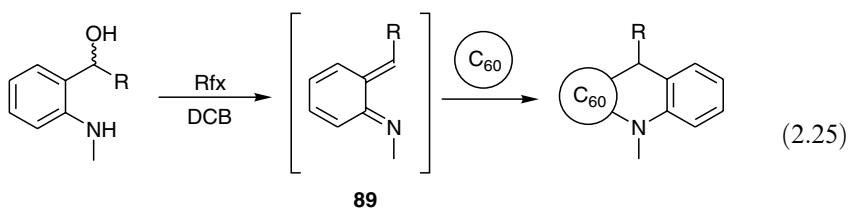


**a**, R = CO<sub>2</sub>Et      R<sub>1</sub> = Ph, EtO, CO<sub>2</sub>Me

**b**, R = Ph

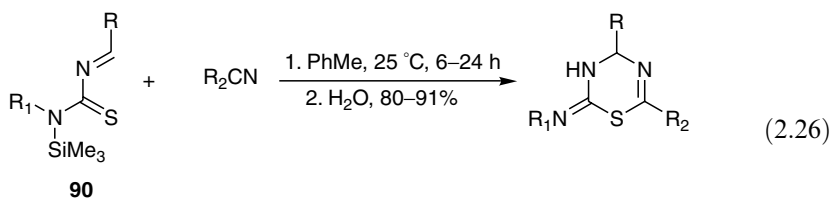
**c**, R = OMe

1-Azadienes **89**, generated *in situ* by thermolysis of the corresponding *o*-aminobenzylalcohols, have been used for the derivatization of [60]-fullerene through C–N bond formation leading to tetrahydropyrido [60]-fullerenes [93]. Theoretical calculations predicted these cycloadditions to be HOMO azadiene-controlled (Equation 2.25).



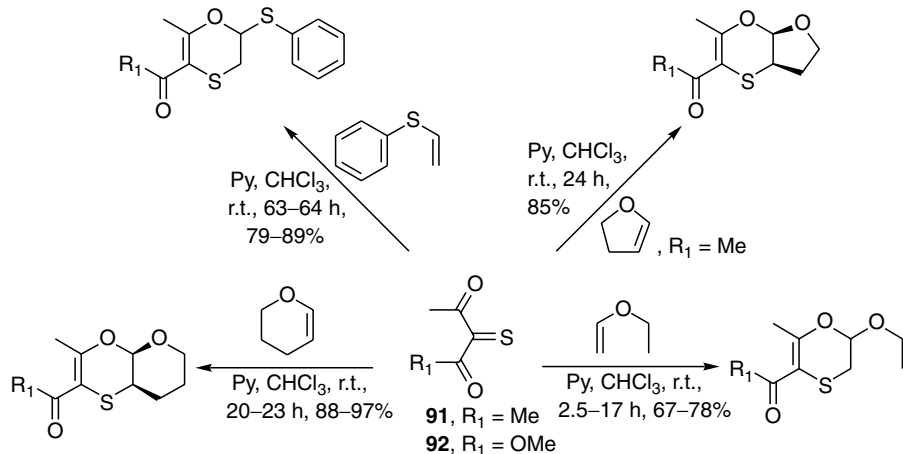
R = Ph, 2-Th, *p*-MeOC<sub>6</sub>H<sub>4</sub>

Thioazadienes **90**, formed *in situ* by the reaction of trimethylsilylimines and isothiocyanates, underwent cycloaddition reactions with nitriles bearing electron-withdrawing groups, to afford 1,3,5-thiadiazines [94] in excellent yield (Equation 2.26).



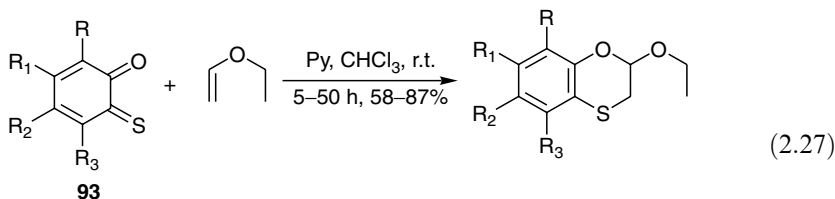
R = Ph, 2-Th; R<sub>1</sub> = Ph, *p*-ClC<sub>6</sub>H<sub>4</sub>; R<sub>2</sub> = Ts, CCl<sub>3</sub>, CO<sub>2</sub>Me

$\alpha, \alpha'$ -Dioxothiones are another type of heterodienes that contain two heteroatoms. They are electron-poor dienes which are readily formed *in situ* and are then trapped by electron-rich alkenes. Cycloadditions of thiones **91** and **92** (Scheme 2.40) are regioselective and chemospecific [95].



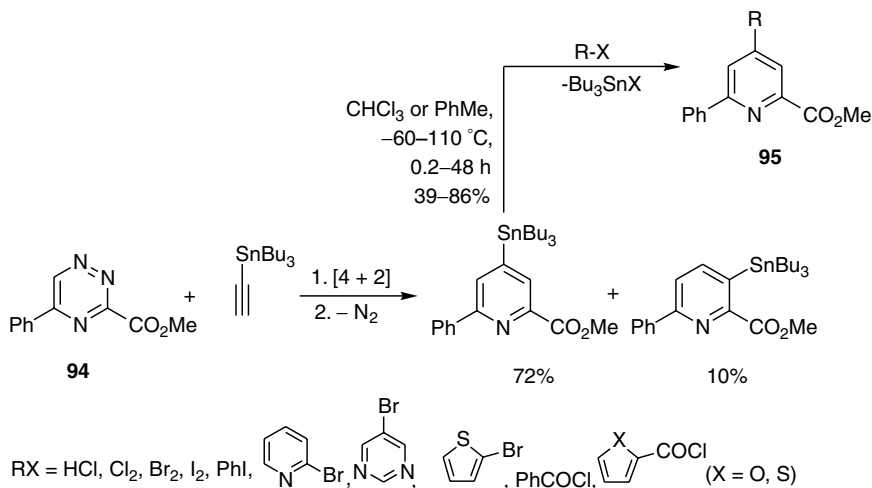
Scheme 2.40

*o*-Thioquinones **93**, prepared simply from *o*-hydroxythiophthalimides, behave like  $\alpha, \alpha'$ -dioxothiones, affording a variety of complex heterocyclic compounds by inverse electron-demand Diels–Alder reaction [96] (Equation 2.27) with both vinyl ethers and electron-rich alkenes.

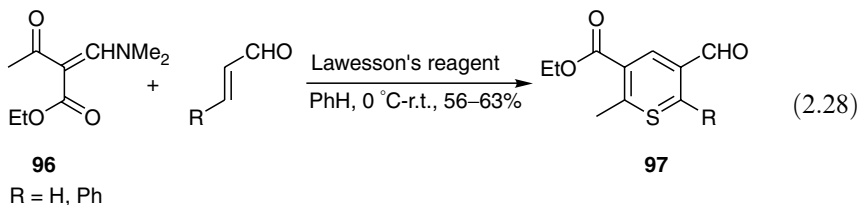


$\text{R} = \text{OH}, \text{OMe}; \text{R}_1 = \text{Me}, \text{OMe}; \text{R-R}_1 = -(\text{CH}=\text{CH})_2-; \text{R}_2\text{-R}_3 = (\text{CH}=\text{CH})_2-;$   
 $\text{R-R}_1$  and  $\text{R}_2\text{-R}_3 = -(\text{CH}=\text{CH})_2-$

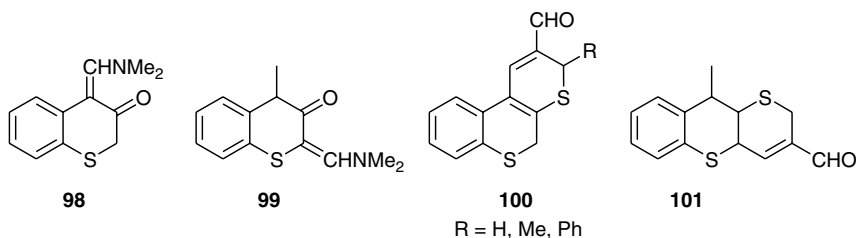
Sauer and Heldmann [97] recently reported an interesting application of ethynyltributyltin as an electron-rich dienophile in an inverse electron-demand Diels–Alder reaction with the electron-deficient triazine derivative **94**. This method is interesting because the reaction is highly regioselective and the trialkylstannyl group is easily replaced by several groups under mild conditions, leading to substituted pyridines **95** (Scheme 2.41).



The combination of thionation by Lawesson's reagent [98] of oxoenamino-ketones **96** with normal electron-demand Diels–Alder reaction of conjugated aldehydes allows a variety of thiopyrans **97** to be synthesized by a regioselective and chemoselective one-pot methodology [99] (Equation 2.28). Thionation occurred at the more electrophilic ketonic carbonyl group.

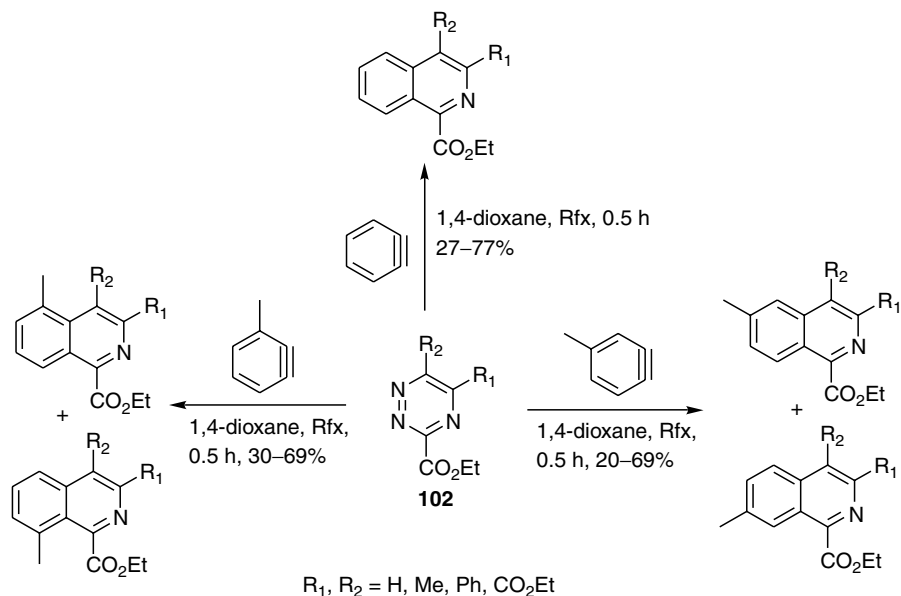


The thionation–cycloaddition sequence is accompanied by the elimination of dimethylamine from the cycloadduct to afford thiopyrans. Similarly, when the thionation–cycloaddition methodology was applied to enaminoketones **98** and **99**, obtained from thiochromanones, tricyclic compounds **100** and **101** were obtained (Figure 2.12).



**Figure 2.12**

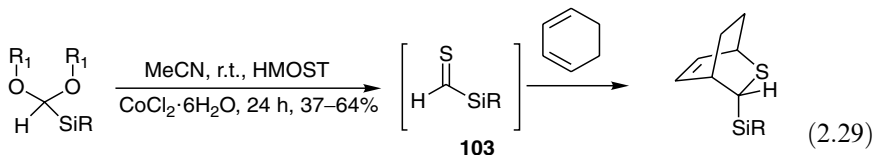
A Diels–Alder reaction of arynes with 1,2,4-triazines **102** allows the preparation of isoquinolines substituted with electron-withdrawing groups in the nitrogen-containing ring. The isoquinoline-1-carboxylic esters bearing additional substituents are of particular interest because they are not readily available by the usual routes [100,101] (Scheme 2.42).



Scheme 2.42

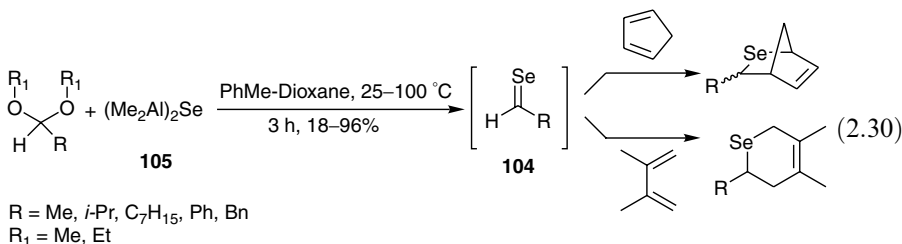
### 2.3.2 Heterodienophiles

Silylthioaldehydes **103**, reactive dienophiles formed *in situ* from acetals according to a general method, are directly trapped with dienes to afford sulfur-containing heterocyclic compounds in good yield (Equation 2.29). Silylthioaldehydes are quite reactive in comparison with the aliphatic ones [102] which are rather inert in the cycloaddition reactions.

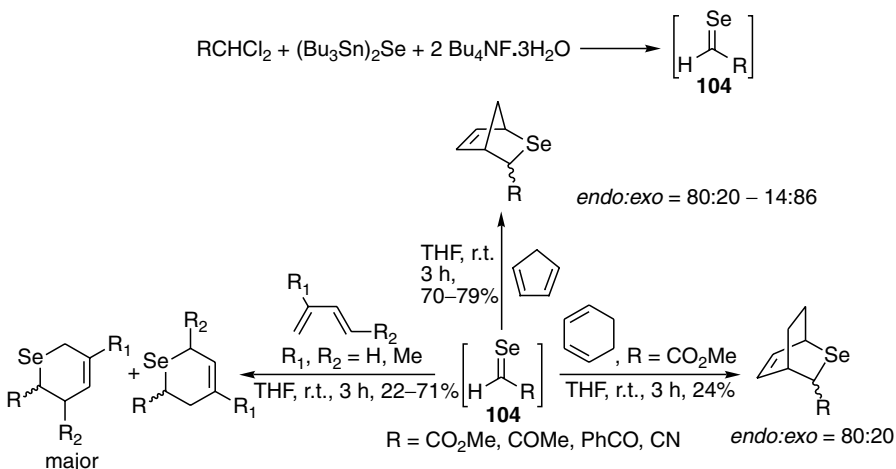


$R = \text{Me}_3, \text{Et}_3, t\text{-BuMe}_2, \text{PhMe}_2, \text{Ph}_2\text{Me}$   
 $R_1 = \text{Me},$   
 $R_1\text{-}R_1 = \text{-(CH}_2\text{)}_3\text{-}$

Selenoaldehydes **104**, like thioaldehydes, have also been generated *in situ* from acetals and then directly trapped with dienes, thus offering a useful one-pot procedure for preparing cyclic seleno-compounds [103,104]. The construction of a carbon–selenium double bond was achieved by reacting acetal derivatives with dimethylaluminum selenide (Equation 2.30). Cycloadditions of seleno aldehydes occur even at 0 °C. In these reactions, however, the carbon–selenium bond formed by the nucleophilic attack of the electronegative selenium atom in **105** to the aluminum-coordinated acetal carbon, may require a high reaction temperature [103]. The cycloaddition with cyclopentadiene preferentially gave the kinetically favorable *endo* isomer.

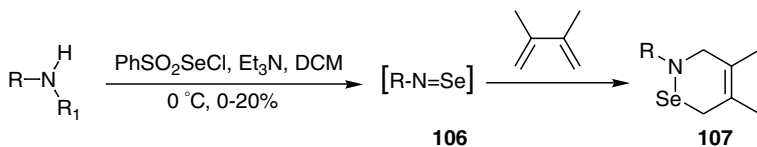


Selenoaldehydes have also been obtained by reacting chlorocarbonyl compounds with selenide ions generated by a fluorodestannylation technique using  $(\text{Bu}_3\text{Sn})_2\text{Se}$  and  $\text{Bu}_4\text{NF} \cdot 3\text{H}_2\text{O}$  [105]. Selenoaldehydes **104** bearing an electron-withdrawing group such as  $\text{CO}_2\text{Me}$ ,  $\text{COMe}$ ,  $\text{COPh}$  or  $\text{CN}$  were efficiently prepared and trapped by dienes, whereas when R was Ph or MeO groups, selenoaldehydes were not generated (Scheme 2.43).

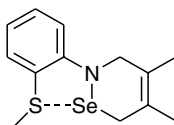


Scheme 2.43

A carbon–selenium bond can also be formed [106] by Diels–Alder reaction of the transient selenonitroso species **106** generated by phenylsulfanylselelylchloride reacting with amines or trimethylsilylated amines. Selenonitroso compounds **106** were trapped with 2,3-dimethylbutadiene to afford 1,2-selenazine derivatives **107** (Scheme 2.44) in low yield. 1,2-Selenazines are interesting compounds which are quite unstable (2–3 h), except for the one having an



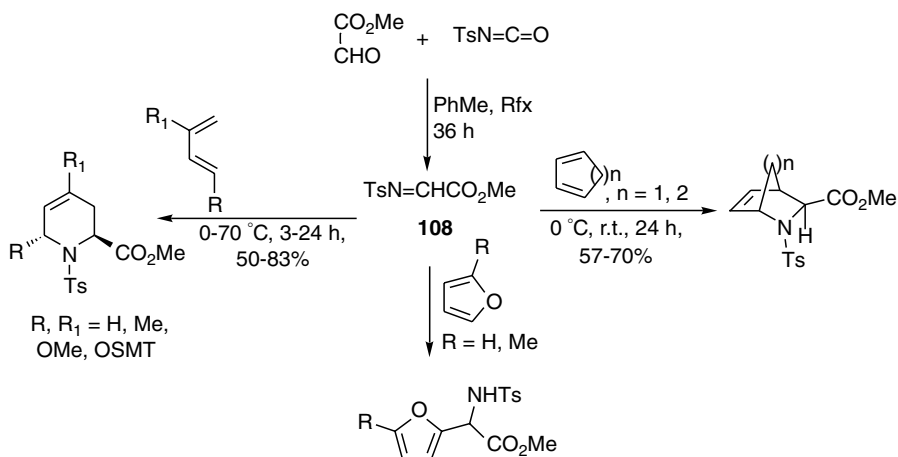
R = *p*-XC<sub>6</sub>H<sub>4</sub> (X = Br, Me), *o*-SMeC<sub>6</sub>H<sub>4</sub>, PhO(CH<sub>2</sub>)<sub>2</sub>  
 R<sub>1</sub> = H, SMT



Scheme 2.44

*ortho*-thiophenyl-substituent which presumably increases the stability (3 days) by virtue of a nonbonded five-membered ring S...Se interaction [107].

Diels–Alder reaction of tosylimine **108** obtained by thermal [2+2] cycloaddition of *p*-toluensulphonylisocyanate and methylglyoxylate [108] provides a method for synthesizing nitrogen-containing heterocycles. The tosylimine was not isolated but was used directly *in situ* in several cycloaddition reactions (Scheme 2.45) which were completely regioselective [109]. In the case

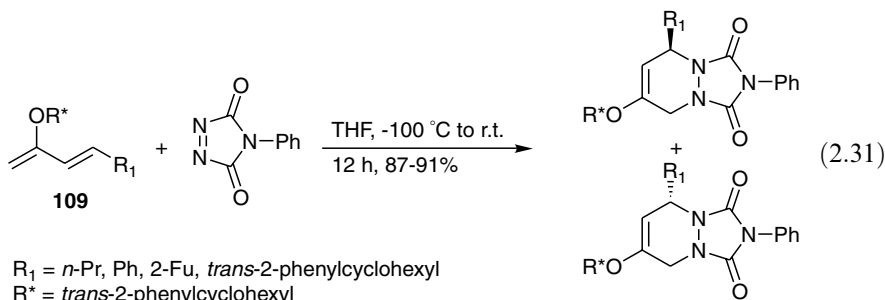


Scheme 2.45

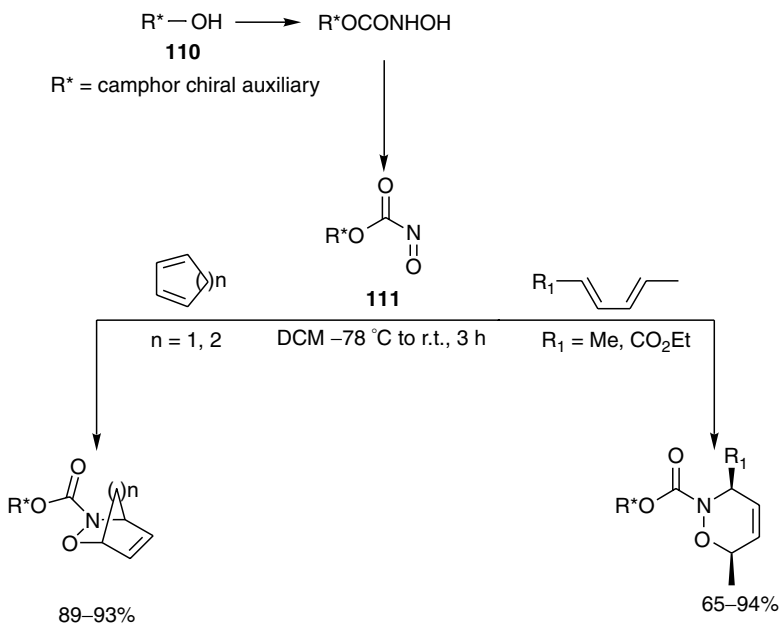


of furan and 2-methyl furan, only electrophilic aromatic substitution at the  $\alpha$ -position was observed.

The cycloaddition of chiral, racemic and non-racemic alkoxybutadienes **109** with phenyltriazolinedione led to aza compounds [110] in high yield, with good facial selectivity (diastereomeric excess: 87–92 %) (Equation 2.31). The cycloadditions of the same dienes with N-phenylmaleimide require Lewis acid catalysis.



Chiral heterocyclic compounds containing vicinal oxygen and nitrogen atoms were achieved by an asymmetric Diels–Alder reaction [111] of chiral acylnitroso dienophiles **111**. The latter were prepared *in situ* from alcohols **110**, both antipodes of which are available from camphor, and trapped with dienes (Scheme 2.46). Both the yield (65–94 %) and diastereoisomeric excess (91–96 %) were high.



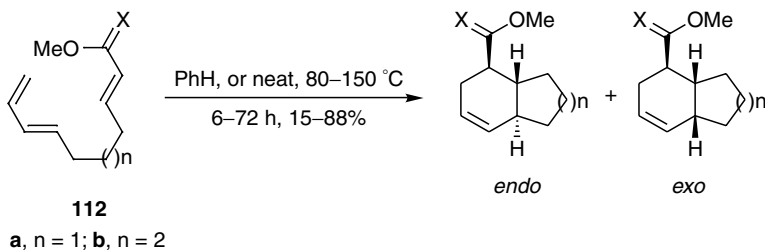
Scheme 2.46

## 2.4 INTRAMOLECULAR DIELS–ALDER REACTION

A Diels–Alder reaction can also take place intramolecularly when a molecule incorporates both the diene and dienophile moieties which are connected by a chain. Nowadays the intramolecular Diels–Alder reaction is a valuable tool in organic synthesis because it allows two rings, of which only one is formed by the [4+2] cycloaddition, and up to four new chiral centers to be formed in one step [112]. Both carbocyclic and heterocyclic rings may be generated depending on the nature of the interacting moieties; the size of the second ring depends on chain broadening.

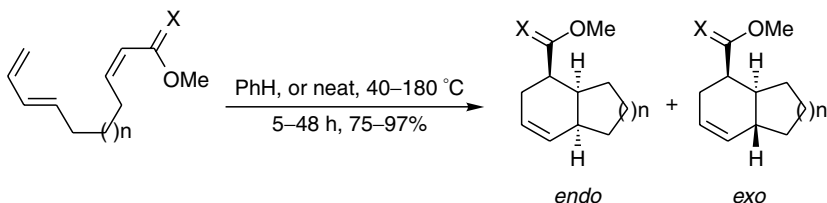
Wulff and Powers [113] developed a methodology for preparing bicyclic esters by intramolecular cycloaddition reactions of (E,E) and (Z,E)-deca-2,7,9-trienyl (**112a** and **113a**) and undeca-2,9,11-trienyl (**112b** and **113b**) pentacarbonyltungsten and tetracarbonyltriphenylphosphinetungsten carbene complexes as ester synthons. Some of the results are summarized in Schemes 2.47 and 2.48. The reactions of (E,E)- compounds are highly *endo*-diastereoselective and the observed diastereoselectivity was far superior to that afforded by thermal cycloadditions of the corresponding organic esters. Facile oxidation of the resulting complexes using cerium(IV) occurred with the retention of the stereochemistry to afford the corresponding esters.

Feringa-butenolide **114**, in the presence of Dess–Martin periodinane reagent and 2,6-lutidine, gave the bis-ketone **115** which underwent intramolecular cycloaddition to afford *endo*-selectively the desired decalin-based lactone **116** (Equation 2.32) [114]. Double activation of butenolidic double bond strongly increases the reactivity of dienophile **115**.



X	<b>112</b>	<i>endo:exo</i>
W(CO) <sub>5</sub>	<b>a</b>	98:2
	<b>b</b>	93:7
O	<b>a</b>	60:40
	<b>b</b>	51:49
W(CO) <sub>4</sub> PPh	<b>a</b>	94:6
	<b>b</b>	88:12

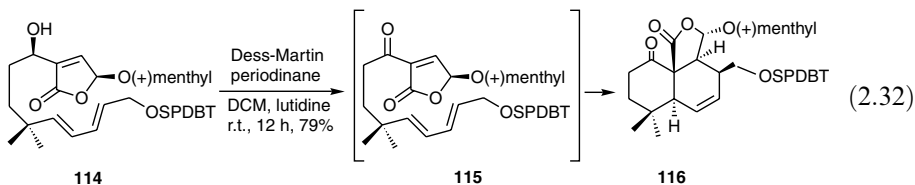
Scheme 2.47

**113****a**,  $n = 1$ ; **b**,  $n = 2$ 

X	<b>113</b>	<i>endo:exo</i>
W(CO) <sub>5</sub>	<b>a</b>	45:55
	<b>b</b>	78:22
O	<b>a</b>	35:65
	<b>b</b>	49:51

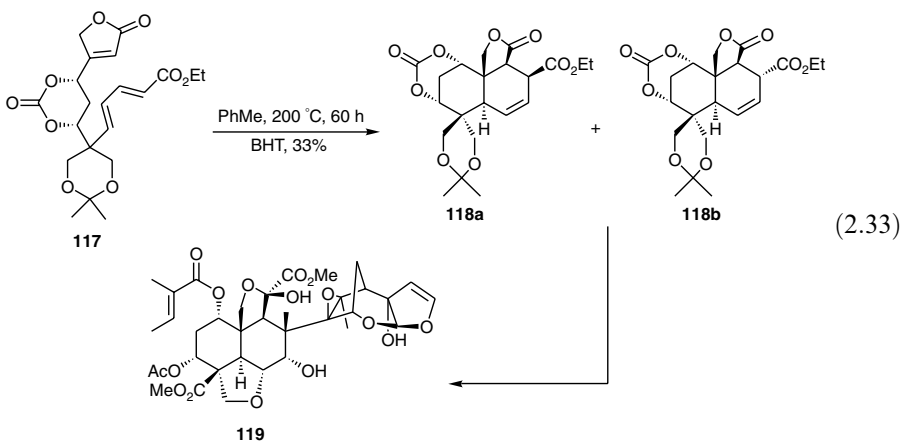
**Scheme 2.48**

An intramolecular cycloaddition reaction of **117** is the crucial step in the synthesis of the highly functionalized decalin [115] moiety of azadirachtin **119**.

**114****115****116**

(2.32)

Cycloaddition occurred by heating compound **117** at 200 °C in a sealed tube. This led to products **118**, both of which may be versatile intermediates for the total synthesis of **119** (Equation 2.33).

**117****118a****118b**

(2.33)

**119**

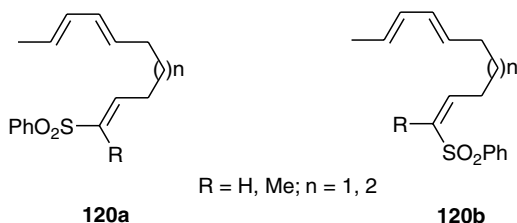
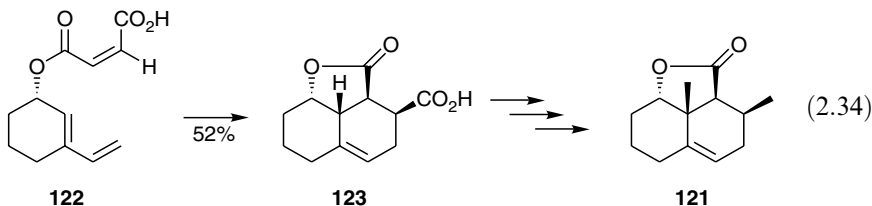


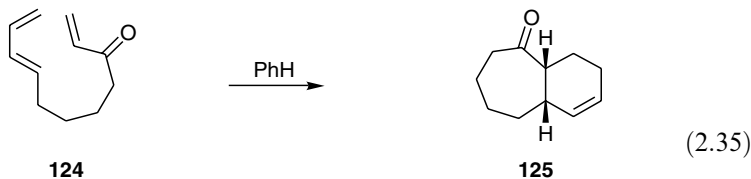
Figure 2.13

The extensive study of Craig and coworkers [116] on the intramolecular Diels–Alder reactions of *E*- and *Z*-sulphonyl-substituted deca-, undeca- and dodecatrienes **120** (Figure 2.13) has opened a short route to *trans*- and *cis*-bridgehead hydrindanes and decalines and has given new insights into the role of dienophile substitution and geometry in determining the stereochemical outcome of these intramolecular cycloadditions.

Decalin unit **121**, an intermediate in the total synthesis of compactin, has been prepared by intramolecular cycloaddition reaction [117] of trienone-carboxylic acid **122** carried out under either thermal conditions or microwave irradiation. The desired *exo*-adduct **123** was the major stereoisomer (Equation 2.34). Similar results were observed in the cycloadditions of the corresponding esters.

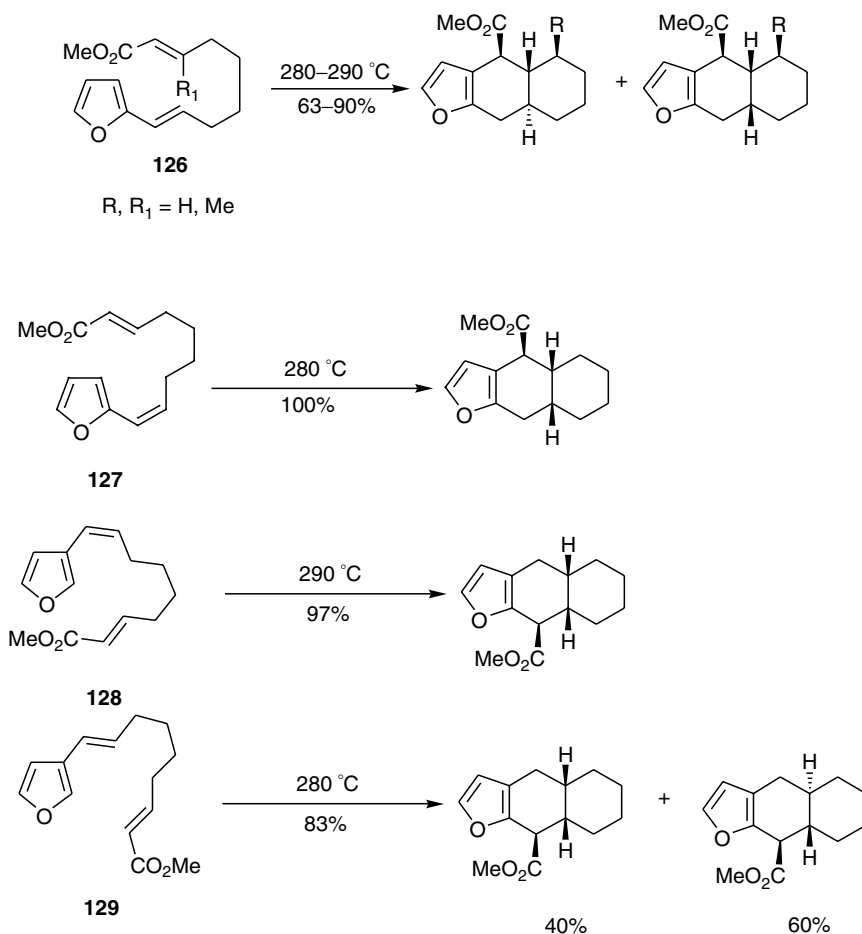


Trienone **124** underwent intramolecular cycloaddition affording hydrobenzo-suberone **125**. Thermal reaction was poorly diastereoselective (62:38 *cis:trans* stereoisomers). When the cycloaddition was carried out in the presence of  $\text{LiBF}_4$ , trienone **124** was converted into *cis*-adduct **125** quantitatively and stereoselectively [118] (Equation 2.35).



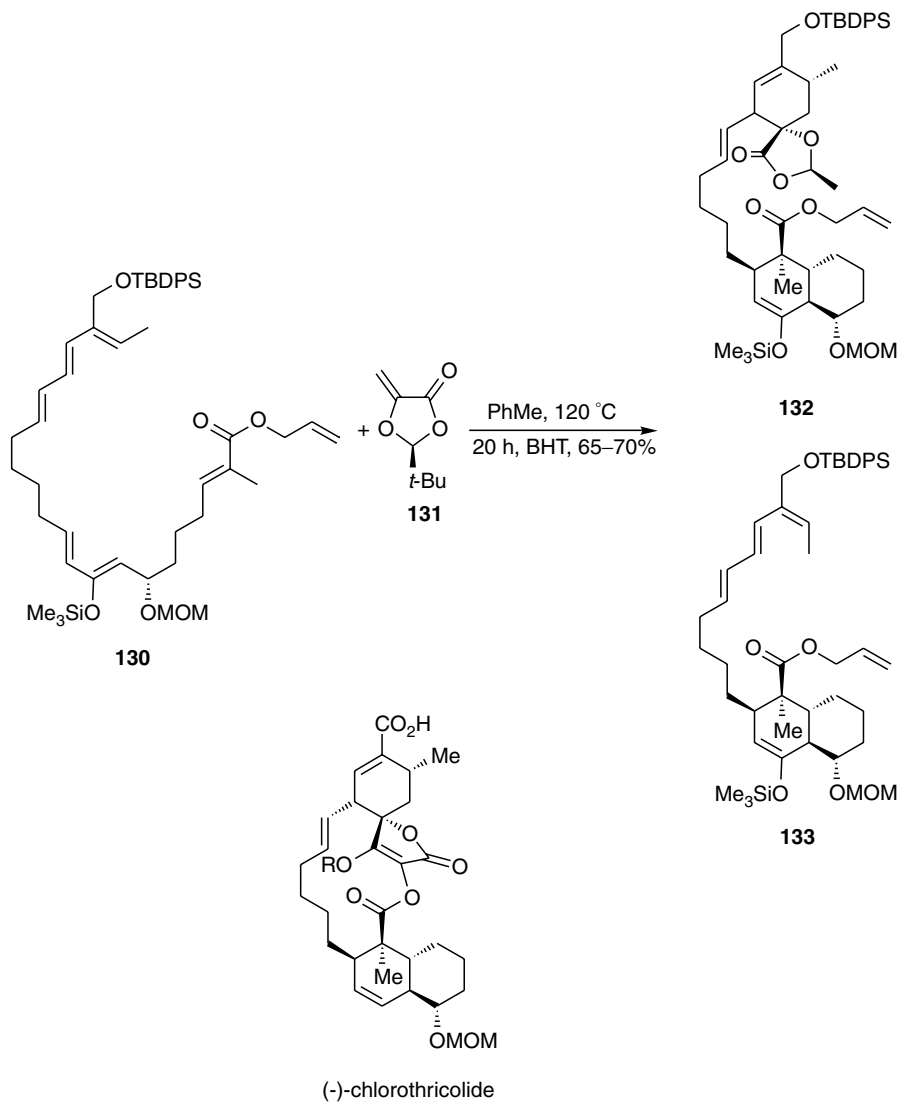
Cat.	$T$ ( $^{\circ}\text{C}$ )	$t$ (h)	Yield (%)	<i>cis/trans</i>
-	155	5	90	62:38
$\text{LiBF}_4$	25	72	100	100:0

Furanodecalins can be readily obtained by intramolecular cycloadditions of 2-furylnonadienoates **126**, **127**, and 3-furylnonadienoates **128**, **129**. These vinylfurans reacted intramolecularly and selectively across the diene unit which includes the vinylsubstituents. Thermolysis [119] of (E,E) and (Z,E) 2-furylestere **126** and **127** gave a mixture of *cis*- and *trans*-bridgehead furanodecalins with a slight preference for the *trans*-isomers, and *cis*-furanodecalin alone, respectively (Scheme 2.49). As expected the stereochemistry of the dienoates **126** and **127** controlled the stereochemistry of the ring junction. Thermolysis of (Z,E)-3-furyl **128** and (E,E)-3-furyl **129** dienoates afforded *cis*-furanodecalins with a different regiochemistry of the ester functionality. The *cis*-furanodecalin ring system is characteristic of naturally occurring sesquiterpenes [120].



Scheme 2.49

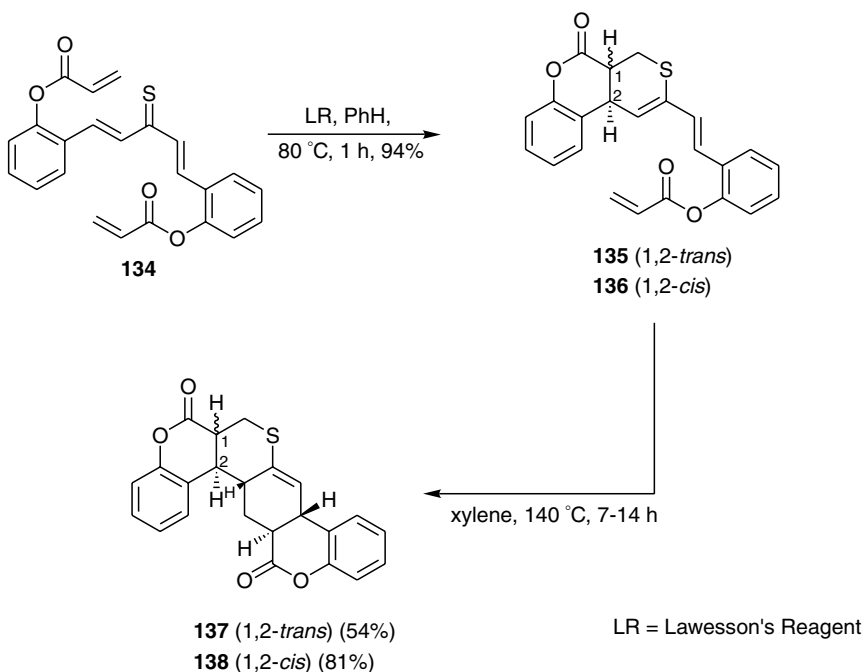
(-)-Chlorothricolide, the aglycon of the chlorothricin antibiotic, is a complex molecule containing an octahydronaphthalene unit. Roush and Sciotti [121] recently reported the total enantioselective synthesis of chlorothricolide. The multiple Diels–Alder reaction between polyene **130** and chiral dienophile (**R**)-**131** was the key step in the synthetic process (Scheme 2.50). The interaction



Scheme 2.50

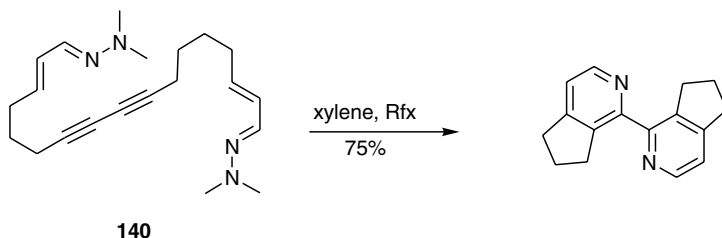
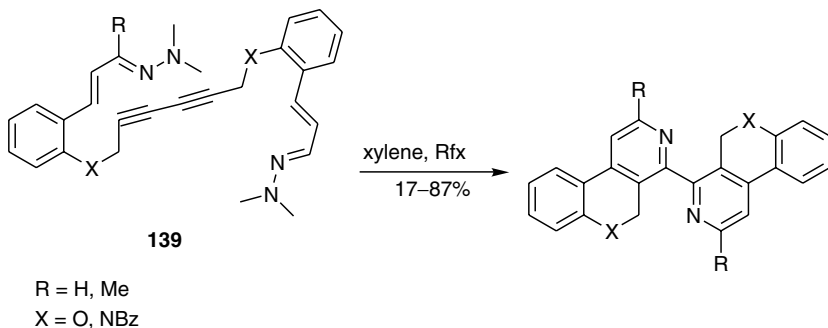
between **130** and **131** gave two main products, the desired **132** and **133**; the latter was recycled further to give **132**.

A sequence of two thermal intramolecular cycloadditions has been used to develop a short synthetic approach to tetrahydrothiopyrans [122]. The multiple process includes an intra-*hetero*- and an intramolecular-carbon Diels–Alder reaction. An intramolecular *hetero*-Diels–Alder reaction of divinylthioketone **134** afforded a 9:1 mixture of cycloadducts **135** and **136** which then underwent a second intramolecular cycloaddition which *syn*(to H-2)-*exo*-diastereoselectively led to hexacyclic tetrahydrothiopyrans **137** and **138**, respectively (Scheme 2.51).



**Scheme 2.51**

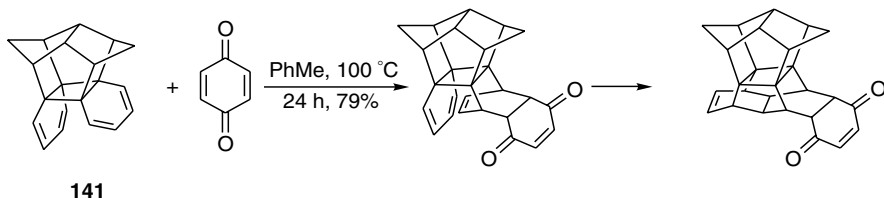
Double intramolecular *hetero*-Diels–Alder reaction of 1,3-divinyl-bis- $\alpha,\beta$ -unsaturated hydrazones **139** and **140** is a good example of a thermal multiple Diels–Alder reaction and is a particularly attractive route to annelated pyridines [123]. The initial cycloadduct readily aromatizes by the loss of dimethylamine (Scheme 2.52) under thermal reaction conditions.



Scheme 2.52

There is another type of multiple thermal Diels–Alder reaction in which the initial monoadduct is involved, either directly or after one transformation, in a second cycloaddition that affords the final polycyclic compounds. These methodologies have been used especially in the synthesis of polycyclic cage compounds. Paquette was the first to report the conversion of 9,10-dihydrofulvalene into polyfused cyclopentanoid systems [124].

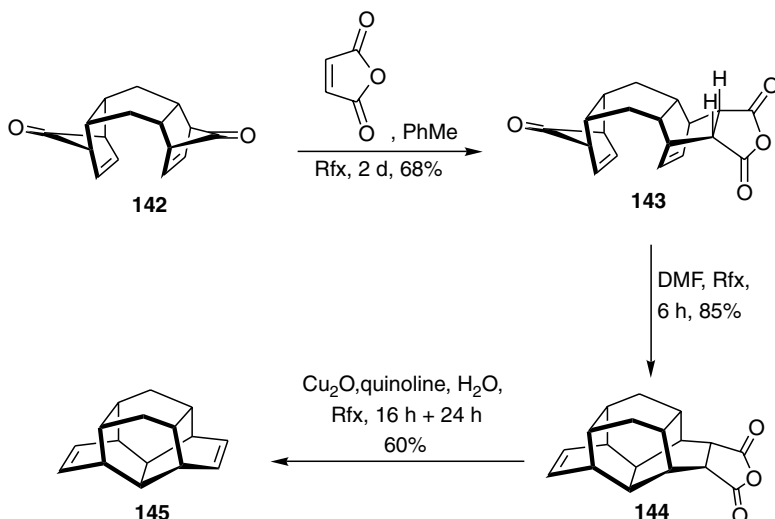
Tetraene **141** has been converted into various complex polycondensed adducts by reacting with a variety of dienophiles such as maleic anhydride, *N*-phenylmaleimide, *N*-phenyltriazolinedione, *p*-benzoquinone and tetracyanoethylene carried out under thermal conditions. All cycloadditions occurred facial-diastereoselectively from an outside attack and provided monocycloadducts which had an exceptionally close relationship between diene and dienophile and then underwent intramolecular cycloaddition [125]. The reaction between **141** and *p*-benzoquinone is illustrated in Scheme 2.53.



Scheme 2.53



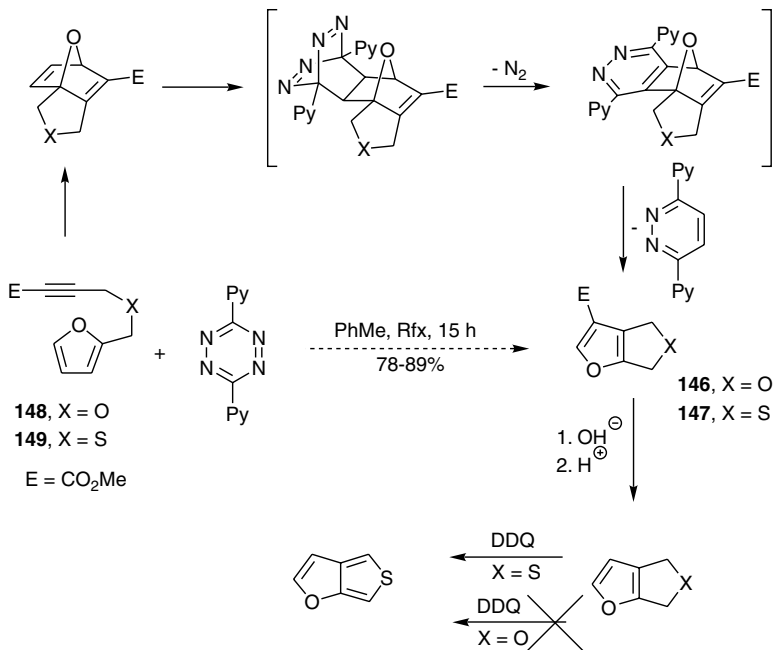
The synthesis of polycyclic diene **145** is another good example of this methodology [126]. Structurally, polycyclic cage compound **145** embeds the carbon skeleton of secohexaprismane [127] and icene [128] and may serve as a synthetic precursor of these two-ring systems (Scheme 2.54). Treating the known bis-dienone **142** with maleic anhydride in toluene at reflux temperature leads to cycloadduct **143** as a result of thermal decarbonylation followed by cycloaddition with the diene generated *in situ*. Decarbonylation of **143**, followed by a second intramolecular Diels–Alder reaction, furnished caged hexacyclic ene anhydride **144** which was then converted into compound **145** by treating it with  $\text{Cu}_2\text{O}$  in hot quinoline in the presence of 2,2'-bipyridine and a small amount of water.



Scheme 2.54

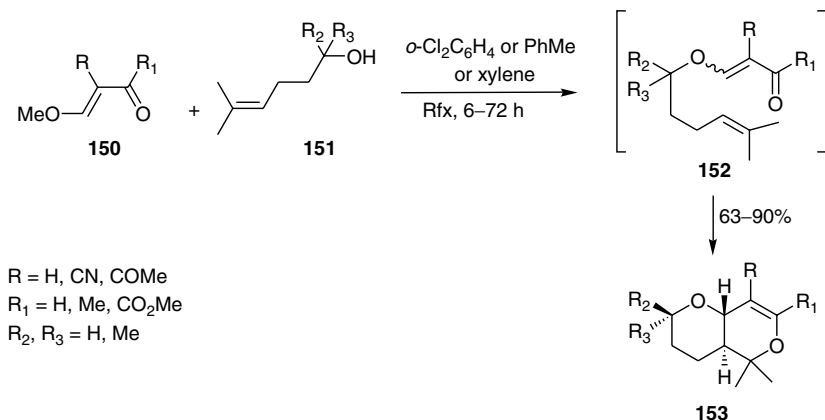
A complex sequence of pericyclic reactions, intramolecular and intermolecular cycloadditions and cycloreversions, was studied in an attempt to readily achieve bicyclic five-membered heterocycles, the methyl 4,6-dihydrothieno- and methyl-4,6-dihydrofuro[3,4-b]-furan-3-carboxylates **146** and **147**. The results give further evidence of the potential of intramolecular Diels–Alder based multiple processes [129]. 2-Substituted furans and thiophenes **148** and **149**, heated in the presence of 3,6-di(pyridin-2'-yl)-s-tetrazine, underwent intramolecular and intermolecular cycloadditions. The cycloadducts underwent double cycloreversion reactions with the loss of a nitrogen and dipyridyldiazine as illustrated in Scheme 2.55. The electron-deficient dipyridyltetrazine reacts with the isolated, electron-rich olefinic bond rather than with the bond conjugated with the methylcarboxylate.

In addition to the multiple processes involving two Diels–Alder reactions in *intra–intra*, *inter–intra* or *inter–inter* molecular sequences, other processes have



Scheme 2.55

been developed, including one Diels–Alder reaction in sequence with another reaction. This thus increases the synthetic potential of the thermal intramolecular Diels–Alder methodology. A significant example is the recently described procedure for synthesizing bicyclic heterocycles which is based [130–132] on the transesterification-intramolecular *hetero*-Diels–Alder reaction. It is a one-pot procedure (Scheme 2.56) in which activated  $\alpha$ ,  $\beta$ -unsaturated carbonyl

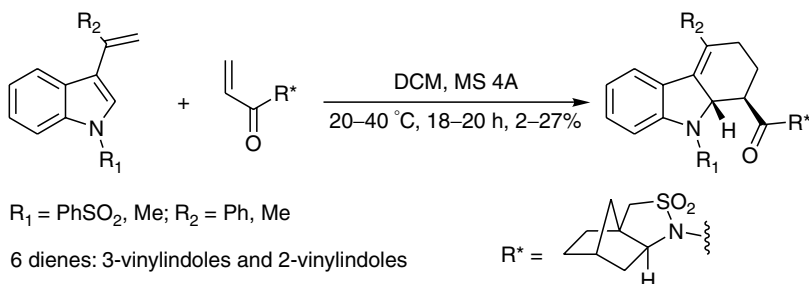


Scheme 2.56

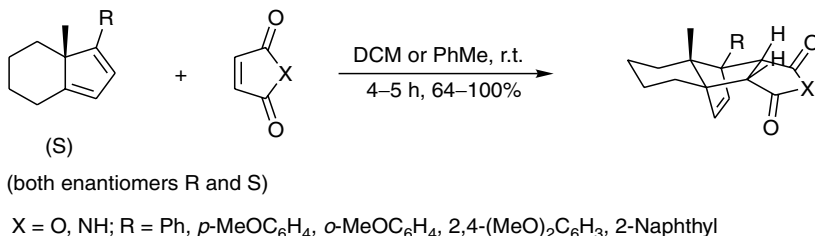
compounds **150** interact with  $\delta,\epsilon$ -unsaturated alcohols **151** under thermal conditions giving the intermediate **152** which affords stereoselectively hydropyranyran derivatives **153** in good yields.

## 2.5 OUTLINED DIELS–ALDER REACTIONS

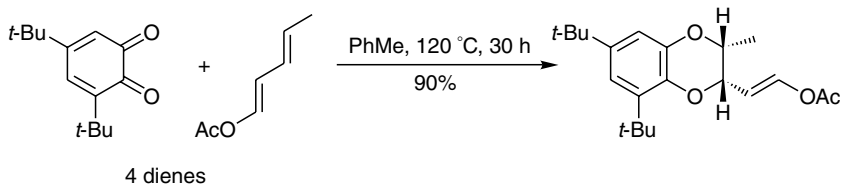
First asymmetric Diels–Alder reactions in the vinylhetarene series: cycloaddition with vinylindoles to enantiomerically pure carbazole derivatives [133]



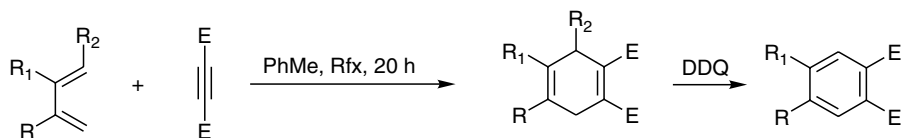
Face-selective and *endo*-selective cycloaddition with enantiomerically pure cyclopentadienes [134]



Hetero-Diels–Alder reactions of 3,5-di-*tert*-butyl-*o*-benzoquinone with acyclic dienes: novel synthesis of 1,4-benzodioxanes [135]



Synthesis of functionalized aryloxy 1,3-butadienes and their transformation to dienyl ethers via Diels–Alder cycloaddition reactions [136]

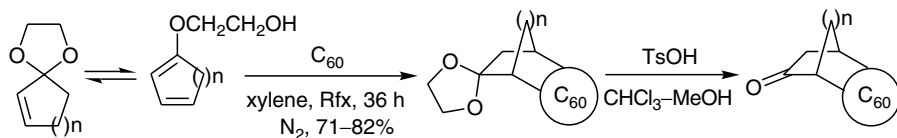


R = Me, OMe, OTMS; R<sub>1</sub> = OPh, *p*-MeC<sub>6</sub>H<sub>4</sub>;  
R<sub>2</sub> = S*Bu*, OSMT E = CO<sub>2</sub>Me

overall yield: 40-92%

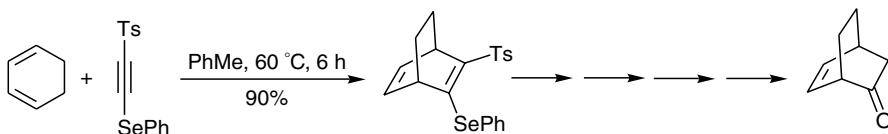
5 dienes, 3 acetylenic dienophiles

Highly thermally stable Diels–Alder adducts of [60]-fullerene with 2-cycloalkenones and their acetals [137]



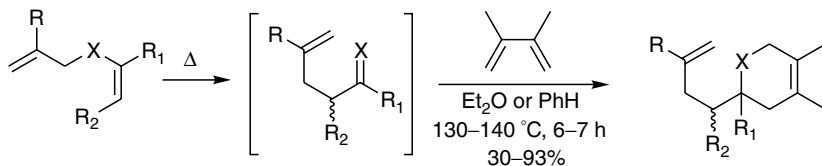
n = 1, 2

Diels–Alder reactions of 1-(phenylseleno)-2-(*p*-toluenesulphonyl)ethyne: a novel dienophile and ketene equivalent [138]



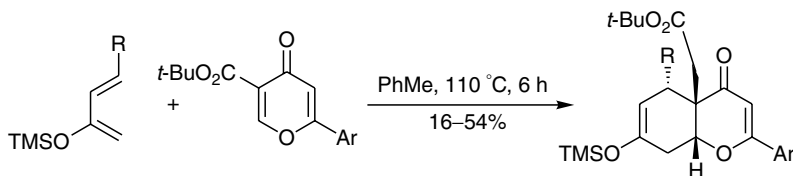
7 acyclic and cyclic dienes

Generation of a selenoaldehyde, a selenoketone, and telluroaldehydes by [3,3] sigmatropic rearrangement of allyl alkenyl selenides and tellurides [139]



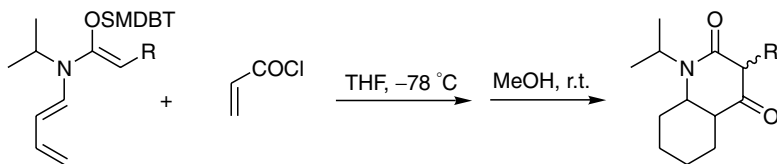
R = H, Me; R<sub>1</sub> = H, Ph; R<sub>2</sub> = Ph, CO<sub>2</sub>Me, 4-CF<sub>3</sub>C<sub>6</sub>H<sub>4</sub>; X = Se, Te

An efficient synthesis of reduced flavones via Diels–Alder addition to 4H-pyran-4-ones [140]



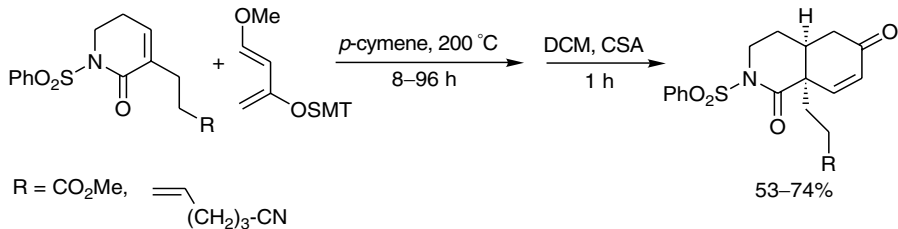
R = H, OMe; Ar = Ph, *p*-MeOC<sub>6</sub>H<sub>4</sub>

Preparation of N-alkylketene-N-butadienyl-N,O-silyl acetals [141]



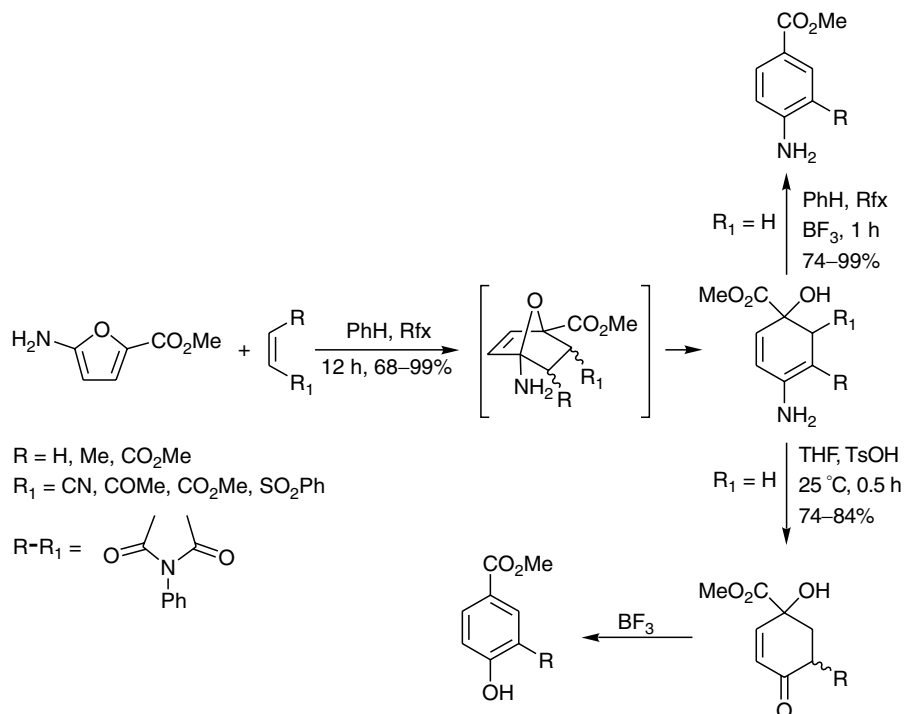
R = Me, Ph, *p*-MeOC<sub>6</sub>H<sub>4</sub>

Diels–Alder reaction of the dihydropyridinones V: approach to the Ircinal B core [142]

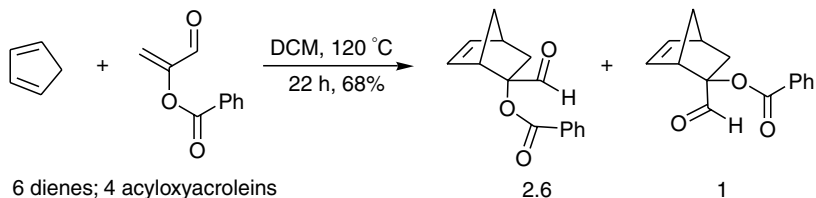


R = CO<sub>2</sub>Me, (CH<sub>2</sub>)<sub>3</sub>-CN

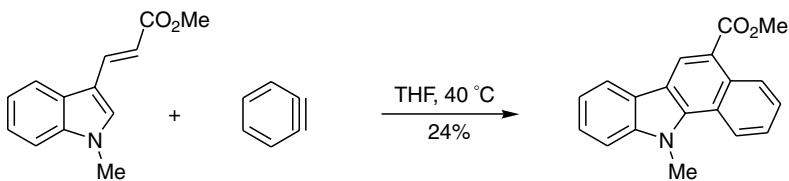
Synthesis of polysubstituted anilines using the Diels–Alder reaction of methyl-5-aminofuroate [143]



Preparation and Diels–Alder cycloaddition of 2-acyloxyacroleins. Facile synthesis of functionalized taxol A-ring synthons [144]

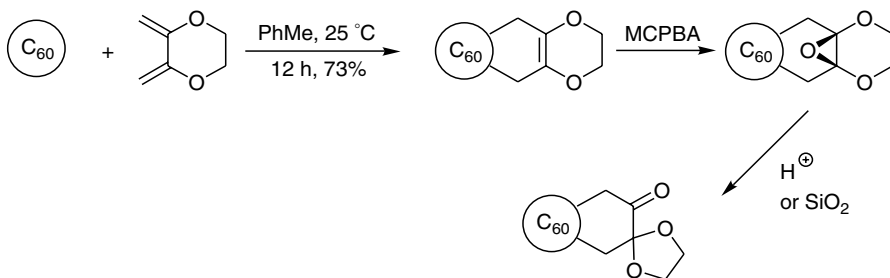


New Diels–Alder reactions of 3-vinylindoles with an aryne: selective access to functionalized [a]annellated carbazoles [145]

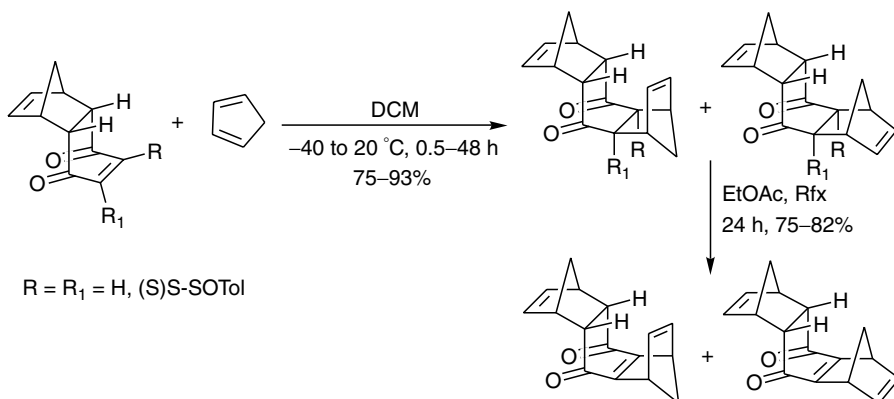


4 vinylindoles; 2 arynes

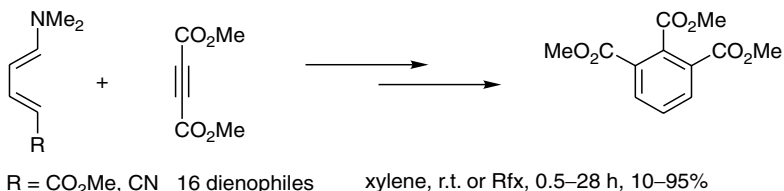
Exohedral functionalization of [60]-fullerene by [4 + 2] cycloadditions. Diels–Alder reactions of [60]-fullerene with electron-rich 2,3-dioxysubstituted-1,3-butadienes [146]



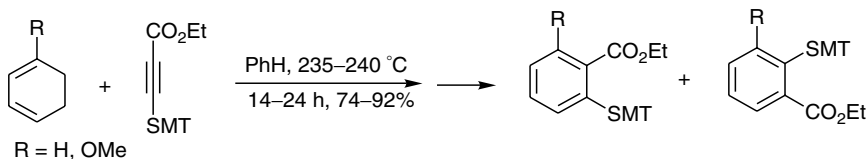
Studies of diastereoselectivity in Diels–Alder reactions of (S)-4a,5,8,8a-tetrahydro-5,8-methano-2-(*p*-tolysulfinyl)-1,4-naphthoquinones with cyclopentadiene [147]



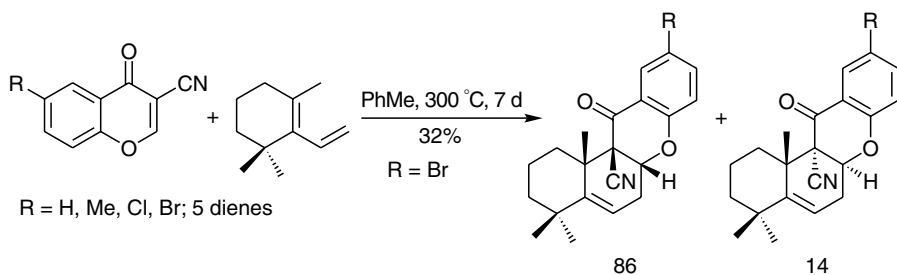
Aminodieneylesters. I: the cycloaddition reactions of *tert*-aminodieneylester with  $\alpha,\beta$ -unsaturated carbonyl compounds, styrenes and quinones [148]



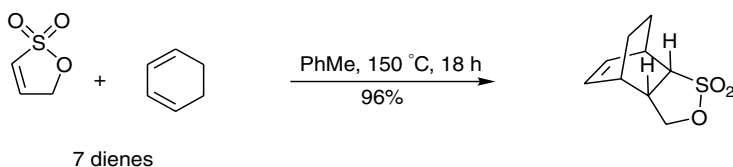
Diels–Alder reactions of 1,3-cyclohexadienes and 3-(trimethylsilyl)propynoates. A new synthesis of *ortho*-(trimethylsilyl)benzoate esters [149]



First stereoselective [4 + 2] cycloaddition reactions of 3-cyanochromone derivatives with electron-rich dienes: an approach to the ABC tricyclic frame of arysugacin [150]

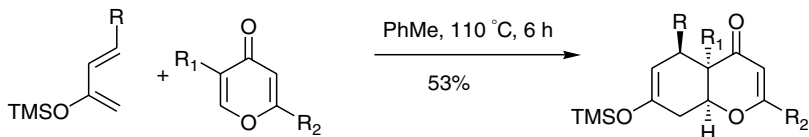


Synthesis and Diels–Alder reactions of  $\alpha,\beta$ -unsaturated  $\gamma$ -sultone [151]

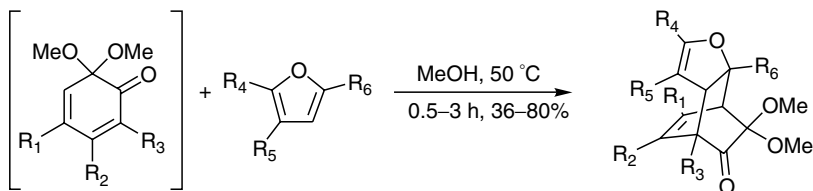




## Synthesis and reactions of reduced flavones [152]



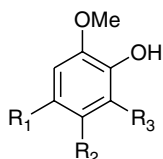
R = H, OMe; R<sub>1</sub> = CO<sub>2</sub>Bn, CO<sub>2</sub>t-Bu; R<sub>2</sub> = Ph, *p*-MeOC<sub>6</sub>H<sub>4</sub>

Furans act as dienophiles in facile Diels–Alder reactions with masked *o*-benzoquinones [153]

5 furans

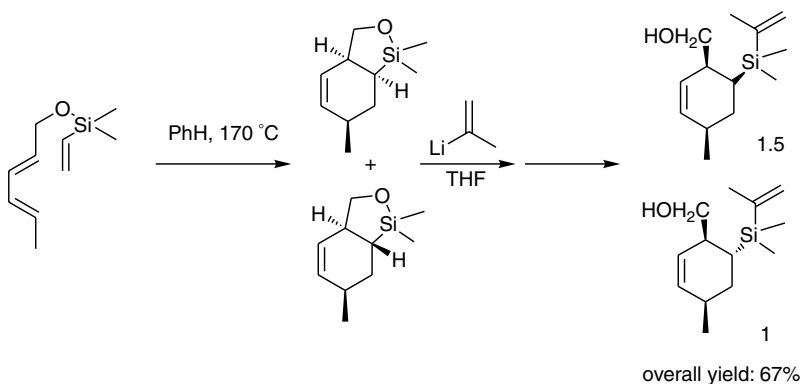
R<sub>4</sub>, R<sub>5</sub>, R<sub>6</sub> = H, Me, CO<sub>2</sub>Me

R<sub>4</sub>-R<sub>5</sub> = -CH=CH-CH=CH-

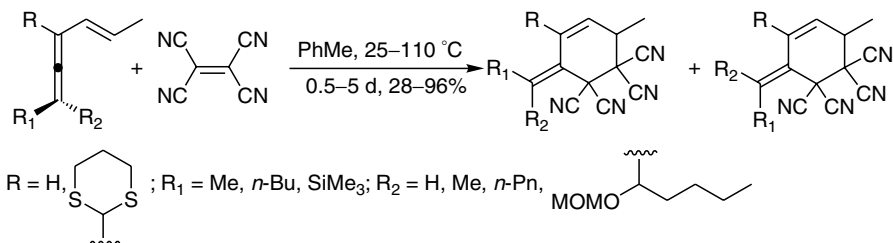


R<sub>1</sub> = H, CO<sub>2</sub>Me, COMe; R<sub>2</sub> = H, CO<sub>2</sub>Me; R<sub>3</sub> = H, OMe

## Oxasilacyclopentanes as intermediates for silicon tethered ene cyclizations [154]

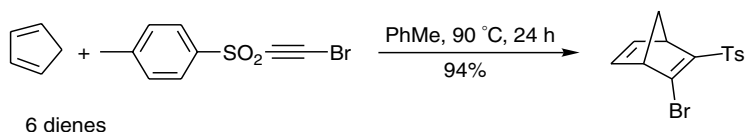


Stereoselective construction of tetrasubstituted exocyclic alkenes from the [4 + 2] cycloaddition of vinylallenes [155]

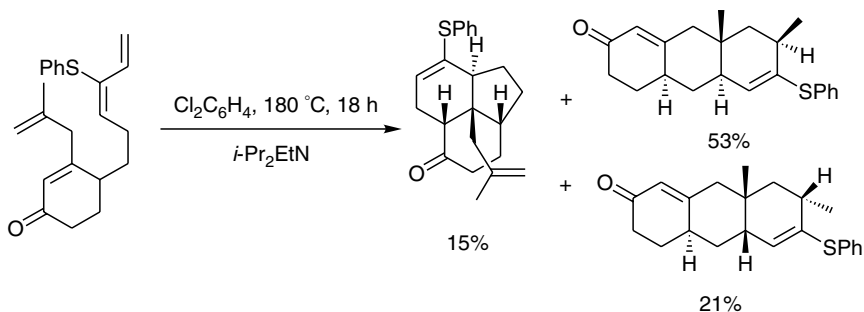


3 dienophiles; 5 vinylallenes

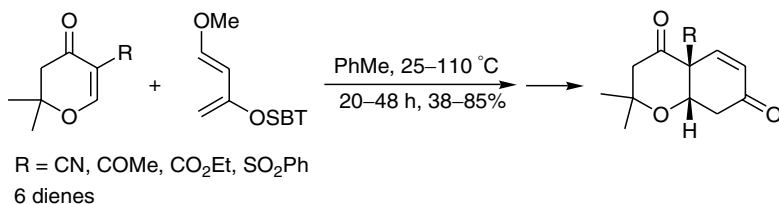
2-Bromoethylvinylarylsulfones as versatile dienophiles: a formal synthesis of epibatidine [156]



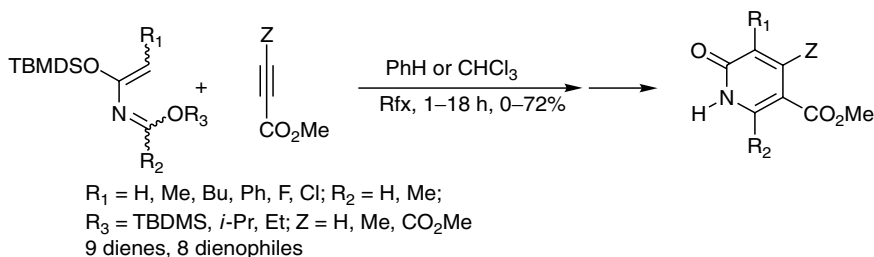
Anomalous products from the thermal Diels–Alder reaction of a (*E*)-2-thiophenylbutadiene tethered to 3-methylcyclohexenone [157]



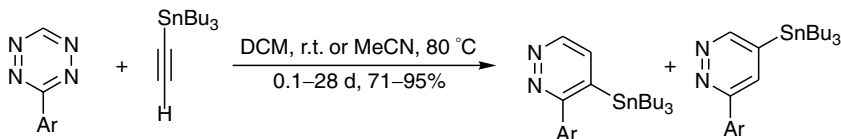
Dihydropyrones as dienophiles in the Diels–Alder reaction: application to the synthesis of 1-oxadecalones [158]



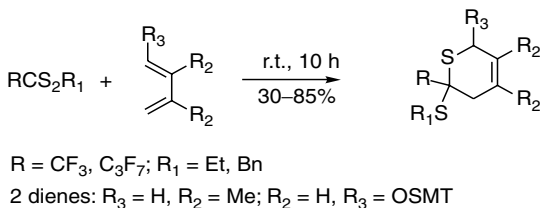
A highly efficient multicomponent synthesis of pyridones and pyrimidones by a [2 + 2 + 2] strategy [159]



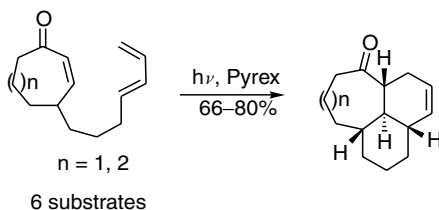
Synthesis of 3,5-disubstituted pyridazines by regioselective [4 + 2] cycloadditions with ethynyltributyltin and subsequent replacement of the organotin substituent [160]



Synthesis of alkyl perfluoroalkanedithiocarboxylates and some aspects of their reactivity in cycloaddition reactions [161]



The intramolecular Diels–Alder reactions of photochemically generated *trans*-cycloalk-enones [162]



## REFERENCES

1. Diels O. and Alder K. *Liebigs Ann. Chem.* 1928, **98**, 460.
2. Yates P. and Eaton P. *J. Am. Chem. Soc.* 1960, **82**, 4436.
3. Masuyama Y., Fuse M. and Kurusu Y. *Chem. Lett.* 1993, 1199.
4. Bloch R. and Chaptal-Gradoz N. *J. Org. Chem.* 1994, **59**, 4162.
5. Barluenga J., Aznar F., Ribas C. and Valdés C. *J. Org. Chem.* 1997, **62**, 6746.
6. Kozmin S. A., Janey J. M. and Rawal V. H. *J. Org. Chem.* 1999, **64**, 3039.
7. Kozmin S. A. and Rawal V. H. *J. Am. Chem. Soc.* 1997, **119**, 7165.
8. Hosomi A., Masunari T., Tominaga Y. and Hojo M. *Bull. Chem. Soc. Jpn* 1991, **64**, 1051.
9. Yamamoto Y., Nunokawa K., Ohno M. and Eguchi S. *Synthesis* 1996, 949.
10. Banwell M. G. and Knight J. H. *Aust. J. Chem.* 1993, **46**, 1861.
11. Jin F., Xu Y. and Huang W. *J. Chem. Soc. Chem. Commun.* 1993, 814.
12. Shi G.-Q. and Schlosser M. *Tetrahedron* 1993, **49**, 1445.
13. Schlosser M. and Keller H. *Liebigs Ann.* 1995, 1587.
14. Wasserman H. H. and Blum C. A. *Tetrahedron Lett.* 1994, **35**, 9787.
15. Ohno M., Azuma T., Kojima S., Shirakawa Y. and Eguchi S. *Tetrahedron* 1996, **52**, 4983.
16. Krautler B. and Maynollo J. *Tetrahedron* 1996, **52**, 5033.
17. Fernandez-Paniagua U. M., Illescas B., Martin N., Seoane C., De la Cruz P., de la Hoz A. and Langa F. *J. Org. Chem.* 1997, **62**, 3705.
18. (a) Singleton D. A., Martinez J. P. and Ndip G. M. *J. Org. Chem.* 1992, **57**, 5768; (b) Singleton D. A. and Martinez J. P. *J. Am. Chem. Soc.* 1990, **112**, 7423; (c) Singleton D. A., Martinez J. P. and Watson J. V. *Tetrahedron Lett.* 1992, **33**, 1017; (d) Singleton D. A., Martinez J. P., Watson J. V. and Ndip G. M. *Tetrahedron* 1992, **48**, 5831.
19. Singleton D. A. and Redman A. M. *Tetrahedron Lett.* 1994, **35**, 509.
20. Lee Y.-K. and Singleton D. A. *J. Org. Chem.* 1997, **62**, 2255.
21. Singleton D. A. and Leung S.-W. *J. Org. Chem.* 1992, **57**, 4796.
22. Dauben W. G., Kowalczyk B. A. and Lichtenthaler F. W. *J. Org. Chem.* 1990, **55**, 2391.
23. Williams R. V., Chauhan K. and Gadgil V. R. *J. Chem. Soc. Chem. Commun.* 1994, 1739.
24. Minuti L., Taticchi A., Marrocchi A., Costantini L. and Wenkert E. *Synth. Commun.* 2001, **31**, 707.
25. Wenkert E., Vial C. and Näf F. *Chimia* 1992, **46**, 95.
26. Akhmedov I. M., Peynircioglu B., Mamedov E. G., Tanyeli C. and Demir S. *Tetrahedron* 1994, **50**, 2099.
27. Magnus P., Cairns P. M. and Kim C. S. *Tetrahedron Lett.* 1985, **26**, 1963.
28. De Jong J. C., van Bolhuis F. and Feringa B. L. *Tetrahedron: Asymmetry* 1991, **2**, 1247.
29. Gustafsson J. and Sterner O. *J. Org. Chem.* 1994, **59**, 3994.
30. Fringuelli F. and Taticchi A. *Dienes in the Diels- Alder Reaction*, Wiley, New York, 1990.
31. Corral C., Lissavetzky J. and Manzanares I. *Synthesis* 1997, **29**.
32. Chariton J. L., Chee G. and McColeman H. *Can. J. Chem.* 1995, **73**, 1454.
33. Minuti L. and Taticchi A. *Seminars in Organic Synthesis. 22nd Summer School 'A. Corbella'*, Italian Soc. Chem., Rome, 1997, 51.
34. Posner G. H., Nelson T. D., Kinter C. M. and Afarinkia K. *Tetrahedron Lett.* 1991, **32**, 5295.
35. Afarinkia K. and Posner G. H. *Tetrahedron Lett.* 1992, **33**, 7839.

36. Posner G. H., Nelson T. D., Kinter C. M. and Johnson N. *J. Org. Chem.* 1992, **57**, 4083.
37. Sano H., Kawata K. and Kosugi M. *Synlett* 1993, 831.
38. Van den Berg K. and van Leusen A. M. *Rec. Trav. Chim. Pays Bas* 1993, **112**, 7.
39. (a) Ito Y., Nakajo E., Sho K. and Saegusa T. *Synthesis* 1985, 698; (b) Ito Y., Nakatsuka M. and Saegusa T. *J. Am. Chem. Soc.* 1982, **104**, 7609.
40. Andrews J. F. P., Jackson P. M. and Moody C. J. *Tetrahedron* 1993, **49**, 7353.
41. Jackson P. M. and Moody C. J. *Tetrahedron* 1992, **48**, 7447.
42. Mandal A. B., Gomez A., Trujillo G., Mendez F., Jimenez H. A., de Jesus Rosales M., Martinez R., Delgado F. and Tamariz J. *J. Org. Chem.* 1997, **62**, 4105.
43. Lee S.-J., Peng M.-L., Lee J.-C. and Chou T. -S. *Chem. Ber.* 1992, **125**, 499.
44. Fray E. B., Moody C. J. and Shah P. *Tetrahedron* 1993, **49**, 439.
45. (a) Haddon R. *Acc. Chem. Res.* 1992, **25**, 127; (b) Holczer K. and Whetten R. L. *Carbon* 1992, **30**, 1261.
46. (a) Ganapathi P. S., Friedman S. H., Kenyon G. L. and Rubin Y. *J. Org. Chem.* 1995, **60**, 2954; (b) An Y.-Z., Chen C.-B., Anderson J. L., Sigman D. S., Foote C. S. and Rubin Y. *Tetrahedron* 1996, **52**, 5179; (c) Toniolo C., Bianco A., Maggini M., Scorrano G., Prato M., Marastoni M., Tomatis R., Spisani S., Palù G. and Blair E. D. *J. Med. Chem.* 1994, **37**, 4558; (d) Tokuyama H., Yamago S., Nakamura E., Shiraki T. and Sugiura Y. *J. Am. Chem. Soc.* 1993, **115**, 7918; (e) Boutorine A. S., Tokuyama H., Takasugi M., Isobe H., Nakamura E. and Helene C. *Angew. Chem. Int. Ed. Engl.* 1994, **33**, 2462.
47. Fernandez-Paniagua U. M., Illescas B. M., Martin N. and Seoane C. *J. Chem. Soc. Perkin Trans. 1* 1996, 1077.
48. Gugel A., Belik P., Walter M., Kraus A., Harth E., Wagner M., Spiekermann J. and Mullen K. *Tetrahedron* 1996, **52**, 5007.
49. Lawson J. M., Oliver A. M., Rothenfluh D. F., An Y.-Z., Ellis G. A., Ranasinghe M. G., Khan S. I., Franz A. G., Ganapathi P. S., Shephard M. J., Paddon-Row M. N. and Rubin Y. *J. Org. Chem.* 1996, **61**, 5032.
50. Hoye T. R. and Rother M. J. *J. Org. Chem.* 1979, **44**, 458.
51. Burnouf C., Lopez J. C., Calvo Flores F. G., Laborde M., Olesker A. and Lukacs G. *J. Chem. Soc. Chem. Commun.* 1990, 823.
52. Willmore N. D., Hoic D. A. and Katz T. J. *J. Org. Chem.* 1994, **59**, 1889.
53. Kotsuki H., Yamaguchi T., Ohno K., Ichikawa Y. and Ochi M. *Bull. Chem. Soc. Jpn* 1994, **67**, 599.
54. Begue J.-P., Bonnet-Delpon D., Lequeux T., d'Angelo J. and Guingant A. *Synlett* 1992, 146.
55. Potthoff B. and Breitmair E. *Chem. Ber.* 1987, **120**, 255.
56. (a) Bachmann W. E. and Scott L. B. *J. Am. Chem. Soc.* 1948, **70**, 1462.  
(b) Alder K. and Schmitz-Josten R. *Liebigs Ann.* 1955, **595**, 1.
57. Shiota Y., Nagata J., Nakano Y., Nogami T. and Mikawa H. *J. Chem. Soc.* 1977, 14.
58. Davies W. and Porter Q. N. *J. Chem. Soc.* 1957, 4967.
59. Gacs-Baitz E., Minuti L. and Taticchi A. *Tetrahedron* 1994, **50**, 10359.
60. (a) Zander M. and Franke W. H. *Chem. Ber.* 1974, **107**, 727; (b) Willmore N. D., Liu L. and Katz T. J. *Angew. Chem. Int. Ed. Engl.* 1992, **31**, 1093.
61. Gacs-Baitz E., Minuti L. and Taticchi A. *Polycyclic Aromatic Compounds* 1992, **8**, 213.
62. Orton W. L., Mesh K. A. and Quin L. D. *Phosphorus and Sulfur* 1979, **5**, 349.
63. Minuti L., Taticchi A., Marrocchi A., Morozzi G., Pampanella L. and Gacs-Baitz E. *Polycyclic Aromatic Compounds* 1999, **13**, 9.
64. Brown R. F. C., Coulston K. J., Dobney B. J., Eastwood F. and Fallon G. D. *Aust. J. Chem.* 1987, **40**, 1687.

65. Nazarov I. N. and Kotlyarevskii I. L. *Izvest. Akad. Nauk SSSR, Khim. Nauk* 1953, 1100; *CA* **49**, 2458d.
66. Das J., Kubela R., MacAlpine G. A., Stojanac Z. and Valenta Z. *Can. J. Chem.* 1979, **57**, 3308.
67. Bachmann W. E. and Chemerda J. M. *J. Am. Chem. Soc.* 1948, **70**, 1468.
68. a) Minuti L., Taticchi A., Marrocchi A. and Gacs-Baitz E. *Synth. Commun.* 1998, **28**, 2181; (b) Minuti L., Taticchi A., Marrocchi A., Gacs-Baitz E. and Galeazzi R. *Eur. J. Org. Chem.* 1999, 3155.
69. Minuti L., Taticchi A., Gacs-Baitz E. and Marrocchi A. *Tetrahedron* 1998, **54**, 10891.
70. Marrocchi A., Minuti L. and Taticchi A. *Recent Res. Dev. Org. Chem.* 1998, **2**, 107.
71. Albert A. *Heterocyclic Chemistry*, Athlone, London, 1968.
72. Sasaki T., Ishibashi Y. and Ohno M. *Heterocycles* 1983, **20**, 1933.
73. Davidson W. J. and Elix J. A. *Aust. J. Chem.* 1973, **26**, 1059.
74. Kusurkar R. S. and Bhosale D. K. *Synth. Commun.* 1990, **20**, 101.
75. Benitez A., Herrera F. R., Romero M., Talamas F. X. and Muchowski J. M. *J. Org. Chem.* 1996, **61**, 1487.
76. Davies W. and Porter Q. N. *J. Chem. Soc.* 1957, 4958.
77. Davies W., Porter Q. N. and Wilmshurst J. R. *J. Chem. Soc.* 1957, 3366.
78. Elguero J. *Comprehensive Heterocyclic Chemistry*, vol. 5, Pergamon Press, Oxford, 1984.
79. Medio-Simon M. and Sepulveda-Arques J. *Tetrahedron* 1986, **24**, 6683.
80. Medio-Simon M., Alvarez de Laviada M. J. and Sepulveda-Arques J. *J. Chem. Soc. Perkin Trans. 1* 1990, 2749.
81. (a) Scannelle R. T. and Stevenson R. *J. Chem. Soc. Chem. Commun.* 1980, 1103; (b) Brewer J. D., Davidson W. J., Elix J. A. and Leppik R. A. *Aust. J. Chem.* 1971, **24**, 1883.
82. Pearson J. R. and Porter Q. N. *Aust. J. Chem.* 1991, **44**, 907, 1085.
83. Ghosh A., Maiti S. B., Chatterjee A. and Raychaudhuri S. R. *Indian J. Chem.* 1989, **28B**, 724.
84. Pindur U. *Heterocycles* 1988, **27**, 1253 and references cited therein.
85. (a) Eitel M. and Pindur U. *J. Org. Chem.* 1990, **55**, 5368; (b) Pindur U. and Eitel M. *J. Heterocyclic Chem.* 1991, **28**, 951; (c) Pindur U. and Eitel M. *Helv. Chim. Acta* 1988, **71**, 1060; (d) Eitel M. and Pindur U. *Heterocycles* 1988, **27**, 2353.
86. Pindur U., Kim M.-H. and Eitel M. *Tetrahedron Lett.* 1990, **31**, 1551.
87. Noland W. E. and Sundberg R. J. *J. Org. Chem.* 1963, **28**, 884.
88. (a) Noland W. E., Xia G.-M., Gee K. R., Konkel M. J., Wahlstrom M. J., Condoluci J. J. and Rieger D. L. *Tetrahedron* 1996, **52**, 4555; (b) Noland W. E. and Wann S. R. *J. Org. Chem.* 1979, **44**, 4402; (c) Noland W. E., Wahlstrom M. J., Konkel M. J., Brigham M. E., Trowbridge A. G., Konkel L. M. C., Gourneau R. P., Scholten C. A., Lee N. H., Condoluci J. J., Gac T. S., Pour M. M. and Radford P. M. *J. Heterocyclic Chem.* 1993, **30**, 81.
89. (a) Pindur U., Lutz G., Fisher G., Schollmeyer D., Massa W. and Schroder L. *Tetrahedron* 1993, **49**, 2863; (b) Pindur U., Lutz G., Massa W. and Schroder L. *Heterocycles* 1993, **36**, 661.
90. Minuti L., Taticchi A., Marrocchi A. and Gacs-Baitz E. *Tetrahedron* 1997, **53**, 6873.
91. Bergmann F., Eshinazi E. and Neeman M. *J. Org. Chem.* 1943, **8**, 179.
92. (a) Trione C., Toledo L. M., Kuduk S. D., Fowler F. W. and Grierson D. S. *J. Org. Chem.* 1993, **58**, 2075; (b) Barluenga J. and Tomas M. *Adv. Heterocyclic Chem.* 1993, **57**, 1.

93. Martin N., Martinez-Grau A., Sanchez L., Seoane C. and Torres M. *J. Org. Chem.* 1998, **63**, 8074.
94. Barluenga J., Tomás M., Ballesteros A. and Lopez L. A. *Synlett* 1991, 93.
95. (a) Capozzi G., Franck R. W., Mattioli M., Menichetti S., Nativi C. and Valle G. *J. Org. Chem.* 1995, **60**, 6416; (b) Capozzi G., Menichetti S., Nativi C., Rosi A. and Valle G. *Tetrahedron* 1992, **48**, 9023.
96. Capozzi G., Falciani C., Menichetti S. and Nativi C. *J. Org. Chem.* 1997, **62**, 2611.
97. (a) Sauer J. and Heldmann D. K. *Tetrahedron Lett.* 1998, **39**, 2549; (b) Heldmann D. K. and Sauer J. *Tetrahedron Lett.* 1997, **38**, 5791.
98. Gabbutt C. D., Hepworth J. D. and Heron B. M. *J. Chem. Soc. Perkin Trans. 1* 1992, 2603.
99. Cava M. P. and Levinson M. I. *Tetrahedron* 1985, **41**, 5061.
100. D'A. Rocha Gonsalves A. M., Pinho e Melo T. M. V. and Gilchrist T. L. *Tetrahedron* 1992, **48**, 6821.
101. Popp F. D. and Duarte F. F. *Isoquinolines*, part 2, Kathavala F. G., Coppola G. M. and Shuster H. F. (eds), Wiley, New York, 1990.
102. Degl'Innocenti A., Scafato P., Capperucci A., Bartoletti L., Spezzacatena C. and Ruzziconi R. *Synlett* 1997, 361.
103. Segi M., Takahashi T., Ichinose H., Minghi G. and Nakajima T. *Tetrahedron Lett.* 1992, **33**, 7865.
104. Boger D. and Weinreb S. M. *Hetero Diels–Alder Methodology in Organic Synthesis*, Academic Press, Orlando, FL, 1987.
105. Segi M., Kato M. and Nakajima T. *Tetrahedron Lett.* 1991, **32**, 7427.
106. Bryce M. R. and Chesney A. *J. Chem. Soc. Chem. Commun.* 1995, 195.
107. Dae S. *Organic Sulfur Chemistry: Structure and Mechanism*, CRC Press, London, 1991.
108. Richter R. and Ulrich H. *The Chemistry of Cyanates and Their Thioderivatives*, vol. 2, Patai S. (ed.), Wiley, New York, 1977.
109. Hamley P., Holmes A. B., Kee A., Ladduwahetty T. and Smith D. F. *Synlett* 1991, 29.
110. Barluenga J., Tomas M., Suarez-Sobrinio A. and Lopez L. A. *J. Chem. Soc. Chem. Commun.* 1995, 1785.
111. Martin S. F., Hartmann M. and Josey J. A. *Tetrahedron Lett.* 1992, **33**, 3583.
112. (a) Desimoni G., Tacconi G., Barco A. and Pollini G. P. *Natural Products Synthesis Through Perycyclic Reactions*, Am. Chem. Soc., Washington DC, 1983; (b) Ciganek E. *Organic Reactions* 1984, **32**, 1; (c) Craig D. *Chem. Soc. Rev.* 1987, **16**, 187.
113. Wulff W. D. and Powers T. S. *J. Org. Chem.* 1993, **58**, 2381.
114. Reiser U., Jauch J. and Herdtweck E. *Tetrahedron: Asymmetry* 2000, **11**, 3345.
115. Ishihara J., Yamamoto Y., Kanoh N. and Murai A. *Tetrahedron Lett.* 1999, **40**, 4387.
116. Craig D., Fisher D. A., Kemal O., Marsh A., Plessner T., Slawin A. M. Z. and Williams D. J. *Tetrahedron* 1991, **47**, 3095.
117. Takatori K., Hasegawa K., Narai S. and Kajiwara M. *Heterocycles* 1996, **42**, 525.
118. Smith D. A. and Houk K. N. *Tetrahedron Lett.* 1991, **32**, 1549.
119. (a) Cooper J. A., Cornwall P., Dell C. P. and Knight D. W. *Tetrahedron Lett.* 1988, **29**, 2107; (b) Cornwall P., Dell C. P. and Knight D. W. *J. Chem. Soc. Perkin Trans. 1* 1993, 2395.
120. Glasby J. S. *Encyclopaedia of the Terpenes*, Wiley, New York, 1982.
121. (a) Roush W. R. and Sciotti R. J. *J. Am. Chem. Soc.* 1994, **116**, 6457; (b) Roush W. R. and Sciotti R. J. *J. Am. Chem. Soc.* 1998, **120**, 7411.

122. Saito S., Kimura H., Sakamaki K., Karakasa T. and Moriyama S. *J. Chem. Soc. Chem. Commun.* 1996, 811.
123. Bushby N., Moody C. J., Riddick D. A. and Waldron I. R. *Chem. Commun.* 1999, 793.
124. (a) Paquette L. A., Wyvratt M. J., Berk H. C. and Moerck R. E. *J. Am. Chem. Soc.* 1978, **100**, 5845; (b) Paquette L. A. and Wyvratt M. J. *J. Am. Chem. Soc.* 1974, **96**, 4671.
125. Fessner W.-D., Grund C. and Prinzbach H. *Tetrahedron Lett.* 1989, **30**, 3133.
126. Chou T.-C., Yang M.-S. and Lin C. T. *J. Org. Chem.* 1994, **59**, 661.
127. Mehta G. and Padma S. *Tetrahedron* 1991, **47**, 7783.
128. Spurr P. R. and Hamon D. P. G. *J. Am. Chem. Soc.* 1983, **105**, 4734.
129. Buttery J. H., Moursounidis J. and Wege D. *Aust. J. Chem.* 1995, **48**, 593.
130. Wada E., Kumaran G. and Kanemasa S. *Tetrahedron Lett.* 2000, **41**, 73.
131. Perlmutter P. *Conjugate Addition Reactions in Organic Synthesis*, Baldwin J. E. and Magnus P. D. (eds), Pergamon Press, Oxford, 1992.
132. Honda K., Asami M. and Inoue S. *Bull. Chem. Soc. Jpn* 1992, **72**, 73.
133. Pindur U., Lutz G., Massa W. and Schroder L. *Heterocycles* 1993, **36**, 661.
134. Beckmann M., Meyer T., Schulz F. and Winterfeldt E. *Chem. Ber.* 1994, **127**, 2505.
135. Nair V. and Kumar S. *J. Chem. Soc. Chem. Commun.* 1994, 1341.
136. Olsen R. K., Feng X., Campbell M., Shao R. and Math S. K. *J. Org. Chem.* 1995, **60**, 6025.
137. Takeshita H., Liu J.-F., Kato N., Mori A. and Isobe R. *Chem. Lett.* 1995, 377.
138. Back T. G. and Wehrli D. *Synlett* 1995, 1123.
139. Shimada K., Oikawa S., Nakamura H. and Takikawa Y. *Chem. Lett.* 1995, 135.
140. Groundwater P. W., Hibbs D. E., Hursthouse M. B. and Nyerges M. *Heterocycles* 1996, **43**, 745.
141. Franz A., Eschler P.-Y., Tharin M., Stoeckli-Evans H. and Neier R. *Synthesis* 1996, 1239.
142. Torisawa Y., Ali M. A., Tavet F., Kageyama A., Aikawa M., Fukui N., Hino T. and Nakagawa M. *Heterocycles* 1996, **42**, 677.
143. Cochran J., Wu T. and Padwa A. *Tetrahedron Lett.* 1996, **37**, 2903.
144. Funk R. L. and Yost III K. J. *J. Org. Chem.* 1996, **61**, 2598.
145. Gonzalez E., Pindur U. and Schollmeyer D. *J. Chem. Soc. Perkin Trans. 1* 1996, 1767.
146. Torres-Garcia G. and Mattay J. *Tetrahedron* 1996, **52**, 5421.
147. Carreño M. C., Garcia-Ruano J. L., Urbano A. and Hoyos M. A. *J. Org. Chem.* 1996, **61**, 2980.
148. Koike T., Tanabe M., Takeuchi N. and Tobinaga S. *Chem. Pharm. Bull.* 1997, **45**, 243.
149. Kleschick W. A. and Thornburgh S. *Synth. Commun.* 1997, **27**, 1793.
150. Hsung R. P. *J. Org. Chem.* 1997, **62**, 7904.
151. Lee A. W. M., Chan W. H., Jiang L. S. and Poon K. W. *Chem. Commun.* 1997, 611.
152. Groundwater P. W., Hibbs D. E., Hursthouse M. B. and Nyerges M. *J. Chem. Soc. Perkin Trans. 1* 1997, 163.
153. Chen C.-H., Dharma Rao P. and Liao C. -C. *J. Am. Chem. Soc.* 1998, **120**, 13254.
154. Robertson J., Middleton D. S., O'Connor G. and Sardharwala T. *Tetrahedron Lett.* 1998, **39**, 669.
155. Spino C., Thibault C. and Gingras S. *J. Org. Chem.* 1998, **63**, 5283.
156. Zhang C., Ballay II C. J. and Truddell M. L. *J. Chem. Soc. Perkin Trans. 1* 1999, 675.



157. Grieco P. A. and Kaufman M. D. *J. Org. Chem.* 1999, **64**, 2590.
158. Chen D., Wang J. and Totah N. I. *J. Org. Chem.* 1999, **64**, 1776.
159. Ghosez L., Jnoff E., Bayard P., Sainte F. and Beaudegnies R. *Tetrahedron* 1999, **55**, 3387.
160. Sauer J. and Heldmann D. K. *Tetrahedron* 1998, **54**, 4297.
161. Portella C., Shermolovich Y. G. and Tschenn O. *Bull. Soc. Chim. Fr.* 1997, **134**, 697.
162. Dorr H. and Rawal V. H. *J. Am. Chem. Soc.* 1999, **121**, 10229.



## 3 Lewis-Acid-Catalyzed Diels–Alder Reaction

---

### 3.1 INTRODUCTION

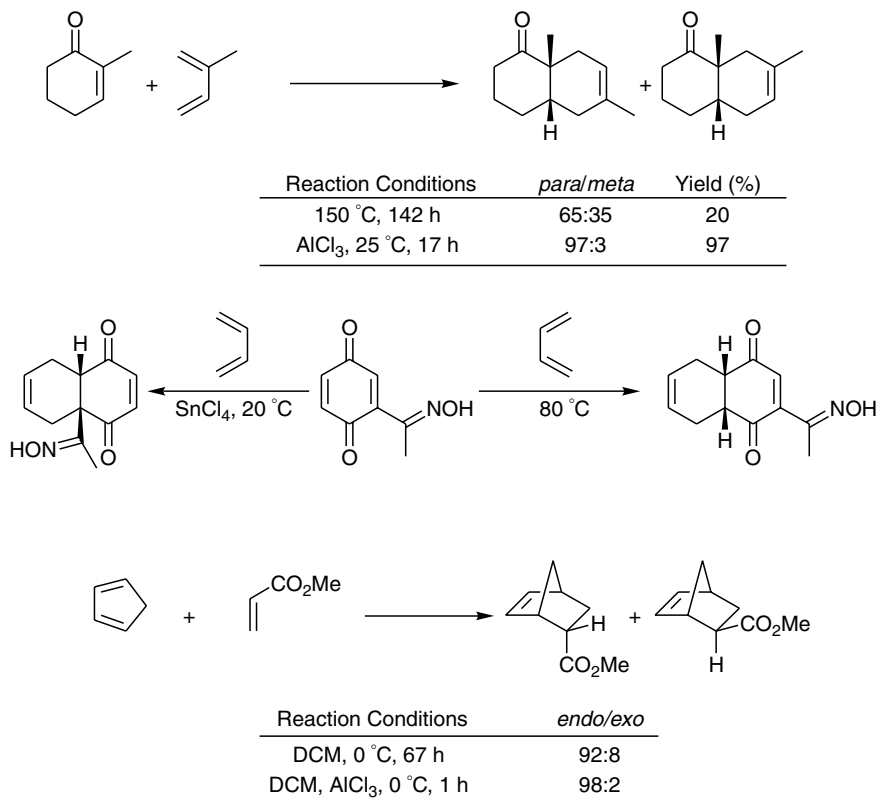
The terms acid and base have been defined in different ways depending on the particular way of looking at the properties of acidity and basicity [1]. Arrhenius first defined acids as compounds which ionize in aqueous solution to produce hydrogen ions, and bases as compounds which ionize to produce hydroxide ions. According to the Lowry–Brønsted definition, an acid is a proton donor and a base is a proton acceptor [2]. According to the Lewis definition, acids are molecules or ions capable of coordinating with unshared electron pairs, and bases are molecules or ions having unshared electron pairs available for sharing with acids [3]. To be acidic in the Lewis sense, a molecule must be electron-deficient. This is the most general acid–base concept. All Lowry–Brønsted acids are Lewis acids but, in addition, the Lewis definition includes many other reagents such as boron trifluoride, aluminum chloride, etc.

The discovery that Lewis acids can promote Diels–Alder reactions has become a powerful tool in synthetic organic chemistry. Yates and Eaton [4] first reported the remarkable acceleration of the reactions of anthracene with maleic anhydride, 1,4-benzoquinone and dimethyl fumarate catalyzed by aluminum chloride. The presence of the Lewis-acid catalyst allows the cycloadditions to be carried out under mild conditions, reactions with low reactive dienes and dienophiles are made possible, and the stereoselectivity, regioselectivity and site selectivity of the cycloaddition reaction can be modified [5]. Consequently, increasing attention has been given to these catalysts in order to develop new regio- and stereoselective synthetic routes based on the Diels–Alder reaction.

Examples of the effects of Lewis-acid catalysts on the selectivities are reported in Scheme 3.1.

This Lewis acid ability of increasing both the reaction rate and the selectivity of the cycloaddition is surprising, since in other catalyzed reactions an increase in the reaction rate is accompanied by a decreased selectivity according to the reactivity–selectivity principle. This apparently contradictory behavior of the Lewis acids has been explained theoretically [6,7].

Many Lewis-acid catalysts have been studied and used in the Diels–Alder reactions, ranging from the more commonly used strong Lewis acids such as  $\text{AlCl}_3$ ,  $\text{TiCl}_4$ ,  $\text{SnCl}_4$ ,  $\text{ZnCl}_2$ ,  $\text{ZnBr}_2$ , etc., to the milder lanthanide complexes and to the chiral catalyst.



Scheme 3.1

This chapter will mostly deal with the applications of the Lewis-acid-catalyzed Diels–Alder reaction to organic synthesis and the influence of Lewis acids on reactivity, stereoselectivity and regioselectivity of the cycloadditions.

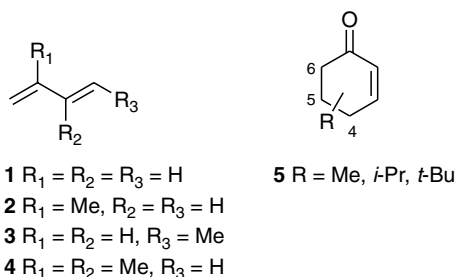
## 3.2 CARBON DIELS–ALDER REACTION

### 3.2.1 Cycloadditions of Cycloalkenones

Diels–Alder reactions of conjugated cycloalkenones provide a very important method for rapidly constructing complex polycyclic molecules. Since cycloalkenones are very poorly reactive dienophiles, acceleration by special physical and catalytic methods is required in order to avoid high reaction temperatures and long reaction times which often lead to low product yields [8].

A broad study of aluminum chloride-induced cycloadditions of cyclopentenones, cyclohexenones and cycloheptenones with 1,3-butadiene (1), isoprene

(**2**), (E)-piperylene (**3**) and 2,3-dimethyl-1,3-butadiene (**4**) (Figure 3.1) allowed all the reaction constraints to be determined, thus opening a straightforward route to the synthesis of hydrindanones, octalones and hydrobenzosuberones [9]. The diastereofacial selectivity in the catalyzed cycloadditions of 4-, 5- and 6-substituted 2-cyclohexenones **5** (Figure 3.1) has been extensively studied and the results (Table 3.1) have been interpreted in terms of a unifying stereoelectronic pathway and conformational considerations rather than a mere consideration of steric factors [10–12]. Diene–dienophile interaction, as shown for 4-alkylsubstituted 2-cyclohexenones in Scheme 3.2, occurs in such a way that (in the absence of steric interference) an axial diene approach antiparallel to the pseudo axial bond at neighboring C(4), which creates an incipient fused

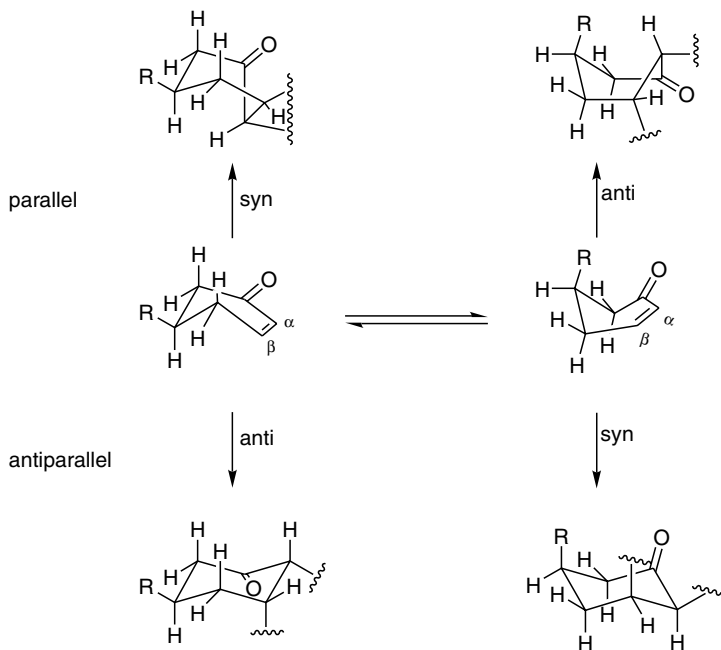


**Figure 3.1**

**Table 3.1** Faciaselectivity<sup>a</sup> in the aluminium chloride catalyzed Diels–Alder reactions of 4-, 5- and 6-substituted 2-cyclohexenones **5** with dienes **1–3**

Diene	R	Me	<i>i</i> -Pr	<i>t</i> -Bu	Dienophile
<b>1</b>		55	67	100	
<b>2</b>		90	91	100	
<b>3</b>		49	61	100	
<b>1</b>		96	92	97	
<b>2</b>		97	92	91	
<b>3</b>		96	98	97	
<b>1</b>					
<b>2</b>		35			
<b>3</b>		33			

<sup>a</sup> Expressed as % of *anti* Diels–Alder adducts.



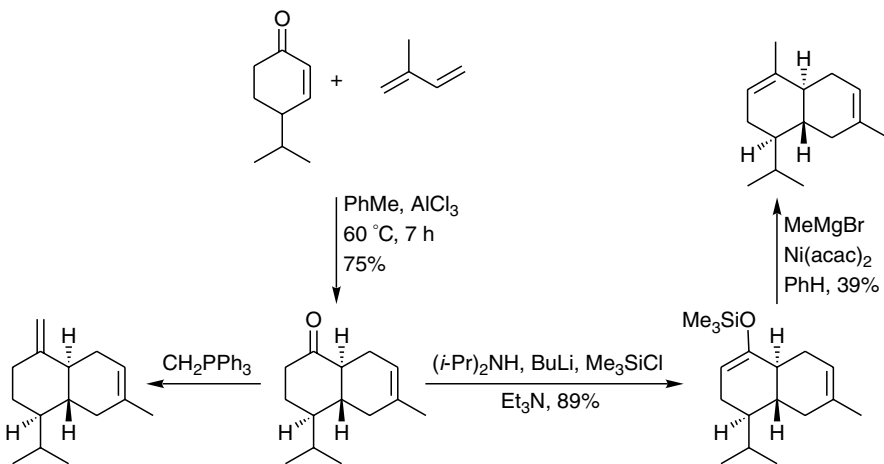
Scheme 3.2

cyclohexenone in half-chair conformation, is preferred over a parallel approach which produces the same ring in initial half-boat form. The adducts coming from Lewis-acid-catalyzed Diels–Alder reaction of 2-unsubstituted 2-cycloalkenones can epimerize at C-2 and therefore the *trans* adduct is sometimes the main reaction product.

Highly *anti*-diastereofacial selective cycloaddition of isoprene (**2**) with 4-isopropyl-2-cyclohexenone allowed a short regiocontrolled and stereocontrolled synthesis [13] of  $\beta$ -cadinene and ( $\gamma_2$ -cadinene, Scheme 3.3). High *anti*-diastereofacial selectivity also occurs in the Diels–Alder reaction of optically active cyclohexenones **6–9** (Figure 3.2), readily available from the chiral pool, with open chain dienes [14–16]. Their cycloadducts are valuable intermediates in the synthesis of optically active sesquiterpenes in view of the easy conversion of the gem-dimethylcyclopropane and gem-dimethylcyclobutane in a variety of substituents.

Bicyclic [6.4.0]dodecane systems have been prepared [17] by catalyzed and photochemical intermolecular cycloaddition of the cyclooct-2-en-1-ones **10** and 1,3-butadiene (**1**) and by catalyzed intramolecular cycloaddition of trienone **11** (Scheme 3.4).

A strong dependence of the diastereofacial selectivity [18] on the substituents has been observed in the catalyzed cycloadditions of acyclic dienes with



Scheme 3.3

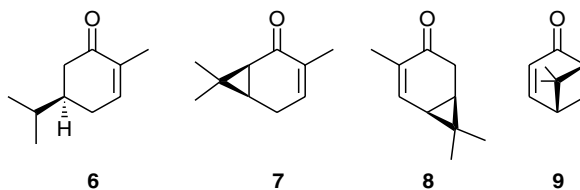
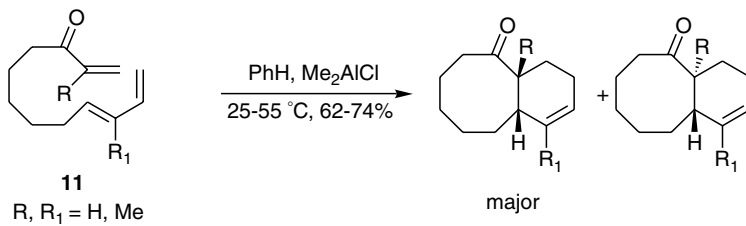
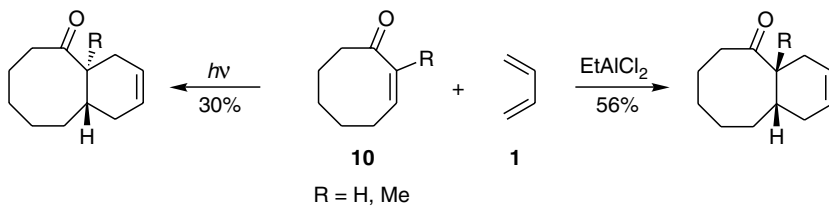
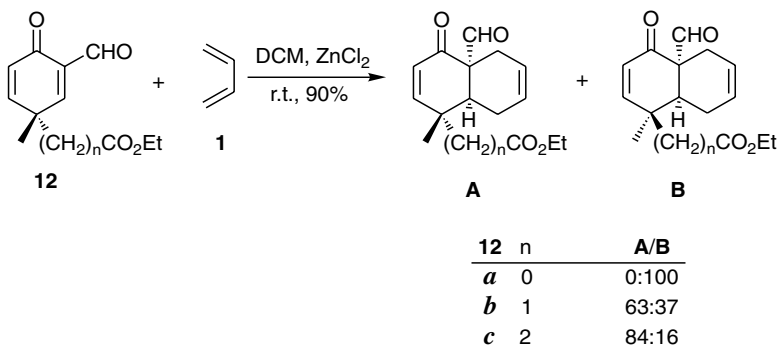


Figure 3.2



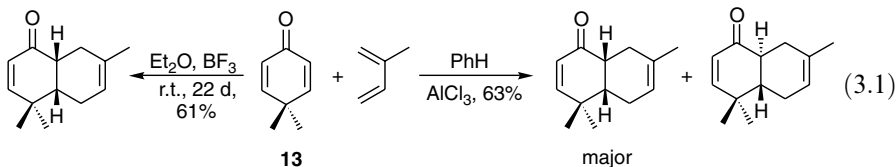
Scheme 3.4

4,4-disubstituted dienones **12** (Scheme 3.5). Whereas the cycloadditions of 1,3-butadiene (**1**) with dienones **12b** and **12c** showed a clear preference for the *anti*-diastereoselectivity (*anti* with respect to the C-4 ester group), a reversal *syn*-diastereofacial selectivity was observed in the cycloaddition of dienone **12a**. Similar results were observed in the cycloaddition with (*E*)-piperylene.



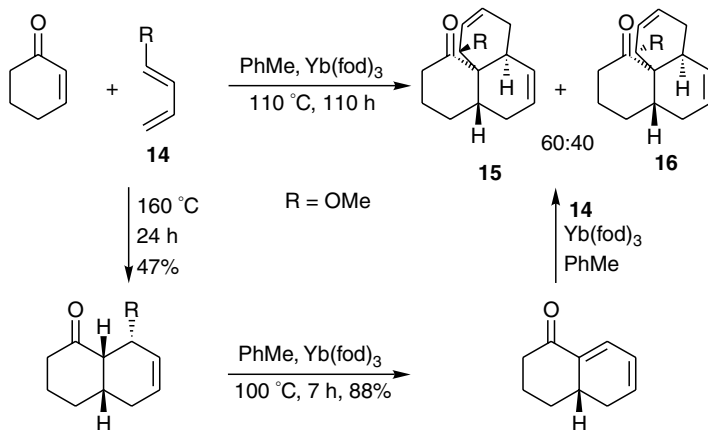
Scheme 3.5

The presence of two substituents at C-4 also strongly influences the regioselectivity as shown in the cycloaddition of dienone **13** with isoprene (**2**) (Equation 3.1). In violation of the *para*-rule for Diels–Alder reaction, only *meta*-adduct was obtained [19,20].



The presence of the catalyst can also favor multiple Diels–Alder reactions of cycloalkenones. Two typical examples are reported in Schemes 3.6 and 3.7. When (*E*)-1-methoxy-1,3-butadiene (**14**) interacted with 2-cyclohexenone in the presence of Yb(fod)<sub>3</sub> catalyst, a multiple Diels–Alder reaction occurred [21] and afforded a 1:1.5 mixture of the two tricyclic ketones **15** and **16** (Scheme 3.6). The sequence of events leading to the products includes the elimination of methanol from the primary cycloadduct to afford a bicyclic dienone that underwent a second cycloaddition. Similarly, 4-acetoxy-2-cyclopenten-1-one (**17**) (Scheme 3.7) has been shown to behave as a conjunctive reagent for a one-pot multiple Diels–Alder reaction with a variety of dienes under AlCl<sub>3</sub> catalysis, providing a mild and convenient methodology to synthesize hydrofluorenones [22]. The role of the Lewis acid is crucial to facilitate the elimination of acetic acid from the cycloadducts. The results of the reaction of **17** with diene

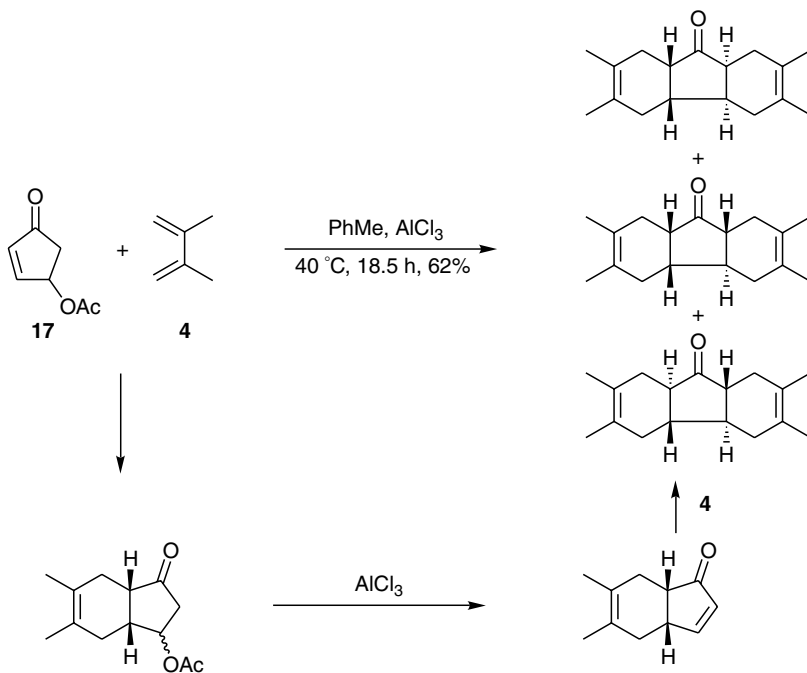




Scheme 3.6

**4** are reported in Scheme 3.7. 4-Acetoxy-2-cyclopenten-1-one (**17**) behaves like a synthetic equivalent of the cyclopentadienone [23].

In a practical sense the instability of the alkoxy-, acyloxy- and silyloxy-substituted cycloadducts under Lewis-acid-catalyzed conditions may sometimes be a



Scheme 3.7

serious problem in the Diels–Alder reaction, as well as in further transformations of the adducts. Diethylphosphoryloxybutadienes such as **19** and **20** (Figure 3.3), and the cycloadducts derived from them, are significantly stable, thus retaining a high degree of synthetic usefulness [24].

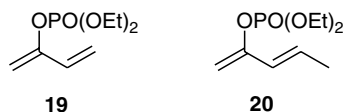
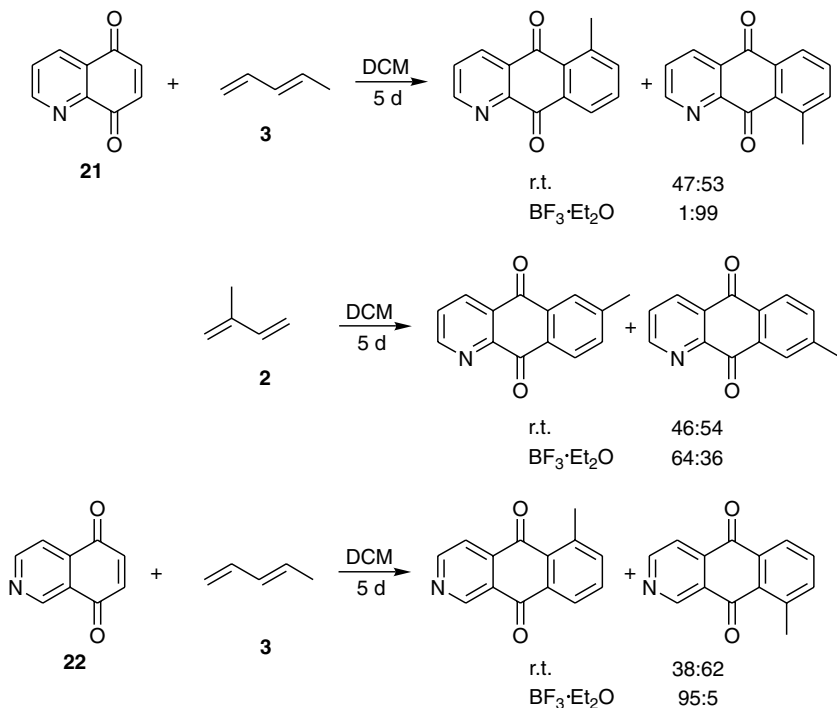


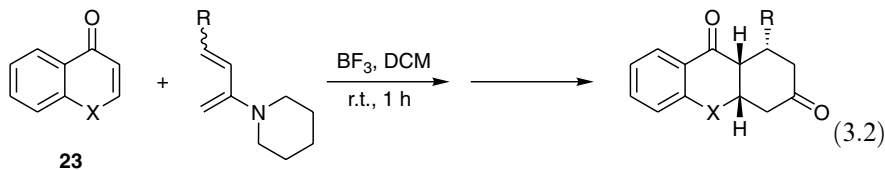
Figure 3.3

### 3.2.2 Heterocyclic Dienophiles

Strong effects of the catalyst on the regioselectivity have been observed in the cycloadditions of a variety of heterocyclic dienophiles. Some results of the  $\text{BF}_3$ -catalyzed reactions of quinoline-5,8-dione (**21**) and isoquinoline-5,8-dione (**22**) with isoprene (**2**) and (E)-piperylene (**3**) [25], and of the cycloadditions of 4-quinolones (**23a**, **23b**) as well as 4-benzothiopyranone (**23c**) with 2-piperidino-butadienes, are reported [26] in Scheme 3.8 and Equation 3.2. The most marked



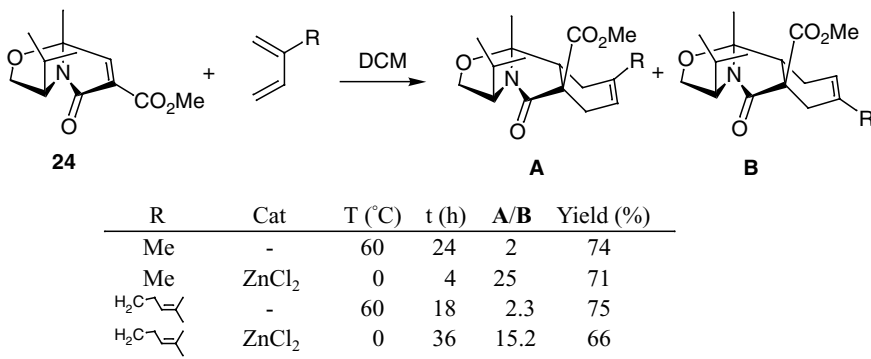
Scheme 3.8



**a** X = NCO<sub>2</sub>Et      R = *i*-Pr, *t*-Bu, Cy  
**b** X = NCbz  
**c** X = S

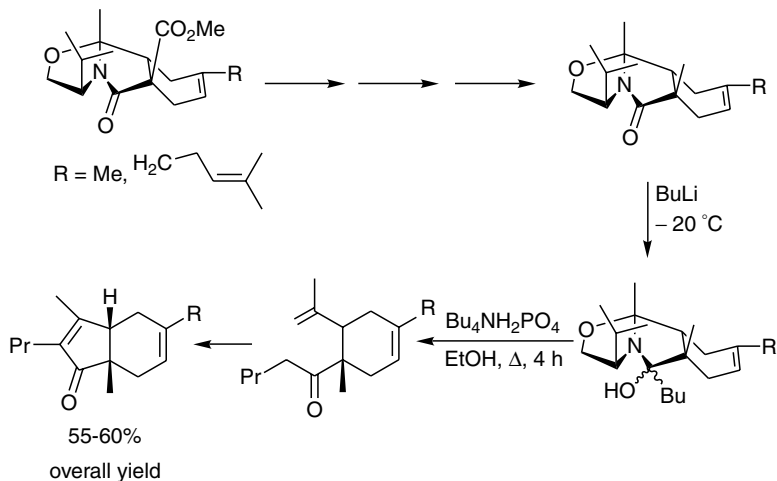
influence was observed in the reaction of **21** with (E)-piperylene. This has been rationalized by considering the secondary orbital interactions of piperylene's HOMO with the LUMOs of catalyst–dienophile complexes.

Similarly a marked increase of regioselectivity has been shown in the catalyzed Diels–Alder reactions of the chiral bicyclic lactame **24** (Scheme 3.9) with a variety of dienes [27] (isoprene, mircene, (E,E)-1,4-dimethylbutadiene, 2,3-dimethylbutadiene, 2-siloxybutadiene). The catalyzed reactions were more regioselective and totally *endo-anti*-diastereoselective (*anti* with respect to the bridgehead methyl group). The results of the cycloadditions with isoprene and mircene are reported in Scheme 3.9. The cycloadducts have then been used to provide interesting fused carbocycles [28] with high enantiomeric purity as shown in Scheme 3.10.

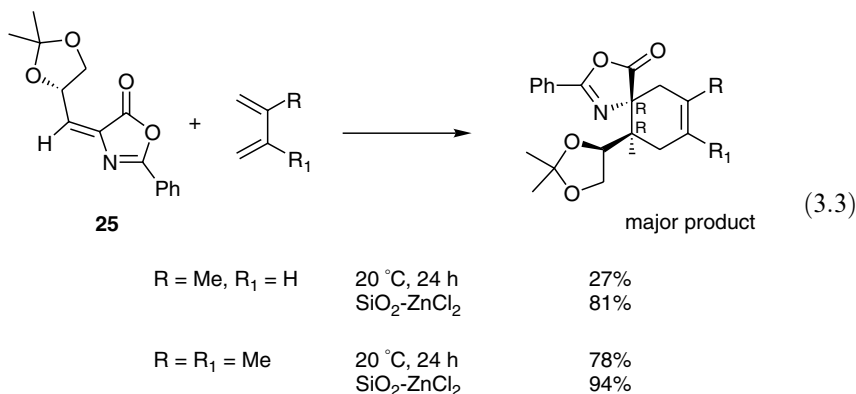


**Scheme 3.9**

(E)-Azlactones are among the most important precursors of  $\alpha$ -amino acids [29], but the less stable (E)-isomer easily isomerizes to the (Z)-isomer affording, as a consequence, in the Diels–Alder reaction complex mixtures of cycloadducts. The use of some heterogeneous catalysts (SiO<sub>2</sub>–Et<sub>2</sub>AlCl, SiO<sub>2</sub>–TiCl<sub>4</sub>, SiO<sub>2</sub>–ZnCl<sub>2</sub>) reduces the E/Z isomerization [30] and allows the selectivity of the Diels–Alder reaction to be improved, as shown for the chiral azlactone **25** (Equation 3.3). The best control has been obtained with SiO<sub>2</sub>–ZnCl<sub>2</sub>. Equation



Scheme 3.10



3.3 reports the percentages of the major component of the reaction mixtures obtained in the cycloadditions with isoprene (**2**) and 2,3-dimethylbutadiene (**4**) under thermal and SiO<sub>2</sub>-ZnCl<sub>2</sub> catalyzed conditions.

Chiral tricyclic compounds have been prepared by thermal and Eu(fod)<sub>3</sub>-catalyzed cycloadditions of furanosidic  $\alpha,\beta$ -unsaturated aldehydes **26–29** (Figure 3.4) with cyclopentadiene (**18**) [31]. The diastereofacial selectivity depends markedly on the stereochemistry of the anomeric benzyloxy and methoxy groups.

### 3.2.3 Rare Earth Metals and Scandium Triflates

Rare earth metals and scandium trifluoromethanesulfonates (lanthanide and scandium triflates) are strong Lewis acids that are quite effective as catalysts in

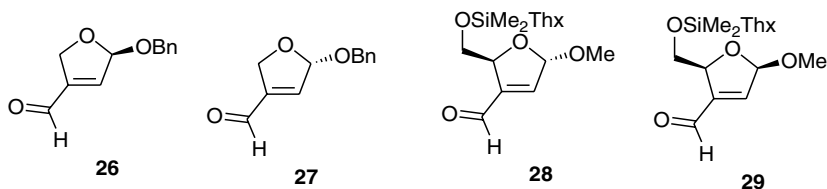




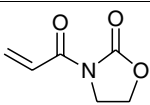

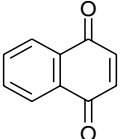


Figure 3.4

the cycloadditions of carbonyl-containing dienophiles. These compounds were expected to act as strong Lewis acids because of their hard character and the electron-withdrawing trifluoromethanesulfonyl group, and to have a strong affinity toward carbonyl oxygen. These catalysts, such as  $\text{Yb}(\text{OTf})_3$ , have been used successfully [32] in the reactions of cyclopentadiene (**18**) with acyclic aldehydes and ketones, quinones and cycloalkenones, and have also been used in the inverse electron-demand cycloadditions. It must be emphasized that a catalytic amount of catalyst is enough to accelerate the reactions and that the catalyst can be easily recovered and reused.

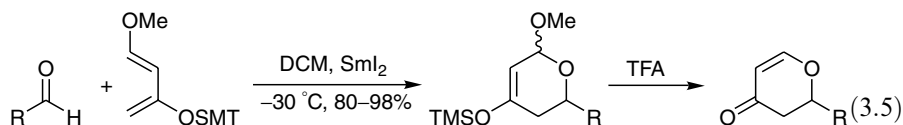
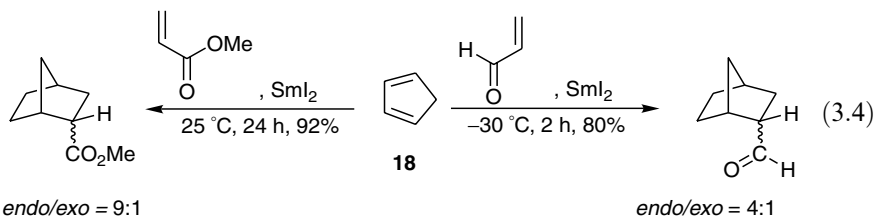
Scandium triflate [33] is a more active catalyst than the lanthanide triflates and the cycloadditions can also be carried out in aqueous media (Chapter 4). The catalyst is easily recovered from the aqueous layer after the reaction is completed, and can be reused. Some of the cycloadditions carried out in DCM and catalyzed by  $\text{Sc}(\text{OTf})_3$  are summarized in Table 3.2.

**Table 3.2** Reaction yield (%) of Diels–Alder reactions catalyzed by  $\text{Sc}(\text{OTf})_3$  (DCM, 0 °C, 10 mol % cat)

Dienophile				
	90	86	95	89
	91	88	96	83
		92	83	62

Whereas lanthanide triflates are strong Lewis acids, lanthanide complexes such as  $\text{Yb}(\text{fod})_3$  and  $\text{Eu}(\text{fod})_3$  are mild catalysts that can be used when the cycloaddition involves acid-sensitive reagents and/or cycloadducts [34].

Diiodosamarium [35] is a mild catalyst that can be used with success as an alternative to  $\text{Eu}(\text{fod})_3$  or  $\text{Yb}(\text{fod})_3$  in both all carbons and *hetero*-Diels–Alder reactions (Equations 3.4 and 3.5).



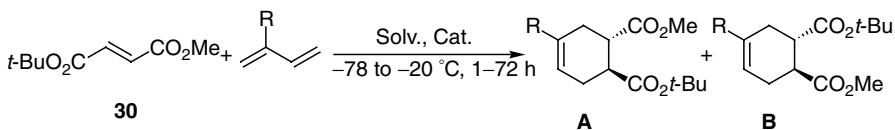
R = Ph, Ph-CH=CH-, 2-Fu

### 3.2.4 Bulky Lewis Acids

Regio- and stereochemical control in the catalyzed Diels–Alder reactions also depends on the chelating and non-chelating ability of Lewis-acid catalysts. These two types of catalysts can lead to an opposite diastereoselectivity depending either on the ability of Lewis-acidic reagents to form intermediate chelates that are attacked stereoselectively from the less hindered site (chelation control) or on the reagent incapability of chelation (non-chelation control), the stereoselectivity being governed by electronic and/or steric factors [36]. Bulky methylaluminum-bis-(4-methyl-2,6-di-*tert*-butylphenoxy) (MAD) and methylaluminum-bis-(4-bromo-2,6-di-*tert*-butylphenoxy) (MABR) are examples of efficient non-chelating Lewis acids and show a remarkably high regio- and stereochemical control, as shown in the cycloaddition of unsymmetrical fumarate [37] **30** with 2-substituted 1,3-butadienes (Scheme 3.11) and of acrylate [36] **31** with cyclopentadiene (**18**) (Scheme 3.12). The stereoselectivity in these cases is controlled by the incapability of chelation of the bulky catalysts.

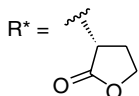
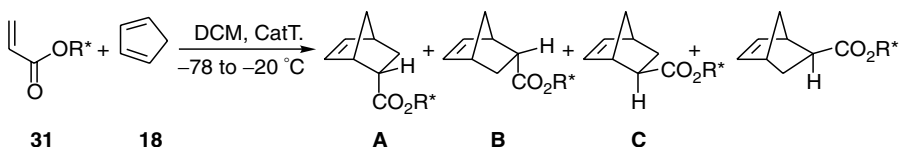
### 3.2.5 Heterocyclic Dienes

Highly functionalized benzenes and naphthalenes have been prepared by cycloaddition of zirconacyclopentadiene **32** and its benzoderivative **33** [38] with



R	Catalyst	Solvent	A/B
Me	–	PhMe	56:44
	Et <sub>2</sub> AlCl	DCM	44:56
	MAD	DCM	14:86
	MAD	PhMe	20:80
OSiMe <sub>3</sub>	–	PhMe	48:52
	Et <sub>2</sub> AlCl	DCM	44:56
	MAD	DCM	1:99
	MAD	PhMe	17:83

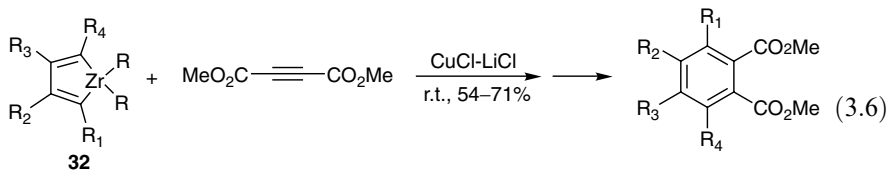
Scheme 3.11



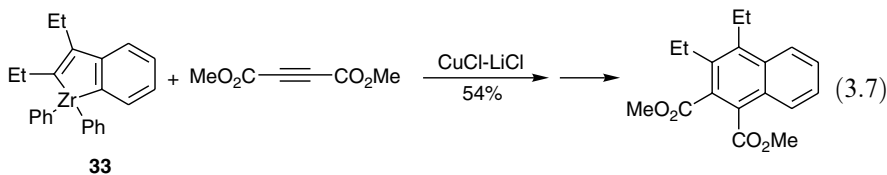
Cat. (equiv.)	endo/exo	A/B	Yield (%)
TiCl <sub>4</sub> (1)	97:3	97:3	83
SnCl <sub>4</sub> (2)	97:3	97:3	97
EtAlCl <sub>2</sub> (2)	99:1	86:14	97
MAD (2)	95:5	5:95	96
MABR (2)	89:11	5:95	97

Scheme 3.12

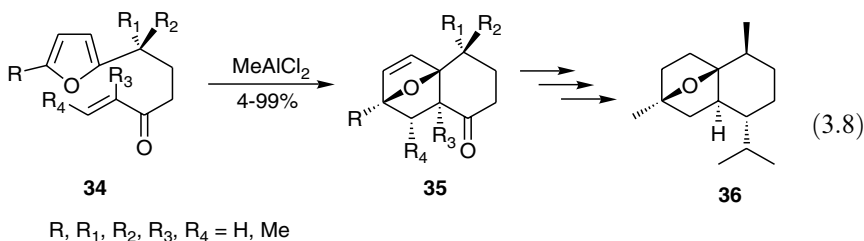
alkynes [39] in the presence of a stoichiometric amount of CuCl/LiCl. Equations 3.6 and 3.7 report the results of the cycloadditions with DMAD. In the absence of copper salts, the diene was unreactive.



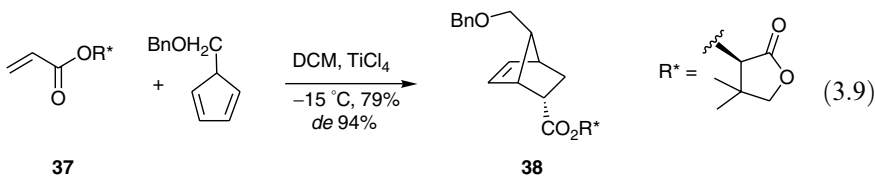
R = Ph; R<sub>1</sub>, R<sub>2</sub>, R<sub>3</sub>, R<sub>4</sub> = Me, Et, Bu, Ph, SiMe<sub>3</sub>



Intramolecular cycloadditions of furans are a useful method for creating an oxygenated cyclohexane ring in rigid cycloadducts. Thus, a  $\text{MeAlCl}_2$ -catalyzed intramolecular reaction [40] of compounds **34** leads stereoselectively to tricyclic cycloadducts (Equation 3.8). The reaction yield is strongly dependent on the quantity of the catalyst and the type of substituent at the olefinic double bond. Cycloadduct **35** ( $\text{R} = \text{R}_2 = \text{Me}$ ,  $\text{R}_1 = \text{R}_3 = \text{R}_4 = \text{H}$ ) was then converted [40b] into 1,4-epoxycadinane (**36**).



The catalyst played an important role in the asymmetric synthesis of Corey lactone based on high diastereofacial selective Diels–Alder reaction between chiral acrylate **37** and 5-benzyloxymethylcyclopentadiene [41] (Equation 3.9). The cycloadduct **38** was then converted into chiral Corey lactone [42] by a three-step procedure.

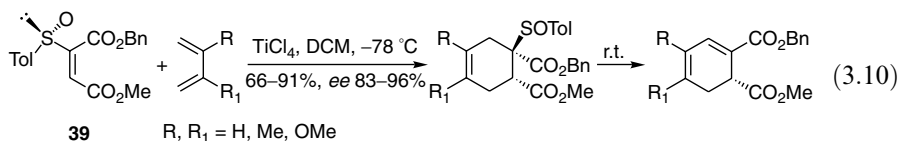


### 3.2.6 Sulfinyl Group Containing Dienes and Dienophiles

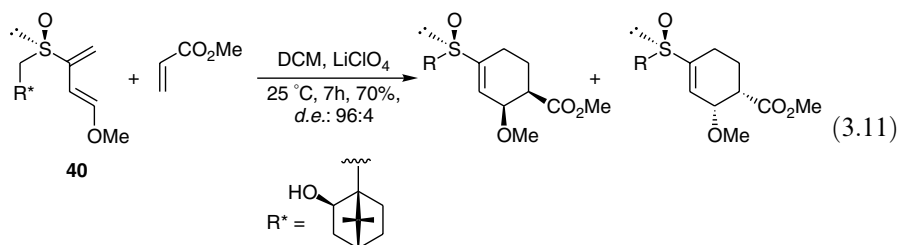
It has been shown that the sulfinyl group present as chiral auxiliary either in dienophiles or in dienes is very useful for controlling the enantio- and diastereofacial selectivity in the asymmetric Diels–Alder reaction [43]. A wide variety of enantiomerically pure cyclohexadienedicarboxylates has been produced by cycloaddition of the sulfinylmaleate **39** with several dienes under catalyzed



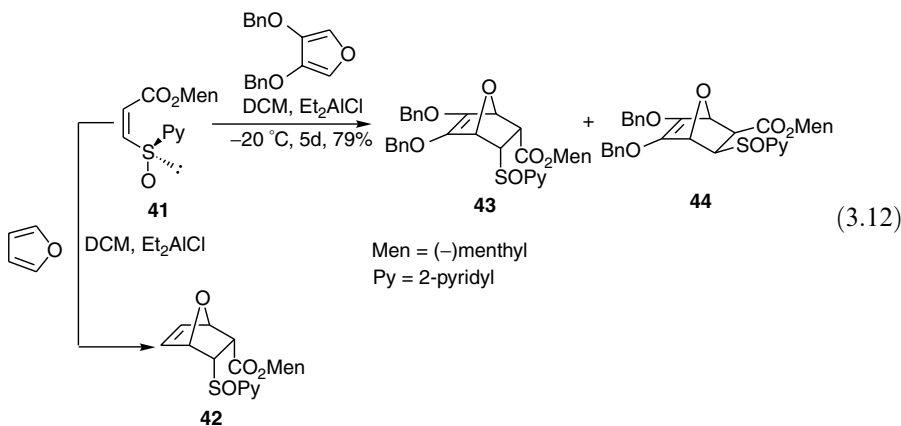
conditions (Equation 3.10). The cycloadduct then eliminates spontaneously the sulfinyl group at room temperature [44].



Sulfinyldiene **40** reacts, regio- and stereoselectively, with methylacrylate in the presence of a catalyst, affording carbomethoxycyclohexene derivatives [45]. Among the catalysts examined, the best was lithium perchlorate used as a suspension in DCM; it gave only *endo* isomers in 70% yield in a 96:4 d.e. ratio (Equation 3.11).



Sulfinylacrylate **41** has been successfully used in the enantioselective synthesis of pseudo-sugar [46, 47]. Cycloaddition of (*S*)-3-(2-pyridylsulfinylacrylate) (**41**) with furan and 3,4-dibenzyloxyfuran under Et<sub>2</sub>AlCl catalysis afforded cycloadducts **42**, **43** and **44** (Equation 3.12) which were converted into pseudo-mannopyranoses **45**, **46** and **47** (Figure 3.5).



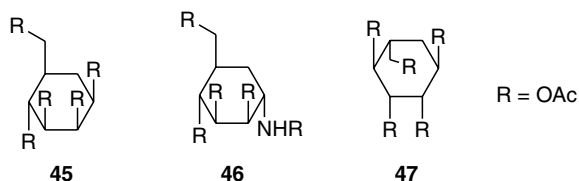


Figure 3.5

### 3.2.7 Transition-Metal-Based Catalysts

The most commonly used traditional Lewis acids are halides of aluminum, boron, titanium, zinc, tin, and copper. However, there are also more complex Lewis-acids that are quite effective catalysts that can be easily modified for carrying out enantioselective processes, by incorporating chiral ligands. These can overcome some limitations associated with the use of classical Lewis acids [47].

Ferrocenium hexafluorophosphate (**48**) and catecholboronbromide (**49**) (Figure 3.6) are efficient catalysts that have been tested in the cycloadditions of cyclic and acyclic dienes with a variety of dienophiles [48]. Catalyst **48** is less active than **49**, but is less corrosive.

Transition-metal-based Lewis acids such as molybdenum and tungsten nitrosyl complexes have been found to be active catalysts [49]. The ruthenium-based catalyst **50** (Figure 3.6) is very effective for cycloadditions with aldehyde- and ketone-bearing dienophiles but is ineffective for  $\alpha,\beta$ -unsaturated esters [50]. It can be handled without special precautions since it is stable in air, does not require dry solvents and does not cause polymerization of the substrates. Nitromethane was the most convenient organic solvent; the reaction can also be carried out in water.

The cyclopentadienyl triflate complexes of zirconium and titanium **51** and **52** (Figure 3.7) are also active catalysts [51]. Their activity has been tested in a wide variety of dienes and dienophiles. It is noteworthy that even at low catalyst loadings, rate accelerations between  $10^3$  and  $> 10^5$  times have been observed. No special precautions were taken to dry the solvents or the substrates, in contrast with the traditional Lewis acids which require either predried solvents or high catalyst loadings.

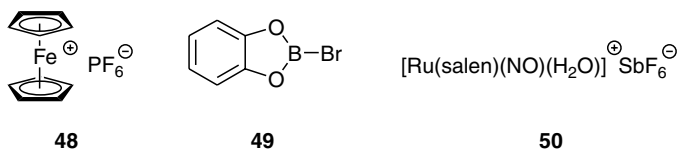


Figure 3.6

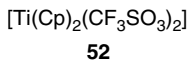
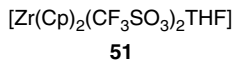
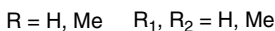
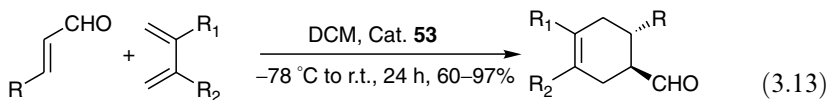


Figure 3.7

### 3.2.8 Heterogeneous Catalysis

Supported Lewis acids are an interesting class of catalysts because of their operational simplicity, filterability and reusability. The polymer-bound iron Lewis-acid **53** (Figure 3.8) has been found [52] to be active in the cycloadditions of  $\alpha,\beta$ -unsaturated aldehydes with several dienes. It has been prepared from ( $\eta^5$ -vinylcyclopentadienyl)dicarbonylmethyliron which was copolymerized with divinylbenzene and then treated with trimethylsilyltriflate followed by THF. Some results of the Diels–Alder reactions of acrolein and crotonaldehyde with isoprene (**2**) and 2,3-dimethylbutadiene (**4**) are summarized in Equation 3.13.



Several aluminum- and titanium-based compounds have been supported on silica and alumina [53]. Although silica and alumina themselves catalyze cycloaddition reactions, their catalytic activity is greatly increased when they complex a Lewis acid. Some of these catalysts are among the most active described to date for heterogeneous catalysis of the Diels–Alder reactions of carbonyl-containing dienophiles. The  $\text{SiO}_2\text{--Et}_2\text{AlCl}$  catalyst is the most efficient and can be

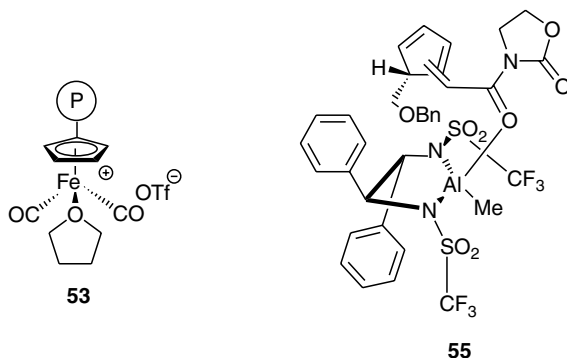


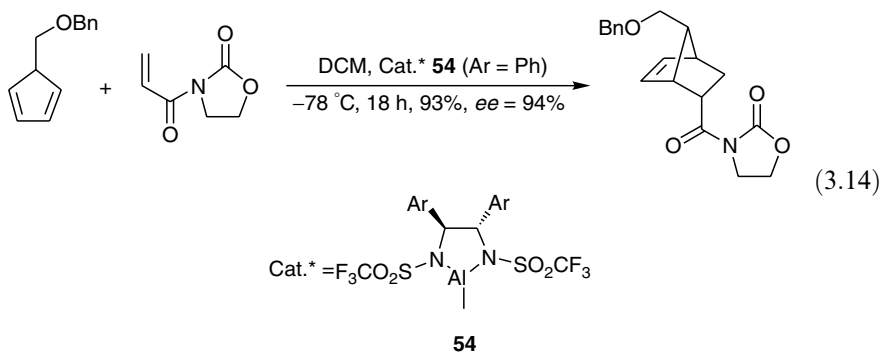
Figure 3.8

recovered and stored without a great loss of catalytic activity even if kept in the open air for a month. Other examples have been reported in Section 3.2.2.

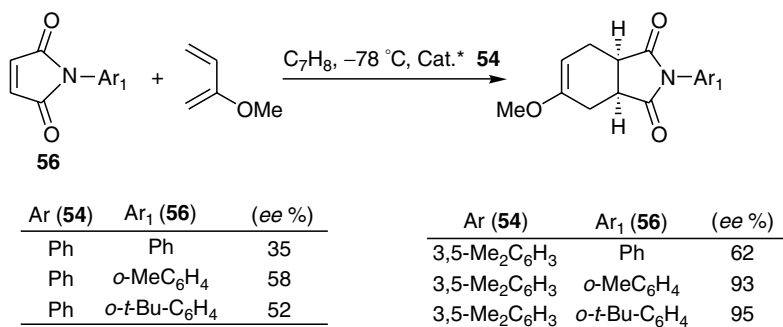
### 3.2.9 Chiral Catalysts

Asymmetric induction in the intermolecular Diels–Alder cycloaddition reactions can be achieved with chirally modified dienes and dienophiles as well as with chiral Lewis-acid catalysts [54–56].

Aluminum-based catalyst (S,S)-diazaluminolidine **54** promoted the cycloaddition [57] between 5-(benzyloxymethyl)-1,3-cyclopentadiene and 3-acryloyl-1,3-oxazolidin-2-one, leading to the cycloadduct in high yield and high enantiomeric excess (94%) (Equation 3.14).



The transition state assembly **55** (Figure 3.8), that rationalizes the stereochemistry of the cycloadduct, is consistent with the structure of the chiral catalyst determined by an X-ray diffraction study. Interestingly it has been shown [58] that in the cycloadditions of maleimides **56** with 2-methoxy-1,3-butadiene, the enantioselection depends on the bulkiness of Ar and Ar<sub>1</sub> groups of catalyst **54** and dienophile **56**, respectively (Scheme 3.13). The importance of the bulky Ar<sub>1</sub>



Scheme 3.13

groups at the nitrogen atom of **56** is demonstrated by the fact that the cycloaddition of the same diene (2-methoxy-1,3-butadiene) with maleic anhydride, catalyzed by **54** ( $\text{Ar} = \text{Ph}$ ), produces a racemic adduct. This phenomenon can be readily explained if the coordination of the catalyst to maleic anhydride occurs at carbonyl oxygen lone pair *b* rather than at lone pair *a*. Coordination at lone pair *b* places the dienophilic double bond so far from the chiral catalyst that no enantioselection can be expected. In the case of maleimides, coordination of the catalyst to lone pair *b* is effectively blocked by the bulky  $\text{Ar}_1$  group. The transition state assembly that leads to the observed stereochemistry of the cycloadduct is depicted in formula **57** (Figure 3.9).

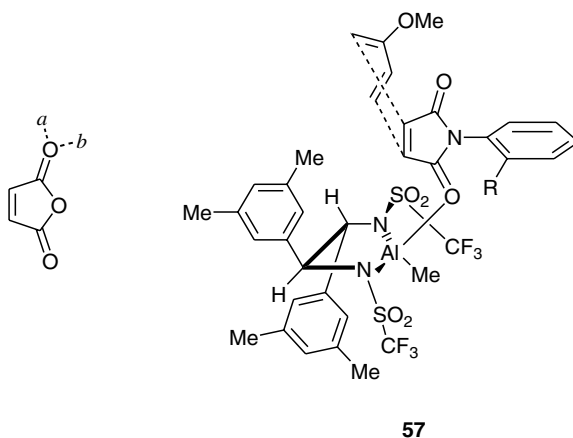
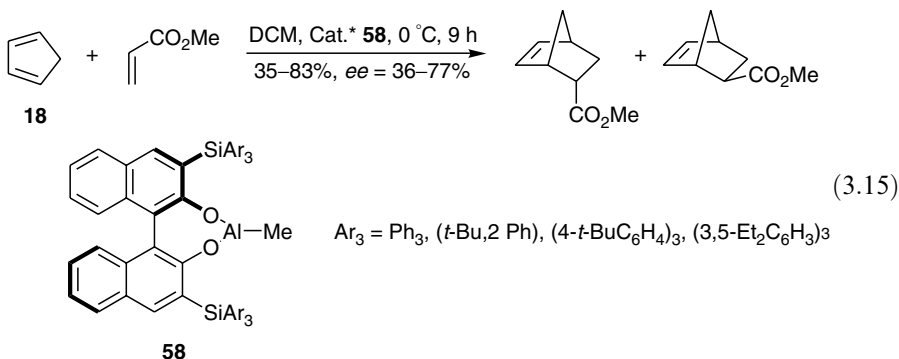


Figure 3.9

In contrast, modest enantioselection has been observed in the asymmetric Diels–Alder reaction between cyclopentadiene (**18**) with methylacrylate and methylpropiolate catalyzed by chiral organoaluminum reagents **58** [59] (Equation 3.15) prepared from trimethylaluminum and (*R*)-(+)-3,3'-bis(triphenylsilyl)-1,1'-bi-2-naphthol [60]. The reaction was highly *endo*-diastereoselective.



**58**

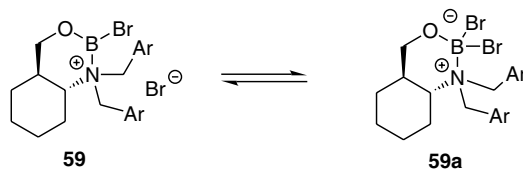
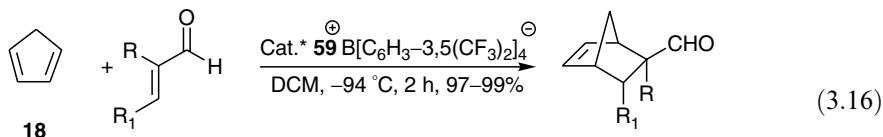


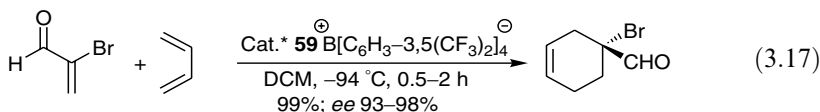
Figure 3.10

Cationic oxazaborinane **59** (Figure 3.10) is a chiral super-Lewis-acidic catalyst recently described by Corey and coworkers [61]. The catalyst is in equilibrium with **59a** and the oxazaborinane system  $59 \rightleftharpoons 59a$  is unstable and undergoes gradual decomposition at temperatures above  $-60^\circ\text{C}$ . A more active catalyst system is the tetraarylborate salt  $59^+\text{B}[\text{C}_6\text{H}_3-3,5-(\text{CF}_3)_2]_4^-$  which allows the cycloadditions of cyclopentadiene (**18**) and  $\alpha,\beta$ -unsaturated aldehydes to occur with a high level of stereoselectivity and enantioselectivity (Equations 3.16 and 3.17).

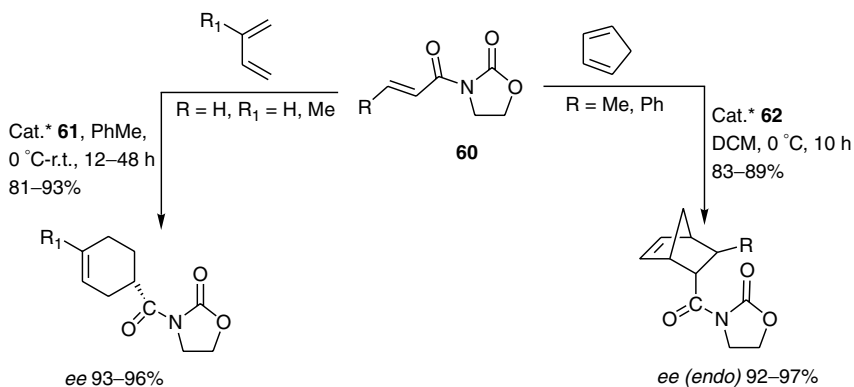


R = Br, Me; R<sub>1</sub> = H, Me

*exo:endo* = 88–98:12–2



Chiral titanium- and scandium-based catalysts (**61** and **62**, Figure 3.11) were used to accelerate the cycloadditions of acyl-1,3-oxazolidin-2-ones **60** (Scheme 3.14) with butadiene, isoprene and cyclopentadiene. The cycloadditions



Scheme 3.14

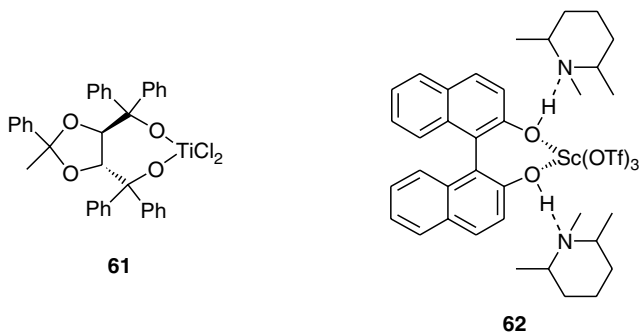


Figure 3.11

occurred with an excellent enantiomeric excess and are a valuable method for preparing chiral cyclohexene and norbornene carboxylic acid derivatives [62,63] (Scheme 3.14). The high level of enantioselection is explained considering that the complexation of dienophile occurs either as depicted in **63** or as in **64** (Figure 3.12), the *re*-face of dienophile being always that preferentially attacked. Titanium-based catalyst **61** was prepared (Equation 3.18) by the alkoxy exchange between dichloroisopropoxytitanium(IV) and a chiral 1,4-diol derived from (2R, 3R)-tartarate in the presence of molecular sieves MS4A,

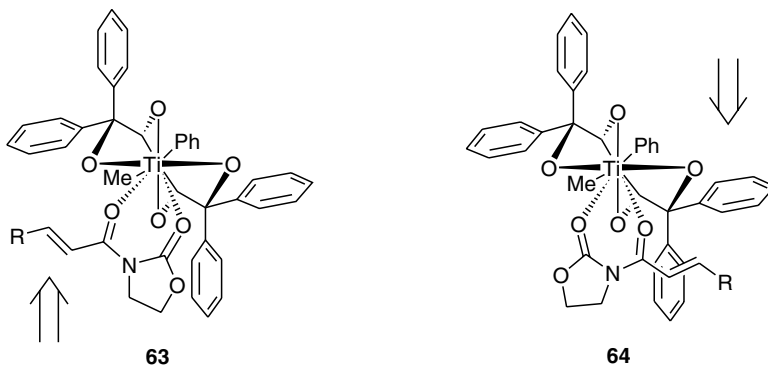
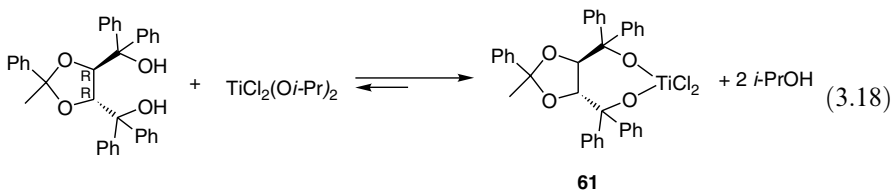


Figure 3.12



and scandium-based catalyst **62** was prepared from scandium triflate, R-(+)-1,1'-bi-2-naphthol[(R)-BINOL] and a tertiary amine. The enantioselection depends strongly on the nature of the amine: the best results were obtained with *cis*-1,2,6-trimethylpiperidine.

Binaphthol-derived titanium complexes [64], prepared from chiral ligands **65** (Figure 3.13), also performed very well in the cycloadditions of conjugated aldehydes with cyclic and acyclic dienes. Judging from the absolute configurations of *endo* and *exo* adducts, this catalyst should cover the *re*-face of carbonyl on its *anti*-coordination to *s-trans*  $\alpha,\beta$ -unsaturated aldehydes, and hence dienes should approach selectively from the *si*-face.

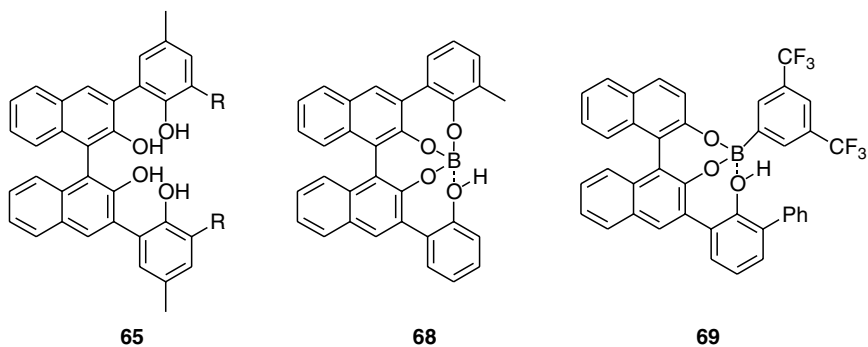
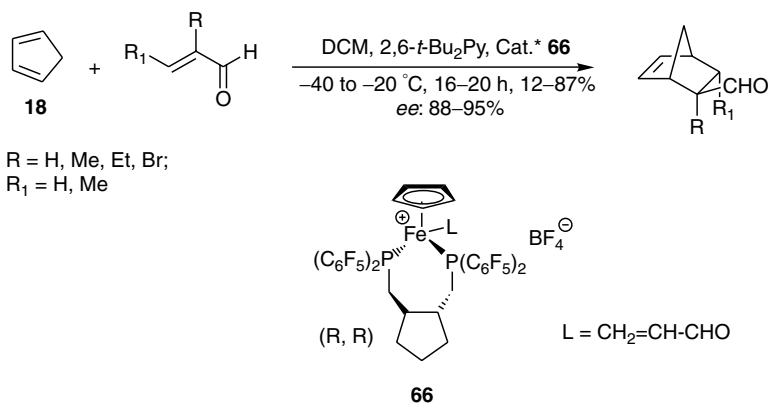


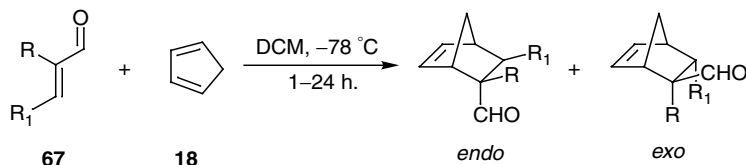
Figure 3.13

When the iron-based catalyst **66** was used, a high level of enantiomeric excess in the cycloadditions between cyclopentadiene (**18**) and  $\alpha,\beta$ -unsaturated aldehydes [65] was observed. The cycloadditions were carried out in the presence of 2,6-di-*t*-butylpyridine (Scheme 3.15) which was added to scavenge residual acid impurities.



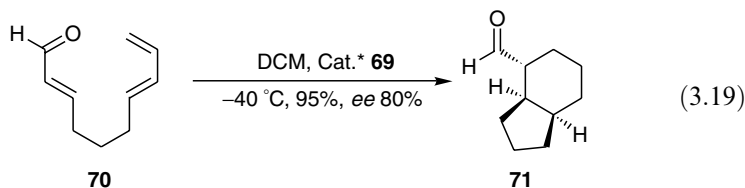
Scheme 3.15



**Table 3.3** Diels–Alder reactions of  $\alpha,\beta$ -unsaturated aldehydes (**67**) with cyclopentadiene (**18**) catalyzed by (R)-BLA **68** and (R)-BLA **69**

Dienophile	(R)-BLA <b>68</b>			(R)-BLA <b>69</b>		
	Yield (%)	<i>endo/exo</i>	<i>ee</i> (%)	Yield (%)	<i>endo/exo</i>	<i>ee</i> (%)
R = R <sub>1</sub> = H	91	9:91	40 (R)	84	3:97	95 (S)
R = Br, R <sub>1</sub> = H	>99	99:1	99 (S)	99	90:10	99 (R)
R = Me, R <sub>1</sub> = H	>99	99:1	99 (R)			
R = Et, R <sub>1</sub> = H	>99	97:3	92			
R = H, R <sub>1</sub> = Me	12	11:89	36 (R)	94	10:90	95 (S)
R = R <sub>1</sub> = Me	99	99:1	98	90	98:2	96
R = H, R <sub>1</sub> = Et				73	9:91	98
R = H, R <sub>1</sub> = CO <sub>2</sub> Et				91	2:98	95 (S)

Brønsted acid-assisted chiral Lewis acids (BLA) are an interesting class of catalysts which efficiently induce asymmetry in the Diels–Alder reaction through the combination of intramolecular hydrogen bonding and attractive  $\pi$ – $\pi$  donor–acceptor interactions between the dienophile and the chiral ligand in the transition state by hydroxy aromatic groups present in chiral Lewis acids [66]. The geometry of the catalyst is of great importance for a high level of asymmetric induction. Yamamoto and coworkers [67] have synthesized several BLAs by using different chiral ligands and various boron compounds. Examples are (R)-BLA **68** and (R)-BLA **69** (Figure 3.13). Table 3.3 summarizes the results of the Diels–Alder reactions of  $\alpha,\beta$ -unsaturated aldehydes **67** and cyclopentadiene (**18**) catalyzed by these catalysts. The best catalyst was **69** because it activates the Diels–Alder reactions of both  $\alpha$ - and  $\beta$ -substituted enals and shows an absolute stereopreference opposite to that found by using **68**. This means that the presence of the electron-withdrawing trifluoromethyl groups affects the asymmetric induction of the catalyst. The efficiency of these catalysts was also tested in intramolecular cycloadditions (Equation 3.19). Only *endo* adduct **71** with 80% *ee* and 95% yield was obtained from trienal **70**. This result was much better than the 74% yield, 46% *ee*, *exo/endo* = 1:99 previously given by a chiral acyloxyborane-catalyzed reaction [68].

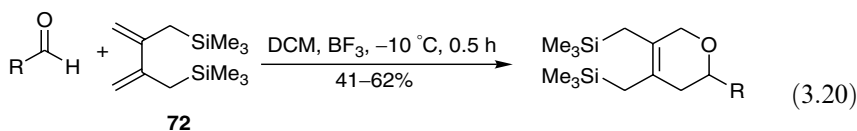


### 3.3 HETERO-DIELS–ALDER REACTION

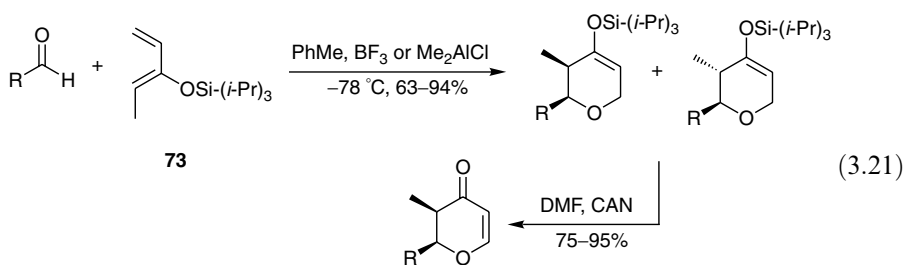
#### 3.3.1 Normal Diels–Alder Reactions. Synthesis of Pyrones and Thiopyrans

*Hetero*-Diels–Alder reactions provide one of the most convenient tools for synthesizing heterocyclic compounds [69,70].

Dihydropyrans [71] and 4-dihydropyranones [72] have been prepared by  $\text{BF}_3$  or  $\text{Me}_2\text{AlCl}$  catalyzed Diels–Alder reactions of alkyl and aryl aldehydes with dienes **72** and **73** (Equations 3.20 and 3.21). Allylic bis-silanes are useful building blocks for synthesizing molecules of biological interest [73]. 4-Pyranones have been obtained by cerium ammonium nitrate (CAN) oxidation of the cycloadducts.

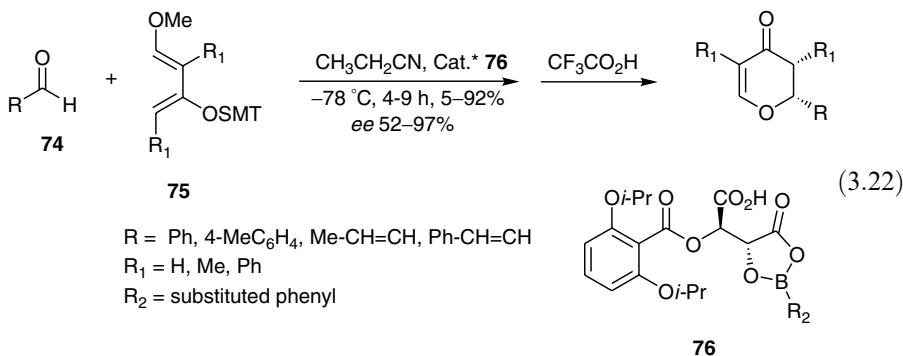


$\text{R} = \text{Me}, \text{Et}, i\text{-Pr}, t\text{-Bu}, \text{Ph}$

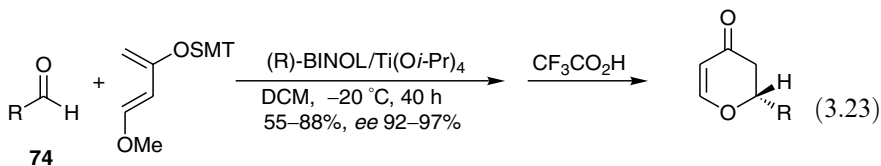


$\text{R} = \text{Me}-\text{CH}=\text{CH}, \text{Ph}, \text{Ph}-\text{CH}=\text{CH}, 2\text{-Fu}, \text{C}_6\text{H}_{11}, \text{CH}_2\text{OSPT}$

The Diels–Alder reaction of aldehydes **74** with dienes **75** in the presence of chiral acyloxyborane (CAB) catalysts **76** provides enantioselectively chiral 4-dihydropyranones (Equation 3.22) after  $\text{CF}_3\text{CO}_2\text{H}$  treatment of the cycloadducts [74].



The enantioselection depends greatly on the nature of the  $\text{R}_2$  group at the boron atom, and the *ee* values were as high as 97%. High enantioselectivity was observed in the synthesis of 4-dihydropyranones, based on the Diels–Alder reactions of aldehydes **74** and Danishefsky's diene, catalyzed by a BINOL-Ti(O-*i*-Pr)<sub>4</sub>-derived catalyst [75] (Equation 3.23).



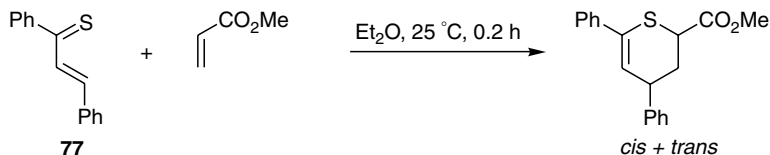
$\text{R} = \text{Fu, } n\text{-C}_8\text{H}_{17}, \text{BnOCH}_2, \text{TBSOCH}_2\text{CH}_2$

The adduct derived from ( $\alpha$ -benzyloxyacetaldehyde (97% *ee*) is an important intermediate en route to compactin and mevinolin [76]. In contrast, modest enantioselectivity was attained when the cycloadditions were catalyzed by a chiral BINOL-ytterbium-derived catalyst [77]. Pyridines were used as additives, and the best enantioselection (93% *ee*) was attained only in the case of *p*-methoxybenzaldehyde using 2,6-lutidine.

Dihydrothiopyrans have also been prepared by cycloaddition between  $\alpha,\beta$ -unsaturated thioketones and carbonyl-activated dienophiles under Lewis-acid catalysis [78]. A marked dependence of the reaction yield on the catalyst was observed. The results of the cycloaddition reaction of thioketone **77** with methyl metacrylate, catalyzed by different catalysts, are illustrated in Equation 3.24.

### 3.3.2 Inverse Diels–Alder Reactions. Synthesis of Pyranes

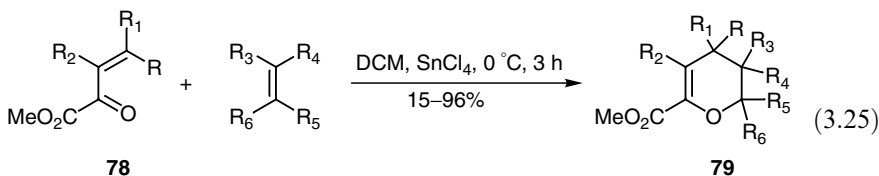
Lewis-acid catalyzed inverse electron-demand Diels–Alder reactions between conjugated carbonyl compounds and simple alkenes and enoethers also allow dihydropyranes to be prepared.  $\text{SnCl}_4$ -Catalyzed cycloaddition of



Cat.	Yield (%)
–	68
ZnCl <sub>2</sub>	57
<i>i</i> -PrOAlCl <sub>2</sub>	75
AlCl <sub>3</sub>	77
EtAlCl <sub>2</sub>	93

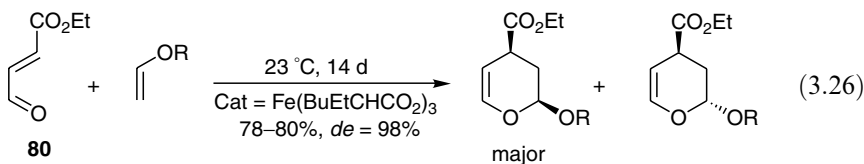
(3.24)

methyl-2-oxo-3-alkenoates **78** with a variety of alkenes [79] afforded dihydropyran derivatives **79** (Equation 3.25).

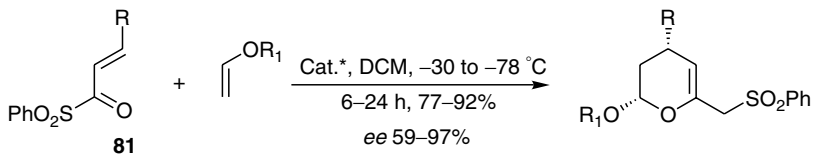


R, R<sub>1</sub>, R<sub>2</sub>, = H, Me, OMe, Ph; R<sub>3</sub>, R<sub>4</sub>, R<sub>5</sub>, R<sub>6</sub> = H, Me, Et, Bu,  $-(\text{CH}_2)_4-$

Substituted 3,4-dihydropyrans were also prepared by Diels–Alder reactions between (*E*)-4-oxobutenoate **80** and vinyl ethers [80] under iron(III) 2-ethylhexanoate, a mild and economical catalyst (Equation 3.26). Diastereomeric excess as high as 98% was observed. Cycloadducts with a 2,4-*cis*-configuration were preferred.

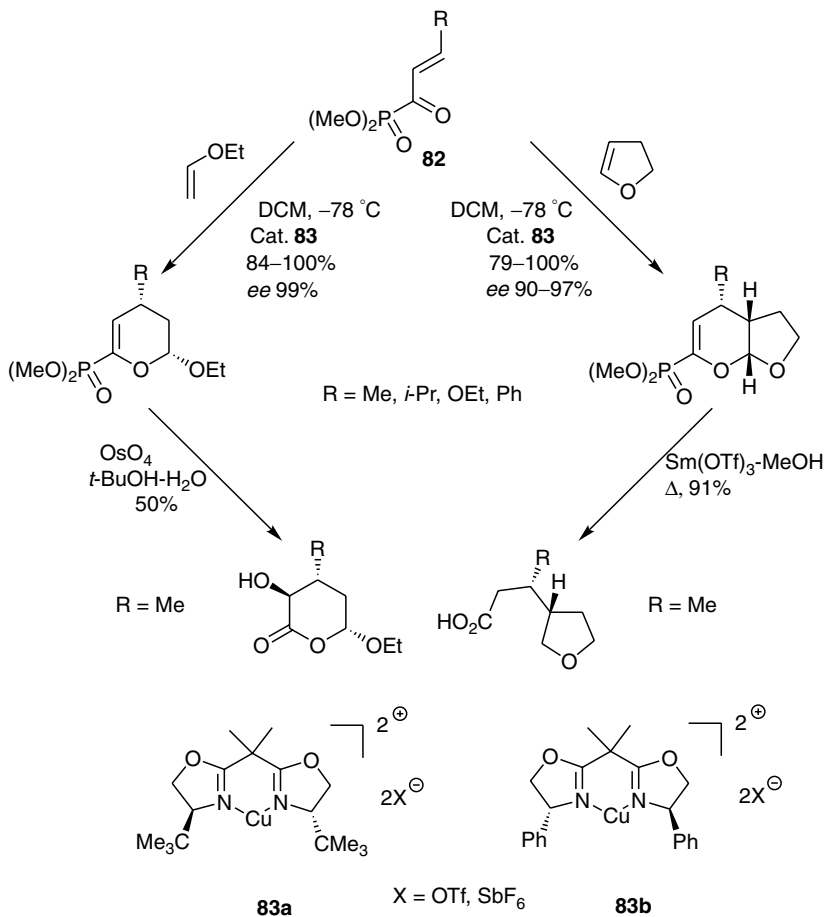
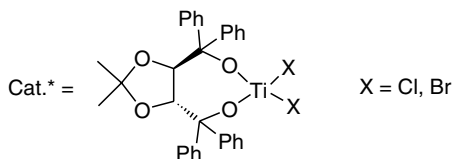


Inverse electron-demand Diels–Alder reaction of (*E*)-2-oxo-1-phenylsulfonyl-3-alkenes **81** with enoethers, catalyzed by a chiral titanium-based catalyst, afforded substituted dihydropyrans (Equation 3.27) in excellent yields and with moderate to high levels of enantioselection [81]. The enantioselectivity is dependent on the bulkiness of the R<sub>1</sub> group of the dienophile, and the best result was obtained when R<sub>1</sub> was an isopropyl group. Better reaction yields and enantioselectivity [82, 83] were attained in the synthesis of substituted chiral pyrans by cycloaddition of heterodienes **82** with cyclic and acyclic enoethers, catalyzed by C<sub>2</sub>-symmetric chiral Cu(II) complexes **83** (Scheme 3.16).



R = Me, *i*-Pr, Ph; R<sub>1</sub> = Et, *i*-Pr, *i*-Bu

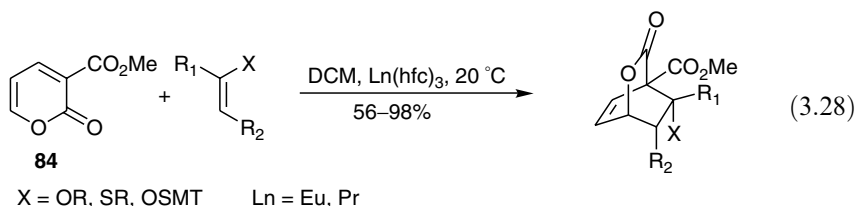
(3.27)



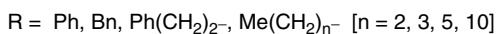
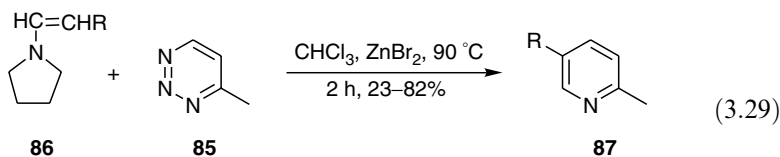
Scheme 3.16

### 3.3.3 Pyrones and Triazines as Dienes

The 2-pyrones can behave as dienes or dienophiles depending on the nature of their reaction partners. 3-Carbomethoxy-2-pyrone (**84**) underwent inverse Diels–Alder reaction with several vinyl ethers under lanthanide shift reagent-catalysis [84] (Equation 3.28). The use of strong traditional Lewis acids was precluded because of the sensitivity of the cycloadducts toward decarboxylation. It is noteworthy that whereas  $\text{Yb}(\text{OTf})_3$  does not catalyze the cycloaddition of **84** with enolethers, the addition of (R)-BINOL generates a new active ytterbium catalyst which promotes the reactions with a moderate to good level of enantioselection [85].



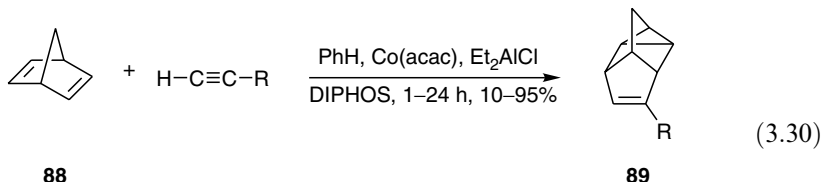
2,5-Disubstituted pyridines [86] **87** have been prepared by catalyzed cycloaddition of 4-methyl-1,2,3-triazine **85** with aldehyde enamines **86** (Equation 3.29). The best yields were obtained when  $\text{ZnBr}_2$  was used as catalyst.



## 3.4 HOMO-DIELS–ALDER REACTION

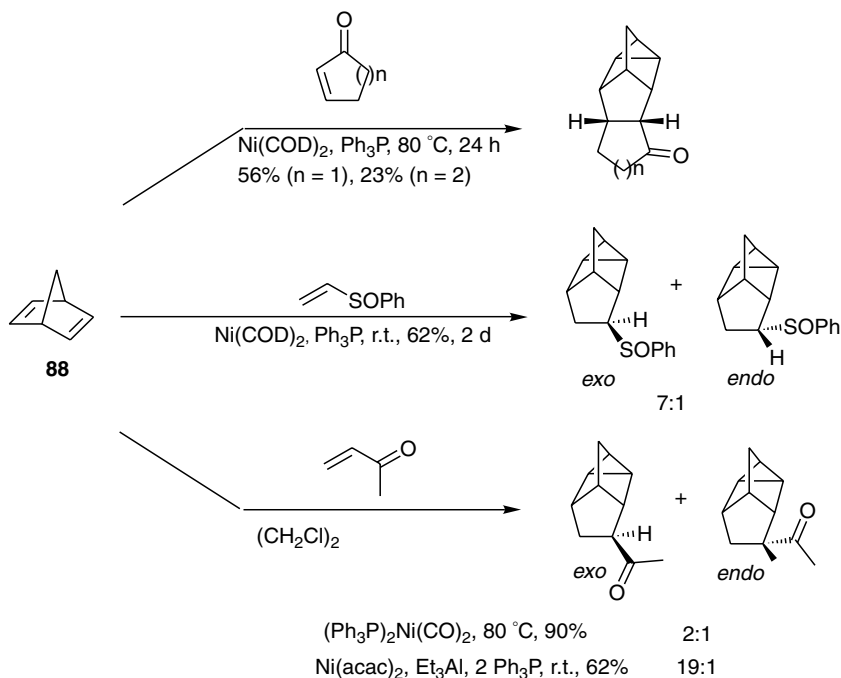
The *homo*-Diels–Alder reaction is a  $[2 + 2 + 2]$  cycloaddition of a 1,4-diene with a dienophile which produces two new bonds and a cyclopropane ring. This reaction is an example of a multi-ring-forming reaction that to date has found few applications in synthesis, since the use of 1,4-dienes has been limited mainly to bridged cyclohexa-1,4-dienes and almost exclusively to norbornadiene. Lewis-acid catalysts accelerate *homo*-Diels–Alder reactions and increase the selectivity for the  $[2 + 2 + 2]$  vs.  $[2 + 2]$  cycloaddition.

A cobalt-based catalyst, prepared by reducing  $\text{Co}(\text{acac})_3$  with diethylaluminum chloride in the presence of the bidentate ligand 1,2-bis(triphenylphosphino)ethane, accelerates [87] the cycloadditions of norbornadiene (**88**) with a variety of acetylenes (Equation 3.30).



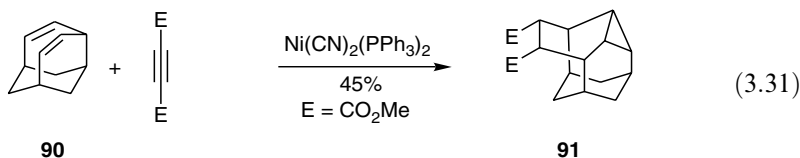
R = H, Me, Et, *i*-Pr, Bu, *t*-Bu, Ph, CH<sub>2</sub>CH(OAc)CH<sub>2</sub>CH<sub>3</sub>,  
 (CH<sub>2</sub>)<sub>4</sub>-OPMB, (CH<sub>2</sub>)<sub>3</sub>-OSMDBT

This route provides a convenient method for synthesizing deltacyclenes **89** which have been proven to be useful in the synthesis of highly strained unnatural products of theoretical interest [88]. Diels–Alder reactions of norbornadiene (**88**) have been successfully activated by a nickel catalyst [89] (Scheme 3.17). A marked influence of the catalyst on the *endo*–*exo* diastereoselectivity has been observed.



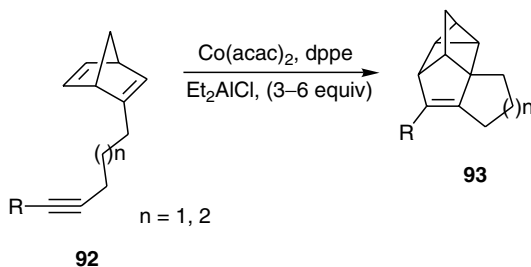
**Scheme 3.17**

An example that illustrates the influence of the nickel catalyst on the reaction yield is the cycloaddition between tricyclo [5.3.1.0<sup>4,9</sup>]-undeca-2,5-diene (**90**) and dimethylacetylenedicarboxylate (Equation 3.31). Whereas a thermal process afforded cycloadduct **91** in an unsatisfactory yield (22%), the catalyzed process



increased the yield up to 45%. This reaction has been used to construct the didehydrohomoiceane skeleton [90].

Lewis-acid catalysis is effective in intermolecular as well as intramolecular *homo*-Diels–Alder reactions. Thus, complex polycyclic compounds **93** have been obtained in good yield by the cycloaddition of norbornadiene-derived dienynes **92** by using cobalt catalyst, whereas no reaction occurred under thermal conditions [91] (Scheme 3.18).



n	1	1	1	1	2	2	2
R	H	Me	TMS	Ph	H	Me	TMS
Yield (%)	78	69	63	70	64	43	48

Scheme 3.18

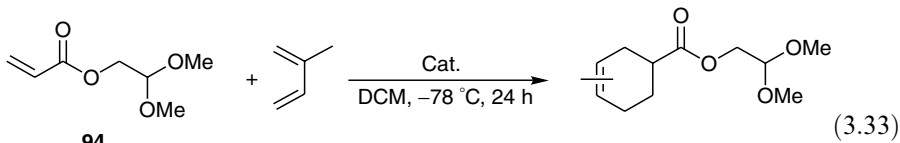
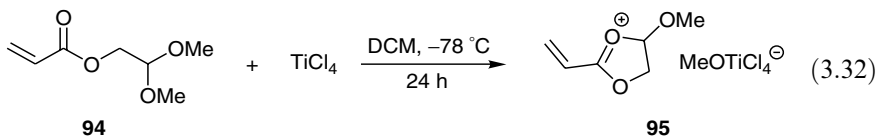
### 3.5 CATIONIC DIELS–ALDER REACTION

The cationic moiety attached to the carbon–carbon double bond is a strong electron-withdrawing group that increases the dienophilic character of the double bond in the Diels–Alder reaction.

2,2-Dimethoxyethylacrylate (**94**) may be readily converted into the cationic species **95** by the action of Lewis acids [92] (Equation 3.32); the cationic species then undergoes Diels–Alder reaction with a variety of dienes. The type of catalyst markedly affects the reaction yield, stereoselectivity and regioselectivity as shown in Scheme 3.19 and Equation 3.33.

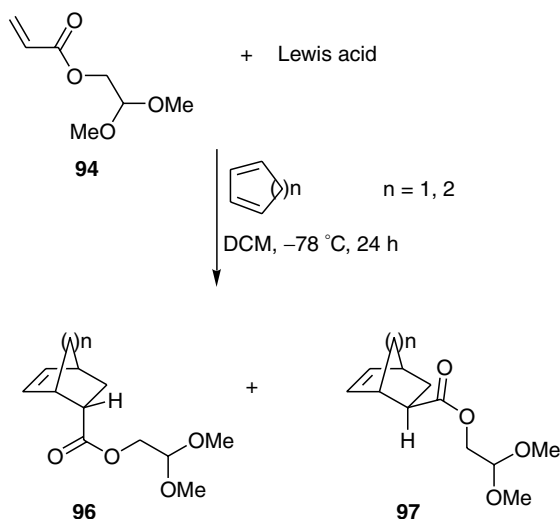
Another model cationic species [92] that has been studied is cation **99** which is obtained from 2-oxopropylacrylate **98**. By treating compound **98** with equimolecular amounts of trimethylsilyltrifluoromethane sulfonate and methoxy-trimethylsilane in the presence of 1,3-cyclohexadiene, a cycloadduct is produced





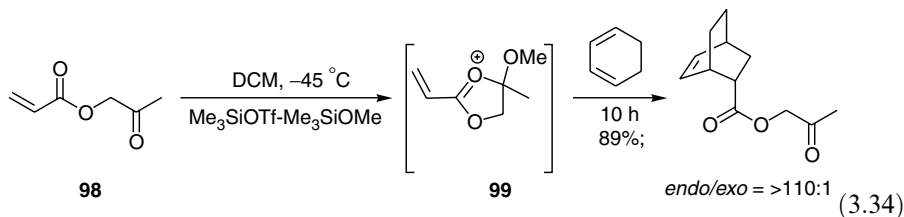
Cat.	Yield (%)	<i>para:meta</i>
TiCl <sub>4</sub>	66	97:3
Me <sub>3</sub> SiOTf	78	>99:<1

in 89% yield (Equation 3.34). It should be noted that the addition of methoxytrimethylsilane is essential for the generation of the allyl cation intermediate.



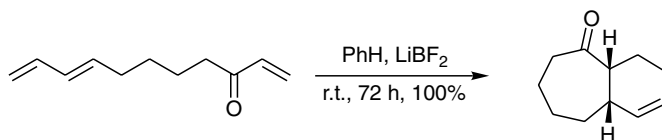
n	Lewis-acid	Yield (%)	<b>96:97</b>
1	TiCl <sub>4</sub>	85	25:1
1	Me <sub>3</sub> SiOTf	41	34:1
1	BF <sub>3</sub> ·OEt <sub>2</sub>	21	69:1
1	GaCl <sub>3</sub>	84	45:1
2	TiCl <sub>4</sub>	89	100:0
2	Me <sub>3</sub> SiOTf	83	100:0

**Scheme 3.19**

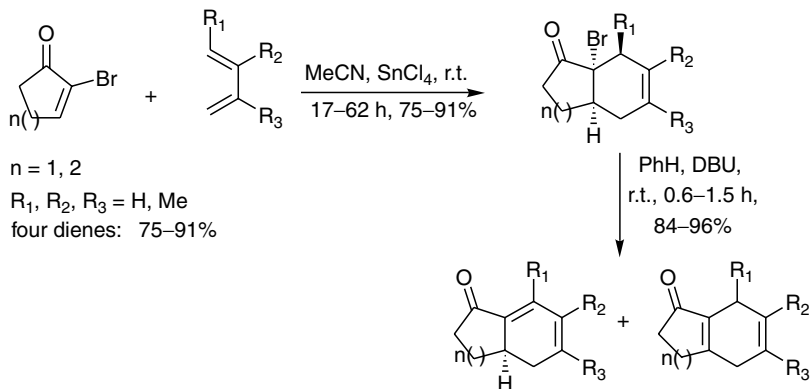


### 3.6 OUTLINED DIELS–ALDER RECTIONS

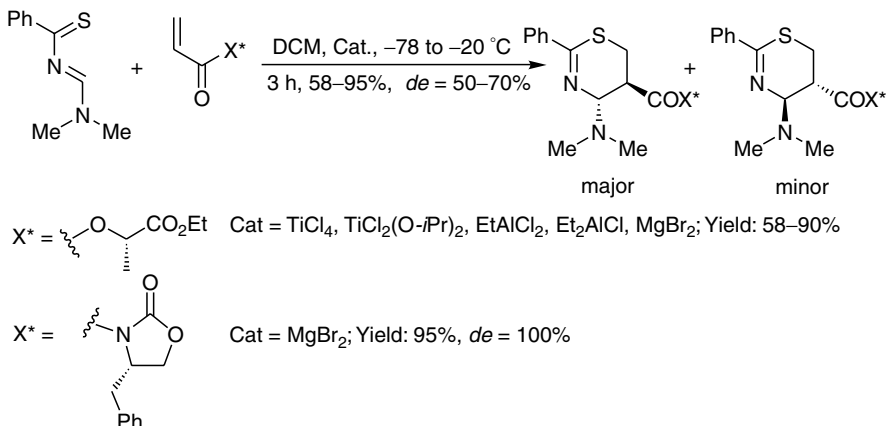
LiBF<sub>4</sub>: a mild Lewis-acid for intramolecular Diels–Alder reactions [93]



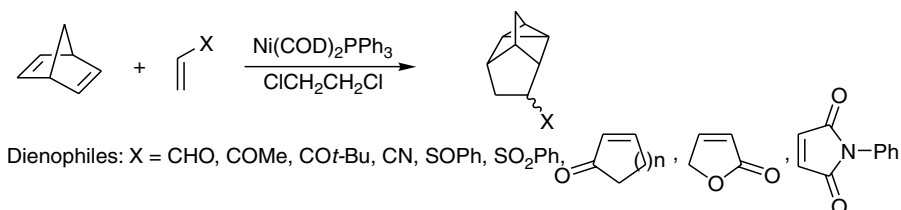
Diels–Alder reactions of 2-bromo-2-cycloalkenones. A convenient approach to doubly cisoid fully conjugated dienone system [94]



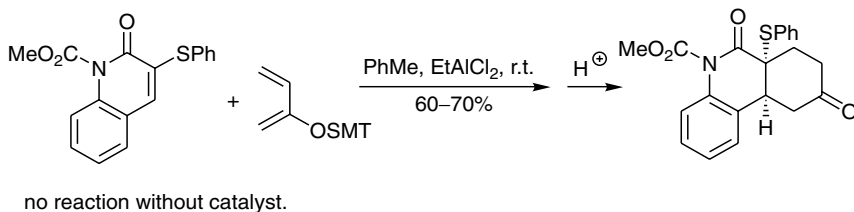
An asymmetric route to the 5,6-dehydro-4H-1,3-thiazine skeleton via an asymmetric *hetero*-Diels–Alder reaction [95]



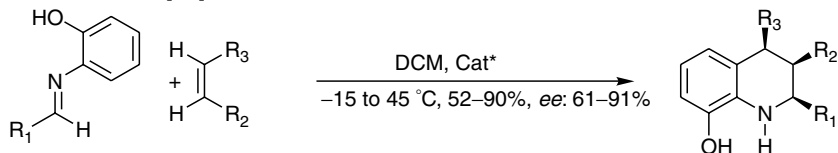
Nickel-catalyzed  $[2\pi + 2\pi + 2\pi]$  (*homo*-Diels–Alder) and  $[2\pi + 2\pi]$  cycloadditions of bicyclo[2.2.1]hepta-2,5-dienes [96]



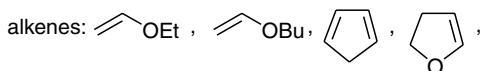
Lewis-acid-catalyzed Diels–Alder reaction of 3-phenylthio-2-quinolinones with siloxydiene. Synthesis of the intermediate for dynemicin A core [97]



Catalytic asymmetric aza-Diels–Alder reactions using a chiral lanthanide Lewis acid. Enantioselective synthesis of tetrahydroquinoline derivatives using a catalytic amount of a chiral source [98]

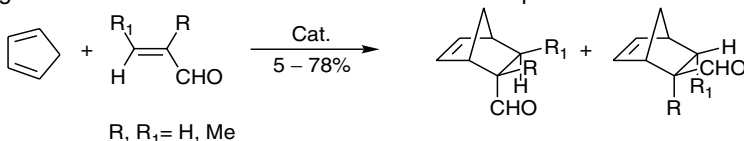


$R_1$ , = Ph,  $\alpha$ -Napht,  $C_6H_{11}$



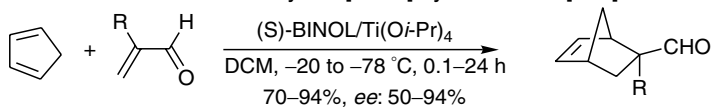
additives: DPP, DTBP, DTBMP

Investigations into the use of niobium and tantalum complexes as Lewis acids [99]



$R, R_1 = H, Me$

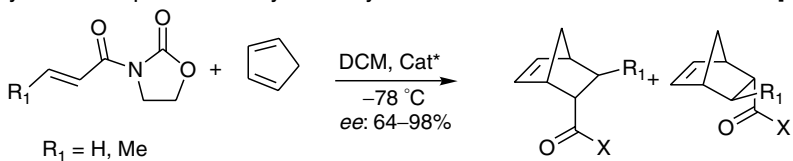
A simple and practical synthesis of (+)-2-bromobicyclo [2.2.1]hept-5-ene-2-carboxaldehyde via chiral Lewis-acid catalyzed [4 + 2] cycloaddition [100]



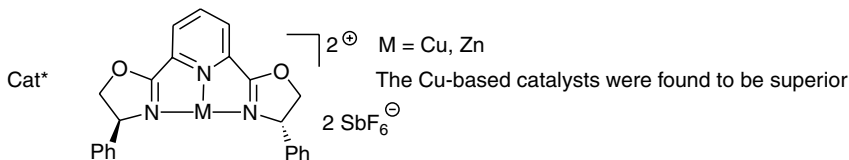
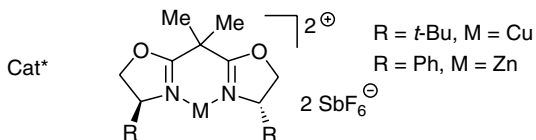
$R = Me, Br$

*endo/exo* = 17:1

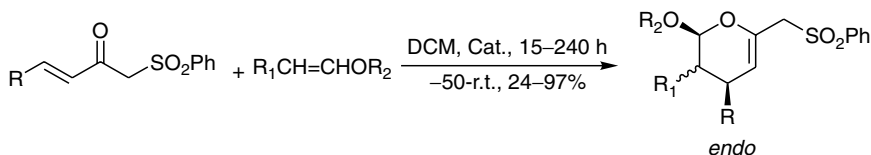
Cationic bis(oxazoline) and pyridil-bis(oxazoline) Cu(II) and Zn(II) Lewis-acid catalysts. A comparative study in catalysis of Diels–Alder and aldol reactions [101]



$R_1 = H, Me$



Exclusively *endo*-selectivity Lewis-acid catalyzed *hetero*-Diels–Alder reactions of (*E*)-1-phenylsulfonyl-3-alken-2-ones with vinyl ethers [102]

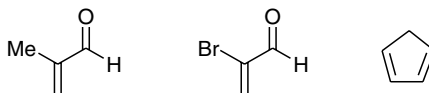


R = H, Me, *i*-Pr, Ph; R<sub>1</sub> = H, Me, Ph; R<sub>2</sub> = Et, *i*-Bu, Ph

Cat = ZnI<sub>2</sub>, Eu(fod)<sub>3</sub>, TiCl<sub>2</sub>(*O*-*i*-Pr)<sub>2</sub>

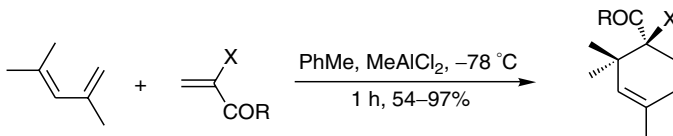
Chiral Lewis acids supported on silica gel and alumina, and their use as catalysts in Diels–Alder reactions of methacrolein and bromoacrolein [103]

Derivatives of (*S*)-tyrosine were supported on silica gel through the phenolic oxygen atom and treated with BH<sub>3</sub> to give Lewis acids able to accelerate the Diels–Alder reactions of methacrolein and bromoacrolein with cyclopentadiene. (*S*)-Prolinol has been supported on silica gel and alumina and then treated with EtAlCl<sub>2</sub> to give a supported catalyst.



The observed enantioselectivity was zero or very low.

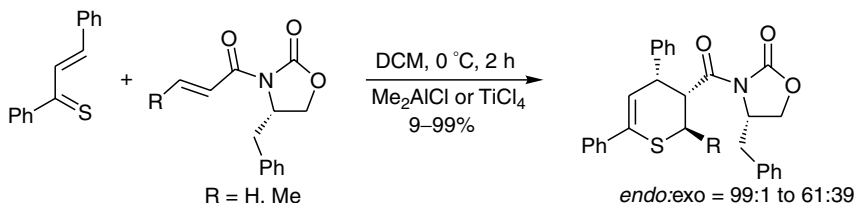
Highly selective Lewis-acid-catalyzed Diels–Alder reactions of acyclic (*Z*)-1,3-dienes [104]



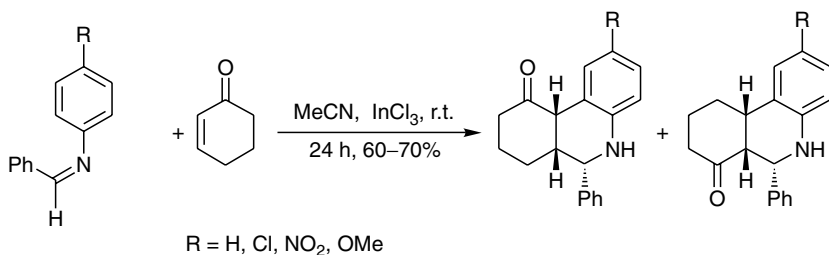
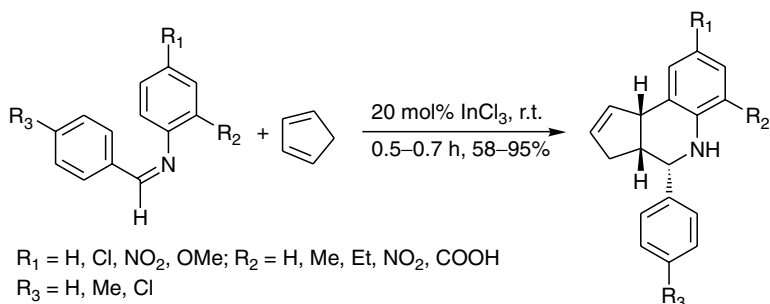
X = H, Me, OAc; R = H, NHBz

four dienes; six dienophiles; catalyst: MeAlCl<sub>2</sub>, SnCl<sub>4</sub>

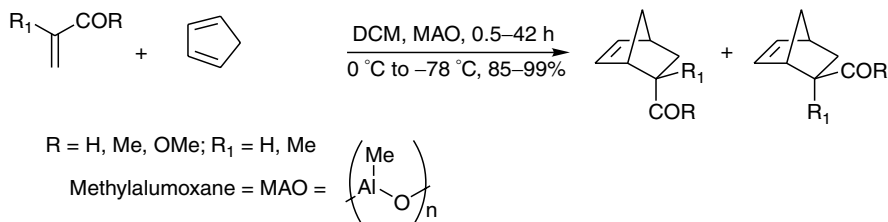
Lewis-acid-catalyzed asymmetric *hetero*-Diels–Alder cycloaddition of a 1-thiabuta-1,3-diene with chiral *N*-acryloyl and *N*-crotonyl oxazolidinone dienophile [105]



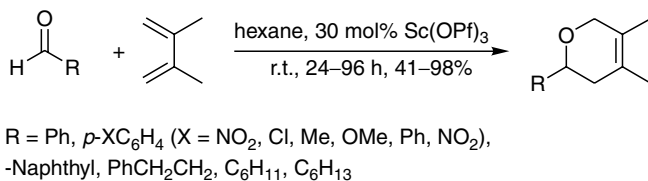
Imino Diels–Alder reactions catalyzed by indium trichloride ( $\text{InCl}_3$ ). Facile synthesis of quinoline and phenanthridinone derivatives [106]



Methylalumoxane as a highly Lewis-acidic reagent for organic synthesis [107]

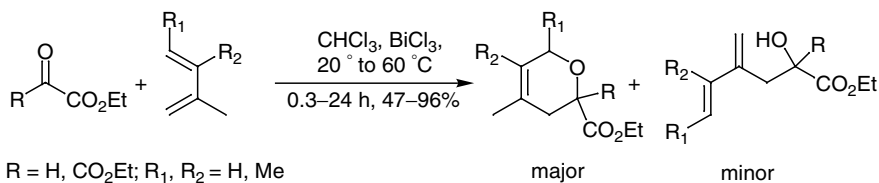


Scandium(III) perfluorooctanesulfonate [ $\text{Sc}(\text{OPf})_3$ ]: a novel catalyst for the hetero-Diels–Alder reaction of aldehydes with non-activated dienes [108]

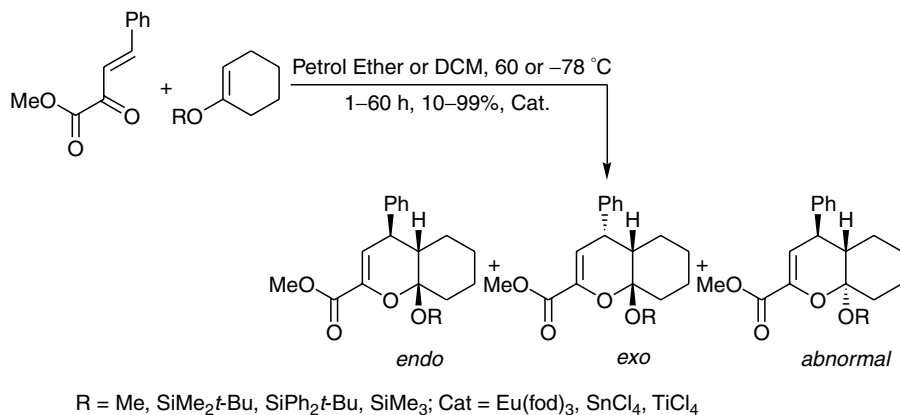




The carbonyl Diels–Alder reaction catalyzed by bismuth(III) chloride [112]

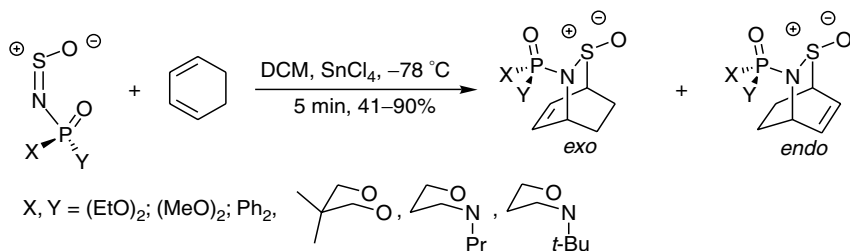


Eu(fod)<sub>3</sub> and SnCl<sub>4</sub>-catalyzed heterocycloadditions of *o*-silylenol ethers deriving from cyclic ketones [113]



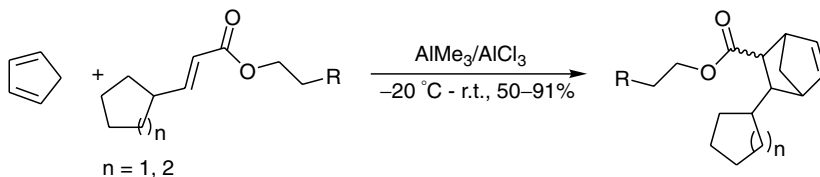
In the presence of Eu(fod)<sub>3</sub> the *endo*-cycloadduct is the predominant reaction product; in the presence of SnCl<sub>4</sub> the *abnormal* product is predominant

Reactivity and diastereoselectivity in the thermal and Lewis-acid-catalyzed Diels–Alder reactions of *N*-sulphonylphosphoramidates [114]

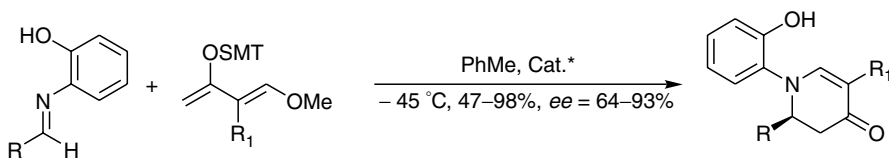
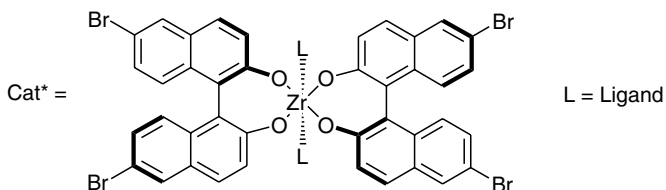




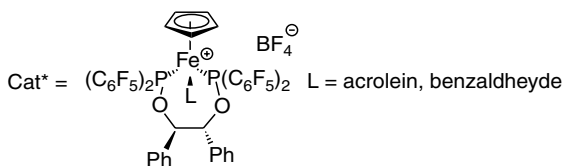
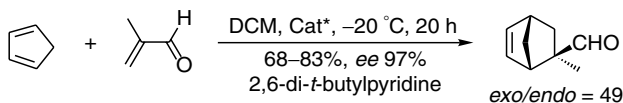
Lewis-acid-catalyzed Diels–Alder reactions of highly hindered dienophiles [115]

R = Me, Ph; *endo/exo* from 2:1 to 7:1

The first enantioselective aza-Diels–Alder reactions of imino dienophiles on use of a chiral zirconium catalyst [116]

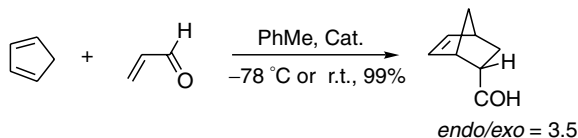
R =  $\alpha$ -Naphthyl, *o*-MeC<sub>6</sub>H<sub>4</sub>, Ph, Me(OMe)<sub>2</sub>C<sub>6</sub>H<sub>3</sub>, 2-Thienyl, Cy;R<sub>1</sub> = H, Me; L = NMI, DMI

A new chiral ligand for the Fe-Lewis-acid catalyzed asymmetric Diels–Alder reaction [117]

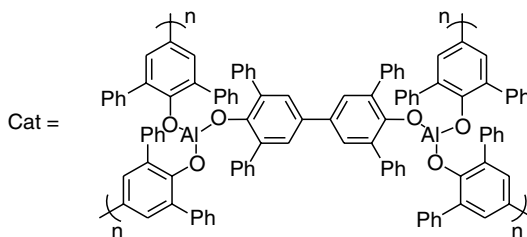


three aldehydes: three dienes

## Aluminum trisphenoxide polymer as a Lewis-acidic solid catalyst [118]



four dienophiles, three dienes:



## REFERENCES

- (a) Hine J. *Physical Organic Chemistry*, 2nd edn, McGraw-Hill, New York, 1962, 43; (b) Finar I. L. *Organic Chemistry*, vol. 1, 5th edn, 1967, 47.
- (a) Lowry T. M. *Chem. Ind. (London)* 1923, **42**, 43; (b) Brønsted J. N. *Rec. Trav. Chim.* 1923, **42**, 718.
- Lewis G. N. *J. Franklin Inst.* 1938, **226**, 293.
- Yates P. and Eaton P. *J. Am. Chem. Soc.* 1960, **82**, 4436.
- (a) Fringuelli F. and Taticchi A. *Dienes in the Diels-Alder Reaction*, Wiley, New York, 1990; (b) Carruthers W. *Cycloaddition Reactions in Organic Synthesis*, Pergamon Press, Oxford, 1990.
- (a) Branchadell V., Oliva A. and Bertran J. *Chem. Phys. Lett.* 1983, **97**, 378; (b) Branchadell V., Oliva A. and Bertran J. *J. Mol. Struct. (Theochem)* 1986, **138**, 117.
- Epiotis N. D. and Shaik S. *J. Am. Chem. Soc.* 1978, **100**, 1.
- (a) Fringuelli F., Taticchi A. and Wenkert E. *Org. Prep. Proc. Int.* 1990, **22**, 133; (b) Fringuelli F., Minuti L., Pizzo F. and Taticchi A. *Acta Chem. Scand.* 1993, **47**, 255.
- (a) Fringuelli F., Pizzo F., Taticchi A., Wenkert E. and Halls T. D. J. *J. Org. Chem.* 1982, **47**, 5056; (b) Fringuelli F., Pizzo F., Taticchi A. and Wenkert E. *J. Org. Chem.* 1983, **48**, 2802.
- Angell E. C., Fringuelli F., Pizzo F., Porter B., Taticchi A. and Wenkert E. *J. Org. Chem.* 1986, **51**, 2642.
- Angell E. C., Fringuelli F., Halls T. D. J., Pizzo F., Porter B., Taticchi A., Tourris A. P. and Wenkert E. *J. Org. Chem.* 1985, **50**, 4691.
- Angell E. C., Fringuelli F., Minuti L., Pizzo F., Porter B., Taticchi A. and Wenkert E. *J. Org. Chem.* 1985, **50**, 4686.
- Fringuelli F., Pizzo F., Taticchi A., Ferreira V. F., Michelotti E. L., Porter B. and Wenkert E. *J. Org. Chem.* 1985, **50**, 890.

14. Angell E. C., Fringuelli F., Pizzo F., Porter B., Taticchi A. and Wenkert E. *J. Org. Chem.* 1985, **50**, 4696.
15. Minuti L., Radics L., Taticchi A., Venturini L. and Wenkert E. *J. Org. Chem.* 1990, **55**, 4261.
16. Minuti L., Selvaggi R., Taticchi A., Gacs-Baitz E. and Matchytka D. *Synth. Commun.* 1991, **21**, 2143.
17. Sakan K. and Smith D. A. *Tetrahedron Lett.* 1984, **25**, 2081.
18. Liu H.-J. and Han Y. *Tetrahedron Lett.* 1993, **34**, 423.
19. Liu H.-J. and Browne E. N. C. *Can. J. Chem.* 1979, **57**, 377.
20. Fringuelli F., Minuti L., Pizzo F., Taticchi A., Halls T. D. J. and Wenkert E. *J. Org. Chem.* 1983, **48**, 1810.
21. Fringuelli F., Minuti L., Radics L., Taticchi A. and Wenkert E. *J. Org. Chem.* 1988, **53**, 4607.
22. Minuti L., Selvaggi R., Taticchi A. and Sandor P. *Tetrahedron* 1993, **49**, 1071.
23. Harre M., Raddatz P., Walenta R. and Winterfeldt E. *Angew. Chem. Int. Ed. Engl.* 1982, **21**, 480.
24. (a) Liu H.-J., Feng W. M., Kim J. B. and Browne E. N. C. *Can. J. Chem.* 1994, **72**, 2163; (b) Liu H.-J. and Feng W. M. *Synth. Commun.* 1987, **17**, 1777.
25. Ohgaki E., Motoyoshiva J., Narita S., Kakurai T., Hayashi S. and Hirakawa K. *J. Chem. Soc. Perkin Trans. 1* 1990, 3109.
26. Beifuss U. and Tarashewski M. *J. Chem. Soc. Perkin Trans. 1* 1997, 2807.
27. Meyers A. I. and Busacca C. A. *Tetrahedron Lett.* 1989, **30**, 6973.
28. Meyers A. I. and Busacca C. A. *Tetrahedron Lett.* 1989, **30**, 6977.
29. Mukerjee A. K. *Heterocycles* 1987, **26**, 1077.
30. Cativiela C., Fraile J. M., Garcia J. I., Lopez M. P., Mayoral J. A. and Pires E. *Tetrahedron: Asymmetry* 1996, **7**, 2391.
31. Rehnberg N., Sundin A. and Magnusson G. *J. Org. Chem.* 1990, **55**, 5477.
32. (a) Kobayashi S., Hachiya I., Takahori T., Araki M. and Ishitani H. *Tetrahedron Lett.* 1992, **33**, 6815; (b) Keshavaraja A., Hegde V. R., Pandey B., Ramaswamy A. V., Kumar P. and Ravindranathan T. *Angew. Chem. Int. Ed. Engl.* 1995, **34**, 2143.
33. (a) Kobayashi S. *Synlett* 1994, 689; (b) Kobayashi S., Hachiya I., Araki M. and Ishitani H. *Tetrahedron Lett.* 1993, **34**, 3755.
34. Bednarski M. and Danishefsky S. *J. Am. Chem. Soc.* 1983, **105**, 3716.
35. Van de Weghe P. and Collin J. *Tetrahedron Lett.* 1994, **35**, 2545.
36. Maruoka K., Oishi M. and Yamamoto H. *Synlett* 1993, 683.
37. Maruoka K., Saito S. and Yamamoto H. *J. Am. Chem. Soc.* 1992, **114**, 1089.
38. Negishi E., Cederbaum F. E. and Takahashi T. *Tetrahedron Lett.* 1986, **27**, 2829.
39. Takahashi T., Kotora M. and Xi Z. *J. Chem. Soc. Chem. Commun.* 1995, 361.
40. (a) Rogers C. and Keay B. A. *Can. J. Chem.* 1992, **70**, 2929; (b) Rogers C. and Keay B. A. *Can. J. Chem.* 1993, **71**, 611.
41. Miyaji K., Ohara Y., Takahashi Y., Tsuruda T. and Arai K. *Tetrahedron Lett.* 1991, **32**, 4557.
42. Ronan B. and Kagan H. B. *Tetrahedron: Asymmetry* 1992, **3**, 115.
43. Oppolzer W. *Comprehensive Organic Synthesis*, vol. 5, Trost B. M. and Fleming I. (eds), Pergamon Press, Oxford, 1991.
44. Alonso I., Carretero J. C. and Garcia Ruano J. L. *J. Org. Chem.* 1993, **58**, 3231.
45. Adams H., Jones D. N., Aversa M. C., Bonaccorsi P. and Giannetto P. *Tetrahedron Lett.* 1993, **34**, 6481.
46. Takahashi T., Kotsubo H., Iyobe A., Namiki T. and Koizumi T. *J. Chem. Soc. Perkin Trans. 1* 1990, 3065.
47. Paquette L. A. *Asymmetric Synthesis*, vol. 3B, Morrison J. D. (ed.), Academic Press, Orlando, FL, 1984.

48. Ross Kelly T., Maity S. K., Meghani P. and Chandrakumar N. S. *Tetrahedron Lett.* 1989, **30**, 1357.
49. (a) Faller J. W. and Ma Y. J. *J. Am. Chem. Soc.* 1991, **113**, 1579; (b) Bonnesen P. V., Puckett C. L., Honeychuck R. V. and Hersch W. H. *J. Am. Chem. Soc.* 1989, **111**, 6070.
50. Odenkirk W., Rheingold A. L. and Bosnich B. *J. Am. Chem. Soc.* 1992, **114**, 6392.
51. Hollis T. K., Robinson N. P. and Bosnich B. *Organometallics* 1992, **11**, 2745.
52. Saha A. K. and Hossain M. M. *Tetrahedron Lett.* 1993, **34**, 3833.
53. Cativiela C., Fraile J. M., Garcia J. I., Mayoral J. A., Pires E., Royo A. J., Figueras F. and de Menorval L. C. *Tetrahedron* 1993, **49**, 4073.
54. Oppolzer W. *Angew. Chem. Int. Ed. Engl.* 1984, **23**, 876.
55. Various authors, *Asymmetric Synthesis*, vol. 3, Morrison J. D. (ed.), Academic Press, New York, 1984.
56. For recent reviews on this subject, see: Diaz L. C. *J. Braz. Chem. Soc.* 1997, **8**, 289; Desimoni G. and Faita G. *Seminars in Organic Synthesis. 22nd Summer School 'A. Corbella'*, Italian Soc. Chem., Rome, 1997, 71.
57. (a) Corey E. J. and Sarshar S. *J. Am. Chem. Soc.* 1992, **114**, 7938; (b) Corey E. J. *J. Pure Appl. Chem.* 1990, **62**, 1209.
58. Corey E. J., Sarshar S. and Lee D.-H. *J. Am. Chem. Soc.* 1994, **116**, 12089.
59. Maruoka K., Concepcion A. B. and Yamamoto H. *Bull. Chem. Soc. Jpn* 1992, **65**, 3501.
60. Maruoka K. and Yamamoto H. *Synlett* 1991, 793.
61. Hayashi Y., Rohde J. J. and Corey E. J. *J. Am. Chem. Soc.* 1996, **118**, 5502.
62. Narasaka K., Tanaka H. and Kanai F. *Bull. Chem. Soc. Jpn* 1991, **64**, 387.
63. Kobayashi S., Araki M. and Hachiya I. *J. Org. Chem.* 1994, **59**, 3758.
64. Maruoka K., Murase N. and Yamamoto H. *J. Org. Chem.* 1993, **58**, 2938.
65. Kündig E. P., Bourdin B. and Bernardinelli G. *Angew. Chem. Int. Ed. Engl.* 1994, **33**, 1856.
66. (a) Ishihara K., Miyata M., Hattori K., Tade T. and Yamamoto H. *J. Am. Chem. Soc.* 1994, **116**, 10520; (b) Ishihara K., Kurihara H. and Yamamoto H. *J. Am. Chem. Soc.* 1996, **118**, 3049.
67. Ishihara K., Kurihara H., Matsumoto M. and Yamamoto H. *J. Am. Chem. Soc.* 1998, **120**, 6920.
68. Furuta K., Kanematsu A. and Yamamoto H. *Tetrahedron Lett.* 1989, **30**, 7231.
69. Levin J. I. *Tetrahedron Lett.* 1989, **30**, 2355.
70. (a) Boger D. L. and Weinreb S. N. *Hetero Diels–Alder Methodology in Organic Synthesis*, Academic Press, New York, 1987; (b) Boger D. L. *Chem. Rev.* 1986, **86**, 781; (c) Schmidt R. R. *Acc. Chem. Res.* 1986, **19**, 250 (d) Cozzi F. and Molteni V. *Seminars in Organic Synthesis. 22nd Summer School 'A. Corbella'*, Italian Soc. Chem., Rome, 1997, 95.
71. Brouard C., Pernet J. and Miginiac L. *Synth. Commun.* 1994, **24**, 3047.
72. Evans P. A. and Nelson J. D. *J. Org. Chem.* 1996, **61**, 7600.
73. Faulkner D. J. *Nat. Prod. Reports* 1984, 251.
74. Gao Q., Ishihara K., Maruyama T., Mouri M. and Yamamoto H. *Tetrahedron* 1994, **50**, 979.
75. Keck G. E., Li X.-Y. and Krishnamurthy D. *J. Org. Chem.* 1995, **60**, 5998.
76. (a) Heathcock C. H. and Rosen T. *Tetrahedron* 1986, **42**, 4909; (b) Keck G. E. and Kackeuskus D. F. *J. Org. Chem.* 1986, **51**, 2487.
77. Hanamoto T., Furuno H., Sugimoto Y. and Inanaga J. *Synlett* 1997, 97.
78. Motoki S., Saito T., Karakasa T., Matsushita T. and Furuno E. *J. Chem. Soc. Perkin Trans. 1* 1992, 2943.

79. (a) Sera A., Ohara M., Yamada H., Egashira E., Ueda N. and Setsune J. *Chem. Lett.* 1990, 2043; (b) Sera A., Ohara M., Yamada H., Egashira E., Ueda N. and Setsune J. *Bull. Chem. Soc. Jpn* 1994, **67**, 1912.
80. Gorman D. B. and Tomlinson I. A. *Chem. Commun.* 1998, 25.
81. Wada E., Yasuoka H. and Kanemasa S. *Chem. Lett.* 1994, 1637.
82. Evans D. A. and Johnson J. S. *J. Am. Chem. Soc.* 1998, **120**, 4895.
83. Evans D. A., Olhava E. J., Johnson J. S. and Janey J. M. *Angew. Chem. Int. Ed. Engl.* 1998, **37**, 3372.
84. Markò I. E. and Evans G. R. *Synlett* 1994, 431.
85. Markò I. E., Evans G. R., Declercq J.-P., Feneau-Dupont J. and Tinant B. *Bull. Soc. Chim. Belg.* 1994, **103**, 295.
86. Koyama J., Ogura T. and Tagahara K. *Heterocycles* 1994, **38**, 1595.
87. (a) Lyons J. E., Myers H. K. and Schneider A. *J. Chem. Soc. Chem. Commun.* 1978, 636; (b) Lautens M. and Crudden C. M. *Organometallics* 1989, **8**, 2733.
88. (a) von Raguè Schleyer P. and Leone R. E. *J. Am. Chem. Soc.* 1968, **90**, 4164; (b) Coates R. M. and Kirkpatrick J. L. *J. Am. Chem. Soc.* 1970, **92**, 4883.
89. Lautens M. and Edwards L. G. *Tetrahedron Lett.* 1989, **30**, 6813.
90. Yamaguchi R., Ban M. and Kawanisi M. *J. Chem. Soc. Chem. Commun.* 1984, 826.
91. Lautens M., Tam W. and Edwards L. G. *J. Org. Chem.* 1992, **57**, 8.
92. a Hashimoto Y., Saigo K., Machida S. and Hasegawa M. *Tetrahedron Lett.* 1990, **31**, 5625; (b) Hashimoto Y., Nagashima T., Kobayashi K., Hasegawa M. and Saigo K. *Tetrahedron* 1993, **49**, 6349.
93. Smith D. A. and Houk K. N. *Tetrahedron Lett.* 1991, **32**, 1549.
94. Liu H.-J. and Shia K.-S. *Tetrahedron Lett.* 1995, **36**, 1817.
95. Marchand A., Mauger D., Guingant A. and Pradere J.-P. *Tetrahedron: Asymmetry* 1995, **6**, 853.
96. Lautens M., Edwards L. G., Tam W. and Lough A. J. *J. Am. Chem. Soc.* 1995, **117**, 10276.
97. Nagata T., Koide Y., Nara K., Itoh E., Arisawa M., Naruto S., Torisawa Y., Hino T. and Nakagawa M. *Chem. Pharm. Bull.* 1996, **44**, 451.
98. Ishitani H. and Kobayashi S. *Tetrahedron Lett.* 1996, **37**, 7357.
99. Howarth J. and Gillespie K. *Tetrahedron Lett.* 1996, **37**, 6011.
100. Keck G. E. and Krishnamurthy D. *Synth. Commun.* 1996, **26**, 367.
101. Evans D. A., Kozlowski M. C. and Tedrow J. S. *Tetrahedron Lett.* 1996, **37**, 7481.
102. Wada E., Pei W., Yasuoka H., Chin U. and Kanemasa S. *Tetrahedron* 1996, **52**, 1205.
103. Fraile J. M., Garcia J. I., Mayoral J. A. and Royo A. J. *Tetrahedron: Asymmetry* 1996, **7**, 2263.
104. Roush W. R. and Barda D. A. *J. Am. Chem. Soc.* 1997, **119**, 7402.
105. Saito T., Suda H., Kawamura M., Nishimura J. and Yamaya A. *Tetrahedron Lett.* 1997, **38**, 6035.
106. Babu G. and Perumal P. T. *Tetrahedron Lett.* 1997, **38**, 5025.
107. Akakura M. and Yamamoto H. *Synlett* 1997, 277.
108. Hananoto T., Sugimoto Y., Jin Y. Z. and Inanaga J. *Bull. Chem. Soc. Jpn* 1997, **70**, 1421.
109. Mayelvaganan T., Hadimani S. B. and Bhat S. V. *Tetrahedron* 1997, **53**, 2185.
110. Corey E. J. and Lee T. W. *Tetrahedron Lett.* 1997, **38**, 5755.
111. Ooi T., Saito A. and Maruoka K. *Tetrahedron Lett.* 1998, **39**, 3745.
112. Robert H., Garrigues B. and Dubac J. *Tetrahedron Lett.* 1998, **39**, 1161.
113. Dujardin G., Martel A. and Brown E. *Tetrahedron Lett.* 1998, **39**, 8647.
114. Zhang Y. and Flann C. J. *J. Org. Chem.* 1998, **63**, 1372.
115. Hubbard R. D. and Miller B. L. *J. Org. Chem.* 1998, **63**, 4143.

116. Kobayashi S., Komiyama S. and Ishitani H. *Angew. Chem. Int. Ed. Engl.* 1998, **37**, 979.
117. Bruin M. E. and Kündig E. P. *Chem. Commun.* 1998, 2635.
118. Saito S., Murase M. and Yamamoto H. *Synlett* 1999, 57.

## 4 Diels–Alder Reaction Facilitated by Special Physical and Chemical Methods

---

The Diels–Alder reaction is the most widely used carbon–carbon, carbon–heteroatom and heteroatom–heteroatom bond-forming reaction for the construction of six-membered rings; therefore it is not surprising that many methods have been used to accelerate the reaction and to improve its selectivity. Chapters 2, 3 and 5 illustrate the effects of temperature, Lewis acids and pressure, respectively; this chapter provides a survey of other physical and chemical methods by which the Diels–Alder reaction can be profitably carried out.

A compendium of these special methods was reviewed by Pindur in 1993 [1].

### 4.1 SOLID-PHASE DIELS–ALDER REACTION

Solid-phase chemistry is an efficient synthetic tool that, compared with solution-phase chemistry, simplifies the work-up of the reaction, allows the process to be driven to completion by using excess of reagents, and can be automatized [2a]. In recent years, many studies have been devoted to developing both surface-mediated and resin-supported synthesis. Today the solid-phase approach is not limited to peptides and oligonucleotides but is also used to synthesize molecules of lower molecular weight.

The Diels–Alder reaction on solid support was first performed 20 years ago and is now a consolidated procedure [2b].

#### 4.1.1 Inorganic Solid-Surface-Promoted Diels–Alder Reaction

Porous surfaces of inorganic solids such as clays, silica gel, alumina and zeolites are the commonest systems used as catalysts in Diels–Alder reactions.

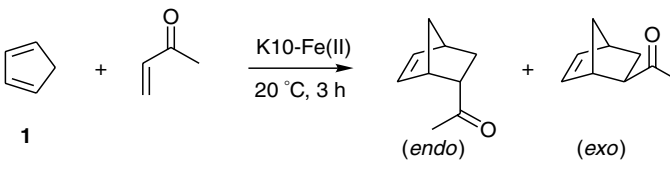
Two classes of clays are known [3]: (i) cationic clays (or clay minerals) that have negatively charged alumino-silicate layers balanced by small cations in the interlayer space (e.g. K-10 montmorillonite) and (ii) anionic clays which have positively charged brucite-type metal hydroxide layers balanced by anions and water molecules located interstitially (e.g. hydrotalcite,  $\text{Mg}_6\text{Al}_2(\text{OH})_{16}\text{CO}_3\cdot 4\text{H}_2\text{O}$ ).

It is believed that clay minerals promote organic reactions via an acid catalysis [2a]. They are often activated by doping with transition metals to enrich the number of Lewis-acid sites by cationic exchange [4]. Alternative radical pathways have also been proposed [5] in agreement with the observation that clay-catalyzed Diels–Alder reactions are accelerated in the presence of radical sources [6].

Montmorillonite K-10 doped with Fe(III) efficiently catalyzes the Diels–Alder reaction of cyclopentadiene (**1**) with methyl vinyl ketone at room temperature [7] (Table 4.1). In water the diastereoselectivity is higher than in organic media; in the absence of clay the cycloaddition proceeds at a much slower rate.

By using unactivated K-10 montmorillonite in the absence of solvent, the *endo*–*exo* selectivity of the cycloadditions of acrolein and methyl vinyl ketone with cyclopentadiene and cyclohexadiene is low [8] (Table 4.2, entry 3), while highly reactive dienophiles such as 1,4-benzoquinone and N-phenyl

**Table 4.1** Diels–Alder reactions of cyclopentadiene (**1**) with methyl vinyl ketone catalyzed by Fe(II)-K-10 montmorillonite in various solvents



Medium	<i>endo/exo</i>	Yield (%)
H <sub>2</sub> O	19:1	95
CH <sub>2</sub> Cl <sub>2</sub>	9:1	97
EtOH	14:1	95

**Table 4.2** Solvent-free Diels–Alder reactions in the presence of unactivated K-10 montmorillonite at 0 °C

Entry	Diene <sup>a</sup>	Dienophile <sup>b</sup>	<i>t</i> (h)	<i>endo/exo</i>	Yield (%)
1	CP	BQ	5	>99	70
2	CP	NPM	14	>99	98
3	CP	MVK	3	10	95
4	CP	AC	3 <sup>c</sup>	5	78
5	CH	BQ	8	>99	64
6	CH	NPM	6	>99	86
7	CH	MVK	2 <sup>d</sup>	19	78
8	CH	AC	2 <sup>d</sup>	11	50

<sup>a</sup> CP = cyclopentadiene, CH = 1,3-cyclohexadiene;

<sup>b</sup> BQ = 1,4-benzoquinone, NPM = N-phenyl maleimide, MVK = methyl vinyl ketone, AC acrolein;

<sup>c</sup> at –25 °C;

<sup>d</sup> at 25 °C



maleimide give exclusively *endo* addition (Table 4.2). A parallel study carried out in the presence of alumina revealed that reactions on the surface of K-10 montmorillonite are faster and give higher yields and that the beneficial effect of alumina is dependent on its degree of activation.

The investigation on the use of K-10 montmorillonite under free solvent conditions was then extended to inner ring dienes such as furan and its 2,5-dimethyl derivative [9] (Table 4.3). The cycloadditions generally proceed slowly, and Zn(II)-doped clay and microwave irradiation were used to accelerate the reactions. The reaction with maleic anhydride preferentially affords the thermodynamically favored *exo* adduct.

Clay-catalyzed asymmetric Diels–Alder reactions were investigated by using chiral acrylates [10]. Zn(II)- and Ti(IV)-K-10 montmorillonite, calcined at 55 °C, did not efficiently catalyze the cycloadditions of cyclopentadiene (**1**) with acrylates that incorporate large-size chiral auxiliaries such as *cis*-3-neopentoyisobornyl acrylate (**2**) and (–)-menthyl acrylate (**3**, R = H) (Figure 4.1). This result was probably due to diffusion problems.

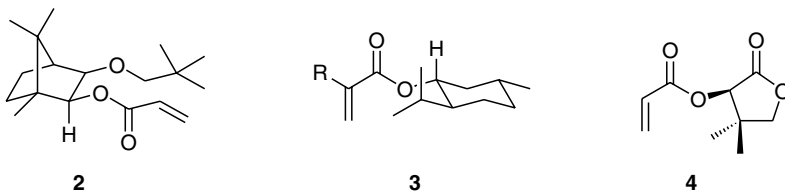
**Table 4.3** Solvent-free Diels–Alder reactions in the presence of unactivated K-10 montmorillonite

R	X	<i>t</i> (h)	<i>T</i> (°C) or MW <sup>a</sup>	<i>endo/exo</i>	Yield (%)
H	NPh	24	0	1.3:1	85
H	NPh	0.25	MW <sup>b</sup>	1.5:1	80
H	O	3	0	1:3	36
H	O	0.03	MW <sup>c</sup>	1:3	16
Me	NPh	1.5	0	2.3:1	77
Me	NPh	0.17	MW <sup>b</sup>	2.3:1	100

<sup>a</sup> Microwave irradiation;

<sup>b</sup> 150 W;

<sup>c</sup> 300 W



**Figure 4.1**

**Table 4.4** Diels–Alder reactions of (R)-O-acryloylpantolactone (**4**) with cyclopentadiene (**1**) in methylene chloride

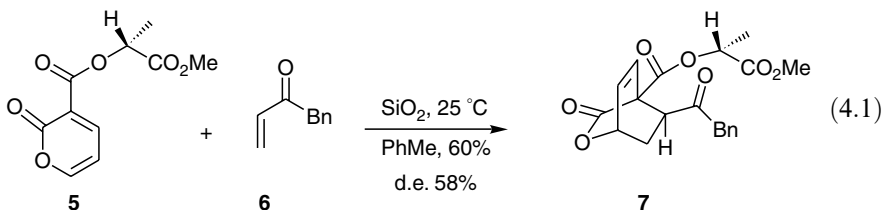
Catalyst	<i>T</i> (°C)	1/4 <sup>a</sup>	<i>t</i> (h)	<i>endo/exo</i>	d.e. (%)	Yield (%)
none	20	6:1	24	75:25	6	100
TiCl <sub>4</sub>	−10	1.5:1	0.5	99:1	92	100
EtAlCl <sub>2</sub>	−10	1.5:1	1	99:1	42	94
Zn-120	20	5:1	24	93:7	43	97
Fe-550	20	5:1	24	98:2	39	98
Ti-550	20	3:1	2	90:10	43	94

<sup>a</sup> Molar ratio

Good results were obtained with (R)-O-acryloylpantolactone (**4**) in which the dienophile was incorporated with a smaller chiral auxiliary. Some results are reported in Table 4.4, where the cycloadditions catalyzed by Zn(II)-, Fe(II)- and Ti(IV)-K-10 exchanged montmorillonite calcined at 120 °C and 550 °C are compared with those that were not catalyzed and with TiCl<sub>4</sub>- and EtAlCl<sub>2</sub>-catalyzed reactions. Among the metal-clays activated, the Ti(IV)-K-10 was the best catalyst with high conversion and acceptable enantioselectivity obtained after 2 h.

Silica gel [11] or alumina [11a, 12] alone, or silica and alumina together modified by Lewis-acid treatment [13] and zeolites [14], have been widely used as catalysts in Diels–Alder reactions, and these solids have also been tested as catalysts in asymmetric Diels–Alder reactions [12,13b,14]. Activated silica gel and alumina at 140 °C were used [15] to catalyze the asymmetric cycloaddition of (−)-menthyl-N-acetyl- $\alpha,\beta$ -dehydroalaninate (**3**) (R = NHCOMe) with cyclopentadiene in the key step for synthesizing optically active cycloaliphatic  $\alpha$ -amino acids. When the reactions were carried out in the absence of solvent, a higher conversion was obtained. Some results are reported in Table 4.5 and compared with those obtained by using silica and alumina modified by treatment with Lewis acids. Silica gel gives a reasonable percentage of conversion after 24 h with complete diastereofacial selectivity in *exo* addition.

Commercial chromatography silica gel promotes effectual Diels–Alder cycloaddition of optically active pyrone lactate ester (**5**) with benzyl vinyl ether (**6**), affording the *endo* adduct **7** in an approximately 4:1 mixture of diastereoisomers [16] (Equation 4.1).

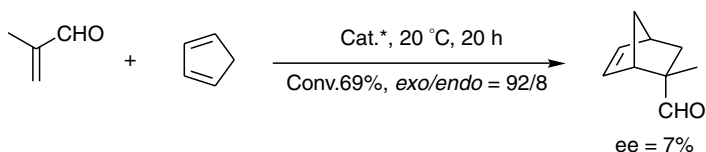


**Table 4.5** Solvent-free Diels–Alder reactions of (–)-menthyl N-acetyl- $\alpha,\beta$ -dehydroalaninate (**3**, R = NHCOMe) with cyclopentadiene (**1**) at 25 °C

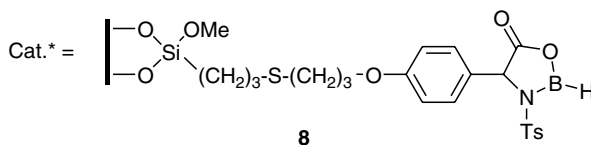
Catalyst	C (%) <sup>a</sup>	<i>endo/exo</i>	d.e. ( <i>endo</i> )	d.e. ( <i>exo</i> )
SiO <sub>2</sub> -140	88	29:71	70:30	>97:3
Al <sub>2</sub> O <sub>3</sub> -140	55	36:64	69:31	>97:3
SiO <sub>2</sub> + Et <sub>2</sub> AlCl	49	33:67	80:20	>97:3
SiO <sub>2</sub> + TiCl <sub>4</sub>	45	39:61	75:25	>97:3

<sup>a</sup> Conversion after 24 h<sup>b</sup> Related to ester group

Oxazoborolidinone **8** is an example of catalyst supported on silica gel. It is prepared by immobilizing the N-tosyl-O-allyl-(S)-tyrosine with mercaptopropyl silica and treatment with BF<sub>3</sub> and has been used to catalyze the Diels–Alder reaction of methacrolein with cyclopentadiene [17] (Equation 4.2). The cycloaddition occurs with good diastereoselectivity but with low enantioselectivity.



(4.2)



Better enantiomeric excess was obtained by using (–)-menthol-aluminum Lewis acids supported on silica gel and alumina through the aluminum atom [17].

Pagni and coworkers [18] have conducted in-depth investigations on the cycloadditions of cyclopentadiene with methyl acrylate on alumina of varying activity (200 °, 300 °, 400 °, 800 °) showing that the diastereoselectivity of the reaction is markedly dependent on the activity of the alumina. The *exo/endo* ratio goes up significantly on 400 °-Al<sub>2</sub>O<sub>3</sub> having a value of 52 for 10:1 w/w ratio of Al<sub>2</sub>O<sub>3</sub> to reactants. Unexpectedly the *exo/endo* ratio dropped to 0.93 when the reaction was run on 800 °-Al<sub>2</sub>O<sub>3</sub>. These results were explained on the basis of stability and epimerization of adducts.

Catalysis of Diels–Alder reaction by zeolites is predominantly physical rather than chemical in nature [19]. The reactants are concentrated internally in cavities

of material, which provides two advantages: (i) by increasing the reactant concentration inside the zeolite pores, the rate of bimolecular reaction such as the Diels–Alder cycloaddition is enhanced; in this regard, the effect of zeolites is comparable to that obtained with the use of high pressure; and (ii) the geometry of the zeolite cavities influences the regio- and stereoselectivity of the reaction. The nature of the zeolites therefore has a great influence on the reactivity and selectivity of the process.

The use of zeolites is particularly advantageous for self-Diels–Alder reactions of gaseous dienes because it reduces the polymerization of the reactant. An example is the cyclodimerization of 1,3-butadiene to 4-vinylcyclohexene [20a] carried out at 250 °C with satisfactory conversion when non-acidic zeolites, such as large-pore zeolites Na-ZSM-20, Na- $\beta$  and Na-Y, are used.

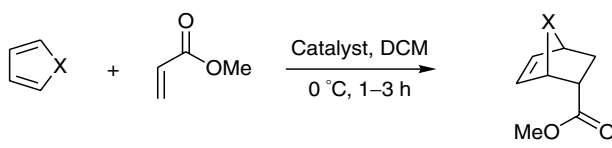
The ability of zeolites to control the regioselectivity of Diels–Alder reaction has been investigated for the cycloaddition of isoprene with various dienophiles [20b]. Some results are reported in Table 4.6. All the zeolites tested afforded high regioselectivity but the reaction yield was generally low and depended on the zeolite as well as on the dienophile.

Good yields and high diastereoselectivities were obtained by using zeolites in combination with Lewis-acid catalyst [21]. Table 4.7 illustrates some examples of Diels–Alder reactions of cyclopentadiene, cyclohexadiene and furan with methyl acrylate. Na-Y and Ce-Y zeolites gave excellent results for the cycloadditions of carbocyclic dienes, and combining these zeolites with anhydrous ZnBr<sub>2</sub> further enhanced the *endo* diastereoselectivity of the reaction. An exception is the cycloaddition of furan that occurred considerably faster and with better yield, in comparison with the classic procedure [22], when performed in the presence of sole zeolites.

**Table 4.6** Diels–Alder reactions catalyzed by zeolites

R	R <sub>1</sub>	Y-152		Y-45		ZSM-5		Mordenite		Beta	
		9/10	Yield <sup>a</sup>	9/10	Yield <sup>a</sup>	9/10	Yield <sup>a</sup>	9/10	Yield <sup>a</sup>	9/10	Yield <sup>a</sup>
Me	H	95:5	55	94:6	69	98:2	100	97:3	91	97:3	62
Me	Br	94:6	40	93:7	53	87:13	23	85:15	34	94:6	39
OMe	H	97:3	48	97:3	31	100:0	11	96:4	33	99:1	100

<sup>a</sup> yield(%)

**Table 4.7** Diels–Alder reactions of carbo- and heterocyclic dienes with methyl acrylate catalyzed by zeolites and ZnBr<sub>2</sub>-doped zeolites


Catalyst	X	<i>endo</i> (%)	Yield (%)
Na-Y	CH <sub>2</sub>	90	96
NaY/ZnBr <sub>2</sub>	CH <sub>2</sub>	96	98
Ce-Y	CH <sub>2</sub>	90	96
CeY/ZnBr <sub>2</sub>	CH <sub>2</sub>	96	100
NaY/ZnBr <sub>2</sub>	(CH <sub>2</sub> ) <sub>2</sub>	85	95
CeY/ZnBr <sub>2</sub>	(CH <sub>2</sub> ) <sub>2</sub>	90	100
Ce-Y	O	40–50 <sup>a</sup>	70
CeY/ZnBr <sub>2</sub>	O	40 <sup>a</sup>	70

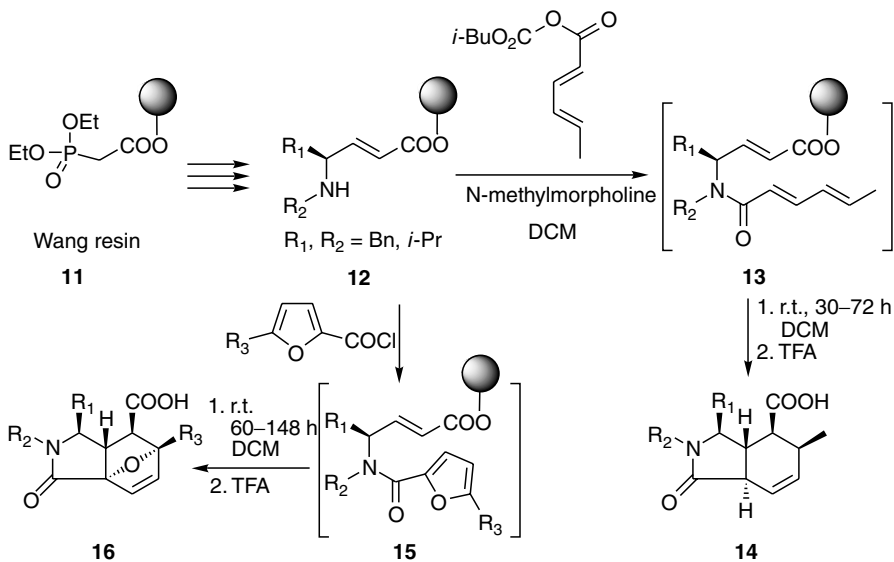
<sup>a</sup> Reaction time 24 h

#### 4.1.2 Diels–Alder Reaction Using Resin-Anchored Reagents

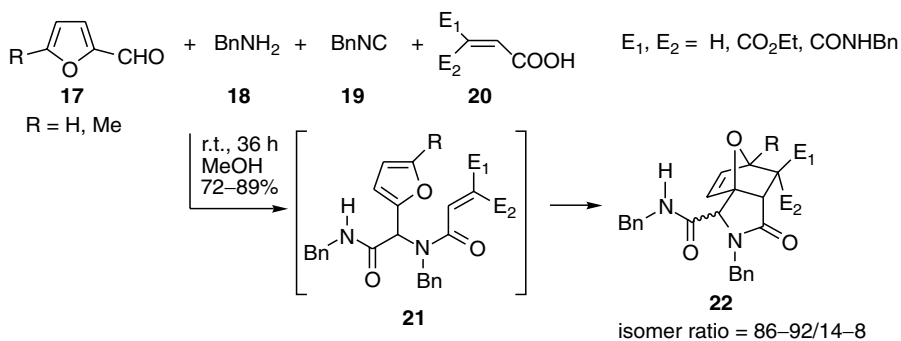
A solid-phase Diels–Alder reaction that uses polymer-supported reagents has recently attracted considerable attention and its use is expanding rapidly.

Intramolecular Diels–Alder reactions of amino acid-derivative trienes **13** (Scheme 4.1) onto solid support have been used for rapid stereoselective synthesis of heterocyclic compounds for high throughput drug screening [23]. The synthesis starts from phosphono-acetyl-Wang resin **11** which is converted to secondary amines **12** and then to resin-bound trienes **13** by acylation reaction. Trienes **13** cyclize at room temperature giving predominant *trans*-fused bicyclic adducts **14**. Trienes **15**, containing a furyl as diene, were prepared similarly and their cycloadditions also proceeded at room temperature to give 1,4-epoxyisohydroindolines **16** which were derived from an *endo* transition state pathway. The resin was cleaved with TFA-DCM.

The synthesis of highly substituted rigid tricyclic nitrogen heterocycles via a tandem four-component condensation (the Ugi reaction)/intramolecular Diels–Alder reaction was investigated in both solution and solid phase [24]. The Ugi reaction in MeOH (Scheme 4.2) involves the condensation of furylaldehydes **17**, benzylamine **18**, benzyl isocyanide **19** and maleic or fumaric acid derivatives **20**, and provides the triene **21** which immediately undergoes an intramolecular Diels–Alder reaction, affording the cycloadduct **22** in a diastereoisomeric mixture with high yield.

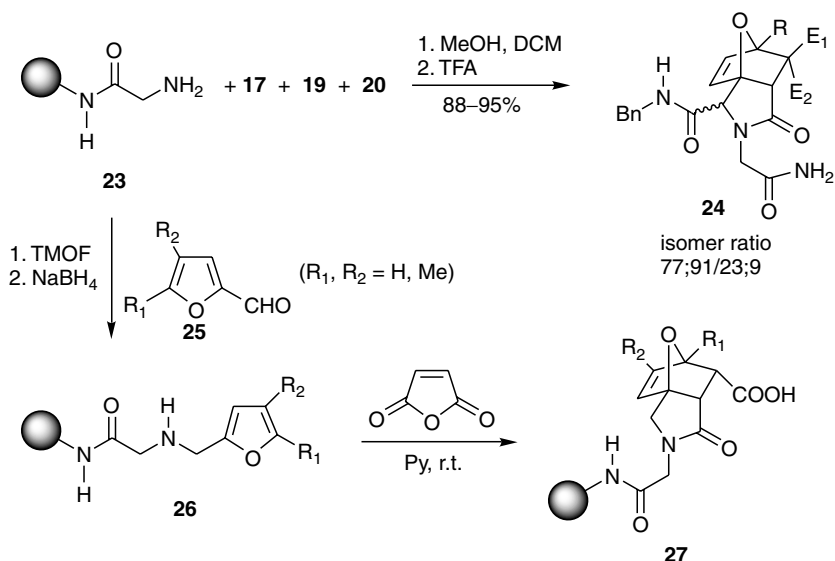


Scheme 4.1



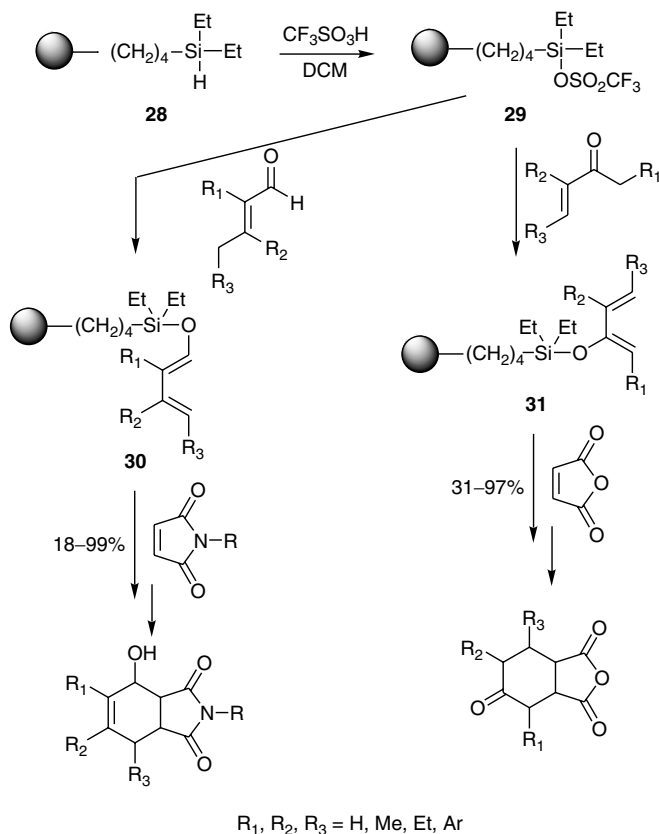
Scheme 4.2

The solid-phase synthesis carried out on acid labile Argo Gel-Rink resin, by using the resin-bound amine **23**, gives cycloadducts **24** with similar results [24] (Scheme 4.3). Another efficient approach to these tricyclic nitrogen heterocycles consists of treating the immobilized amine **23** with excess of furylaldehydes **25** in trimethyl orthoformate [25] (TMOF). Reduction of the resulting imine with  $\text{NaBH}_4$  furnishes the furylamines **26** which, in the presence of maleic anhydride, gives the cycloadduct **27** via an initial N-acylation followed by an intramolecular Diels–Alder reaction. The resin-bound carboxylic acid **27** was used as a key intermediate for preparing a number of derivatives.



Scheme 4.3

A novel and versatile method for preparing polymer-supported reactive dienes was recently developed by Smith [26]. PS-DES (polystyrene diethylsilane) resin **28** treated with trifluoromethanesulfonic acid was converted to a polymer-supported silyl triflate **29** and then functionalized with enolizable  $\alpha,\beta$ -unsaturated aldehydes and ketones to form silyoxydienes **30** and **31** (Scheme 4.4). These reactive dienes were then trapped with dienophiles and the Diels–Alder adducts were electrophilically cleaved with a solution of TFA.

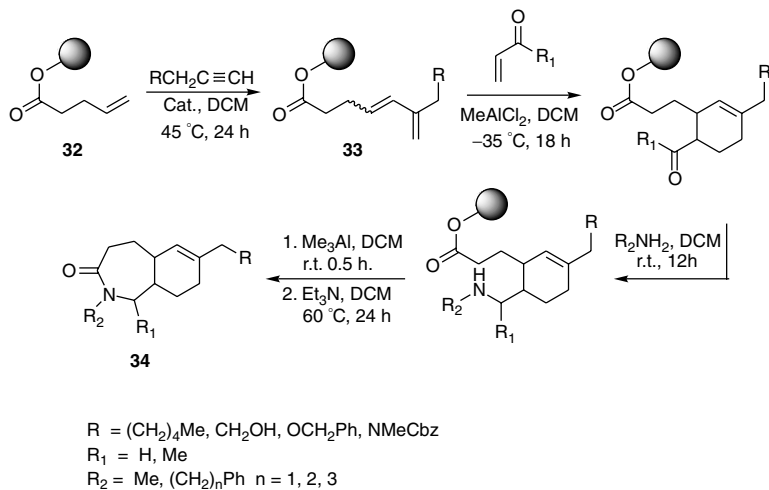


Scheme 4.4

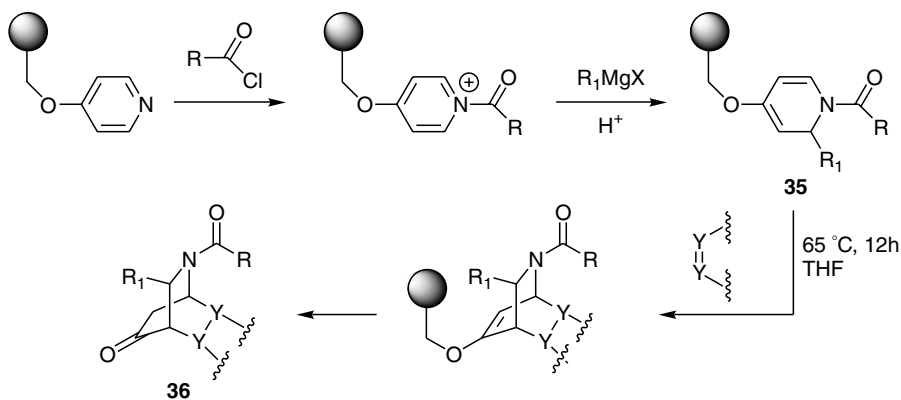
A cross-coupling reactions of terminal alkynes with terminal alkenes **32** supported on Merrifield-resin (Scheme 4.5) in the presence of Grubs' ruthenium initiator [Cl<sub>2</sub>(PCy<sub>3</sub>)<sub>2</sub>Ru = CHPh] provided efficient access to supported 1,3-dienes **33** which were transformed into octahydrobenzazepinones **34** via MeAlCl<sub>2</sub> catalyzed Diels–Alder reaction [27].

To generate molecular libraries, a series of 5-oxo-2-azabicyclo[2.2.2]octane and triaza analogs were prepared via a stereospecific Diels–Alder reaction by reacting Wang-resin-bound diene **35** with a variety of dienophiles [28]. After removing the solid support with a strong acid, adducts **36** were isolated; examples of reactions that have furnished the best yields are reported in Scheme 4.6.





Scheme 4.5



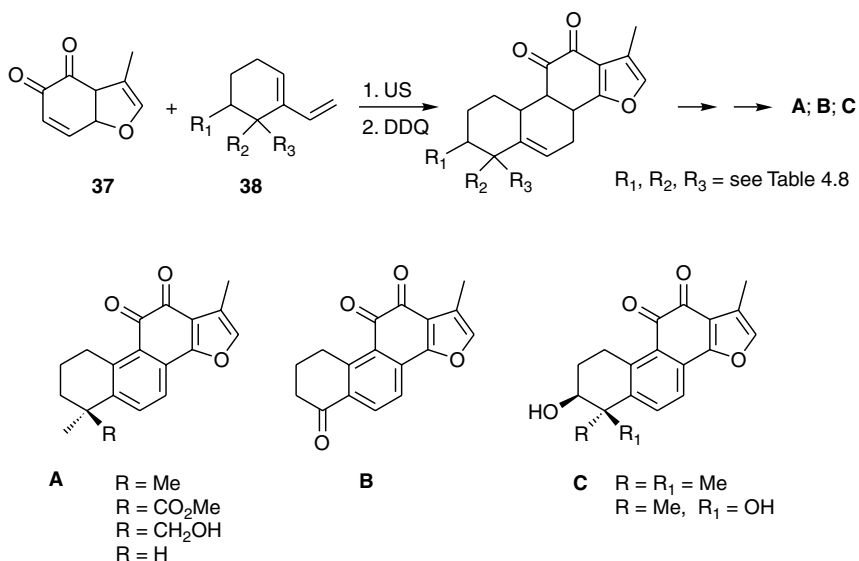
R	R <sub>1</sub>	Dienophile	Yield (%)
<i>p</i> -Me-C <sub>6</sub> H <sub>4</sub>	<i>p</i> -Me-C <sub>6</sub> H <sub>4</sub>	NPM <sup>a</sup>	52
<i>m</i> -MeO-C <sub>6</sub> H <sub>4</sub>	<i>p</i> -Me-C <sub>6</sub> H <sub>4</sub>	NPM <sup>a</sup>	61
<i>p</i> -Me-C <sub>6</sub> H <sub>4</sub>	<i>p</i> -Me-C <sub>6</sub> H <sub>4</sub>	(EtOCON=) <sub>2</sub>	83

<sup>a</sup> NPM = N-phenylmaleimide.

Scheme 4.6

## 4.2 ULTRASOUND-ASSISTED DIELS–ALDER REACTION

The use of ultrasonic (US) radiation (typical range 20 to 850 kHz) to accelerate Diels–Alder reactions is undergoing continuous expansion. There is a parallelism between the ultrasonic and high pressure-assisted reactions. Ultrasonic radiations induce cavitation, that is, the formation and the collapse of microbubbles inside the liquid phase which is accompanied by the local generation of high temperature and high pressure [29]. Snyder and coworkers [30] published the first ultrasound-assisted Diels–Alder reactions that involved the cycloadditions of *o*-quinone **37** with appropriate dienes **38** to synthesize abietanoid diterpenes **A–C** (Scheme 4.7) isolated from the traditional Chinese medicine, Dan Shen, prepared from the roots of *Salvia miltiorrhiza* Bunge.



Scheme 4.7

The thermal instability of **37** reduces its applicability with poorly reactive dienes such as vinylcyclohexene and its derivatives **38**, unless high pressure (HP) is employed. Ultrasound is not only effective in promoting the cycloaddition of **37** with **38**, but sometimes also improves the regioselectivity. Some data are illustrated in Table 4.8 and compared with cycloadditions in refluxing benzene and under high pressure. The reactions of **37** with reactive dienes such as cyclopentadiene and 1-(trimethylsiloxy)-1,3-butadiene give a good yield of type **D** adducts under mild conditions, while with less reactive dienes, such as isoprene and butadiene, poor results are obtained.

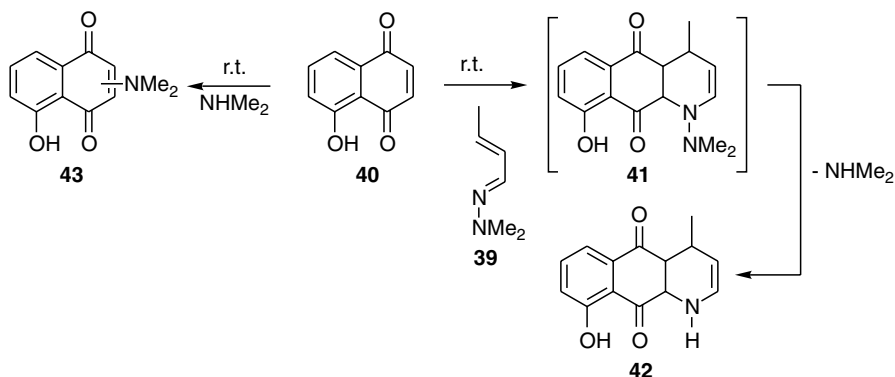
Ultrasound irradiation is particularly beneficial for Diels–Alder reactions of unactivated azadienes because the reaction can be carried out under mild conditions.

**Table 4.8** *o*-Quinone ultrasound-assisted Diels–Alder reactions

	R <sub>1</sub>	R <sub>2</sub>	R <sub>3</sub>	Yield (%)			D/E		
				PhH <sup>a</sup>	HP <sup>b</sup>	US <sup>c</sup>	PhH	HP	US
1	H	H	H	45	67	65	2	6	3.5
2	H	H	Me	11		56	10		20
3	H	H	SiMe <sub>3</sub>	18	62	57	0.3	0.3	0.2
4	H	Me	Me	53		76	1.2		3.3
5	H	O-COPh	CO <sub>2</sub> Me			76 <sup>d</sup>			2.5 <sup>e</sup>
6	H	O-CMe <sub>2</sub> OCH <sub>2</sub>				72 <sup>f</sup>			4 <sup>f</sup>
7	H	O-(CH <sub>2</sub> ) <sub>2</sub> -O		18	75	65	1	2.5	8
8	H	CO <sub>2</sub> Me	Me			66			8
9	H	OSMDTB	Me			71 <sup>g</sup>			12 <sup>g</sup>
10	O-CH <sub>2</sub> -O		Me	15	73	66	1	7	5
11	OSMDTB	Me	Me			73 <sup>h</sup>			30 <sup>h</sup>

<sup>a</sup> Reflux, 6–12 h;<sup>b</sup> 10–11 kbar, 0.75–2 h;<sup>c</sup> Neat, 45 °C, 2 h;<sup>d</sup> At 8 °C;<sup>e</sup> In MeOH, 0 °C, 8 h, yield 50%, A/B = 5.5;<sup>f</sup> At 25 °C; in MeOH, 3 h, yield 59 %, A/B = 10;<sup>g</sup> In MeOH, 45 °C, 1.5 h; <sup>h</sup>: In MeOH, 35 °C, 1 h

The Diels–Alder reaction between 1-dimethylamino-4-methyl-1-azadiene **39** and 5-hydroxynaphthoquinone **40** was investigated by Luche, Jenner and co-workers [31] in order to obtain some functionalized derivatives of naturally occurring 4-methylated-1-azaanthraquinones. The reactions were performed under sonochemical, thermal and HP conditions in solution and neat conditions. Some results are illustrated in Scheme 4.8. The primary adduct **41** was not isolated due to a rapid elimination of dimethylamine, and the adduct **42** was obtained as a single regioisomer. Ultrasonic irradiation in PhMe accelerated the Diels–Alder reaction but produced 30% aminoquinones **43** which is the result of an addition-oxidation of dimethylamine to **40**. Unlike in the Diels–Alder reactions of *o*-quinone **37** with vinylcyclohexenes **38**, methanol and neat reaction conditions were not a good reaction medium for this sonochemical cycloaddition. The study was enlarged to include azaanthraquinones as dienophiles.



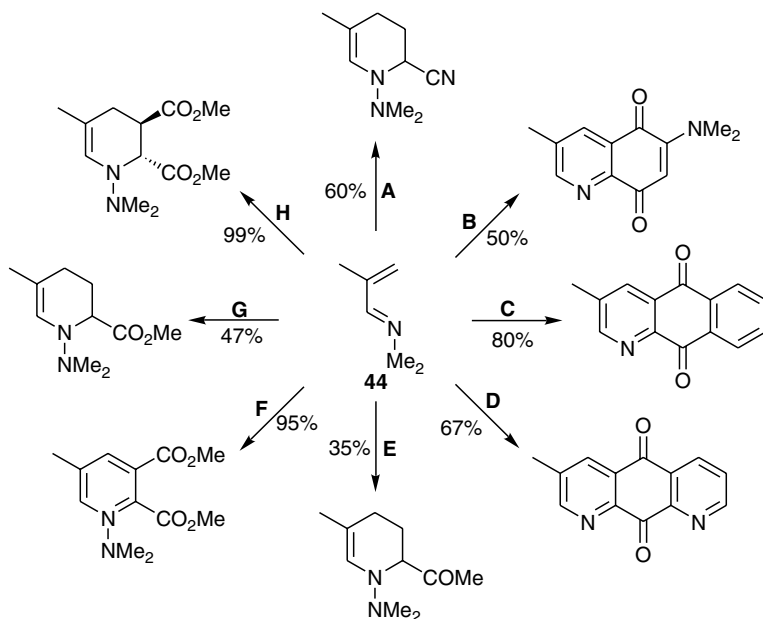
Medium	Conditions	<i>t</i> (h)	<b>42</b> (%)	<b>43</b> (%)
PhMe	US	6	52	30
PhMe	—	24	48	traces
PhMe	HP	6	48	traces
MeOH	US	6	14	traces
MeOH	—	6	15	traces
Neat	US	6	15	traces
Neat	—	6	14	traces

Scheme 4.8

Spanish researchers [32] also noted a considerable improvement upon sonication of Diels–Alder reactions of 1-dimethylamino-3-methyl-1-azadiene **44** with a variety of electron-deficient dienophiles by using diene as solvent or in acetonitrile (Scheme 4.9). Ultrasound irradiation which allows mild reaction conditions gave good to excellent yields.

The sonochemical effect, the importance of solvent and the mechanism of US-assisted Diels–Alder reaction were recently critically investigated [33–35].

Caulier and Reisse [33] studied the influence of US on the yield and diastereoselectivity of the reaction between cyclopentadiene and methyl vinyl ketone in various organic solvents. Yield and *endo/exo* diastereoselectivity increased with US in halogenated solvents (CHCl<sub>3</sub>, CH<sub>2</sub>Cl<sub>2</sub>, CH<sub>2</sub>Br<sub>2</sub>) whereas they were not affected in non-halogenated solvents (CH<sub>3</sub>OH, PhMe). The authors give evidence that the cycloaddition is not affected by US, but US promotes the *in situ* generation of hydrogen halide which acts as catalyst. The observed sonochemical effect would be indirect and this would also occur in other cases described in the literature [36]. In many cases the US acts by mechanical effects (the same result could be obtained by very efficient stirring) or by generating radicals or molecules that act as catalysts.



**A** = Acrylonitrile; **B** = Benzoquinone; **C** = Naphthoquinone; **D** = 5,8-Quinolinequinone;  
**E** = Methyl vinyl ketone; **F** = Dimethyl acetylene dicarboxylate; **G** = Methyl acrylate;  
**H** = Dimethyl fumarate

**Scheme 4.9**

Luche and coworkers [34] investigated the mechanistic aspects of Diels–Alder reactions of anthracene with either 1,4-benzoquinone or maleic anhydride. The cycloaddition of anthracene with maleic anhydride in DCM is slow under US irradiation in the presence or absence of 5% tris (*p*-bromophenyl) aminium hexachloroantimonate (the classical Bauld mono-electronic oxidant, TBPA), whereas the Diels–Alder reaction of 1,4-benzoquinone with anthracene in DCM under US irradiation at 80 °C is slow in the absence of 5% TBPA but proceeds very quickly and with high yield at 25 °C in the presence of TBPA. This last cycloaddition is also strongly accelerated when carried out under stirring solely at 0 °C with 1% FeCl<sub>3</sub>. The US-promoted Diels–Alder reaction in the presence of TBPA has been justified by hypothesizing a mechanism via radical-cation of diene, which is operative if the electronic affinity of dienophile is not too weak.

The mechanism of cycloaddition reaction of maleic anhydride with anthracene promoted by US irradiation has been the subject of many controversies [32, 37]. Recent work of Da Cunha and Garrigues [35] shows that the reaction proceeds in toluene solution in the 60–85 °C temperature range in 6–3 h,

respectively, with high yields (80–88%) under US irradiation, and that the presence of TBPA does not affect the course of the reaction. Based on these findings the mechanism is postulated to be concerted, excluding any electronic effect.

### 4.3 MICROWAVE-ASSISTED DIELS–ALDER REACTION

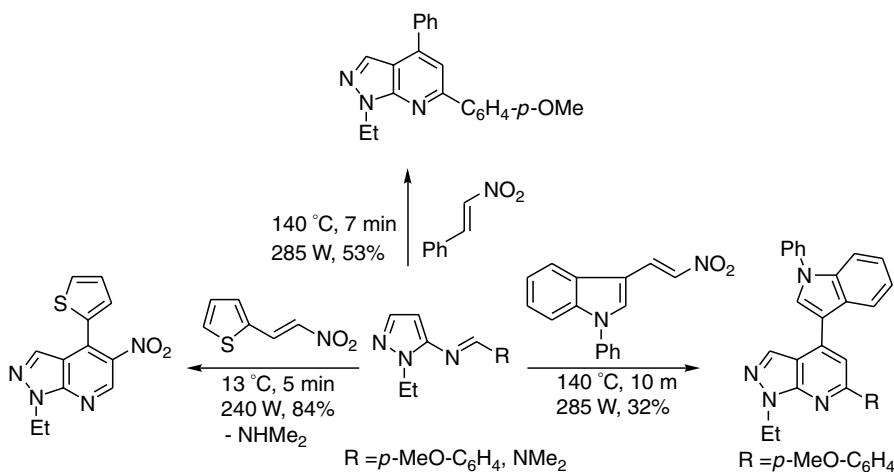
Microwave-assisted Diels–Alder reactions have been performed in solvents [38, 39], in free solvent conditions [38c, 40], in solid phase [39, 41] and in the presence of Lewis acids [38c]. Sometimes some of these reaction conditions were combined.

French researchers [38c] have investigated the *hetero*-Diels–Alder reaction of methylglyoxylate and glyoxal monoacetal with 2-methyl-1,3-pentadiene in a microwave oven under various reaction conditions (Table 4.9). The microwave (MW) irradiation does not affect the diastereoisomeric ratio of adducts (*trans/cis* = 70:30) but dramatically reduces the reaction time. The glyoxal monoacetal, for instance, gives 82% adducts after 5 minutes when submitted to irradiation with an incident power (IP) of 600 W in PhH and in the presence of ZnCl<sub>2</sub> (Table 4.9, entry 1), while no reaction occurs if carried out for 4 h at 140 °C in sole PhH. Similarly, methylglyoxylate in water at 140 °C gives 82% adducts after 3 h, whereas microwave irradiation reduces the reaction time to 8 minutes (Table 4.9, entry 5).

**Table 4.9** Diels–Alder reactions of glyoxal derivatives promoted by microwaves under different experimental conditions

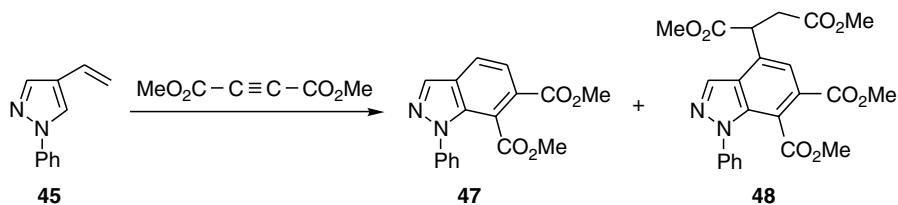
Entry	R	Solvent	Cat.	MW (IP.W)	<i>t</i> (min)	Yield (%)
1	CH(OMe) <sub>2</sub>	PhH	ZnCl <sub>2</sub>	600	5	82
2	CH(OMe) <sub>2</sub>	H <sub>2</sub> O		600	15	76
3	CH(OMe) <sub>2</sub>	neat		600	15	54
4	CO <sub>2</sub> Me	neat		72	10	96
5	CO <sub>2</sub> Me	H <sub>2</sub> O		72	8	80

A great acceleration was also observed in the cycloadditions of alkylidene derivatives of 5-iminopyrazoles with nitroalkenes, as electron-poor dienophiles, under MW-irradiation in solvent-free conditions [40c]. Some results are illustrated in Scheme 4.10. All the reactions took place with loss of  $\text{HNO}_2$  and/or  $\text{NHMe}_2$  after the cycloaddition, inducing aromatization of the final product.

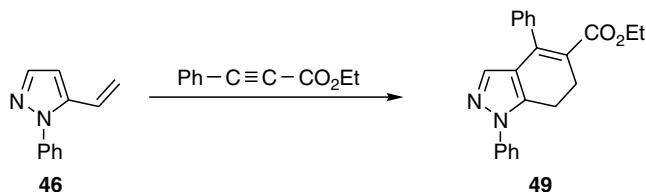


**Scheme 4.10**

Diels–Alder reactions of vinylpyrazoles **45** and **46** only occur with highly reactive dienophiles under severe conditions (8–10 atm, 120–140 °C, several days). MW irradiation in solvent-free conditions also has a beneficial effect [40b] on the reaction time (Scheme 4.11). The indazole **48**, present in large amounts in the cycloaddition of **45** with dimethylacetylenedicarboxylate, is the result of an ene reaction of primary Diels–Alder adduct with a second molecule of dienophile followed by two [1,3]-sigmatropic hydrogen shifts [42]. The MW-assisted cycloaddition of **46** with the poorly reactive dienophile ethylphenylpropiolate (Scheme 4.11) is significant; under the classical thermal reaction conditions (140 °C, 6 d) only polymerization or decomposition products were detected.



Reaction conditions	Products (Yield %)
1. DCM, 150 °C, 8–10 atm	<b>47</b> + <b>48</b> (18 %)
2. MW, 780 W, 130 °C, 6 min	<b>47</b> (10 %) + <b>48</b> (62%)



Reaction conditions	Product (Yield %)
1. 140 °C, 6 d	0
2. MW, 180 W, 180 °C, 15 min	19

Scheme 4.11

The Diels–Alder reaction of anthracene and maleic anhydride gives 90% adduct in refluxing dioxane for 60 h [43]. MW irradiation of free-solvent reaction in a commercial microwave oven (2450 MHz) gives the same yield, but the reaction time is reduced to 3 minutes [40a]. The free-solvent reaction was also investigated by using graphite powder as support [39a]: a continuous MW irradiation with an IP of 120 W during 1 minute gave traces of adduct, but with 30 W and a sequential irradiation (irradiation with ‘battlements’), the adduct was isolated with 75% yield. This and other MW-assisted Diels–Alder reactions supported on graphite are illustrated in Table 4.10. Graphite is responsible for a high-temperature gradient leading to increased reaction rates when compared with conventional procedures which use a solvent. The same process was applied to cycloadditions involving carbonyl derivatives as dienophiles and 2,3-dimethyl-1,3-butadiene as diene [39b] (Scheme 4.12). The cycloadditions were

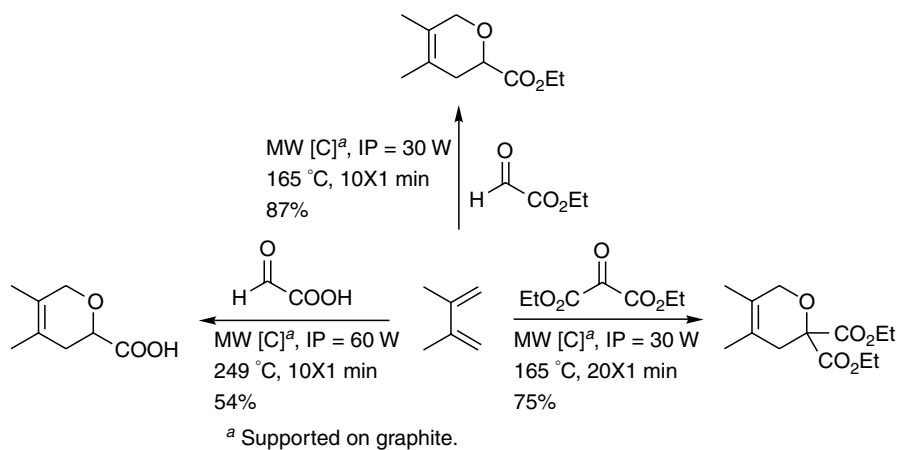


**Table 4.10** Microwave-assisted Diels–Alder reactions supported on graphite

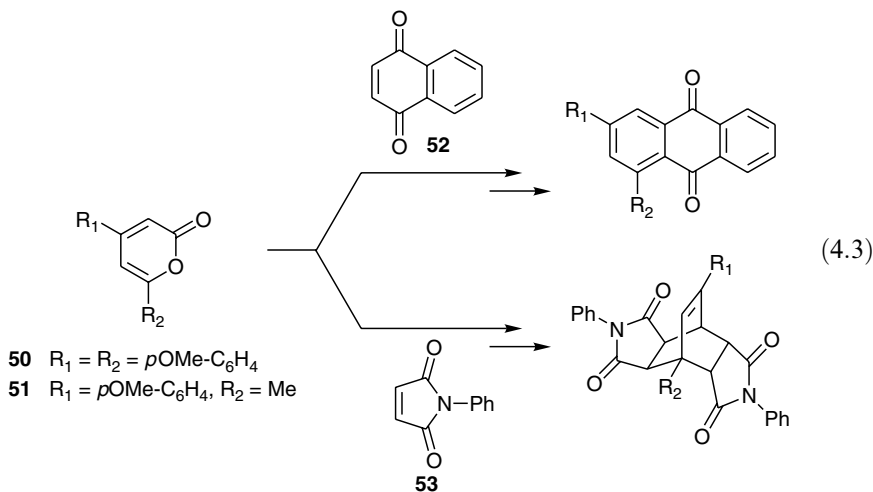
Reagents	$T_{\max}$ ( $^{\circ}\text{C}$ )	$t$ (min)	MW (IP)	Yield (%)
A <sup>a</sup> + DEF <sup>b</sup>	370	1	120	92
A + MA <sup>c</sup>	155	1 × 3	30	75
A + DAD <sup>d</sup>	130	1 × 3	30	97
<b>44</b> + DAD	<i>e</i>	1 × 10	30	50

<sup>a</sup> Anthracene;<sup>b</sup> Diethylfumarate;<sup>c</sup> Maleic anhydride;<sup>d</sup> Dimethyl acetylenedicarboxylate;<sup>e</sup> Not indicated

dramatically accelerated with respect to conventional heating conditions, and the absorption of the reagents on graphite allowed the reactions to be carried out in an open reactor.

**Scheme 4.12**

A broad study on the MW-assisted Diels–Alder reactions of 2H-pyran-2-ones **50** and **51** with 1,4-naphthoquinone **52** and N-phenylmaleimide **53** (Equations 4.3) supported on silica-gel, K-10 montmorillonite, fitrol and alumina was carried out by Samant and colleagues [41].



The results of reactions with and without MW irradiation are reported in Table 4.11. The reaction yields are comparable, but the reaction times of the irradiated reactions are considerably reduced. The alumina does not give acceptable results. The same reactions were carried out in nitrobenzene as solvent and under free-solvent conditions with and without MW irradiation. The results are reported in Table 4.12. In this case too, the only significant difference is the reaction time, so that the authors [41] concluded that MW-promoted reactions proceed like the thermal reactions except for a much higher reaction rate.

**Table 4.11** Diels–Alder reactions of **50** and **51** with **52** and **53** in the presence of a solid support

Reagents	Support	MW <sup>a</sup> (Yield %)	NO-MW <sup>b</sup> (Yield %)
<b>50</b> + <b>52</b>	SiO <sub>2</sub>	73	70 <sup>c</sup>
<b>51</b> + <b>52</b>	SiO <sub>2</sub>	68	76 <sup>c</sup>
<b>50</b> + <b>53</b>	SiO <sub>2</sub>	68	68 <sup>c</sup>
<b>51</b> + <b>53</b>	SiO <sub>2</sub>	68	70 <sup>c</sup>
<b>50</b> + <b>52</b>	K-10	65	66 <sup>d</sup>
<b>51</b> + <b>52</b>	K-10	66	69 <sup>d</sup>
<b>50</b> + <b>53</b>	K-10	67	66 <sup>d</sup>
<b>51</b> + <b>53</b>	K-10	68	68 <sup>d</sup>
<b>50</b> + <b>52</b>	Fitrol	69	67 <sup>c</sup>
<b>51</b> + <b>52</b>	Fitrol	70	69 <sup>c</sup>
<b>50</b> + <b>53</b>	Fitrol	72	68 <sup>c</sup>
<b>51</b> + <b>53</b>	Fitrol	73	69 <sup>c</sup>

<sup>a</sup> With MW, 4 min, HPL 80% power level;

<sup>b</sup> Without MW, 4 h;

<sup>c</sup> At 120 °C;

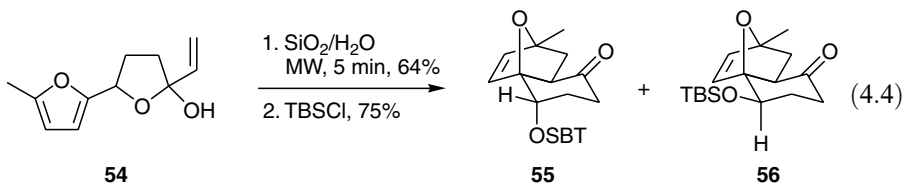
<sup>d</sup> At 140 °C

**Table 4.12** Diels–Alder reactions of **50** and **51** with **52** and **53** under various conditions

Reagents	Free solvent Yield (%)		Nitrobenzene Yield (%)	
	MW <sup>a</sup>	NO-MW <sup>b</sup>	MW <sup>a</sup>	NO-MW <sup>b</sup>
<b>50</b> + <b>52</b>	53	48	76	82
<b>51</b> + <b>52</b>	51	69	74	74
<b>50</b> + <b>53</b>	49	55	71	65
<b>51</b> + <b>53</b>	50	58	70	61

<sup>a</sup> With MW, 4 min, HPL 80% power level;<sup>b</sup> Without MW, 4 h, 210 °C

An example of intramolecular MW-assisted Diels–Alder reaction is illustrated in Equation 4.4.



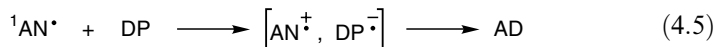
The hemiacetal **54** adsorbed on water-saturated silica gel gives, by MW irradiation, a 1:1 mixture of cycloadducts isolated as silyl derivatives **55** and **56**. The water is probably necessary for the success of the reaction because (i) it is an efficient generator of heat in the MW process, (ii) it accelerates the cycloaddition by hydrophobic effect, and (iii) it facilitates the hemiacetal–hydroxyketone equilibrium which furnishes the dienophile moiety for the cycloaddition [42].

#### 4.4 PHOTO-INDUCED DIELS–ALDER REACTION

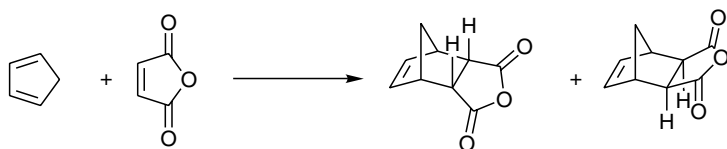
Photo-induced Diels–Alder reaction occurs either by direct photo activation of a diene or dienophile or by irradiation of a photosensitizer (Rose Bengal, Methylene Blue, hematoporphyrin, tetraphenylporphyrin) that interacts with diene or dienophile. These processes produce an electronically excited reagent (energy transfer) or a radical cation (electron transfer) or a radical (hydrogen abstraction) that is subsequently trapped by the other reagent.

The single-electron transfer from one excited component to the other component acceptor, as the critical step prior to cycloaddition of photo-induced Diels–Alder reactions, has been demonstrated [43] for the reaction of anthracene with maleic anhydride and various maleimides carried out in chloroform under irradiation by a medium-pressure mercury lamp (500 W). The (singlet) excited anthracene (<sup>1</sup>AN<sup>\*</sup>), generated by the actinic light, is quenched by dienophile

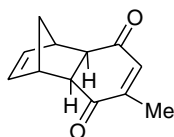
(DP) and leads (Equation 4.5) to the formation of an anthracene cation radical as a result of the single-electron transfer process. The resulting ion-radical pair  $[AN^{\bullet+}, DP^{\bullet-}]$  is the critical intermediate that subsequently evolves to cycloadduct (AD).



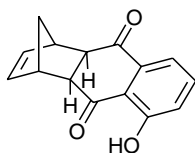
The thermal reaction of cyclopentadiene (**1**) with maleic anhydride gives 98% kinetically favoured *endo* adduct, unless the mixture is heated for a long time [44]. Under photolysis conditions and in the presence of triethylamine in dry ethanol, a reversed selectivity was found [45] (Scheme 4.13).



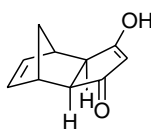
Conditions	<i>endo/exo</i>
Et <sub>2</sub> O, r.t., very fast	98:2
EtOH, Et <sub>3</sub> N, hv (300 nm), r.t., 6 h	2:98



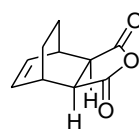
hv, Et<sub>3</sub>N (5%)  
Yield : 64%



hv, Et<sub>3</sub>N (50%)  
Yield : 81%



hv, Et<sub>3</sub>N (20%)  
Yield : 70%



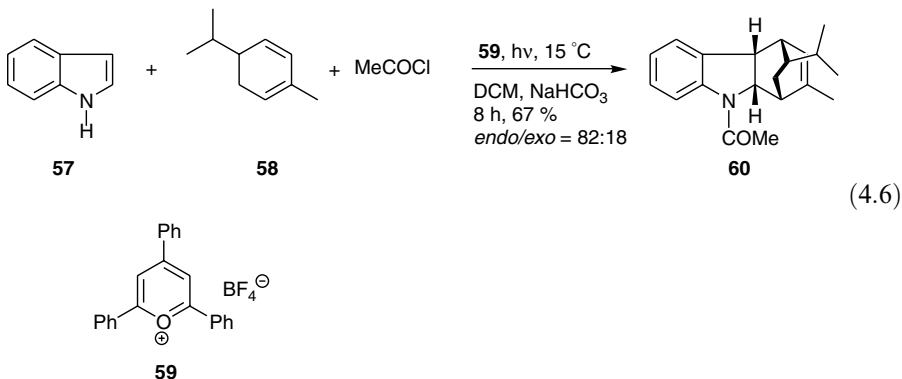
hv, Et<sub>3</sub>N (5%)  
Yield : 90%

**Scheme 4.13**

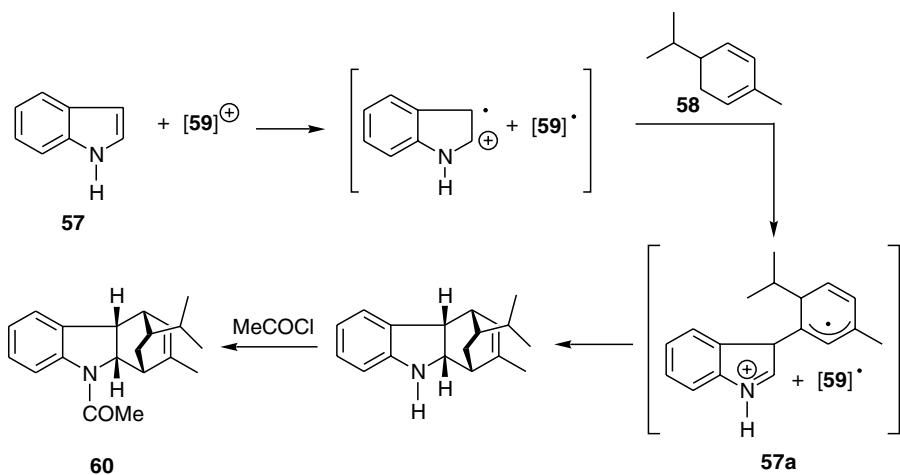
The photo-induced *exo* selectivity was observed in other classic Diels–Alder reactions. Data relating to some *exo* adducts obtained by reacting cyclopentadiene or cyclohexadiene with 2-methyl-1,4-benzoquinone, 5-hydroxynaphthoquinone, 4-cyclopentene-1,3-dione and maleic anhydride are given in Scheme 4.13. The presence and amount of Et<sub>3</sub>N plays a decisive role in reversing the *endo* selectivity. The possibility that the prevalence of *exo* adduct is due to isomerization of *endo* adduct under photolytic conditions was rejected by control experiments, at least for less reactive dienophiles.

Indole is a weak dienophile in normal Diels–Alder reactions and must be activated by electron-withdrawing substituents at C-2 and C-3. High

temperatures and long reaction times are necessary in any case. In contrast, indole gives cycloaddition with electron-rich dienes under mild conditions by a photo-induced electron transfer reaction [46]. Thus by irradiation of the indole **57**, the diene **58** and the sensitizer **59** in the presence of acetyl chloride, the cycloadduct **60** was obtained in 67% yield after 8 h (Equation 4.6).



Acetylchloride is a trapping agent that allows the reaction to go completion, transforming the product into a less oxidizable compound. The results of other reactions between indole (**57**) and substituted cyclohexa-1,3-dienes show that the photo-induced Diels–Alder reaction is almost completely regioselective. In the absence of **59** the cycloaddition did not occur; the presence of [2+2] adducts was never detected. Experimental data support the mechanism illustrated in Scheme 4.14. The intermediate **57a**, originated from bond formation between the indole cation radical and **58**, undergoes a back-electron transfer to form the adduct **60** trapped by acetyl chloride.



Scheme 4.14

The investigation was recently enlarged to include functionalized exocyclic dienes **61–63** (Figure 4.2) which are promising starting materials for the synthesis of carbazole derivatives [47]. Some significant results from the photocycloadditions with 5-substituted indoles **64** catalyzed by **59** and **65** (Figure 4.2) are reported in Table 4.13. *cis*-Bridged adducts were always obtained with high regioselectivity; with **62** and **63** a 1:1 mixture of diastereoisomers with the stereogenic centers bearing the phenyl group were obtained.

The cycloaddition of photoenol of *o*-methylbenzaldehyde **66** with 5-alkylidene-1,3-dioxane-4,6-dione derivatives **67** is an example of a photo-induced Diels–Alder reaction in which one component, the diene in this case, is generated by irradiation [48]. The yields of some cycloadducts **68**, generated by photo-irradiation of a benzene solution of **66** and **67** at room temperature, are reported in Table 4.14. The first step of the reaction is the formation of (*E*)-enol **69** and (*Z*)-enol **70** (Equation 4.7) by an intramolecular hydrogen abstraction of **66** followed by a stereo- and regioselective cycloaddition with

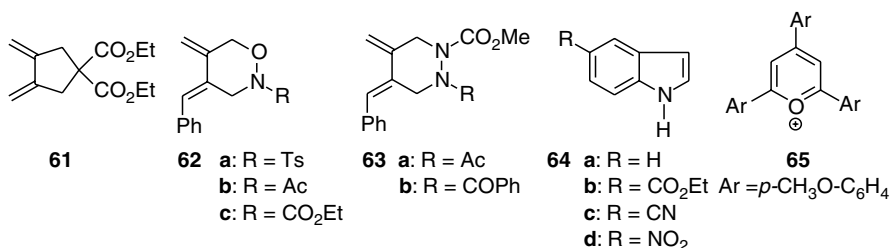
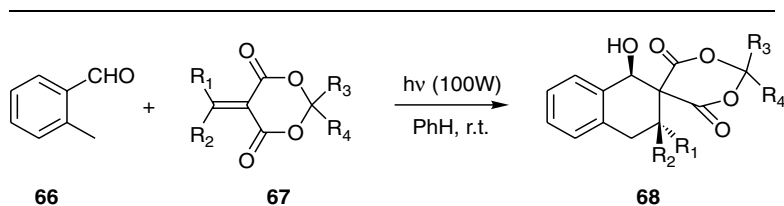


Figure 4.2

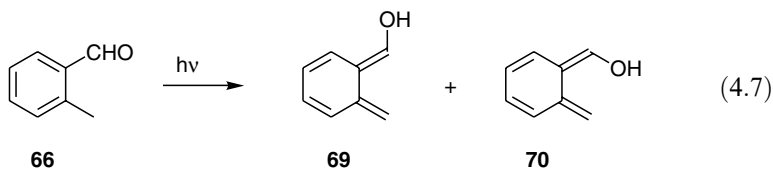
Table 4.13 Photoinduced Diels–Alder reactions of indoles **64** and dienes **61–63** with sensitizers **59** and **65**

Indole	Diene	Sensitizer	Yield (%)
<b>64b</b>	<b>61</b>	<b>59</b>	61
<b>64d</b>	<b>61</b>	<b>65</b>	80
<b>64b</b>	<b>62a</b>	<b>59</b>	50
<b>64c</b>	<b>62a</b>	<b>59</b>	61
<b>64d</b>	<b>62b</b>	<b>65</b>	63
<b>64d</b>	<b>62c</b>	<b>65</b>	60
<b>64d</b>	<b>63a</b>	<b>65</b>	58

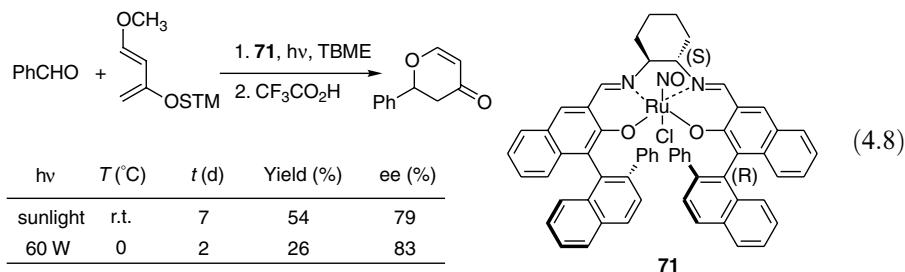
**Table 4.14** Diels–Alder reactions of photoenol of **66** with **67**


Entry	R <sub>1</sub>	R <sub>2</sub>	R <sub>3</sub>	R <sub>4</sub>	t(h)	Yield (%)
1	<i>i</i> -Pr	H	Me	Me	3	80
2	–(CH <sub>2</sub> ) <sub>5</sub> –		Me	Me	2	53
3	Cy	H	Me	Me	3	62
4	<i>i</i> -Pr	H	–(CH <sub>2</sub> ) <sub>4</sub> –		2	54
5	–(CH <sub>2</sub> ) <sub>5</sub> –		–(CH <sub>2</sub> ) <sub>4</sub> –		2	69
6	–(CH <sub>2</sub> ) <sub>5</sub> –		–(CH <sub>2</sub> ) <sub>5</sub> –		3	65

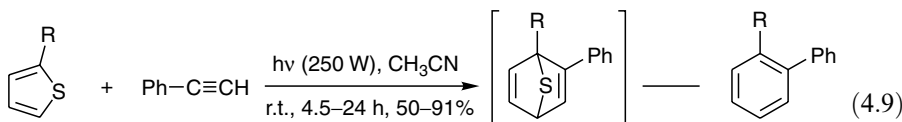
**67.** Stereochemical analysis shows that the adducts of entries 1, 3 and 6 in Table 4.14 are derived by an *exo*-approach of **69** with their respective dienophiles.



The coupling photolysis–Lewis acid is also sometimes effective in promoting a Diels–Alder reaction. Thus, cationic (R,S)-(ON)Ru-salen homochiral complex **71** catalyzed the Diels–Alder reaction between Danishefsky's diene and benzaldehyde when the reagents were exposed to direct sunlight through a window or to incandescent light in *t*-butyl methyl ether (TBME)[49] (Equation 4.8). The reaction in the dark was very slow and only 3% *ee* was detected.

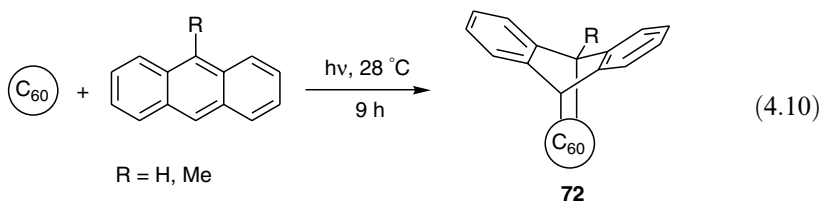


As shown above, a high regioselectivity is a characteristic of photo-induced Diels–Alder reactions. A further example is the photochemical reaction between 2-electron-withdrawing substituted thiophenes and phenylacetylene; when the reactants were irradiated in acetonitrile, *ortho*-substituted biphenyls were obtained [50] (Equation 4.9). When sensitizers were used no biphenyl adduct was observed. It was suggested that the reaction occurs via triplet excited thiophene derivative which gives a radical intermediate by reacting with phenylacetylene; this intermediate can undergo ring-closure directly to phenyl with sulfur elimination or lead to 1,4-cycloaddition adduct with successive sulfur extrusion.



R = NO<sub>2</sub>, COMe, CHO

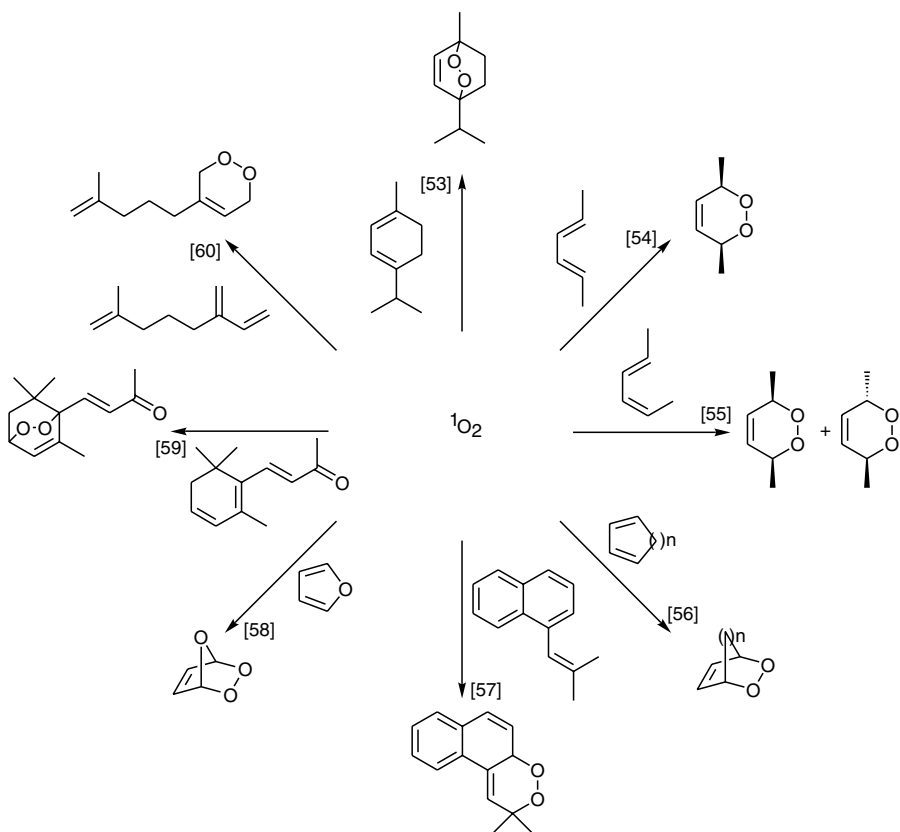
The low solubility of fullerene (C<sub>60</sub>) in common organic solvents such as THF, MeCN and DCM interferes with its functionalization, which is a key step for its synthetic applications. Solid state photochemistry is a powerful strategy for overcoming this difficulty. Thus a 1:1 mixture of C<sub>60</sub> and 9-methylanthracene (Equation 4.10, R = Me) exposed to a high-pressure mercury lamp gives the adduct **72** (R = Me) with 68% conversion [51]. No 9-methylanthracene dimers were detected. Anthracene does not react with C<sub>60</sub> under these conditions; this has been correlated to its ionization potential which is lower than that of the 9-methyl derivative. This suggests that the Diels–Alder reaction proceeds via photo-induced electron transfer from 9-methylanthracene to the triplet excited state of C<sub>60</sub>.



The photo-oxygenation of 1,3-dienes by singlet oxygen [52] gives peroxides which, especially those of an aromatic type, release oxygen upon cycloreversion and therefore are a form of chemically stored singlet excited oxygen molecules. The photooxygenation is carried out in the presence of sensitizers such as Rose



Bengal, Methylene Blue, haematoporphyrin and tetraphenylporphyrin and, generally, in organic solvents. Some examples are illustrated in Scheme 4.15. Peroxide products obtained from fatty acid precursors [61] or from cyclopentadienes [62] are of interest as pharmaceuticals or for biomedical studies; others are versatile starting materials for further transformation.



Scheme 4.15

The primary interaction of singlet oxygen, produced by energy transfer from the excited sensitizer, with the diene can give rise to an exciplet that then collapses to peroxide, to a 1,4-biradical or to a 1,4-zwitterion; alternatively, the adduct is the result of a concerted action without the involvement of an intermediate. Detailed kinetic Diels–Alder investigations of singlet oxygen and furans indicate that the reactions proceed concertedly but are asynchronous with the involvement of an exciplex as the primary reaction intermediate [63].

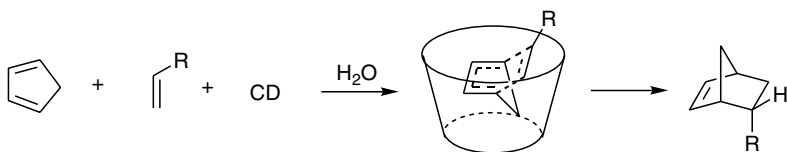
#### 4.5 DIELS–ALDER REACTION IN MOLECULAR CAVITIES

The transition state of concerted Diels–Alder reactions has stringent regio- and stereochemical requirements and can assume settled configurations if the reaction is carried out in a molecular cavity. Cyclodextrins, porphyrin derivatives and cyclophanes are the supramolecular systems that have been most investigated.

Cyclodextrins (CDs) are cyclic  $\alpha$ -1,4-linked D-(+)-glucopyranose units ( $\alpha$ -CD = six units;  $\beta$ -CD = seven units) that form inclusion complexes with a variety of hydrophobic molecules in aqueous medium [64].

The CDs serve as the reaction vessel, and the aggregation of the reagents within the cavity can enhance the reactivity and selectivity of the process. There are many examples of CD-facilitated Diels–Alder reactions [65].

The Diels–Alder reactions of cyclopentadiene with methyl vinyl ketone and acrylonitrile are accelerated when carried out in water in the presence of  $\beta$ -CD but are slower with  $\alpha$ -CD [65a] (Scheme 4.16). This is in agreement with the observation that the transition states of these cycloadditions fit into the hydrophobic cavity of  $\beta$ -CD but not in the smaller  $\alpha$ -CD cavity.



R	T(°C)	$k_{\alpha\text{-CD}}/k^a$	$k_{\beta\text{-CD}}/k^a$
COMe	20	0.6	2.5>
CN	30	0.8	9.0

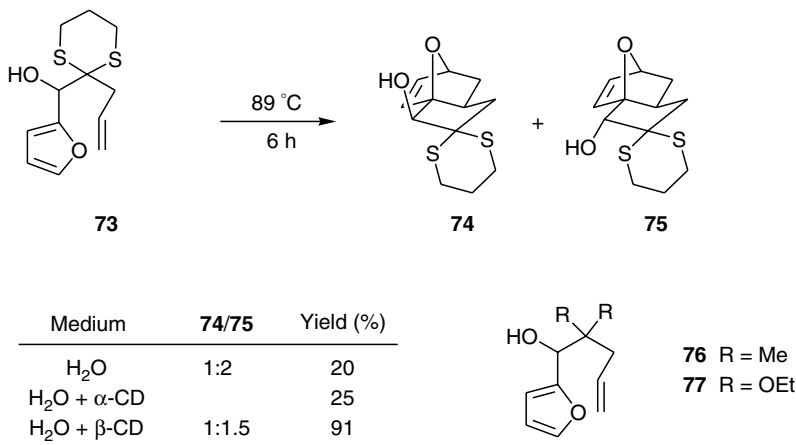
<sup>a</sup> Relative second-order rate constants of reactions performed in water in the presence and absence of CD.

**Scheme 4.16**

The importance of the relationship between the macrocycle cavity and the binding of two reagents is shown by the cycloadditions of cyclopentadiene with diethyl fumarate and ethyl acrylate in aqueous solution. The presence of  $\beta$ -CD strongly accelerates the first cycloaddition, while it slows down the reaction rate of the second, probably because the cavity favors the binding of two molecules of either diene or dienophile [65c].

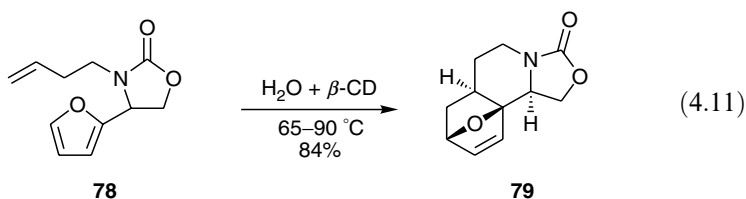
Intramolecular Diels–Alder reactions employing furan as the diene component are an effective step in the synthesis of many natural products, but difficulties are sometimes encountered due to the poor dienic character of the aromatic ring. Using CDs can help to overcome this problem. Thus, when **73** is heated in water at 89°C for only 6 h a 20% epimeric 1:2 mixture of **74** and **75** is

formed [65b] (Scheme 4.17), while in the presence of 1 eq. of  $\beta$ -CD, 91% of the adducts are obtained. No significant yield enhancement was observed when  $\alpha$ -CD was employed. The analogous compounds **76** and **77** did not show any tendency to cyclize under these conditions.

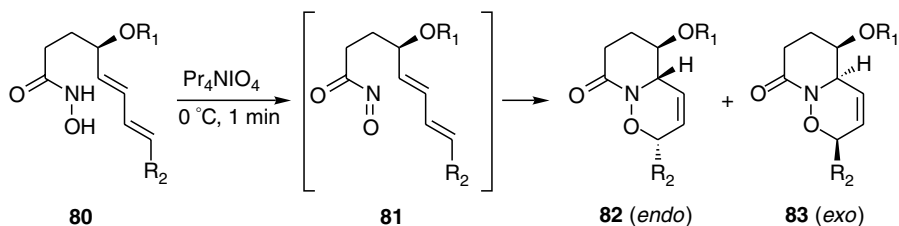


Scheme 4.17

The intramolecular Diels–Alder reaction of **78** was investigated during the synthesis of isoquinoline alkaloids [65i]. No reaction occurred when solid-phase conditions were used (Florisil in DCM and CaCl<sub>2</sub>) or when a variety of Lewis acids were employed (SnCl<sub>4</sub>, BF<sub>3</sub>, AlCl<sub>3</sub>, Ti(*i*-Pr)<sub>4</sub>-TiCl<sub>4</sub>). A 56% yield of **79** was obtained by carrying out the cycloaddition in toluene in a sealed tube at 200 °C.  $\beta$ -CD catalysis in water under milder conditions (Equation 4.11) improved the conversion to 84%.



The intramolecular *hetero*-Diels–Alder reactions of 4-O-protected acyl-nitroso compounds **81**, generated *in situ* from hydroxamic acids **80** by periodate oxidation, were investigated under various conditions in order to obtain the best *endo/exo* ratio of adducts **82** and **83** [65h] (Table 4.15). The *endo* adducts are key intermediates for the synthesis of optically active swainsonine [66a] and pumiliotoxin [66b]. The use of CDs in aqueous medium improves the reaction yield and selectivity with respect to organic solvents.

**Table 4.15** Diels–Alder reactions of acylnitroso compounds

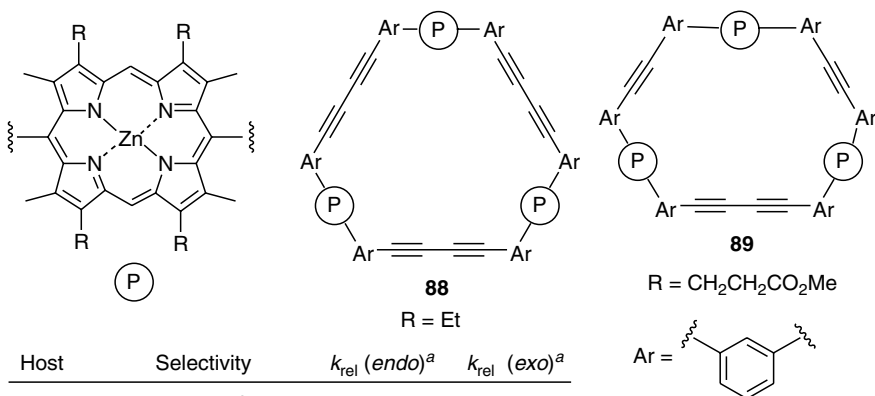
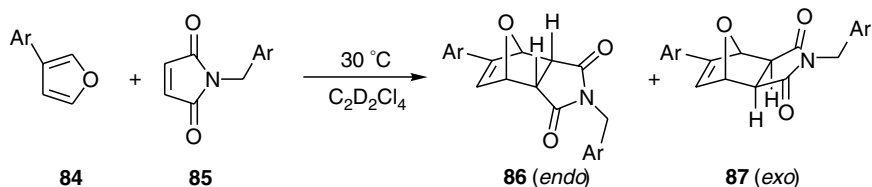
$\text{R}_1$	$\text{R}_2$	Medium	<i>endo/exo</i>	Yield (%)
Bn	H	$\text{CHCl}_3$	1.3	76
Bn	H	$\text{H}_2\text{O}$	4.1	87
Bn	H	$\text{H}_2\text{O} + \beta\text{CD}$	2.8	93
Bn	H	$\text{H}_2\text{O} + \gamma\text{CD}$	1.7	86
MOM	H	$\text{H}_2\text{O}$	4.4	93
MOM	H	$\text{H}_2\text{O} + \beta\text{CD}$	3.1	91
MOM	H	$\text{H}_2\text{O} + \gamma\text{CD}$	3.4	74
Bn	$\text{Et}^a$	$\text{H}_2\text{O-DMSO}$	4.2	77
Bn	Et	$\text{H}_2\text{O-DMSO}^b + \alpha\text{CD}$	4.1	80
Bn	Et	$\text{H}_2\text{O-DMSO}^b + \beta\text{CD}$	2.7	75

<sup>a</sup> Oxidation with  $\text{NaIO}_4$

<sup>b</sup>  $\text{H}_2\text{O-DMSO} = 5 : 1$ .

As an approach to biomimetic catalysis, Sanders and colleagues [67] synthesized a series of 1,1,2-linked cyclic porphyrin trimers that allow the stereo- and regiochemistry of the Diels–Alder reaction of **84** and **85** within the molecular cavity to be controlled, thereby producing prevalently or exclusively the *endo* **86** or the *exo* **87** adduct. Two examples are illustrated in Scheme 4.18. At  $30\text{ }^\circ\text{C}$  and in the absence of **88**, the reaction furnishes a mixture of diastereoisomers, while the addition of one equivalent of trimer **88** accelerates the reaction 1000-fold and the thermodynamically more stable *exo* adduct **87** is the sole detectable product.

In contrast, the trimer **89** with ethyne and butadiyne links stabilizes the thermodynamically disfavored *endo* transition state, and the *endo* adduct **86** is rapidly and almost exclusively formed.

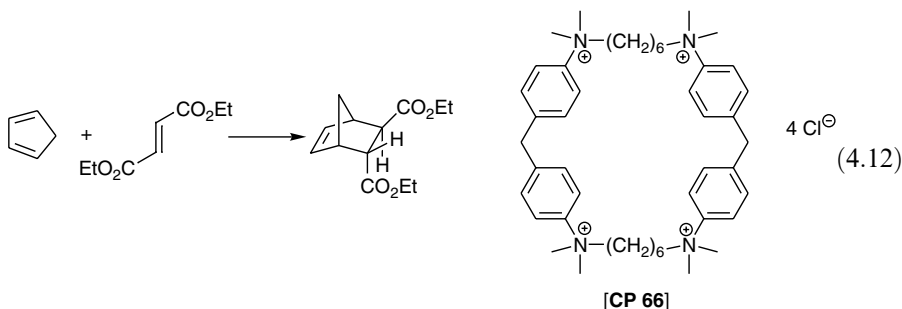


Host	Selectivity	$k_{\text{rel}}(\text{endo})^a$	$k_{\text{rel}}(\text{exo})^a$
none	exo + endo		
<b>88</b>	exo		1000
<b>89</b>	endo	500	

<sup>a</sup>Relative to rates in the absence of host at 30 °C.

**Scheme 4.18**

An example of a cyclophane-type cavity is the azacyclophane CP66 supra-molecular system which provides a lipophilic cavity with an internal width of approximately 6.5 Å, as well as positive charges which accelerate and increase the selectivity of the process. The Diels–Alder reaction of cyclopentadiene with diethylfumarate at 20 °C in 10% and 50% dioxane–water is accelerated by the presence of CP66 by 2.9 and 1.5 times, respectively [65c] (Equation 4.12).



## 4.6 MICELLE-PROMOTED DIELS–ALDER REACTION

Micellar medium has received great attention because it solubilizes, concentrates and orientates the reactants within the micelle core and in this way accelerates the reaction and favors the regio- and stereoselectivity of the process [68]. In addition the micellar medium is cheap, can be reused, is more versatile than cyclodextrins and more robust than enzymes. With regard to Diels–Alder reactions, we may distinguish between (i) those in which one or both reagents are surfactants which make up the micellar medium, and (ii) those that are carried out in a micellar medium prepared by a suitable surfactant.

### 4.6.1 Diels–Alder Reactions of Surfactant Reagents

One of the first examples of Diels–Alder reactions of surfactant reagents was reported by Keana [69].

The surfactant dienes **90** and **91** (Figure 4.3), analogs to commercially available sodium dodecyl sulfate (SDS) and dodecyl maltoside, react rapidly with highly hydrophilic and reactive triazoline dione **92** in water at 25 °C forming, quantitatively, the corresponding adducts. The Diels–Alder reactions with less potent dienophile **93** gave, similarly, quantitative yields in 0.5 h and 3 h with **90** and **91**, respectively.

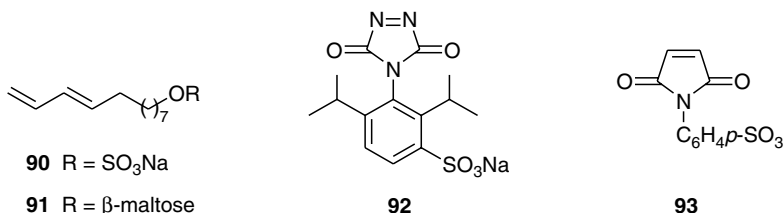
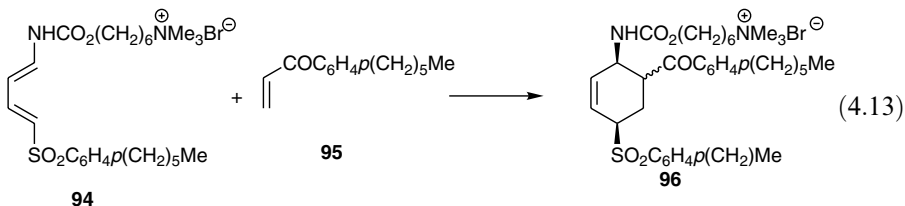
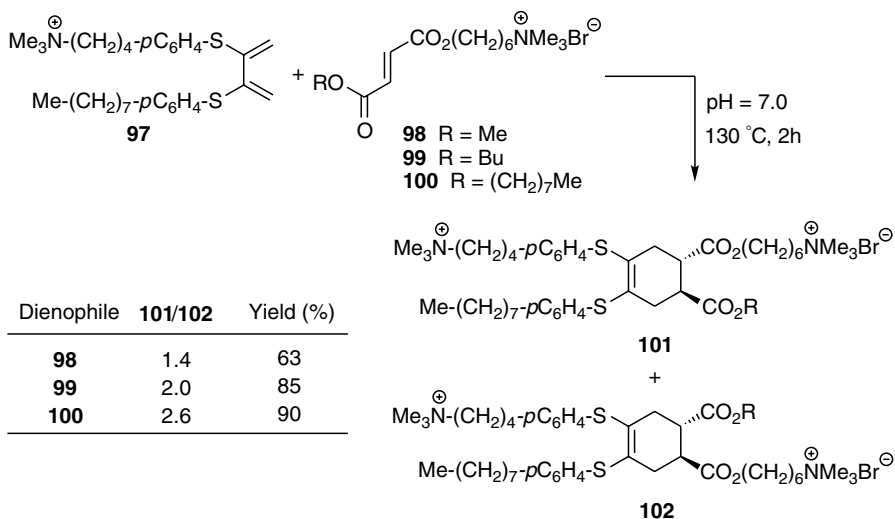


Figure 4.3

Jaeger and coworkers investigated the ability of aqueous surfactant aggregates to control the regiochemistry of Diels–Alder reaction of a surfactant 1,3-diene with a surfactant dienophile [70]. Surfactant 1,3-diene **94** reacts with dienophile **95**, giving a mixture of *endo/exo* adducts **96** whose regiochemistry is the opposite of that expected if the reagents had reacted in their preferred orientation within the mixed micelle. This demonstrates the importance of orientational effects in the aggregates [70a] (Equation 4.13).

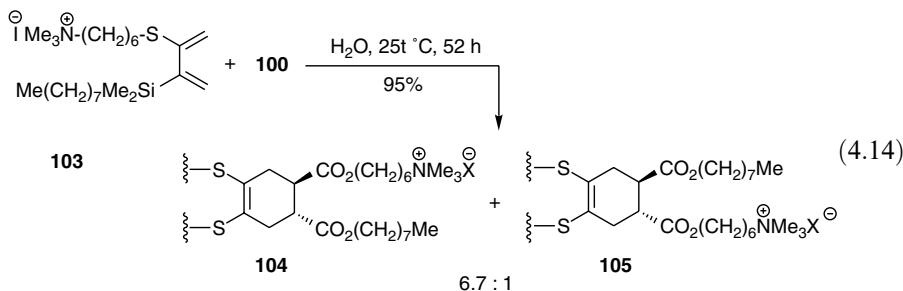


The substituents at C-2, C-3 within diene **97** and those at C-1, C-2 within dienophiles **98–100** are electronically and/or sterically equivalent with respect to diene and dienophile reaction centers, respectively, and therefore cycloaddition should not display regiochemical bias in the absence of orientational effects. The Diels–Alder reactions of **97** prepared *in situ* with **98–100** gave an excess of **101** (Scheme 4.19) [70b], which are the expected regioisomers if the reagents react in their preferred orientations within a mixed micelle with an ammonium head group at the aggregate–water interface and the remainder in the micelle interior.



Scheme 4.19

A higher regioselectivity was observed [70c] in the cycloaddition in water at 25 °C of diene surfactant **103** with **100** (Equation 4.14, **104/105** = 6.7:1) in agreement with the expectation that the organizational ability of aqueous aggregates is higher at lower temperatures.



Parallel studies on the cycloadditions of non-surfactant dienes **106** and **107** and the dienophile **108** (Figure 4.4), analogs of **97**, **103** and **98–100**, respectively, show that the regioisomer adducts were, in this case, obtained in equal amounts, supporting the idea that orientational effects in micelles promote the regioselectivity of a Diels–Alder reaction of a surfactant diene and a surfactant dienophile.

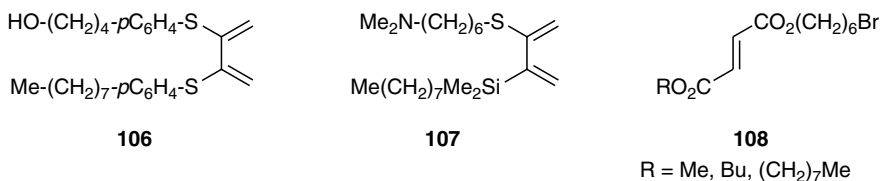


Figure 4.4

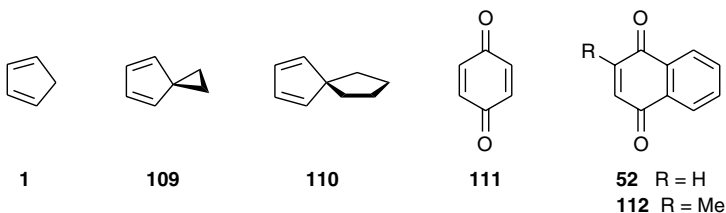
#### 4.6.2 Micellar Catalysis

There are few examples of the influence of micelles on reactivity and selectivity of Diels–Alder reactions, and the observed effects are sometimes capricious. Compared to the reaction in pure water, modest [71] and exceptional [72] accelerations and even retardations [65e, g, 73] have been observed, and little [73b, 74] and high [75] *endo/exo* diastereoselectivities were found.

The cycloadditions of cyclopentadiene **1** and its spiro-derivatives **109** and **110** with quinones **52**, **111** and **112** (Scheme 4.20), carried out in water at 30 °C in the presence of 0.5% mol. of cetyltrimethylammonium bromide (CTAB), gave the *endo* adduct in about 3 h with good yield [72b]. With respect to the thermal Diels–Alder reaction, the great reaction rate enhancement in micellar medium (Scheme 4.20) can be ascribed to the increased concentration of the reactants in the micellar pseudophase where they are also more ordered.

The catalytic activity of micelles bearing catalytically active metal counterions (Lewis acid-surfactant combined catalysts, LASCs) on Diels–Alder reactions was recently investigated [72a, 76].





Reagents	MR(Yield %) <sup>a</sup>	TR (Yield %) <sup>b</sup>
<b>109+111</b>	66	60
<b>110+111</b>	78	45
<b>1+52</b>	68	50
<b>1+112</b>	86	0
<b>109+52</b>	75	53
<b>110+52</b>	76	62

<sup>a</sup> Micellar reaction (H<sub>2</sub>O, CTAB, 30 °C, 3h).

<sup>b</sup> Thermal reaction (PhMe110 °C, 10-12h).

#### Scheme 4.20

Engberts and coworkers [72a] studied kinetically the influence of micelles of CTAB, SDS, C<sub>12</sub>E<sub>7</sub> and LASCs, such as copper and zinc didodecyl sulfate [Cu(DS)<sub>2</sub>, Zn(DS)<sub>2</sub>], on the Diels–Alder reactions of cyclopentadiene with 2-propen-1-ones **113** in aqueous medium at 25 °C. The *endo* adduct was the highly prevalent diastereoisomer. The results are reported in Table 4.16. Classic micelles (SDS, CTAB, C<sub>12</sub>E<sub>7</sub>) (Table 4.16, entries 2, 3 and 4) slow the reaction down, presumably because the dienophile probably resides primarily in the aqueous phase where the concentration of diene is reduced due to its partial solubilization by the micelles. The presence of Cu(II) ions accelerates the reaction (entries 6 and 7), but a comparison with the reaction catalyzed by Cu(NO<sub>3</sub>)<sub>2</sub> only (entry 5) once again shows that micelles of CTAB and C<sub>12</sub>E<sub>7</sub> inhibit cycloaddition. An extraordinary micellar catalysis was found when the reaction was carried out in the presence of Cu(DS)<sub>2</sub>, that is, when the diene, dienophile and copper ion bind simultaneously to the micelle. Comparing this catalytic effect of the reaction of **1** with **113a** (entry 8: 6243) to that found for the same uncatalyzed reaction in acetonitrile (Chapter 6, Table 6.5: 287), the Cu(DS)<sub>2</sub> micelles in water accelerate the reaction of **1** with **113a** by 1.8 × 10<sup>6</sup> times.

Different results were obtained by Kobayashi and colleagues [76] performing the Diels–Alder reaction of 2,3-dimethyl butadiene with N-butylmaleimide in water in the presence of various dodecyl sulfate (DS) and dodecane sulfonate (DCS) LASCs [M(DS)<sub>n</sub>; M = Sc, Cu; n = 3, 2; M(DCS)<sub>n</sub>; M = Sc, Yb, Mn, Co, Cu, Zn, Na, Ag; n = 3, 2, 1]. Unexpectedly, no acceleration was observed with respect to the reactions carried out in water only, and no catalytic effect was found also by using a bidentate dienophile which, in principle, should be able to coordinate the metal cation in the LASC system.

**Table 4.16** Micellar catalysis of Diels–Alder reactions of cyclopentadiene (**1**) with 3-(*p*-substituted phenyl)-1-(2-propen-1-one) (**113**) in water at 25 °C. Relative rate constants ( $k_{\text{rel}}$ ) to the reactions performed in sole water

**1**

**113 a:** R = NO<sub>2</sub>  
**b:** R = CH<sub>2</sub>SO<sub>3</sub>Na  
**c:** R = (CH<sub>2</sub>NMe<sub>3</sub>)Br  
**d:** R = H

(endo)

(exo)

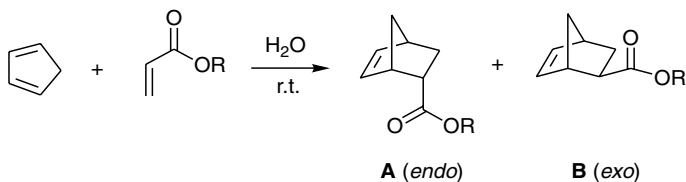
Entry	Catalyst	$k_{\text{rel}} = k_{\text{cat}}/k_{\text{H}_2\text{O}}$		
		113a	113b	113c
1	none	1	1	1
2	SDS	0.91	0.83	0.60
3	CTAB	0.90	0.16	0.82
4	C <sub>12</sub> E <sub>7</sub> <sup>a</sup>	0.83	0.93	0.84
5	Cu(NO <sub>3</sub> ) <sub>2</sub> (10 <sup>-2</sup> M)	808	793	869
6	CTAB + Cu(NO <sub>3</sub> ) <sub>2</sub> (10 <sup>-2</sup> M)	—	86	751
7	C <sub>12</sub> E <sub>7</sub> + Cu(NO <sub>3</sub> ) <sub>2</sub> (10 <sup>-2</sup> M)	—	620	698
8	Cu(DS) <sub>2</sub> (5.10 <sup>-3</sup> M) <sup>b</sup>	6243	3161	6245

<sup>a</sup> Dodecyl heptaoxyethylene ether;

<sup>b</sup> Copper didodecyl sulfate

The micellar effect on the *endo/exo* diastereoselectivity of the reaction has also been investigated. The *endo/exo* ratio of the reaction of cyclopentadiene with methyl acrylate is affected little (compared to water) by the use of SDS and CTAB [73b], while a large enhancement was observed in SDS solution when *n*-butyl acrylate was the dienophile used [74]. The ratio of *endo/exo* products in the reaction of **1** with **113c** is not affected by CTAB, SDS and C<sub>12</sub>E<sub>7</sub> [72a].

Recently Diego-Castro and Hailes [75] carried out a careful investigation on the effect of cationic surfactant CTAB and anionic surfactant SDS on the reactivity and stereoselectivity of aqueous Diels–Alder reaction between cyclopentadiene and a range of acrylate esters at room temperature. The surfactants were used at their critical micellar concentration, and the pH effect of the aqueous solution was also investigated to determine the optimum conditions for obtaining the highest diastereoselectivity. Some results are reported in Table 4.17, together with those obtained in the absence of surfactant, after reaction times of 4 h and 72 h. As the reaction time increases the *endo/exo* decreases because of the reversibility of Diels–Alder reactions that favor the more thermodynamically stable *exo* adduct. The *endo/exo* ratio decreases as the chain length of the acrylates increases. The pH of the aqueous medium also plays an

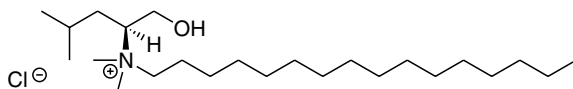
**Table 4.17** CTAB effect on the Diels–Alder reactions between cyclopentadiene and acrylate esters

R	H <sub>2</sub> O				H <sub>2</sub> O + CTAB			
	4 h		72 h		4 h		72 h	
	Yield <sup>a</sup>	A/B	Yield <sup>a</sup>	A/B	Yield <sup>a</sup>	A/B	Yield <sup>a</sup>	A/B
Me	5	9.3	89	6.6	21	18	80	6.5
Et	65	6.0	79	4.8	92	7.2	92	5.5
Me(CH <sub>2</sub> ) <sub>8</sub>	35	1.8	80	1.7	29	1.2	70	1.7

<sup>a</sup> Yield (%)

important role. Thus when the cycloaddition of nonyl acrylate with cyclopentadiene was carried out in water alone, the highest diastereoselectivity (*endo/exo* = 2.3) was observed at pH 3, while when the reaction was performed in the presence of CTAB at the same pH values a ratio of 1.7 was found and values higher than about 2.0 were not observed in the pH range 1 to 9.5.

The Diels–Alder reaction of nonyl acrylate with cyclopentadiene was used to investigate the effect of homochiral surfactant **114** (Figure 4.5) on the enantioselectivity of the reaction [77]. Performing the reaction at room temperature in aqueous medium at pH 3 and in the presence of lithium chloride, a 2.2:1 mixture of *endo/exo* adducts was obtained with 75% yield. Only 15% of *ee* was observed, which compares well with the results quoted for Diels–Alder reactions in cyclodextrins [65d]. Only the *endo* addition was enantioselective and the R enantiomer was prevalent. This is the first reported aqueous chiral micellar catalysis of a Diels–Alder reaction.



**114**

**Figure 4.5**

## 4.7 BIOCATALYST-PROMOTED DIELS–ALDER REACTION

Biocatalysts have received great attention in these last few years. Due to their capacity to perform asymmetric transformations under mild conditions [78], they have been useful tools for synthesizing optically active organic molecules. They promote a variety of chemical transformations, including the syntheses of esters and amides and oxidations, reductions, eliminations and carbon–carbon forming. Little is known about biocatalyst-promoted Diels–Alder reactions.

### 4.7.1 Proteins and Enzymes Catalysis

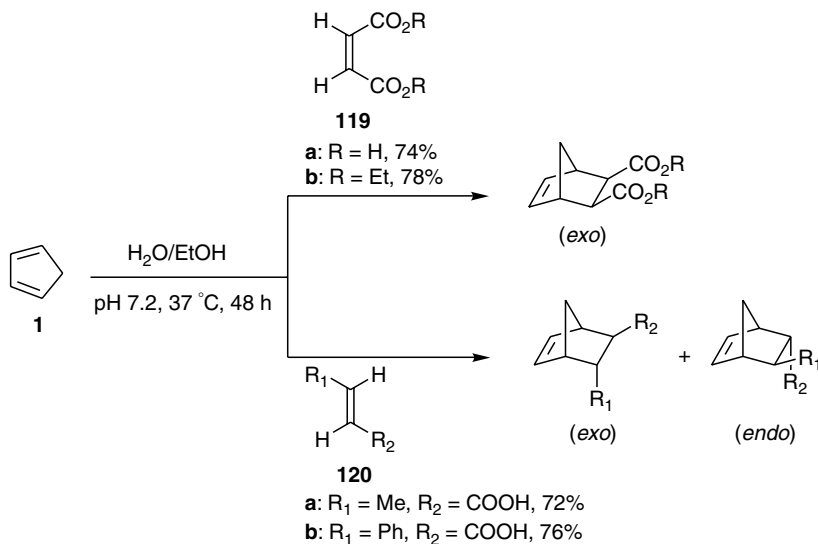
The aqueous [4+2] cycloaddition reaction of 1,4-naphthoquinones **115** with methoxy cyclohexadiene performed in the presence of bovine serum albumin (BSA) is one of the first examples of protein-promoted Diels–Alder reactions [79]. Some results are reported in Table 4.18. The globular protein does not affect the regioisomer ratio of adducts. The highest enantiomeric excess was obtained in the cycloaddition of juglone **115** (R = H) with 1-methoxy-1,3-cyclohexadiene **116**.

Rao and colleagues [80] reported the first example of baker's yeast-catalyzed Diels–Alder reaction. Reactions of cyclopentadiene (**1**) with dienophiles **119** and **120** (Scheme 4.21) in the presence of baker's yeast at pH 7.2 afford prevalently the *exo* adduct with the exception of crotonic acid **120a**.

**Table 4.18** Diels–Alder reactions in aqueous medium in the presence and in the absence of bovine serum albumin

R	Conditions	<b>117/118</b>	Yield (%)	ee (%)
H	H <sub>2</sub> O	2.5:1	99	
H	H <sub>2</sub> O/BSA	2.5:1	41 <sup>a</sup>	38
Me	H <sub>2</sub> O	1:7.5	99	
Me	H <sub>2</sub> O/BSA	1:6	76	3
<i>n</i> -C <sub>8</sub> H <sub>17</sub>	H <sub>2</sub> O	1:4	58	
<i>n</i> -C <sub>8</sub> H <sub>17</sub>	H <sub>2</sub> O/BSA	1:3.5	67	0

<sup>a</sup> Dehydrogenated isomeric adducts were also present.

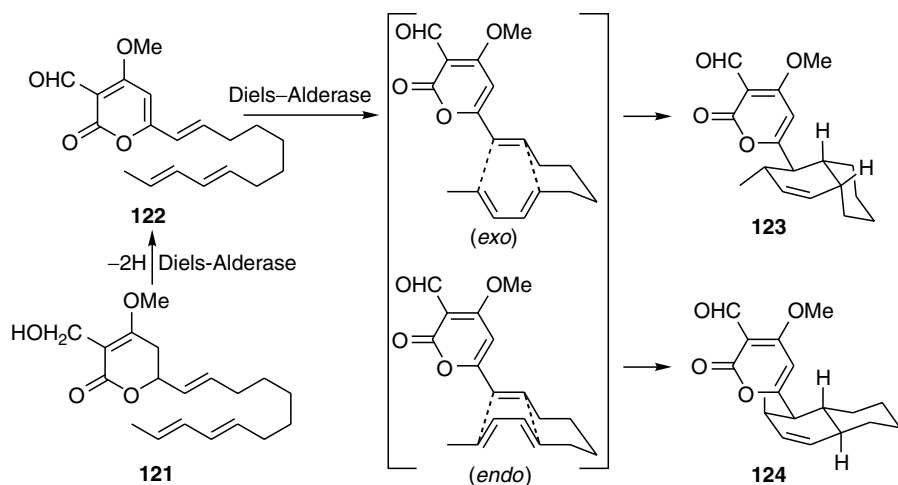


Medium, Cat.	endo/exo			
	119a	119b	120a	120b
H <sub>2</sub> O	98:2	93:7	100:0 <sup>a</sup>	100:0 <sup>a</sup>
H <sub>2</sub> O + baker's yeast	0:100	0:100	90:10	3:97

<sup>a</sup> reaction yield very low.

#### Scheme 4.21

The involvement of Diels–Alder reactions in the biosynthesis of naturally occurring compounds was hypothesized at least 20 years ago, but *Diels–Alderase*, the enzyme that catalyzes the reaction, was only isolated by Oikawa and colleagues [81] in 1995 in extracts of *Alternaria solani*, a fungus that causes early blight disease in potato and tomato plants. The fungus produces toxins known as solanapyrones which were biosynthesized via Diels–Alder reaction with *exo* selectivity, which cannot be achieved via usual chemical synthesis. Laboratory experiments show that the crude enzyme, containing solanapyrone synthase, catalyzes the Diels–Alder reaction of prosolanapyrone **122** to give the (–)-solanapyrone A **123** with excellent enantioselectivity (99% *ee*) and relatively high *exo*-selectivity (6:1) (Scheme 4.22). Interestingly the solanapyrone synthase also catalyzes the oxidation of prosolanapyrone **121** to **122**, so a single enzyme catalyzes a two-step reaction of **121** to **123**. The biosynthesis of solanapyrones via Diels–Alder reaction has also been proposed [81b,c].



Substrate	Medium, cat.	T(°C)	t(h)	124/123	Yield (%)
<b>122</b>	H <sub>2</sub> O	110	3	96:4	62
<b>121</b>	H <sub>2</sub> O, pH 7 Enzyme	30	2	15:85 <sup>a</sup>	61

<sup>a</sup> **123** ee > 98%; **124** ee = 67%

#### Scheme 4.22

An interesting combination of enzymatic with non-enzymatic transformation in a one-pot three-step multiple sequence was reported by Waldmann and coworkers [82]. Phenols **125** in the presence of oxygen and enzyme tyrosinase are hydroxylated to catechols **126** which are then oxidized *in situ* to *ortho* quinones **127**. These intermediates subsequently undergo a Diels–Alder reaction with inverse electron demand by reaction with different dienophiles (Table 4.19) to give *endo* bicyclic 1,2-diketones **128** and **129** in good yields.

Another example of an enzymatic one-pot multiple Diels–Alder reaction is illustrated in Table 4.20 [83]. Racemic furfuryl alcohols **130** in the presence of ethoxy vinyl methyl fumarate **131** and enzyme TOYOBO-LIP undergo enzymatic acylation followed by kinetic enzymatic resolution to give the acyl derivatives **132** which then affords the adducts **133** and **134** by intramolecular Diels–Alder reaction; 3-methyl-furfuryl alcohol **130** (R = Me) in acetone gives the best results.

**Table 4.19** Multiple hydroxylation–oxidation Diels–Alder reactions initiated by tyrosinase

R <sub>1</sub>	R <sub>2</sub>	<i>t</i> (d)	<b>128/129</b>	Yield (%)
H	OEt	3	19	70
Me	OEt	2.5	33	77
<i>i</i> -Pr	OEt	2	1	70
Br	OEt	0.8	>99	43
F	OEt	0.8	>99	63
Me	OPr	1	3	85
Me	OBu	1	3	67
Me	OBu	1	3.2	78

**Table 4.20** Asymmetric Diels–Alder reactions via enzymatic kinetic resolution

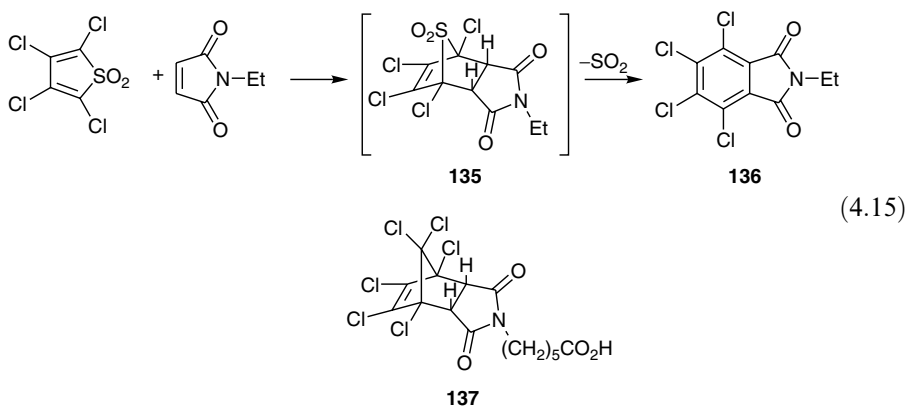
R	Solvent	<i>t</i> (d)	de	<b>133</b> ( <i>ee</i> )	<b>134</b> ( <i>ee</i> )	Yield (%)
H	Me <sub>2</sub> CO	8	24	79	81	32
H	THF	8	24	81	48	28
Me	Me <sub>2</sub> CO	1	100	84	—	43
Me	THF	1	100	84	—	37

#### 4.7.2 Antibody Catalysis

In the last 10 years organic chemists have shown great interest in antibodies that can promote a variety of chemical reactions, even those that are not catalyzed by natural enzymes [84].

The use of antibodies is based on the Jencks postulate which says that antibodies generated against an organic molecule resembling the transition state of a given reaction should catalyze this process [85]. Most monoclonal antibodies are prepared for synthetic purposes by displaying a small organic molecule (hapten), resembling the transition state of the reaction under study (generally reaction products or analogs), on a carrier protein to be recognized by the immune system that produces the antibody.

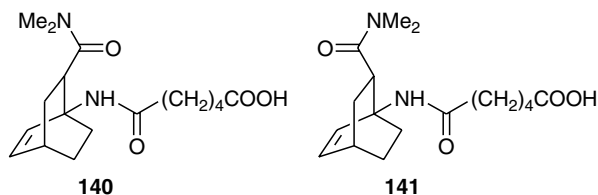
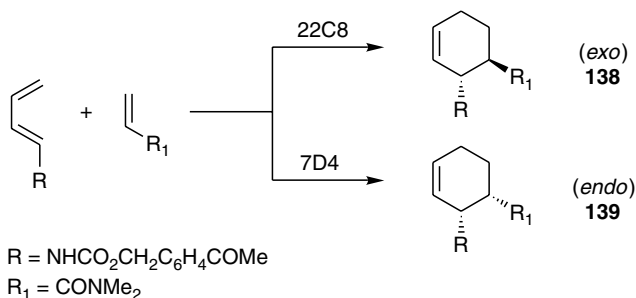
Catalytic antibody 1E9, the first catalytic antibody discovered for Diels–Alder reaction, catalyzes the cycloaddition between tetrachlorothiophene dioxide and N-ethylmaleimide (Equation 4.15) [86].



The reaction product **136** is not an appropriate hapten for generating catalytic antibody as it does not closely resemble the reaction intermediate **135**. Antibody 1E9 was prepared against hapten **137**, a stable analog of **135**, and the catalyst promoted the Diels–Alder reaction with multiple (> 50) turnovers.

Constrained bicyclo [2.2.2] octene haptens **140** and **141** elicit antibody catalysts 22C8 and 7D4 that change the stereoselectivity of the Diels–Alder reaction between 4-carboxy-*trans*-1,3-butadiene-1-carbamate and N,N-dimethylacrylamide [87a] (Scheme 4.23). In the absence of catalysts, the *endo* adduct **139** is favored over the *exo* **138** both in refluxing toluene (66:34) and in aqueous buffer at 37 °C (85:15). Hapten **140** induces the antibody 22C8 which furnishes the *exo* adduct **138** exclusively with high enantioselectivity, while immunization with hapten **141**, that mimicked the *endo* approach, results in the antibody catalyst 7D4 that favors the formation of *endo* adduct **139**. A new approach to hapten design for elicitation of Diels–Alder catalytic antibodies by using the dicyclopentadienyl system of ferrocene as haptenic group has been successively developed [87b]. New *Diels–Alderses* have been produced that catalyze the cycloadditions depicted in Scheme 4.23 with high enantio- and diastereoselectivity [87b].





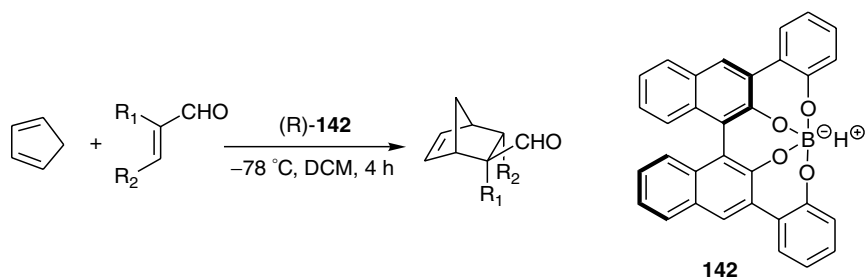
Scheme 4.23

#### 4.8 BRØNSTED-ACID-CATALYZED DIELS–ALDER REACTION

Brønsted-acid-catalyzed Diels–Alder reactions are not frequent because of the proton sensitivity of many dienes and cycloadducts, especially when long reaction times and high temperatures are required. Examples in aqueous medium involving imines activated by protonation as dienophiles and a proton-promoted Diels–Alder reaction of glyoxylic acid with cyclopentadiene are considered in Section 6.1.

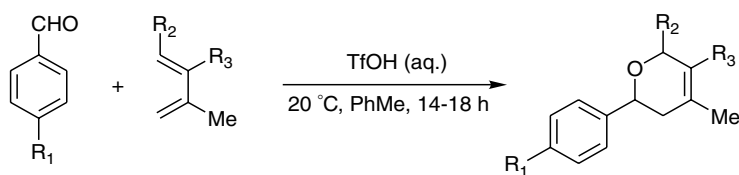
The chiral catalyst **142** achieves selectivities through a double effect of intramolecular hydrogen binding interaction and attractive  $\pi$ – $\pi$  donor–acceptor interactions in the transition state by a hydroxy aromatic group [88]. The exceptional results of some Diels–Alder reactions of cyclopentadiene with substituted acroleins catalyzed by (*R*)-**142** are reported in Table 4.21. High enantio- and *exo* selectivity were always obtained. The coordination of a proton to the 2-hydroxyphenyl group with an oxygen of the adjacent B–O bond in the nonhelical transition state should play an important role both in the *exo*–*endo* approach and in the *si*–*re* face differentiation of dienophile.

Trifluoromethanesulfonic acid (triflic acid) in toluene greatly activates the Diels–Alder reaction of benzaldehydes with dimethylated 1,3-butadienes [89] (Table 4.22). With mono-methylated 1,3-butadienes the reaction gives less

**Table 4.21** Asymmetric Diels–Alder reactions catalyzed by (R)-142

R <sub>1</sub>	R	ee (%)	Yield (%)	exo/endo
Br	H	99	99	99:1
Me	H	99	99	99:1
Et	H	92	99	97:3
Me	Me	98	99	99:1

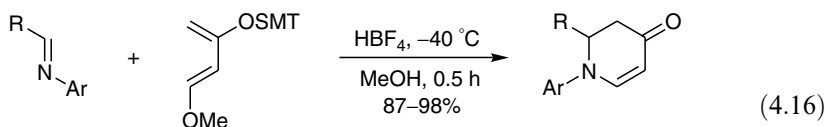
satisfactory yields and the Prins product in moderate yield and low diastereoselectivity was isolated. It is hypothesized that both reactions (*hetero*-Diels–Alder and Prins) occur via a common carbocation intermediate which can assume differently stabilized *cis* and *trans* forms depending on the presence or absence of the methyl group at C-2 in the butadiene moiety, which favor the formation of the Diels–Alder or the Prins adduct.

**Table 4.22** Diels–Alder reactions catalyzed by triflic acid

R <sub>1</sub>	R <sub>2</sub>	R <sub>3</sub>	Yield (%)
H	H	H	72
H	H	Me	85
H	Me	H	82 <sup>a</sup>
Cl	H	H	68
NO <sub>2</sub>	H	H	40
OMe	H	H	14

<sup>a</sup> 1:1 mixture of diastereoisomers.

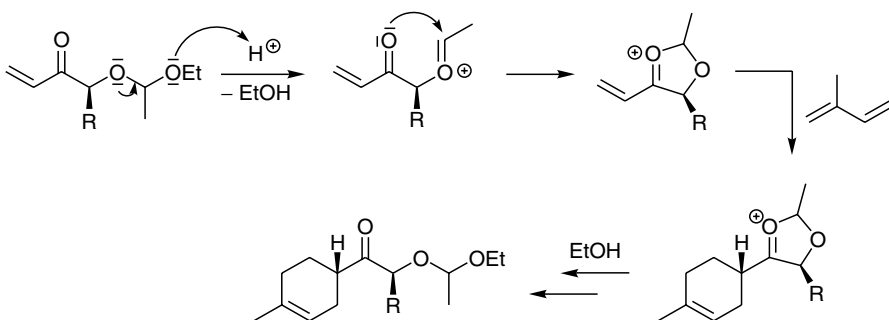
The fluoboric acid-catalyzed aza-Diels–Alder reaction of aldimine and Danishefsky's diene proceeds smoothly to afford dihydro-4-pyridones in high yields [90] (Equation 4.16). Unstable aldimines generated from aliphatic aldehydes can be prepared *in situ* and allowed to react under one-pot reaction conditions. This one-pot Brønsted acid-catalyzed three-component aza-Diels–Alder reaction affords the adducts in good to high yields.




Ar = Ph, *p*MeO-C<sub>6</sub>H<sub>4</sub>; R = Ph, PhCH=CH, *p*X-C<sub>6</sub>H<sub>4</sub> (X = NO<sub>2</sub>, Me)

Fluoboric acid is also an efficacious promoter of cyclic oxo-carbenium ions (Scheme 4.24) bearing an activated double bond which, in the presence of open-chain and cyclic dienes, rapidly undergo a Diels–Alder reaction [91]. Chiral  $\alpha,\beta$ -unsaturated ketones bearing  $\alpha'$ -hydroxy substituents, protected as acetals, react with various dienes in the presence of HBF<sub>4</sub>, affording Diels–Alder adducts that were isolated as alcohols by hydrolysis of the acetal group by TsOH. Some examples of reactions with isoprene are reported in Table 4.23. The enantioselectivity of the reaction is dependent on the size of the substituent R on the  $\alpha'$ -carbon: high levels of asymmetric induction were observed with R = *i*-Pr (90:1) and R = *t*-Bu (150:1) and low levels with R = Me (2.7:1) and R = Ph (3.0:1). Scheme 4.24 shows the postulated reaction mechanism.

Gassman [92] has been a pioneer of ionic Diels–Alder reactions that proceed via *in situ* generation of cationic species (allylic cations) from olefinic precursors

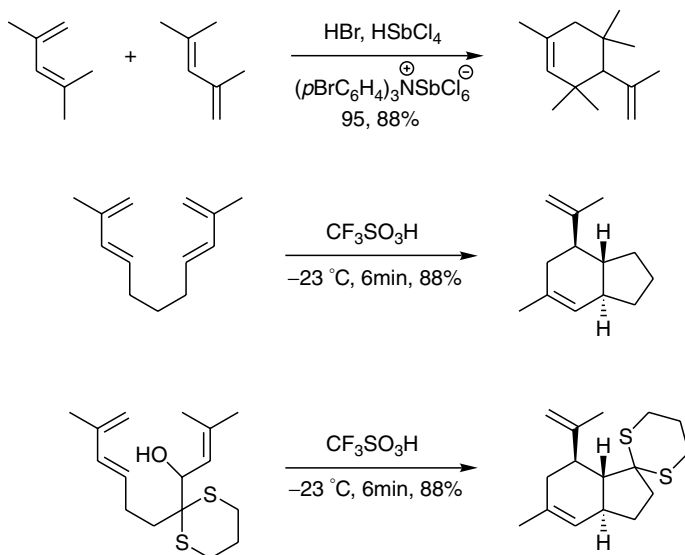


Scheme 4.24

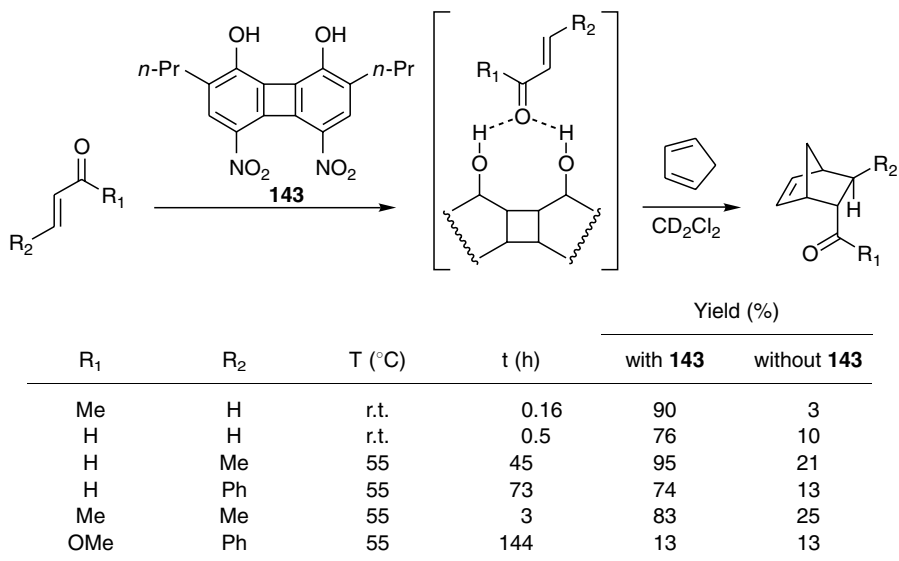
**Table 4.23** Diels–Alder reactions via vinyloxocarbenium ions


R	$T$ ( $^{\circ}\text{C}$ )	$t$ (h)	Yield (%)
Me	-78	2	58
<i>i</i> -Pr	-45	10	70
<i>t</i> -Bu	-20	16	60
Ph	-20	16	70

by Brønsted acids. Some of these procedures that use protic acids and aminium cation radicals as catalysts are illustrated in Scheme 4.25. A stepwise mechanism has been proposed [92d].

**Scheme 4.25**

An alternative strategy for promoting Diels–Alder reaction by proton involves the activation of dienophile by hydrogen bonding [93]. Biphenylene diol **143** (Scheme 4.26) forms doubly hydrogen-bonded complexes with  $\alpha,\beta$ -unsaturated carbonyl compounds, which strongly accelerate the Diels–Alder



Scheme 4.26

reactions. An ester group of acrylates blocks the formation of hydrogen bonds and consequently no acceleration is observed.

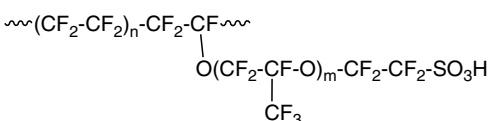
Examples of hydrogen-bonding-promoted Diels–Alder reactions obtained by using alcoholic and phenolic solvents are illustrated in Section 6.2.4.

Nafion-H (**144**), a perfluorinated resin-sulfonic acid, is an efficient Brønsted-acid catalyst which has two advantages: it requires only catalytic amounts since it forms reversible complexes, and it avoids the destruction and separation of the catalyst upon completion of the reaction [94]. Thus in the presence of Nafion-H, 1,4-benzoquinone and isoprene give the Diels–Alder adduct in 80% yield at 25 °C, and 1,3-cyclohexadiene reacts with acrolein at 25 °C affording 88% of cycloadduct after 40 h, while the uncatalyzed reactions give very low yields after boiling for 1 h or at 100 °C for 3.5 h respectively [95]. Other examples are given in Table 4.24. In the acid-catalyzed reactions that use highly reactive dienes such as isoprene and 2,3-dimethylbutadiene, polymerization of alkenes usually occurs; with Nafion-H, no polymerization was observed.

Recently Nafion-H was successfully used in the Diels–Alder reaction of olefin acetals with isoprene and cyclopentadiene (Scheme 4.27). The reactions work well in DCM at room temperature and Nafion-H did not cleave the acetal group [96]. The recovered Nafion-H was used four or five times without affecting the yield of the cycloadducts.

**Table 4.24** Nafion-H catalyzed Diels–Alder reactions in refluxing benzene

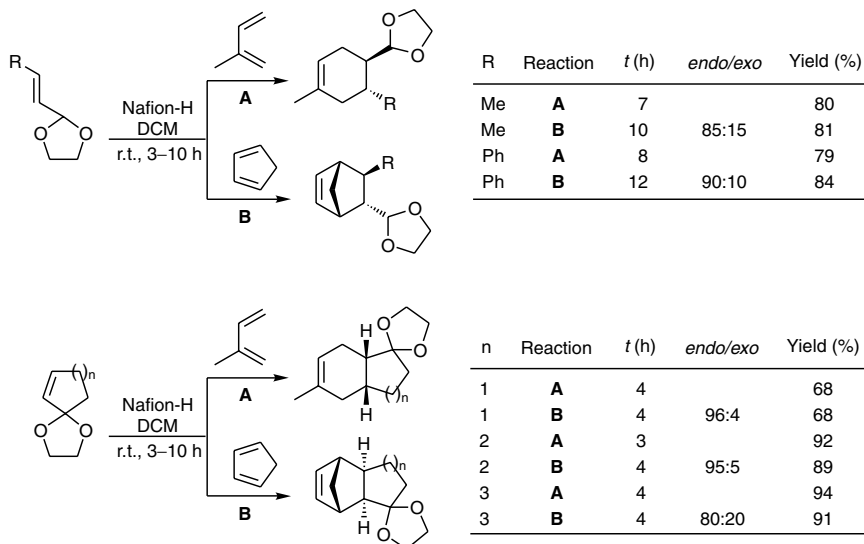
Reagents	<i>t</i> (h)	Yield (%)
MA + AN	5	87
BQ + AN	2	92
DMM + AN	15	95
DMF + AN	16	94
BQ + IS <sup>a</sup>	25	80
NQ + 2,3-DB	36	93
AC + 1,3-CH <sup>a</sup>	40	88



Nafion-H (**144**)

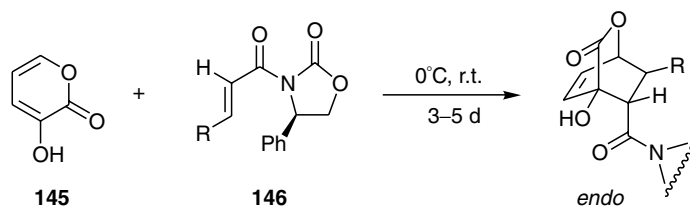
<sup>a</sup> At 25 °C in CCl<sub>4</sub>.

MA = maleic anhydride; BQ = *p*-benzoquinone; DMM = dimethylmaleate; DMF = dimethyl fumarate; NQ = naphthoquinone; AC = acrolein; AN = anthracene; IS = isoprene; 2,3-DB = 2,3-dimethylbutadiene; 1,3-CH = 1,3-cyclohexadiene.

**Scheme 4.27**

## 4.9 MISCELLANEOUS DIELS–ALDER REACTIONS

Base-catalyzed Diels–Alder reactions are rare (Section 1.4). A recent example is the reaction of 3-hydroxy-2-pyrone (**145**) with chiral N-acryloyl oxazolidones **146** that uses cinchona alkaloid as an optically active base catalyst [97] (Table 4.25). Only *endo* adducts were obtained with the more reactive dienophile **146** (R = H), the best diastereoselectivity and yields being obtained with an *i*-PrOH/H<sub>2</sub>O ratio of 95:5. The reaction of **146** (R = Me) is very slow, and a good adduct yield was only obtained when the reaction was carried out in bulky alcohols such as *t*-amyl alcohol and *t*-butanol.

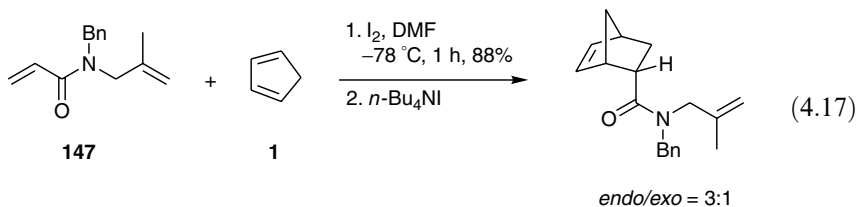
**Table 4.25** Diels–Alder reactions of 3-hydroxy-2-pyrone (**145**) catalyzed by cinchona alkaloids


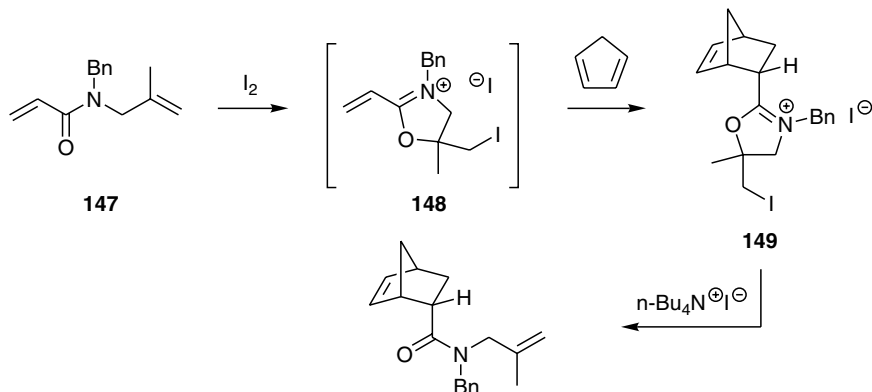
R	Base	Solvent	de (%) <sup>a</sup>	Yield (%)
H	Et <sub>3</sub> N	<i>i</i> -PrOH-H <sub>2</sub> O <sup>b</sup>	82	99
H	CID <sup>c</sup>	<i>i</i> -PrOH-H <sub>2</sub> O	95	93
H	CIN <sup>d</sup>	<i>i</i> -PrOH-H <sub>2</sub> O	79	97
H	QUN <sup>e</sup>	<i>i</i> -PrOH-H <sub>2</sub> O	94	100
H	QUD <sup>f</sup>	<i>i</i> -PrOH-H <sub>2</sub> O	84	97
Me	Et <sub>3</sub> N	DCM	59	65
Me	CID <sup>c</sup>	EtMe <sub>2</sub> COH	72	96
Me	CID <sup>c</sup>	<i>t</i> -BuOH	81	87

<sup>a</sup> de (%) of *endo* adduct;<sup>b</sup> 95:5;<sup>c</sup> Cinchonidine;<sup>d</sup> Cinchonine;<sup>e</sup> Quinine;<sup>f</sup> Quinidine

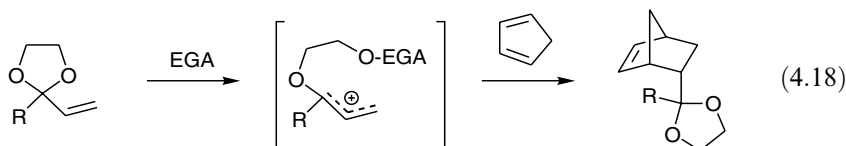
Diels–Alder reaction of dienophiles, N-allylic enamides and  $\alpha,\beta$ -unsaturated lactam derivatives with open chain and inner ring dienes is promoted by iodine [98]. Thus the cycloaddition of N-benzyl-N-methylallyl acrylamide **147** with cyclopentadiene (**1**) proceeds smoothly in DMF at  $-78^\circ\text{C}$  in the presence of I<sub>2</sub> (2 eq.) to give a prevalence of *endo* adduct (75%) in 88% yield (Equation 4.17).

In contrast, the reaction of **147** with **1**, in the absence of catalyst, affords traces of adduct after 3 days. The activation by I<sub>2</sub> is due to the formation of cationic iodolactonization intermediate **148** (Scheme 4.28) which reacts easily with the diene, affording the dihydrooxazole **149** which is then treated with Bu<sub>4</sub>N<sup>⊕</sup>I<sup>⊖</sup> to give the final adduct. With some substrates, this method of activation was proved to be more effective than the use of Lewis acids.





Electrochemical ionic Diels–Alder reaction has been successfully used to promote the reaction of ethylene acetals **150** with several carbo-dienes [99]. Some examples are presented in Table 4.26. These Diels–Alder reactions catalyzed by electrogenerated acid (EGA) were carried out by using platinum electrodes in DCM containing  $\text{LiClO}_4$  and  $\text{Bu}_4\text{NClO}_4$  as a source of acid catalyst. Higher *endo* selectivities than that obtained in the thermal reactions were observed. Reasonably, the reaction proceeds through a highly reactive allyl cation generated by the action of EGA (Equation 4.18).

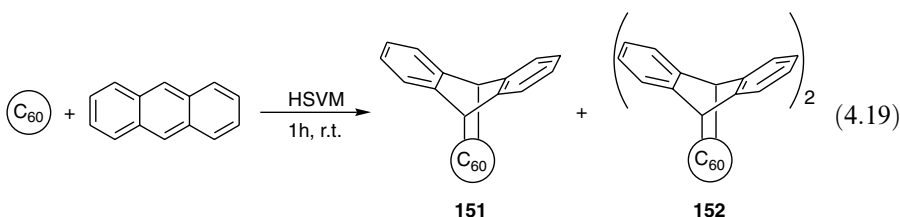


**Table 4.26** Electrochemical ionic Diels–Alder reactions

$n$	R	<i>endo/exo</i>	Yield (%)
1	H	4.8	84
1	Me	50	85
1	Et	8.2	82
2	Me	9.8	85
2	Et	7.9	76



The *high-speed vibration milling* (HSVM) technique was recently applied to the Diels–Alder reaction of fullerene  $C_{60}$  with condensed aromatics such as anthracene, tetracene, pentacene and naphtho[2,3-*a*]pyrene [100]. This is a type of mechanochemical reaction in which the mechanical energy is used as a driving force of the reaction. Thus fullerene  $C_{60}$  and anthracene, vigorously shaken in a stainless steel capsule with a milling ball at a rate of 3500 cycles per minute for 1 h, afford monoadduct **151** and bisadduct **152** in 55% and 19% yield, respectively, with 12% unchanged  $C_{60}$  (Equation 4.19). The monocycloadduct was isolated in better yield than in the reaction in solution. Good yields of monoadducts were also obtained for the other condensed aromatics. The HSVM methodology is particularly advantageous for reactions which involve reactants that are hardly soluble in organic solvents.



Among special chemical methods that facilitate the Diels–Alder reaction can be included the *temporary metal connection* strategy [101] that is illustrated in Table 4.27. Si, Mg and Al are used as temporary connectors of diene and dienophile moieties. The cycloaddition occurs easily due to its intramolecular nature and because the dienophilic component of reagent is now formally a vinyl carbon ion (i.e. a vinyl carbanion in **154** with  $M = AlEt_2^-$ ). Thus the metal-tethered **154**, prepared from lithium alkoxide of **153** with the suitable metal vinyl halide, gives, by heating, the cycloadducts **156** and **157**, through the

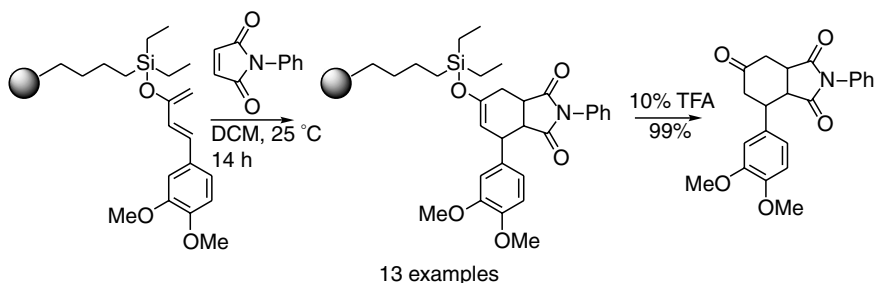
**Table 4.27** Diels–Alder reactions by temporary metal connection

M	R	$T$ ( $^{\circ}C$ )	$t$ (h)	<b>156/157</b>	Yield (%)
Mg	H	80	1	100:0	70
$SiMe_2$	H	160	3	100:0	70
$AlEt_2^-$	H	130	3	100:0	75
Mg	Me	130	2	9:1	60
$AlEt_2^-$	Me	150	6	5.6:1	70

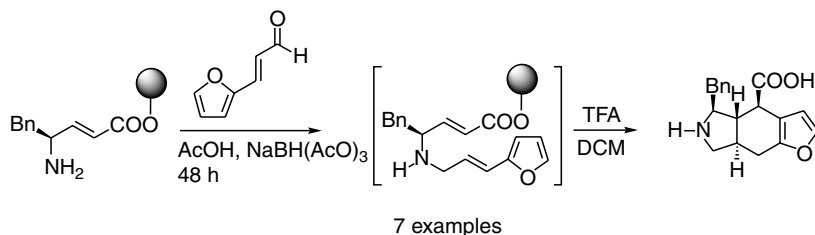
intermediates **155**, that were isolated in good yield after acidification with hydrochloric acid.

#### 4.10 OUTLINED DIELS–ALDER REACTIONS

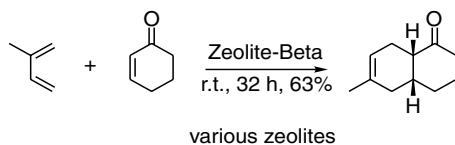
A polymer-supported silyl triflate and subsequent functionalization: synthesis and solid-phase Diels–Alder reactions of silyloxydienes [25]



Solid-phase Diels–Alder reactions of amino acid derived trienes [23]



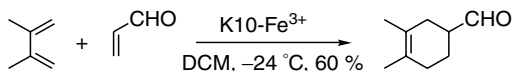
Zeolite and Lewis-acid catalysis in Diels–Alder reactions of isoprene [20b]



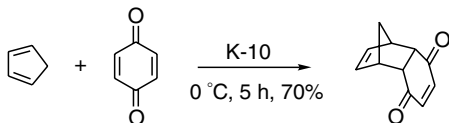
The cycloaddition reactions of unsaturated esters with cyclopentadiene on  $\gamma$ -alumina [18]



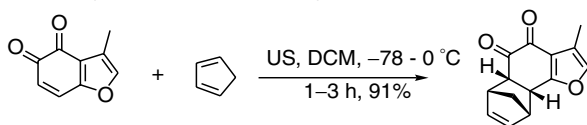
Acceleration of the Diels–Alder reaction by clays suspended in organic solvents [7]



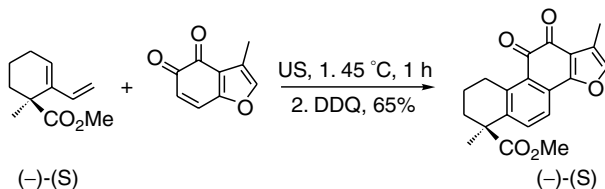
Cycloadditions with clays and alumina without solvent [8]



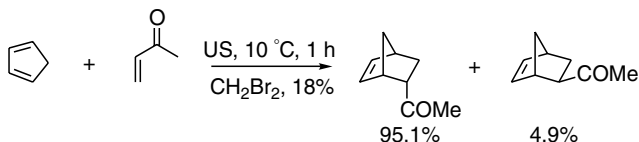
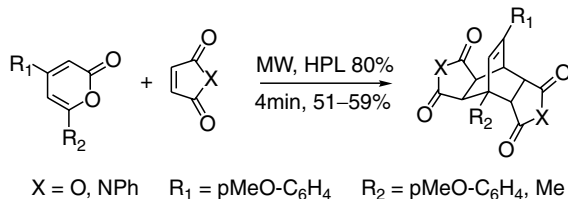
23 examples

Ultrasound-promoted cycloadditions in the synthesis of *Salvia miltiorrhiza* [30b]

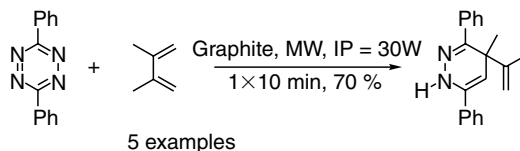
9 examples

Asymmetric synthesis of *Salvia miltiorrhiza* abietanoid *o*-quinones: methyl tanshinonate, tanshinone IIB, tanshindiol B and 3-hydroxytanshinone [30c]

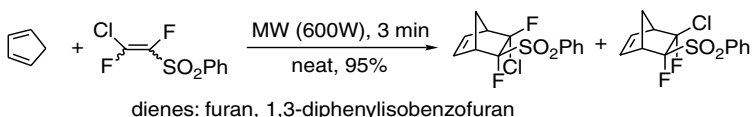
On sonochemical effect on the Diels–Alder reaction [33]

The Diels–Alder reaction of 2H-pyran-2-ones: part IV – Microwave catalyzed Diels–Alder reaction of 4,6-disubstituted-2H-pyran-2-ones with 1,4-naphthoquinone and *N*-phenylmaleimide [41a]

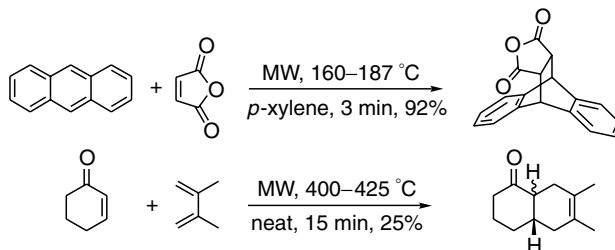
## Microwave-assisted Diels–Alder reactions supported on graphite [39a]



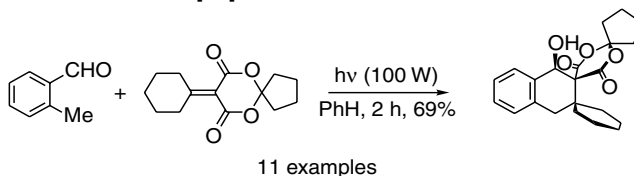
## Microwave-activated Diels–Alder cycloaddition reactions of 1,2-difluoro-1-chlorovinyl-phenylsulfone [102]



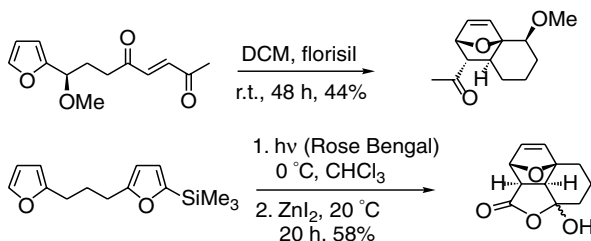
## Application of commercial microwave ovens to organic synthesis [103]

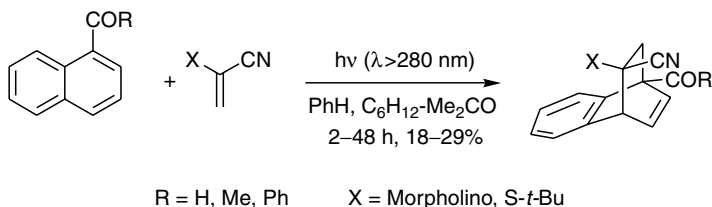


## Diels–Alder reactions of photoenol of 2-methylbenzaldehyde with 5-alkylidene-1,3-dioxane-4,6-dione derivatives [48]

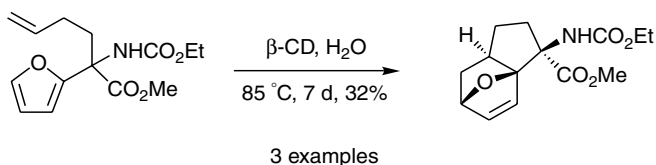


## Stereoselective synthesis of decalines via tandem photooxidation-intramolecular Diels–Alder reactions of bis-furan [104]

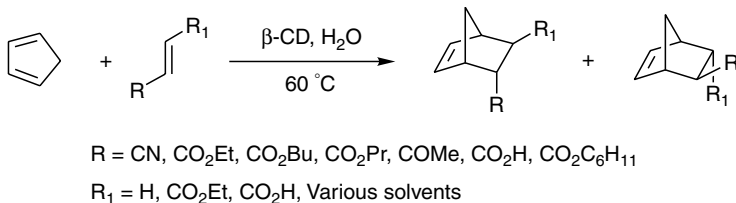


1,4-Photoaddition of  $\alpha$ -morpholinoacrylonitrile to 1-acylnaphthalenes [105]

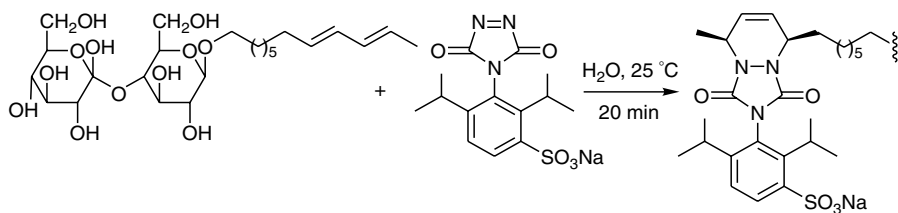
Intramolecular Diels–Alder reactions of the furan diene (IMDAF); rapid construction of highly functionalized isoquinoline skeletons [65i]



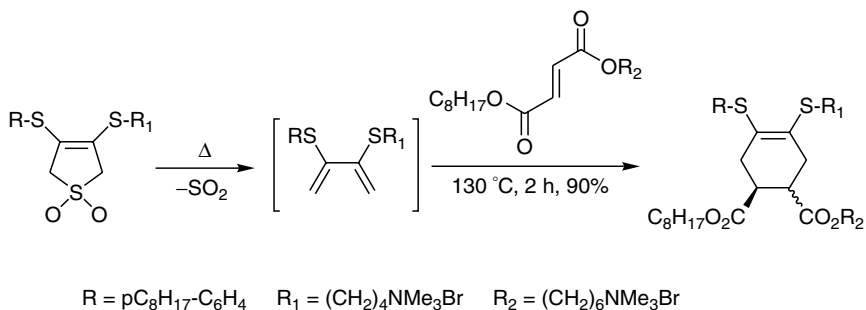
The kinetic effects of water and of cyclodextrins on Diels–Alder reactions. Host–guest chemistry, part 18 [65c]



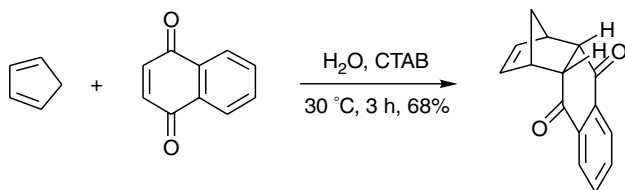
Detergents containing a 1,3-diene group in the hydrophobic segment. Facile chemical modification by a Diels–Alder reaction with hydrophilic dienophiles in aqueous solution [69]



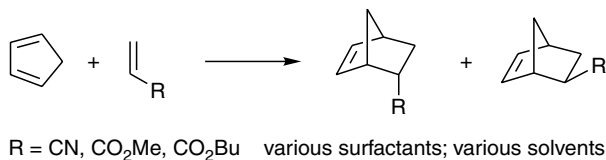
Regioselectivity of Diels–Alder reactions of surfactant 1,3-diene with surfactant dienophiles [70b]



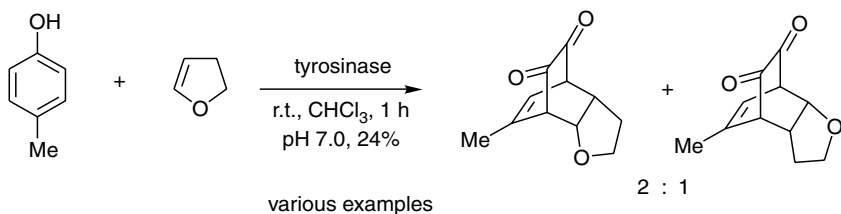
Micellar catalysis  $\pi^{4s} + \pi^{2s}$  cycloaddition in aqueous media [72b]



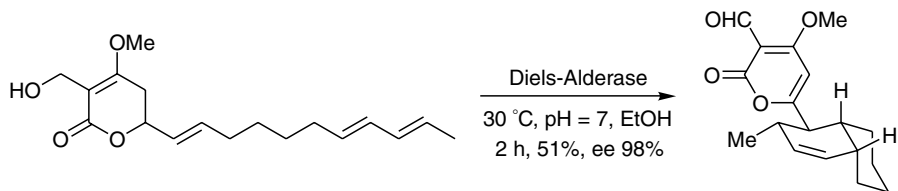
(4 + 2) Cycloadditions in micelles: a comparison of the product spectrum and reaction rate with reactions in solution [74]



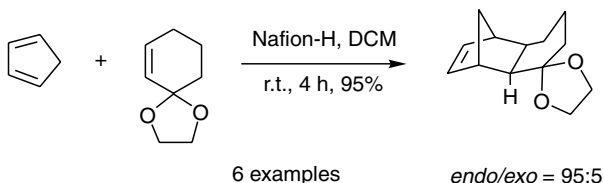
An enzyme-initiated hydroxylation–oxidation carbo-Diels–Alder domino reaction [82]



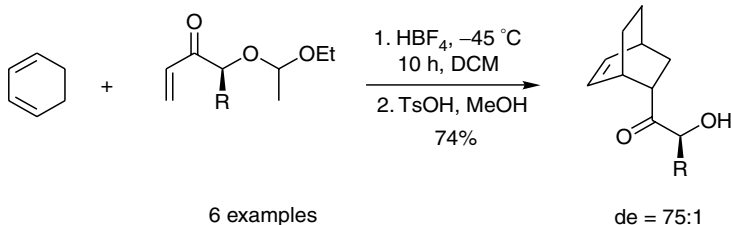
Total synthesis of (–)-solanapyrone A via enzymatic Diels–Alder reaction of prosolanapyrone [81b]



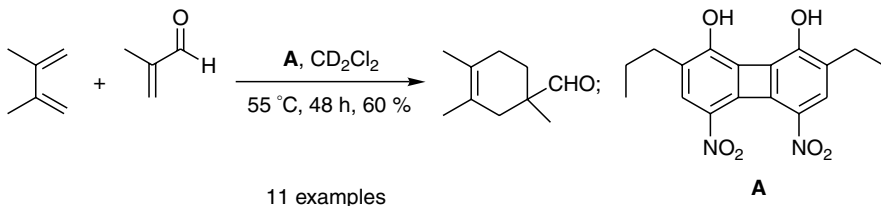
Studies in Lewis acid and LiClO<sub>4</sub> (or nafion-H) catalyzed ionic Diels–Alder reactions of chiral and achiral olefinic acetals respectively [96]



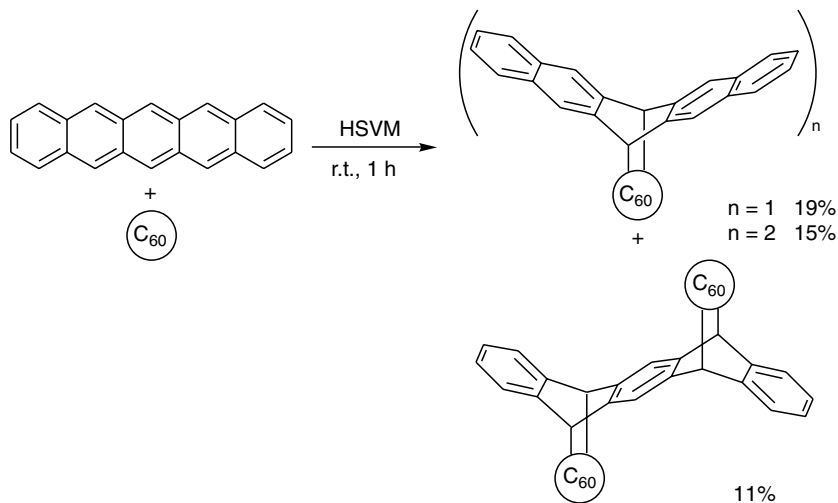
Diastereoselective Diels–Alder reactions via cyclic vinyloxocarbenium ions [91]



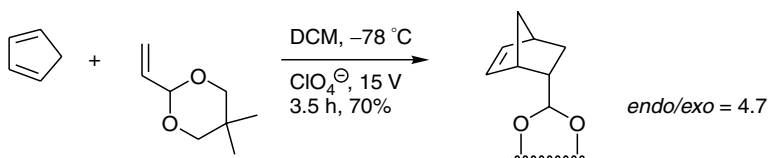
Diels–Alder reactions: rate acceleration promoted by a bisphenylenediol [93c]



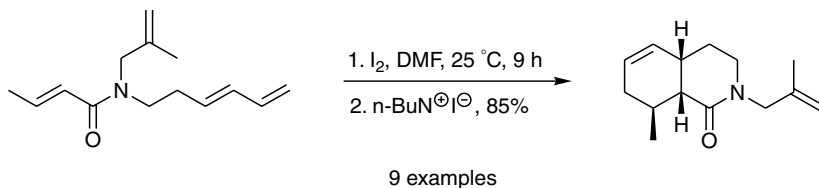
Solid-state [4 + 2] cycloaddition of fullerene C<sub>60</sub> with condensed aromatics using a high-speed vibration milling technique [100]



An *endo*-selective ionic Diels–Alder reaction of  $\alpha,\beta$ -enone and  $\alpha,\beta$ -enal acetals catalyzed by electrogenerated acid [99]



Diels–Alder reaction of N-allylic enamides and lactam derivatives through iodine-mediated activation [98]



## REFERENCES

1. Pindur U., Lutz G. and Otto C. *Chem. Rev.* 1993, **93**, 741.
2. (a) Zaragoza Dörwald F. *Organic Synthesis on Solid Phase*, Wiley, New York, 2000;  
(b) Yedia V. and Leznoff C. C. *Can. J. Chem.* 1980, **58**, 1144.
3. Reichle W. T. *Solid State Ionics* 1986, **22**, 135.



4. Balogh M. and Laszlo P. *Organic Chemistry Using Clays*, Springer-Verlag, Berlin, 1993.
5. Adams J. M., Dyer S., Martin K., Matear W. A. and McCabe R. W. *J. Chem. Soc. Perkin Trans. 1* 1994, 761.
6. (a) McKillop A. and Young D. W. *Synthesis* 1979, 401, 481; (b) Laszlo P. *Preparative Chemistry Using Supported Reagents*, Academic Press, London, 1987.
7. Laszlo P. and Lucchetti J. *Tetrahedron Lett.* 1984, **20**, 2147.
8. Avalos M., Babiano R., Bravo J. L., Cintas P., Jimenez J. L., Palacios J. C. and Ranu B. C. *Tetrahedron Lett.* 1998, **39**, 2013.
9. Avalos M., Babiano R., Bravo J. L., Cintas P., Jimenez J. L. and Palacios J. C. *Tetrahedron Lett.* 1998, **39**, 9301.
10. Cativiela C., Figueras F., Fraile J. M., Garcia J. I. and Mayoral J. A. *Tetrahedron: Asymmetry* 1993, **4**, 223.
11. (a) Conrads M., Mattay G. and Runsink J. *Chem. Ber.* 1989, **122**, 2207; (b) Veselovsky V. V., Gybin A. S., Lozanova A. S., Moiseenkova A. M., Smit W. A. and Caple R. *Tetrahedron Lett.* 1988, **29**, 175.
12. (a) Hondrogiannis G., Pagni R. M., Kabalka G. W., Anosike P. and Kurt R. *Tetrahedron Lett.* 1990, **31**, 5433; (b) Kabalka G. W., Pagni R. M., Bains S., Hondrogiannis G., Plesco M., Kurt R., Cox D. and Green J. *Tetrahedron: Asymmetry* 1991, **2**, 1283.
13. (a) Cativiela C., Fraile J. M., Garcia J. I., Mayoral J. A., Pires E., Royo A. J., Figueras F. and de Menorval L. C. *Tetrahedron* 1993, **49**, 4073; (b) Cativiela C., Figueras F., Garcia J. I., Mayoral J. A., Pires E. and Royo A. J. *Tetrahedron: Asymmetry* 1993, **4**, 621.
14. Cativiela C., Figueras F., Fraile J. M., Garcia J. I., Mayoral J. A., de Menorval L. C. and Pires E. *App. Catal. A* 1993, **101**, 253.
15. Cativiela C., Garcia J. I., Mayoral J. A., Pires E., Royo A. J. and Figueras F. *Tetrahedron* 1995, **51**, 1295.
16. Posner G. H., Carry J.-C., Lee J. K., Bull D. S. and Dai H. *Tetrahedron Lett.* 1994, **35**, 1321.
17. Fraile J. M., Garcia J. I., Mayoral J. A. and Royo A. J. *Tetrahedron: Asymmetry* 1996, **7**, 2263.
18. Pagni R. M., Kabalka G. W., Hondrogiannis G., Bains S., Anosike P. and Kurt R. *Tetrahedron* 1993, **49**, 6743.
19. (a) Venuto P. B. *Chem. Tech.* 1971, 215; (b) Poutsma M. L. and Schaffer S. R. *J. Phys. Chem.* 1973, **77**, 158.
20. (a) Dessau R. M. *J. Chem. Soc. Chem. Commun.* 1986, 1167; (b) Eklund L., Axelsson A.-K., Nordahl A. and Carlson R. *Acta Chem. Scand.* 1993, **47**, 581.
21. Narayana Murthy Y. V. S. and Pillai C. N. *Synth. Commun.* 1991, **21**, 783.
22. Dauben W. G. and Krabbenhaft H. O. *J. Am. Chem. Soc.* 1976, **98**, 1992.
23. Sun S. and Murray W. V. *J. Org. Chem.* 1999, **64**, 5941.
24. Paulvannon K. *Tetrahedron Lett.* 1999, **40**, 1851.
25. Paulvannon K., Chen T. and Jacobs J. W. *Synlett* 1999, 1609.
26. Smith E. M. *Tetrahedron Lett.* 1999, **40**, 3285.
27. Schürer S. C. and Blechert S. *Synlett* 1999, 1879.
28. Chen C. and Munoz B. *Tetrahedron Lett.* 1999, **40**, 3491.
29. (a) Boudjouk P. *Ultrasound. Chemical, Physical and Biological Effects*, VCH, New York, 1988; (b) Abdulla R. F. *Aldrichimica Acta* 1988, **21**, 31; (c) Ley S. V. and Low C. M. R. *Ultrasound in Synthesis*, Springer-Verlag, Berlin, 1989; (d) Suslik K. S. *Modern Synthetic Methods*, Sheffold R. (ed.), Springer-Verlag, New York, 1986.
30. (a) Lee J. and Snyder J. K. *J. Am. Chem. Soc.* 1989, **111**, 1522; (b) Lee J. and Snyder J. K. *J. Org. Chem.* 1990, **55**, 4995; (c) Haiza M., Lee J. and Snyder J. K.

- Org. Chem.* 1990, **55**, 5008; (d) Lee J., Li J.-H., Oya S. and Snyder K. *J. Org. Chem.* 1992, **57**, 5301.
31. Bonaziz Z., Nebois P., Fillion H., Luche J.-L. and Jenner G. *Tetrahedron* 1995, **51**, 4057.
32. Villacampa M., Pérez J. M., Avendaño C. and Menéndez J. C. *Tetrahedron* 1994, **50**, 10047.
33. Caulier T. P. and Reisse J. *J. Org. Chem.* 1996, **61**, 2547.
34. Fillion H., Moeini L., Aurell-Piquer M. J. and Luche J.-L. *Bull. Soc. Chim. Fr.* 1997, **134**, 375.
35. Da Cunha L. and Garrigues B. *Bull. Soc. Chim. Belg.* 1997, **106**, 817.
36. Caulier T. P., Maeck M. and Reisse J. *J. Org. Chem.* 1995, **60**, 272.
37. Low C. M. R. *Current Trends in Sonochemistry*, Priece G. J. (ed.), Special Publ., Royal Society of Chemistry, Cambridge, 1992, 116.
38. (a) Giguere R. J., Bray T. L., Duncan S. M. and Majetic H. *Tetrahedron Lett.* 1986, **27**, 4945; (b) Base A. K., Manhas M. S., Ghosh M., Shah M., Raju V. S., Bari S. S., Newas S. N., Banik B. K., Chaudhary A. G. and Barakat K. J. *J. Org. Chem.* 1991, **51**, 6968; (c) Stambouli A., Chastrette M. and Soufiaoui M. *Tetrahedron Lett.* 1991, **32**, 1723; (d) Berlani J., Giboreau P., Lefevre S. and Marchand C. *Tetrahedron Lett.* 1991, **32**, 2363.
39. (a) Garrigues B., Laporte C., Laurent R., Laporterie A. and Dubac J. *Liebigs Ann.* 1996, 739; (b) Garrigues B., Laurent R., Laporte C., Laporterie A. and Dubac J. *Liebigs Ann.* 1996, 743.
40. (a) Rongshun Z., Pinje H. and Shushan D. *Synth. Commun.* 1994, **24**, 2417; (b) Diaz-Ortiz A., Carillo J. R., Diez-Barra E., de la Hoz A., Gomez-Escalonilla M. J., Moreno A. and Langa F. *Tetrahedron* 1996, **52**, 9237; (c) Diaz-Ortiz A., Carillo J. R., Gomez-Escalonilla M. J., de la Hoz A., Moreno A. and Prieto P. *Synlett* 1998, 1069.
41. (a) Kamath C. R. and Samant S. D. *Indian J. Chem.* 1996, **35B**, 256; (b) Wang W. -B. and Roskamp E. J. *Tetrahedron Lett.* 1992, **33**, 7631.
42. Sepulveda-Arques J., Abarca-Gonzales B. and Medio-Simon M. *Adv. Heterocycl. Chem.* 1995, **63**, 339.
43. Sun D., Hubig S. M. and Kochi J. K. *J. Photochem. Photobiol. A: Chem.* 1999, **122**, 87.
44. Sauer J. *Angew. Chem. Int. Ed. Engl.* 1967, **6**, 16.
45. Pandey B. and Dalvi P. V. *Angew. Chem. Int. Ed. Engl.* 1993, **32**, 1612.
46. Gieseler A., Steckan E., Wiest O. and Knoch F. *J. Org. Chem.* 1991, **56**, 1405.
47. Peglow T., Blechert S. and Steckhan E. *Chem. Commun.* 1999, 433.
48. Tsuno T. and Sugiyama K. *Heterocycles* 1991, **32**, 1989.
49. Mihara J., Hamada T., Taked T., Irie R. and Katsuki T. *Synlett* 1999, 1160.
50. D'Auria M. *Tetrahedron Lett.* 1995, **36**, 6567.
51. Mikami K., Matsumoto S., Tonoi T. and Okubo Y. *Tetrahedron Lett.* 1998, **39**, 3733.
52. Waldemar A. and Griesbeck A. G. *CRC Handbook of Organic Photochemistry and Photobiology*, CRC Press, Boca Raton, FL, 1995, 311–324.
53. Matusch R. and Schmidt G. *Angew. Chem.* 1988, **100**, 729.
54. Gollnik K. and Griesbeck A. *Tetrahedron Lett.* 1983, **24**, 3303.
55. O'Shea K. E. and Foste C. S. *J. Am. Chem. Soc.* 1988, **110**, 7167.
56. Monroe B. M. *J. Am. Chem. Soc.* 1981, **103**, 7253.
57. Matsumoto M., Dobashi S. and Kondo K. *Tetrahedron Lett.* 1997, **38**, 3361.
58. Gollnick K. and Griesbeck A. *Tetrahedron* 1985, **41**, 2057.
59. Mousseron-Canet M., Mani J. C., Dalle J. P. and Olive J. L. *Bull. Soc. Chim. Fr.* 1966, 3874.
60. Matsumoto M. and Kondo K. *J. Org. Chem.* 1975, **40**, 2259.

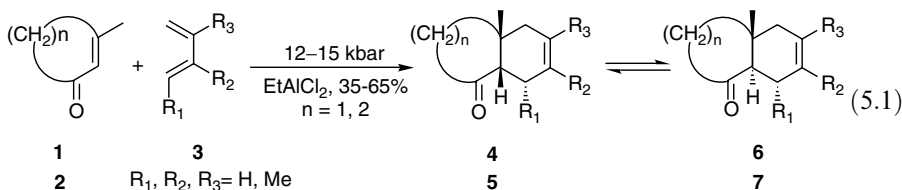
61. Mihelich E. D. *J. Am. Chem. Soc.* 1980, **102**, 7141.
62. Adam W. and Eggelte H. J. *J. Org. Chem.* 1977, **42**, 3987.
63. (a) Clennan E. L. and Mehrsheikh-Mohammadi M. E. *J. Am. Chem. Soc.* 1983, **105**, 5932; (b) Clennan E. L. and Mehrsheikh-Mohammadi M. E. *J. Org. Chem.* 1984, **49**, 1321; (c) Clennan E. L. and Mehrsheikh-Mohammadi M. E. *J. Am. Chem. Soc.* 1984, **106**, 7112; (d) Frei H. *Chimia* 1991, **45**, 175.
64. (a) Easton C. J. and Lincoln S. F. *Chem. Soc. Rev.* 1996, **25**, 163; (b) Connors K. A. *Chem. Rev.* 1997, **97**, 1325; (c) Lincoln S. F. and Easton C. J. *Structural Diversity and Functional Versatility of Polysaccharides*, Dumitriu S. (ed.), Marcel Dekker, New York, 1998.
65. (a) Rideout D. C. and Breslow R. *J. Am. Chem. Soc.* 1980, **102**, 7816; (b) Sternbach D. D. and Rossana D. M. *J. Am. Chem. Soc.* 1982, **104**, 5853; (c) Schneider H. -J. and Sangwan N. K. *J. Chem. Soc. Chem. Commun.* 1986, 1787; (d) Schneider H. -J. and Sangwan N. K. *Angew. Chem. Int. Ed. Engl.* 1987, **26**, 896; (e) Sangwan N. K. and Schneider H.-J. *J. Chem. Soc. Perkin Trans. 2* 1989, 1223; (f) Wernick D. L., Yazbek A. and Levy J. *J. Chem. Soc. Chem. Commun.* 1990, 956; g. Hunt I. and Jonson C. D. *J. Chem. Soc. Perkin Trans. 2* 1991, 1051; h. Naruse M., Aoyagi S. and Kibayashi C. *Tetrahedron Lett.* 1994, **35**, 595; i. Hudlicky T., Butora G., Fearnley S. P., Gum A. G., Persichini III P. J., Stabile M. R. and Merola J. S. *J. Chem. Soc. Perkin Trans. 1* 1995, 2393.
66. (a) Naruse M., Aoyagi S. and Kibayashi C. *J. Org. Chem.* 1994, **59**, 1358; (b) Naruse M., Aoyagi S. and Kibayashi C. *J. Chem. Soc. Perkin Trans. 1* 1996, 1113, 2077.
67. (a) Walter C. J. and Sanders J. K. M. *Angew. Chem. Int. Ed. Engl.* 1995, **34**, 217; (b) Clyde-Watson Z., Vidal-Ferran A., Twyman L. J., Walter C. J., McCallien D. W. J., Fanni S., Bamos N., Wylie R. S. and Sanders J. K. M. *New J. Chem.* 1998, 493.
68. (a) Bunton C. A. *Catal. Rev. Sci. Eng.* 1979, **20**, 1; (b) Engberts J. B. F. N. *Pure App. Chem.* 1992, **64**, 1653; (c) Tascioglu S. *Tetrahedron* 1996, **52**, 11113.
69. Keana J. F. W., Guzikowski A. P., Morat C. and Volwerk J. J. *J. Org. Chem.* 1983, **48**, 2661.
70. (a) Jaeger D. A., Shinozaki H. and Goodson P. A. *J. Org. Chem.* 1991, **56**, 2482; (b) Jaeger D. A. and Wang J. *J. Org. Chem.* 1993, **58**, 6745; (c) Jaeger D. A. and Su D. *Tetrahedron Lett.* 1999, **40**, 257.
71. (a) van der Wel G. K., Wijnen J. W. and Engberts J. B. F. N. *J. Org. Chem.* 1996, **61**, 9001; (b) Wijnen J. W. and Engberts J. B. F. N. *Liebigs Ann./Recl.* 1997, 1085.
72. (a) Otto S., Engberts J. B. F. N. and Kwak J. C. T. *J. Am. Chem. Soc.* 1998, **120**, 9517; (b) Singh V. K., Raju B. N. S. and Deota P. T. *Synth. Commun.* 1988, **18**, 567.
73. (a) Wijnen J. W. and Engberts J. B. F. N. *J. Org. Chem.* 1997, **62**, 2039; (b) Breslow R., Maitra U. and Rideout D. *Tetrahedron Lett.* 1983, **24**, 1901.
74. Braun R., Schuster F. and Sauer J. *Tetrahedron Lett.* 1986, **27**, 1285.
75. Diego-Castro M. J. and Hailes H. C. *Tetrahedron Lett.* 1998, **39**, 2211.
76. Manabe K., Mori Y. and Kobayashi S. *Tetrahedron* 1999, **55**, 11203.
77. Diego-Castro M. J. and Hailes H. C. *Chem. Comm.* 1998, 1549.
78. (a) Drauz K. and Waldmann H. *Enzyme Catalysis in Organic Synthesis*, WCH, New York, 1995; (b) Santaniello E., Ferraboschi P., Grisenti P. and Manzocchi A. *Chem. Rev.* 1992, **92**, 1071.
79. Colonna S., Manfredi A. and Annunziata R. *Tetrahedron Lett.* 1988, **29**, 3347.
80. Rao K. R., Srinivasan T. N. and Bhanumathy N. *Tetrahedron Lett.* 1990, **31**, 5959.
81. (a) Oikawa H., Katayama K., Suzuki Y. and Ichihara A. *J. Chem. Soc. Chem. Commun.* 1995, 1321; (b) Oikawa H., Kobayashi T., Katayama K., Suzuki Y. and Ichihara A. *J. Org. Chem.* 1998, **63**, 8748; (c) Oikawa H., Suzuki Y., Katayama K., Naya A., Sakano C. and Ichihara A. *J. Chem. Soc. Perkin Trans. 1*, 1999, 1225.

82. Müller G. H., Lang A., Sithel D. R. and Waldmann H. *Chem. Eur. J.* 1998, **4**, 2513.
83. Kita Y., Naka T., Imanishi M., Akai S., Takebe Y. and Matsugi M. *Chem. Comm.* 1998, 1183.
84. (a) Avelle B., Zanin V., Thomas D. and Friboulet A. *Appl. Biochem. Biotechnol.* 1998, **75**, 3; (b) Gruber K., Zhou B., Houk K. N., Lerner R. A., Shevlin C. G. and Wilson I. A. *Biochemistry* 1999, **38**, 7062; (c) Hasserodt J. *Synlett* 1999, 2007.
85. Jencks W. P. *Catalysis in Chemistry and Enzymology*, McGraw-Hill, New York, 1969.
86. Hilvert D., Hill K. W., Nared K. D. and Auditor M.-T. M. *J. Am. Chem. Soc.* 1989, **111**, 9261.
87. (a) Gouverneur V. E., Houk K. N., de Pascual-Teresa B., Beno B., Janda K. D. and Lerner R. A. *Science* 1993, **262**, 204; (b) Yli-Kauhaluoma J. T., Ashley J. A., Lo C.-H., Tucker L., Wolfe M. M. and Janda K. D. *J. Am. Chem. Soc.* 1995, **117**, 7041.
88. Ishihara K. and Yamamoto H. *J. Am. Chem. Soc.* 1994, **116**, 1561.
89. Aggarwal V. K., Vennall G. P., Davey P. N. and Newman C. *Tetrahedron Lett.* 1997, **38**, 2569.
90. Akiyama T., Takaya J. and Kagoshima H. *Tetrahedron Lett.* 1999, **40**, 7831.
91. Sammakia T. and Berliner M. A. *J. Org. Chem.* 1995, **60**, 6652.
92. (a) Gassman P. G. and Singleton D. A. *J. Am. Chem. Soc.* 1984, **106**, 7993; (b) Gassman P. G. and Singleton D. A. *J. Am. Chem. Soc.* 1984, **106**, 6085; (c) Gassman P. G. and Singleton D. A. *J. Org. Chem.* 1986, **51**, 3076; (d) Gassman P. G. and Gorman D. B. *J. Am. Chem. Soc.* 1990, **112**, 8624; (e) Gassman P. G., Singleton D. A. and Kagechika H. *J. Am. Chem. Soc.* 1991, **113**, 6271.
93. (a) Choy W., Reed III L. A. and Masamune S. *J. Org. Chem.* 1983, **48**, 1137; (b) Kelly T. R., Gillard J. W., Goerner Jr R. N. and Lyding J. M. *J. Am. Chem. Soc.* 1977, **99**, 5513; (c) Kelly T. R., Meghani P. and Ekkundi V. S. *Tetrahedron Lett.* 1990, **31**, 3381.
94. (a) Olah G. A., Iyer P. S. and Prakash G. K. S. *Synthesis* 1986, 513; (b) Olah G. A., Wang Q., Lix Y. and Prakash G. K. *Synlett* 1990, 487.
95. Olah G. A., Meidar D. and Fung A. P. *Synthesis* 1979, 270.
96. Kumareswaran R., Vankar P. S., Venkart Ram Reddy M., Pietre S. V., Roy R. and Vankar Y. D. *Tetrahedron* 1999, **55**, 1099.
97. Okamura H., Morishige K., Iwagawa T. and Nakatani M. *Tetrahedron Lett.* 1998, **39**, 1211.
98. Kitagawa O., Aoki K., Inoue A. T. and Taguchi T. *Tetrahedron Lett.* 1995, **36**, 593.
99. Inokuchi T., Tanigawa S. and Torii S. *J. Org. Chem.* 1990, **55**, 3958.
100. Murata Y., Kato N., Fujiwara K. and Komatsu K. *J. Org. Chem.* 1999, **64**, 3483.
101. (a) Stork G., Chan T. Y. and Breault G. *J. Am. Chem. Soc.* 1992, **114**, 7578; (b) Stork G. and Chan T. Y. *J. Am. Chem. Soc.* 1995, **117**, 6595.
102. Sridhar M., Krishna K. L., Srinivas K. and Rao J. M. *Tetrahedron Lett.* 1998, **39**, 6529.
103. Giguere R. J., Bray T. L., Duncan S. M. and Majestic G. *Tetrahedron Lett.* 1986, **27**, 4945.
104. Feringa B. L., Gelling O. J. and Meesters L. *Tetrahedron Lett.* 1990, **31**, 7201.
105. Döpp D. and Memarian H. R. *Chem. Ber.* 1990, **123**, 315.

## 5 High Pressure Diels–Alder Reaction

### 5.1 INTRODUCTION

Although the Diels–Alder reaction provides a rapid and convergent entry to complex polycyclic molecules, its application may sometimes be unsuccessful due to the low reactivity of reagents, diene and dienophile, and/or instability of both reagents and cycloadducts under thermal or Lewis-acid-catalyzed conditions [1]. In these cases considerable improvements have been made by applying high pressure [2]. The use of this technique is now common in the laboratory as well as in industry, since even modest pressures may have marked effects on reactions in solution. A significant example is the cycloaddition reactions of 3-methyl-2-cyclopenten-1-one (**1**) and 3-methyl-2-cyclohexen-1-one (**2**) with open chain dienes [**3**] **3** (Equation 5.1). These  $\beta$ -substituted cycloalkenones are known to be unreactive dienophiles due to the steric and electronic effects of the methyl group at the ethylenic  $\beta$ -carbon [4]. Thermal and catalyzed cycloadditions do not occur at atmospheric pressure, thus precluding the ready preparation of *cis*- and *trans* angularly methylated hydrindanones **4** and **6** and octalones **5** and **7**, in which the angular methyl group is in a 1,3-positional relationship with the keto function. The application of high pressure (12–15 kbar) in combination with a Lewis-acid catalyst,  $\text{EtAlCl}_2$ , accelerated the reactions, offering a straightforward route [3] to these methylated bicyclic compounds which are useful intermediates in the synthesis of natural products.



The term ‘high pressure’ means in the range 1–20 kbar (0.1–2 GPa). These pressures can be obtained with a relatively simple piston-cylinder apparatus. The Diels–Alder reaction exhibits a large negative activation volume,  $\Delta V^\ddagger$  which is the only transition state property that can readily be determined in absolute terms [5]. Diels–Alder cycloaddition also exhibits a large negative molar reaction volume,  $\Delta V$ . Intermolecular cycloadditions have larger negative volumes (about  $-25$  to  $-45 \text{ cm}^3 \text{ mol}^{-1}$ ) than the intramolecular ones.

High pressure can influence reactions characterized by negative molar and activation volumes in the following aspects: (i) acceleration of the reaction, (ii) modification of regioselectivity and diastereoselectivity, and (iii) changes in chemical equilibria. The pressure dependence on the rate constant of the reaction is expressed as follows:

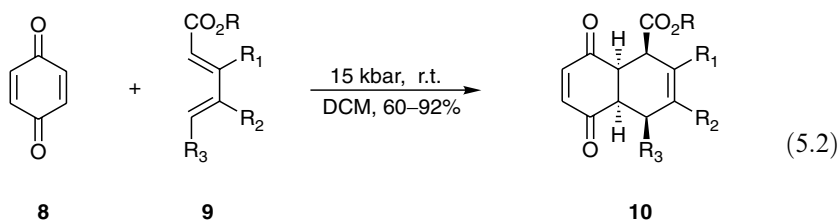
$$\frac{\delta \ln k}{\delta P} = -\frac{\Delta V^\ddagger}{RT}$$

If  $\Delta V^\ddagger$  is negative, the rate constant will increase with increasing pressure. Similarly, the effect of pressure on the reaction equilibria is given by the following equation:

$$\frac{\delta \ln K}{\delta P} = -\frac{\Delta V}{RT}$$

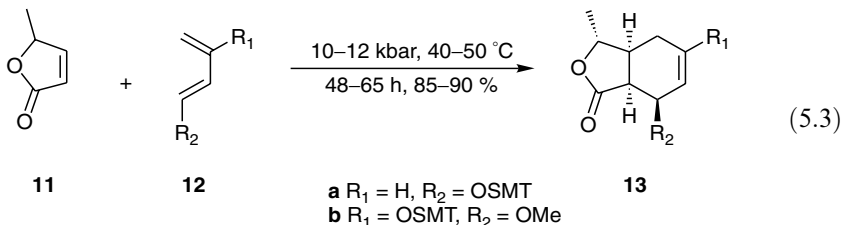
If  $\Delta V$  is negative, the application of pressure shifts the equilibrium toward the products.

An interesting example of accelerating a reaction when high pressure is applied is the synthesis of a series of highly functionalized 4a,5,8,8a-tetrahydro-1,4-naphthalenediones **10** by cycloaddition of *p*-benzoquinone (**8**) with a variety of electron-poor dienic esters **9** at room temperature (Equation 5.2) reported by Dauben and Baker [6]. Using conventional methods, these heat-sensitive cycloadducts are difficult to synthesize free of the isomeric hydroquinones. When the reactions were carried out under thermal conditions, the primary cycloadducts were mostly converted into the corresponding hydroquinones.



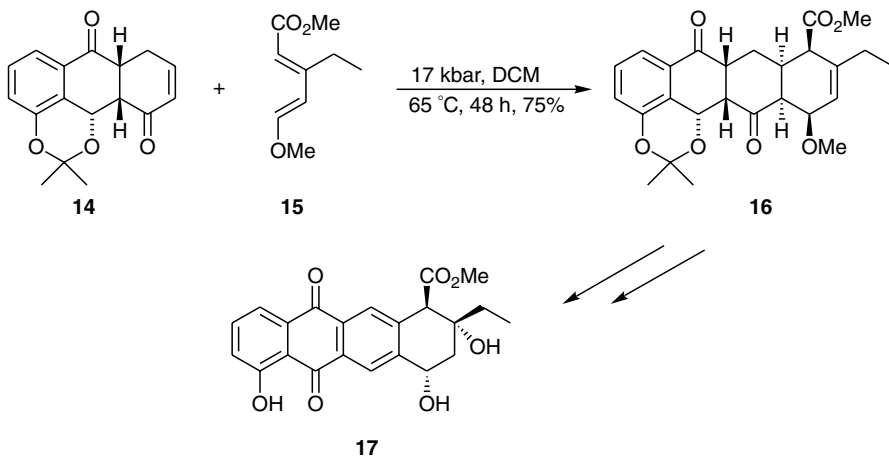
R, R<sub>1</sub>, R<sub>2</sub>, R<sub>3</sub> = H, Me, Et, CH<sub>2</sub>OSMDBT

The cycloaddition of the poor reactive dienophile  $\beta$ -angelica lactone (**11**) with open chain dienes **12** is another interesting example of activation by high pressure [7]. Since high temperatures and/or the catalysis of strong Lewis acids are precluded due to the diene sensitivity, the cycloaddition reactions cannot be carried out at atmospheric pressure. The resulting cycloadducts **13** are of interest because they are versatile synthetic building blocks. High pressure allowed the reactions to occur under milder conditions in high yields (85–90 %) (Equation 5.3).



Pressure also provides a valuable tool in the control of the regio- and diastereoselectivity of the Diels–Alder cycloaddition. This effect is influenced by the difference between the activation volumes of parallel reactions leading to regio- and diastereoisomers. A higher *endo*-diastereoselectivity can generally be expected because the *endo* transition state has a larger negative activation volume than the *exo* transition state. An example of regio- and stereocontrol by high pressure is the cycloaddition of the cyclohexenone-like dienophile **14** with diene **15** [7, 8] that affords the tetracyclic compound **16** which is used for the synthesis of aklavinone **17** (Scheme 5.1), the aglicone component of several members of 11-deoxyanthracyclines.

Until the 1980s this technique was used mostly in mechanistic investigations to obtain information about the structure and properties of the transition state of the Diels–Alder reaction. Now, the technique is mainly used in applications of synthetic organic chemistry.



Scheme 5.1

The solvent may be an important parameter for reactions carried out in solution, since the value of activation volume is often dependent on the solvent. A limitation may be due to the effect of pressure on the freezing temperature of

the solvent. To prevent the solvent from freezing under high pressure, temperature elevation is mostly used.

## 5.2 OPEN-CHAIN DIENES

### 5.2.1 Cycloadditions with Carbodienophiles

Cycloaddition reactions of (E)-1-acetoxybutadiene (**18a**) and (E)-1-methoxybutadiene (**18b**) with the acrylic and crotonic dienophiles **19** were studied under high pressure conditions [9] (Table 5.1). Whereas the reactions of **18a** with acrylic dienophiles regioselectively and stereoselectively afforded only *ortho-endo*-adducts **20** in fair to good yields, those with crotonic dienophiles did not work. Similar results were obtained in the reactions with diene **18b**. The loss of reactivity of the crotonic dienophiles has been ascribed to the combination of steric and electronic effects due to the methyl group at the  $\beta$ -carbon of the olefinic double bond.

The study was extended to the inverse electron-demand Diels–Alder reaction between the (E)-1-carboalkoxybutadienes **21** with ethylvinylether **22** (Figure 5.1). No reaction was observed in any case; either the starting materials were recovered or polymeric material was produced.

**Table 5.1** High pressure Diels–Alder reactions of (E)-1-acetoxy- (**18a**) and (E)-1-methoxybutadiene (**18b**) with acrylic and crotonic dienophiles

<b>19</b>	+	<b>18 a</b> , X = OAc <b>b</b> , X = OMe	$\xrightarrow[4-12\text{ h}]{15\text{ kbar, r.t.}}$	<b>20</b>
	X	Y	R	Yield (%)
	OAc	CHO	H	81
	OAc	CHO	Me	5
	OAc	COMe	H	45
	OAc	COMe	Me	0
	OAc	CO <sub>2</sub> Me	H	19
	OAc	CO <sub>2</sub> Me	Me	0
	OAc	CN	H	5
	OAc	CN	Me	0
	OMe	CHO	H	47
	OMe	CHO	Me	30
	OMe	CO <sub>2</sub> Me	Me	0



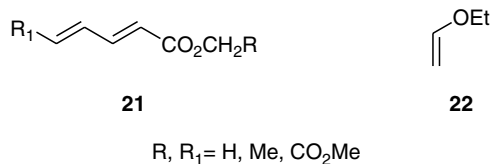
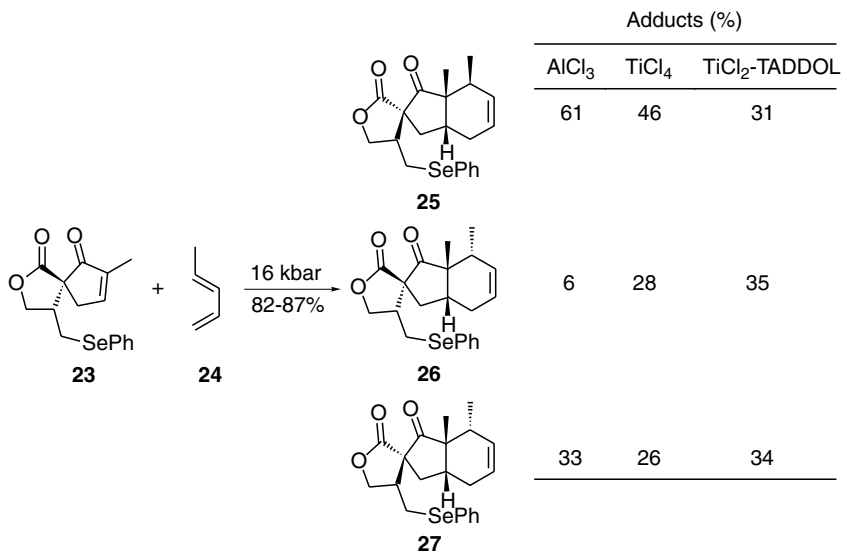


Figure 5.1

The Diels–Alder reaction of the bicycspirolactone **23** with E-piperylene (**24**) is the key step in a stereocontrolled synthetic approach to tricyclic compounds **25–27** related to Bakkenolides [10]. The cycloaddition failed at ambient pressure, but proceeded in generally good yield at high pressure and in the presence of various Lewis acids, giving mixtures of the *anti-endo* **25** (with respect to the CH<sub>2</sub>SePh group), *syn-endo* **26** and *anti-endo* **27** cycloadducts (Scheme 5.2). The cycloadditions were totally regioselective and the facial diastereoselectivity seems to be dependent upon the nature of the catalyst. The preponderance of *endo* products was attributed to high pressure.



Scheme 5.2

$\alpha,\beta$ -Unsaturated cycloalkenones are very poorly reactive dienophiles [11] that require high temperatures to afford cycloadducts in good yields. These conditions, as well as the use of strong Lewis acids as catalysts, are precluded if sensitive *hetero*-substituted 1,3-butadienes are used. Cycloalkenone cycloadditions

may, however, be accelerated by pressure, thus occurring under milder conditions which often improve also selectivity. 2-Cyclopenten-1-one (**28**) reacts regioselectively and stereoselectively [7, 12] with the electron-rich and push-pull *hetero*-substituted butadienes **15** and **29** in good to high yield (Figure 5.2). The replacement of oxygen by sulfur resulted in a markedly decreased diene reactivity as shown by the complete failure of **30** and **31** (Figure 5.2) to react.

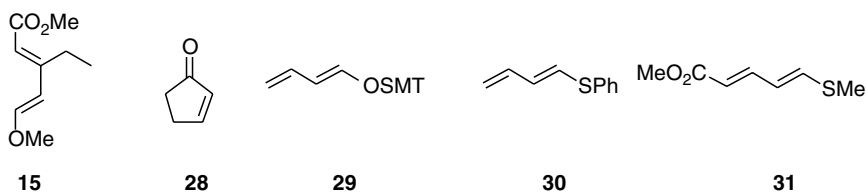
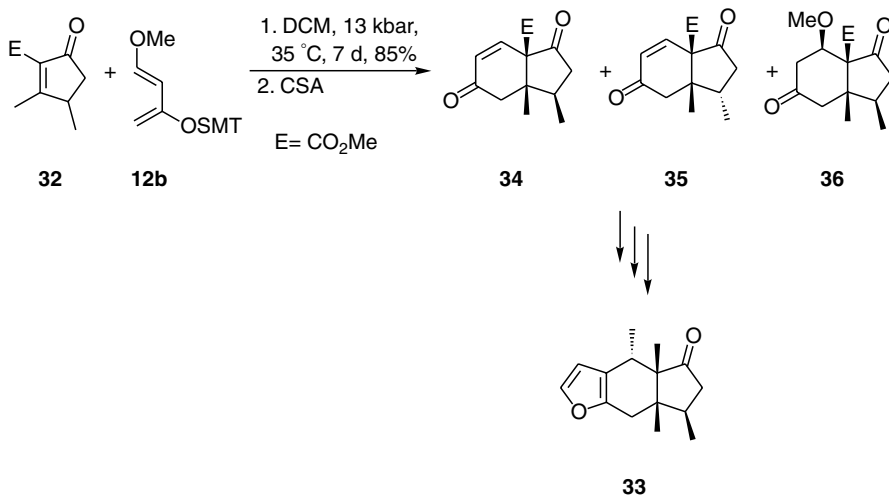


Figure 5.2

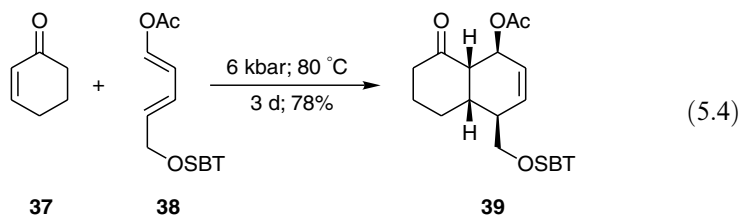
High pressure Diels–Alder reaction of 1-methoxy-3-(trimethylsilyloxy)-butadiene (Danishefsky's diene) (**12b**) with 2,3-dimethyl-5-oxocyclopent-1-ene-1-carboxylate (**32**) is the key step in the synthesis of the 4-*epi*-pingsone (**33**), a member of a class of sesquiterpenes, all of which have a six-five bicyclic structure with the three adjacent methyl groups in a *cis* configuration (Scheme 5.3) [13]. Whereas thermal cycloaddition occurred in low yield with no improvement observed by Lewis-acid catalysis, the yield was greatly improved using high pressure (13 kbar). In this case, cycloaddition, followed by hydrolysis of the intermediate silyl enol ether, gave a 4:1 mixture of enones **34** and **35** in good



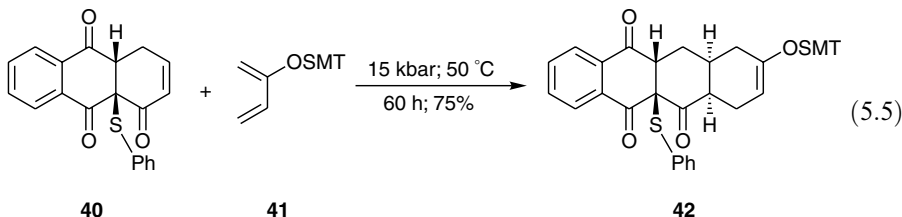
Scheme 5.3

yield (55 %) together with a 30 % yield of **36**. The enone **34** was then converted into 4-*epi*-pinguisone (**33**).

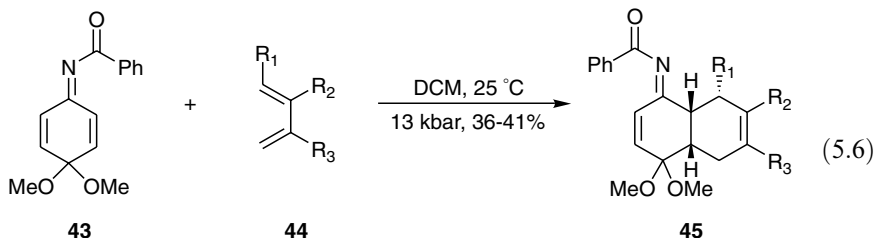
Diels–Alder reaction of 2-cyclohexen-1-one (**37**) with diene **38** mainly afforded the *exo* adduct **39**, the key intermediate in the synthesis of the ‘bottom half’ of chlorothricolide [14] (Equation 5.4).



Similarly, cycloaddition of the cyclohexenone-like dienophile **40** with 2-trimethylsilyloxy-1,3-butadiene (**41**) allowed [7]: the regio- and stereoselective synthesis of tetracyclic compound **42**, in high yield (Equation 5.5).

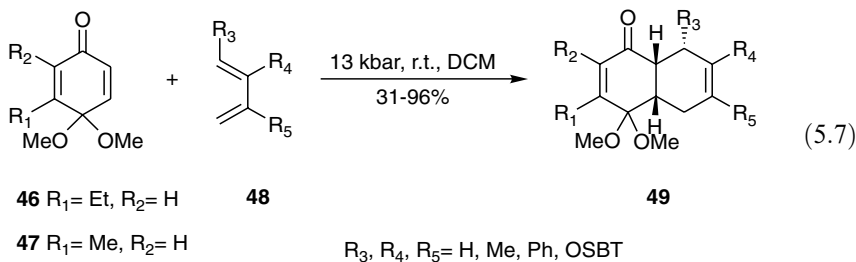


N-Benzoyl-1-amino-*p*-benzoquinone-4-dimethylketal **43** is an interesting starting substrate for the Diels–Alder-based synthesis of alkaloids [15]. The lability under typical Diels–Alder conditions, namely high temperatures and/or Lewis acids, precluded its use as dienophile. Compound **43**, however, reacted with a variety of butadienes **44** under high pressure conditions at room temperature, leading to high yields of cycloadducts **45** that were converted into either annulated benzanilides or naphthanilides by being treated with *p*-toluenesulfonic acid [16] (Equation 5.6). The sequence of cycloaddition followed by aromatization allows the acylated quinone imine ketal to function as a synthetic equivalent of an aminobenzene.



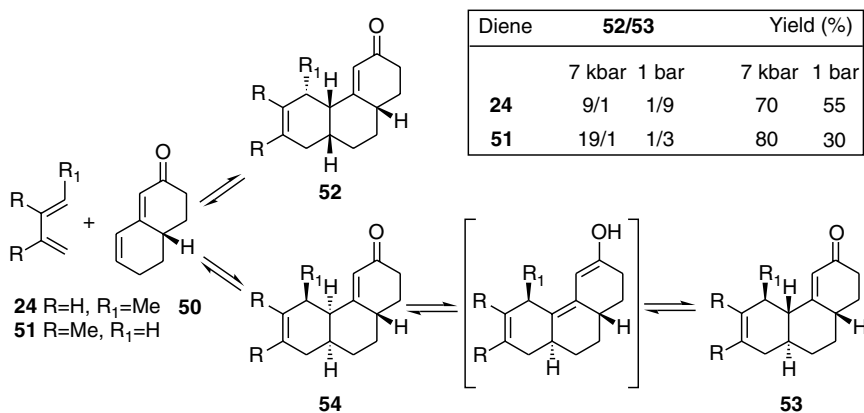
$R_1, R_2, R_3 = \text{H, Me, OMe, OSMT, OSMDBT}$

Quinone-mono-ketals **46** and **47** are also low reactive dienophiles and are sensitive to Lewis-acid catalysts. The use of high pressure overcomes this limitation [17]. As shown in Equation 5.7, cycloadditions with a variety of substituted 1,3-butadienes **48** occur regioselectively and *endo*-diastereoselectively in reasonable to good yields. This approach provides access to a variety of annulated benzenes and naphthalenes after aromatization of adducts **49**.



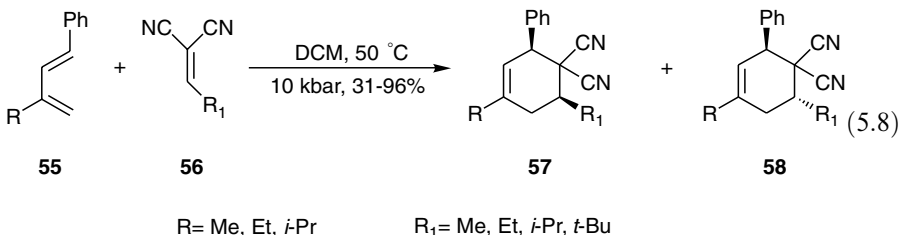
An example of stereocontrol by high pressure is given by the regio- and diastereoselective synthesis of hydrophenanthrenones [18] which are useful intermediates for synthesizing diterpenes and steroids, by  $\text{EtAlCl}_2$ -catalyzed cycloadditions of heteroannular bicyclic dienone **50** with (*E*)-piperylene (**24**) and 2,3-dimethyl-1,3-butadiene (**51**) (Scheme 5.4).

The different ratios of **52/53** produced by cycloadditions performed at atmospheric and high pressure, and the formation of the unusual *trans* adducts **53**, have been explained by the facts that (i) Diels–Alder reactions under atmospheric pressure are thermodynamically controlled, and (ii) the *anti-endo* adducts **52** are converted into the short-lived *syn-endo* adducts **54** which tautomerize (via a dienol or its aluminum complexes) to **53**. The formation of *trans* compounds **53** by induced post-cycloaddition isomerization makes the method more flexible and therefore more useful in organic synthesis.

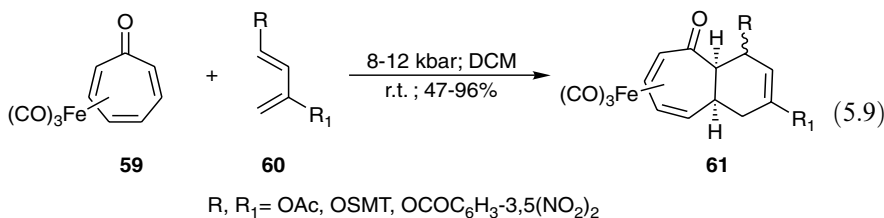


Scheme 5.4

A study [19] of the cycloaddition between substituted (E)-1-phenyl-1,3-butadienes **55** and substituted 1,1-dicyanoethylenes **56** leading to *cis*- and *trans*-cyclohexenes **57** and **58** (Equation 5.8) has shown that diastereoselectivity is markedly dependent on pressure.



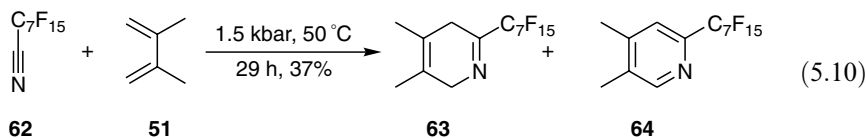
Whereas tropones usually act as dienes in cycloaddition reactions (Section 5.4), tricarbonyl (tropone) iron **59** displays a reactivity that is almost identical to that of a normal enone. High pressure cycloadditions of **59** with 1-oxygen substituted dienes **60** gave the desired cycloadducts **61** in good to excellent yields (Equation 5.9). The subsequent decomplexation of the cycloadducts has been accomplished by treatment with CAN [20].



### 5.2.2 Cycloadditions with Heterodienophiles

*Hetero*-Diels–Alder reaction is a powerful methodology in the synthesis of heterocyclic compounds. Using the high pressure technique has greatly extended the synthetic applications of this methodology.

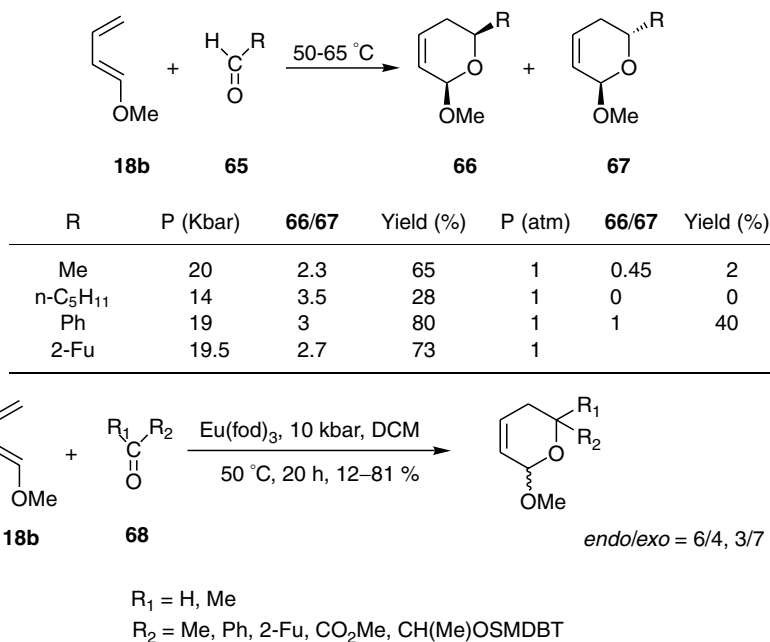
*Hetero*-Diels–Alder reaction of perfluorooctanonitrile (**62**) and 2,3-dimethyl-1,3-butadiene (**51**) allows [21] 3,4-dimethyl-6-perfluoroheptyl-2,5-dihydropyridine (**63**) to be synthesized (Equation 5.10). Usually, perfluorocarbon-substituted nitriles require high temperatures to undergo Diels–Alder cycloaddition [22] but, under these conditions, the dihydropyridines gradually eliminate hydrogen and are converted into the corresponding pyridines. Therefore the cycloadducts can be obtained under mild conditions. High pressure (1.5 kbar) cycloadditions between **62** and **51** at 50 °C afforded a mixture of mostly dihydropyridine **63** with the corresponding pyridine **64** (Equation 5.10). The best result (**63/64** = 3.7:1) was obtained with a reaction time of 29 h.



Pyran derivatives, useful intermediates in the total synthesis of many monosaccharides and other natural products, have been synthesized by *hetero*-Diels-Alder reaction by using carbonyl compounds as dienophiles [9, 23].

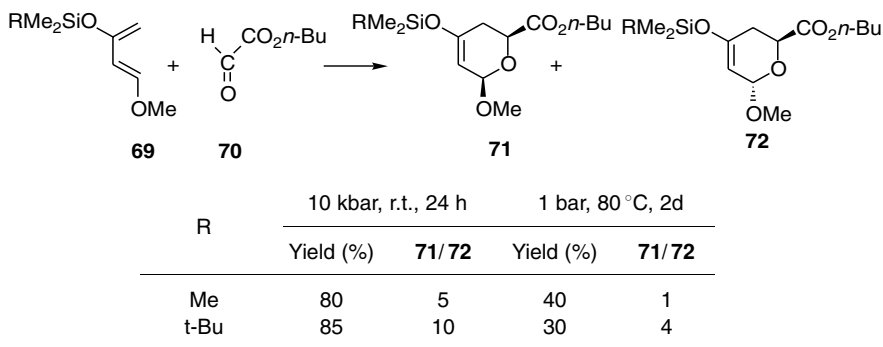
A convenient synthetic route to obtain these compounds is the thermal Diels-Alder cycloaddition of 1-methoxybutadiene (**18b**) with carbonyl compounds, but this route is limited to aldehydes activated by an electron-withdrawing substituent. Non-activated carbonyl compounds require drastic conditions or fail to react. Application of high pressure overcomes this limitation.

Cycloaddition reactions of the simple alkyl and aryl aldehydes **65** with (*E*)-1-methoxy-1,3-butadiene (**18b**) under high pressure conditions afforded adducts **66** and **67** in reasonable to good yields [2g, 23]. A marked preference for the *endo*-diastereoselectivity has been observed; as usual, applying pressure enforces *endo*-addition (Scheme 5.5). Using mild Lewis-acid catalysts [24], such as  $\text{Eu}(\text{fod})_3$ ,  $\text{Yb}(\text{fod})_3$ , or  $\text{Eu}(\text{hfc})_3$ , in combination with pressure, allows good results to be obtained with the added advantage of reducing the pressure to 10 kbar [25] (Scheme 5.5).



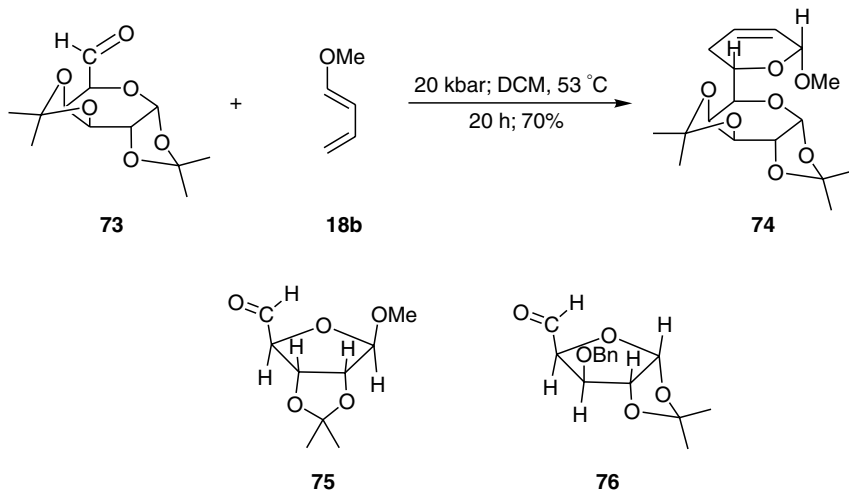
Scheme 5.5

More functionalized 5,6-dihydro-2H-pyran-derivatives **71** and **72** have been prepared [26] by cycloaddition of 1-methoxy-3-trialkylsilyloxy-1,3-butadienes **69** with *t*-butylglyoxylate (**70**) (Scheme 5.6). Whereas thermal reactions did not occur in good yields because of the decomposition of the cycloadducts, application of pressure (10 kbar) allowed milder conditions to be used, which markedly improved the reaction yields. The use of high pressure also gives preferentially *endo*-adduct allowing a stereocontrolled synthesis of a variety of substituted 5,6-dihydro-2H-pyran-derivatives, which are difficult to prepare by other procedures.



Scheme 5.6

Pressured cycloaddition of (*E*)-1-methoxybutadiene (**18b**) with 1:2,3:4-di-*O*-isopropylidene- $\alpha$ -D-galactopyranos-6-ulose (**73**) diastereoisomerically afforded pure cycloadduct **74**, that exhibits the *cis* arrangement of the methoxy group with respect to the sugar moiety [27] (Scheme 5.7). Similar results were obtained with the sugar aldehydes **75** and **76**.



Scheme 5.7

**Table 5.2** High pressure Diels–Alder reactions of diene **77** with dienophiles **78**

<b>77</b>	<b>78</b>		<b>79</b>	<b>80</b>
R	R <sub>1</sub>	R <sub>2</sub>	Reaction conditions	<b>79/80</b> Yield (%)
H	OEt	H	PhMe, 110 °C	1.8 48
			TiCl <sub>4</sub> , DCM, -78 °C	0.3 61
			13 kbar, neat, 24 °C	5.7 82
H	OBn	Me	PhH, 80 °C	3 11
			EtAlCl <sub>2</sub> , DCM, -78 °C	6 46
			9.5 kbar, DCM, 24 °C	19 50
OMe	OMe	H	DCM, 40 °C	— 63
			13 kbar, DCM, 25 °C	— 41
OMe	OMe	OMe	9.5 kbar, DCM, 24 °C	0.5 41

An alternative approach to the synthesis of pyran derivatives based on high pressure accelerated intermolecular inverse electron-demand Diels–Alder reaction of 1-oxo-1,3-butadienes has been developed by Boger and Robarge [28, 29]. Central to the development of this approach was the selection of appropriately matched diene–dienophile partners of the inverse electron-demand cycloaddition which permits the preparation of carbohydrates bearing a full range of selectively protected oxygen substituents. Methyl-*trans*-4-methoxy-2-oxo-3-butenoate (**77**) and methyl-*trans*-4-phenyl-2-oxo-3-butenoate (**81**) underwent cycloaddition reactions with a variety of electron-rich dienophiles. Some of the results are summarized in Tables 5.2 and 5.3. All the reactions were totally regioselective and, although thermal and catalyzed cycloadditions preferentially proceed through an *endo* transition state, the pressure-promoted cycloadditions are more *endo*-diastereoselective and give higher reaction yields.



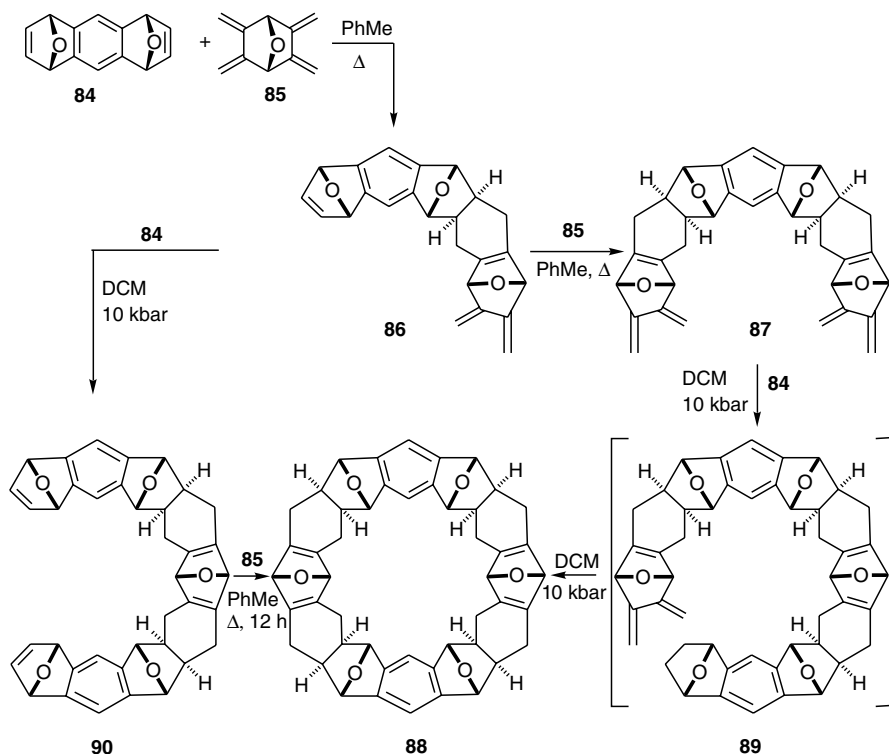
**Table 5.3** High pressure Diels–Alder reactions of diene **81** with dienophiles **78**

R	R <sub>1</sub>	R <sub>2</sub>	Reaction conditions	<b>82/83</b>	Yield (%)
H	OEt	H	PhMe, 80 °C	4	73
			EtAlCl <sub>2</sub> , DCM, -78 °C	0.4	94
			6.2 kbar, neat, 24 °C	9	86
H	OBn	Me	6.2 kbar, DCM, 24 °C	25	78
			OMe	OMe	H
			6.2 kbar, DCM, 24 °C	—	65
OMe	OMe	OMe	10 kbar, DCM, 24 °C	1	72

### 5.3 OUTER-RING DIENES

Pressure-promoted stereoregular Diels–Alder reactions have been used in the synthesis of macropolycycles by Stoddart and coworkers [30]. A key feature in this synthetic approach has been the development of a repetitive Diels–Alder reaction sequence in which three distinct levels of diastereoselectivity are achieved during each cycloaddition involving bisdiene and bisdienophile building blocks. The development of this highly efficient synthesis provided an easy entry into a new series of exotic hydrocarbons. The synthesis of the [12]-cyclacene derivative **88** is a representative example (Scheme 5.8). The chosen building blocks **84** and **85** have diastereotopic  $\pi$ -faces and therefore, in principle, there are eight different ways of interaction. However, the  $\pi$ -facial diastereoselectivities exhibited in cycloadditions with **84** and **85** are such that Diels–Alder reaction occurs preferentially at the *exo*-face of bisdienophile **84** and the *endo*-face of the bisdiene **85**. Thermal equimolecular cycloaddition between **84** and **85** diastereoselectively afforded a mixture of **86** (24 %) and **87** (61 %); the 2:1 adduct **87** is formed from **86**. High pressure-promoted cycloaddition (10 kbar) of **87** with bisdienophile

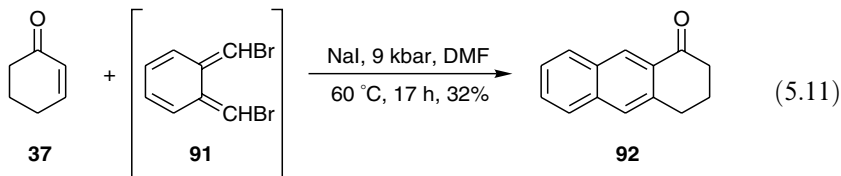
**84** led to the desired [12]-cyclacene **88**. The cycloaddition presumably affords the intermediate **89** which immediately undergoes a rapid intramolecular ring closure. In a different approach to **88**, cycloadduct **86** reacted with bisdienophile **84** at high pressure (10 kbar) to afford nonacene **90** (Scheme 5.8). Thermal intermolecular Diels–Alder reaction of **90** with bisdiene **85**, followed by the intramolecular ring closure of the cycloadduct, led to compound **88**.



Scheme 5.8

The *o*-quinodimethanes are very reactive, unstable dienes, which are usually prepared *in situ*. The cycloaddition under high pressure of the dibromo-*o*-quinodimethane **91**, generated *in situ* from  $\alpha,\alpha,\alpha',\alpha'$ -tetrabromo-*o*-xylene,

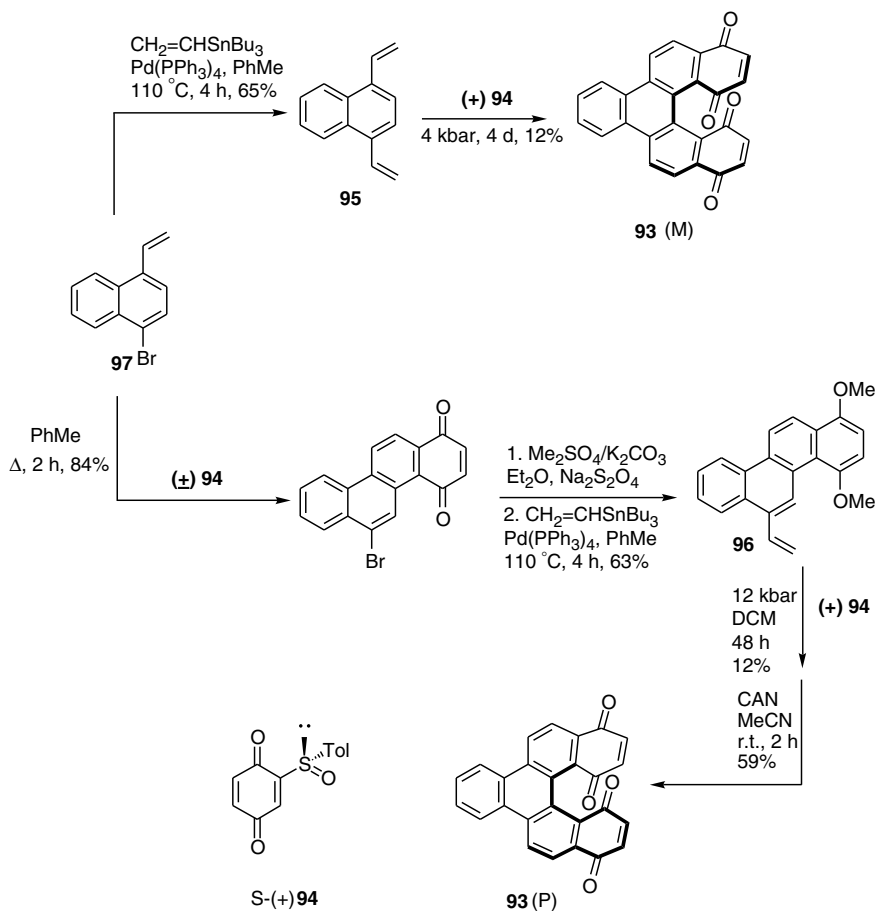
with 2-cyclohexenone (**37**) directly afforded [31a] 1-(2H)-anthracenone (**92**), which is a useful starting material for the synthesis of polycyclic aromatic hydrocarbons (Equation 5.11). No reaction occurred under thermal conditions because of the low reactivity of 2-cyclohexenone (**37**). This one-pot synthesis of **92** is easier than the previously reported four-step synthesis [31b].



#### 5.4 INNER-OUTER-RING DIENES

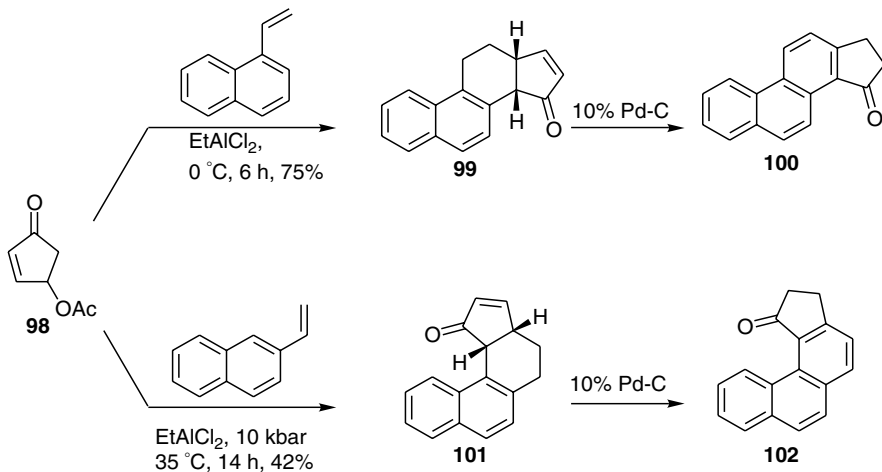
Arylethenes are ‘inner-outer-ring dienes’ in which the vinyl group is linked to an aromatic system. These dienes are poorly or moderately reactive; the presence of electron-donating substituents in the diene moiety markedly increases their reactivity. Their cycloadditions are usually accelerated in order to be carried out under mild conditions. 1-Vinylnaphthalene is more reactive than 2-vinylnaphthalene and styrenes.

Enantiomers (M)- and (P)-helicenebisquinones [32] **93** have been synthesized by high pressure Diels–Alder reaction of homochiral (+)-(2-*p*-tolylsulfonyl)-1,4-benzoquinone (**94**) in excess with dienes **95** and **96** prepared from the common precursor **97** (Scheme 5.9). The approach is based on the tandem [4 + 2] cycloaddition/pyrolytic sulfoxide elimination as a general one-pot strategy to enantiomerically enriched polycyclic dihydroquinones. Whereas the formation of (M)-helicene is explained by the *endo* approach of the arylolethene toward the less encumbered face of the quinone, the formation of its enantiomeric (P)-form can be the result of an unfavourable interaction between the OMe group of approaching arylolethene and the sulfinyl oxygen of **94**.



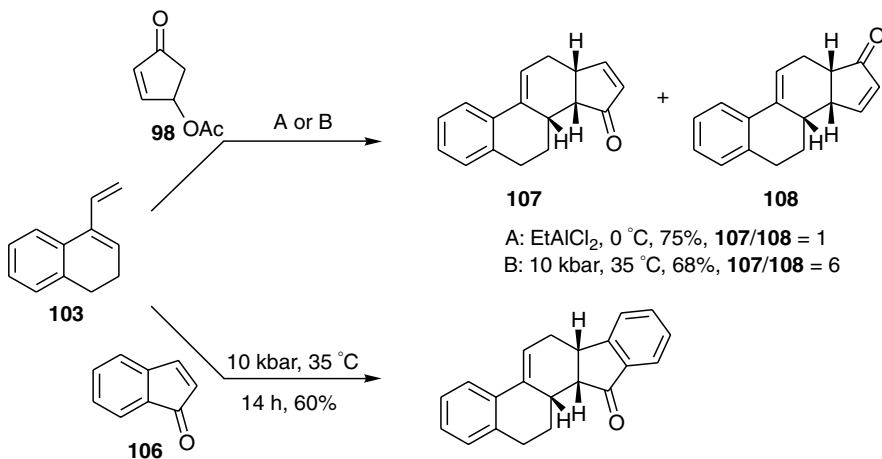
Scheme 5.9

Although 1-vinylnaphthalene thermally reacts with 4-acetoxy-2-cyclopenten-1-one (**98**) to regioselectively afford **99**, the isomer 2-vinylnaphthalene gives the same thermal cycloaddition with low yield (30 %) and reacts satisfactorily only with **98** at 10 kbar (Scheme 5.10). Both products **99** and **101** were converted into the cyclopenta[a]phenanthren-15-one (**100**) and cyclopenta[c]phenanthren-1-one (**102**) isomers. Acetoxyketone **98** acts as a synthetic equivalent of cyclopentadienone (**114** in Scheme 5.14) in cycloaddition reactions [33].

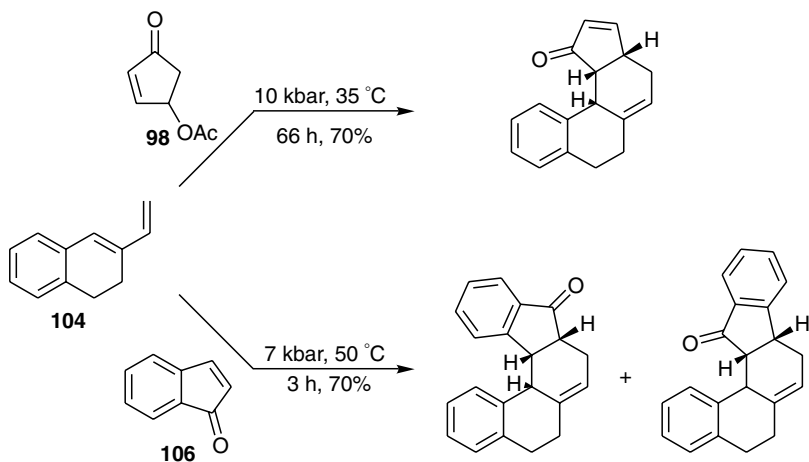


Scheme 5.10

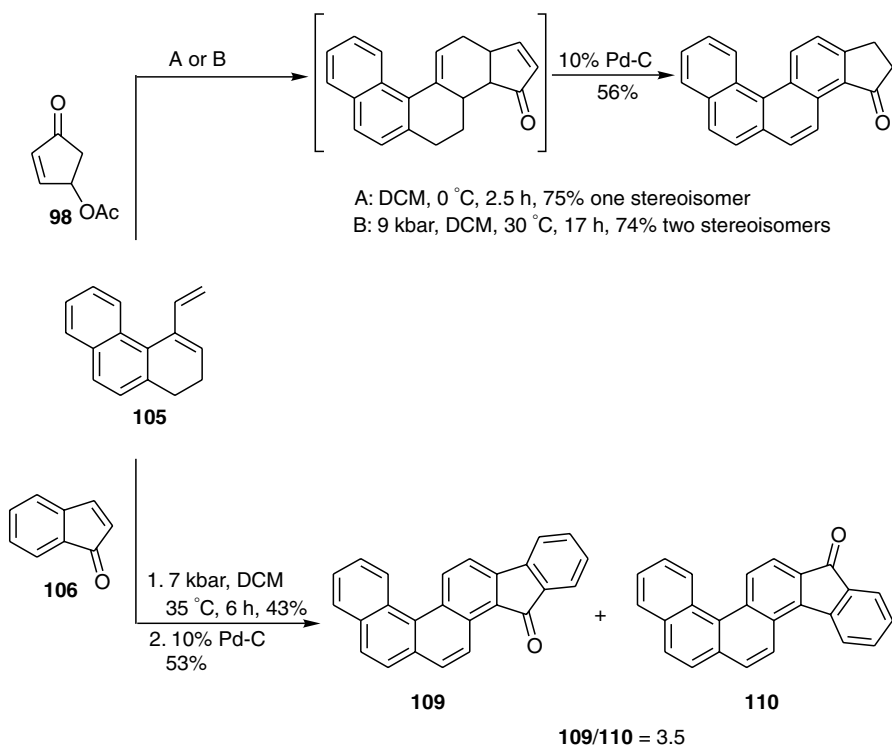
Since dihydroarylethenes are more reactive than the corresponding fully aromatic compounds, their use in the cycloaddition reactions is preferred in order to carry out the reactions under mild conditions with higher yields. Some reactions of 3,4-dihydro-1-vinylnaphthalene (**103**) [33], 3,4-dihydro-2-vinylnaphthalene (**104**) [34], and 1,2-dihydro-4-vinylphenanthrene (**105**) [35] with 4-acetoxy-2-cyclopentenone (**98**) and 2-inden-1-one (**106**) are summarized in Schemes 5.11–5.13.



Scheme 5.11



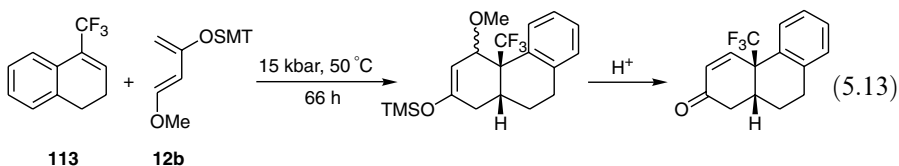
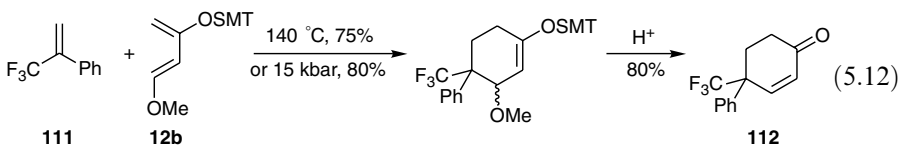
Scheme 5.12



Scheme 5.13

Pressure influences the regioselectivity and the *endo*–*exo* diastereoselectivity of the cycloadditions. All the cycloadducts were converted into polycyclic aromatic hydrocarbons by treatment over a Pd/charcoal catalyst. This approach provides a new and efficient route to a broad variety of polycyclic aromatic hydrocarbons [36].

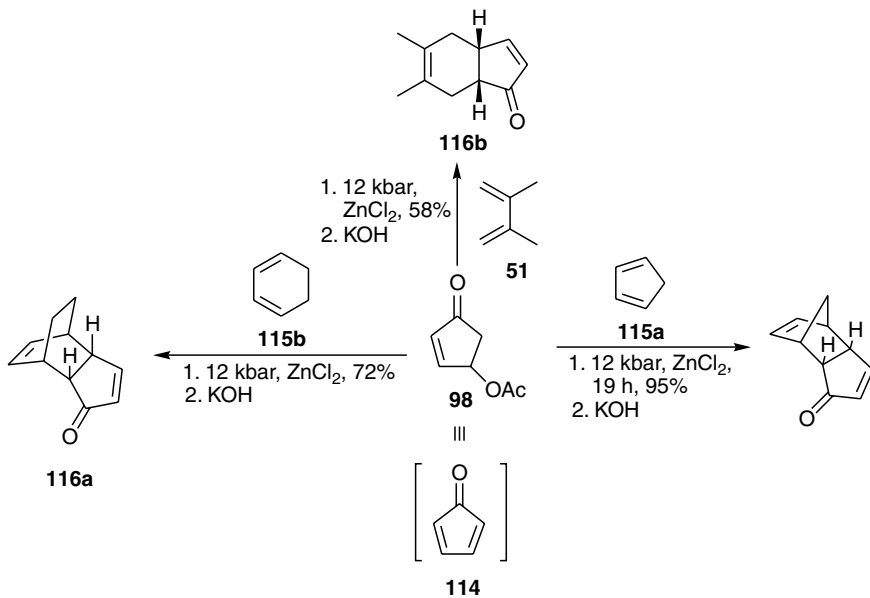
When electron-withdrawing groups are introduced at the vinyl moiety, arylethenes may behave as dienophiles. Thus  $\alpha$ -trifluoromethyl styrene (**111**) interacted with Danishefsky's diene (**12b**) under thermal or high pressure conditions [37] to regioselectively afford a 1:1 mixture of cycloadducts which were then converted to 4-phenyl-4-trifluoromethyl-2-cyclohexen-1-one (**112**) (Equation 5.12). A direct access to angularly trifluoromethyl-substituted tricyclic compounds may be achieved by cycloaddition of the 1-trifluoromethyl-3,4-dihydronaphthalene (**113**) with diene **12b** (Equation 5.13).



## 5.5 INNER-RING DIENES

### 5.5.1 Cyclopentadienes and Cyclohexadienes

4-Acetoxy-2-cyclopenten-1-one (**98**) is an interesting dienophile that acts as a synthetic equivalent of cyclopentadienone (**114**) [38]. Ketone **98** is poorly reactive; whereas it underwent cycloaddition reactions with reactive cyclic dienes, such as cyclopentadiene (**115a**) using zinc chloride as catalyst, it did not react with less reactive dienes such as 1,3-cyclohexadiene (**115b**) and 2,3-dimethyl-1,3-butadiene (**51**). At 12 kbar and using zinc chloride as catalyst, both dienes underwent a smooth reaction (Scheme 5.14) [39]. Treatment of the reaction mixtures with 1N KOH afforded *endo*-tricyclo [5.2.2.0[2,6]] undecadienone (**116a**) and dimethyl tetrahydroindenone (**116b**), in 72 % and 58 % overall yield, respectively; these are suitable synthons for a variety of natural products.

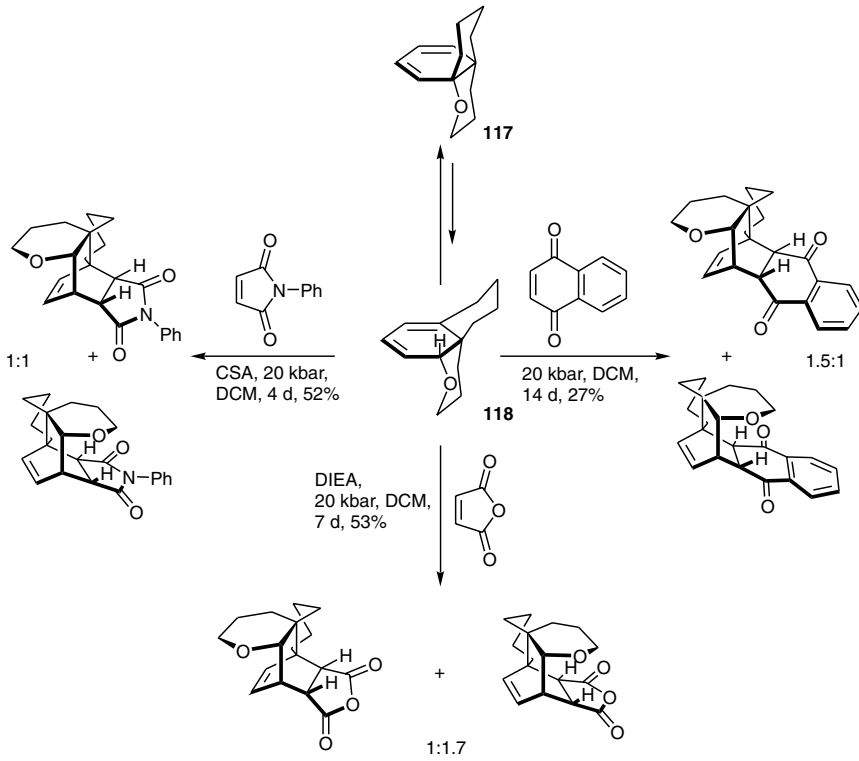


Scheme 5.14

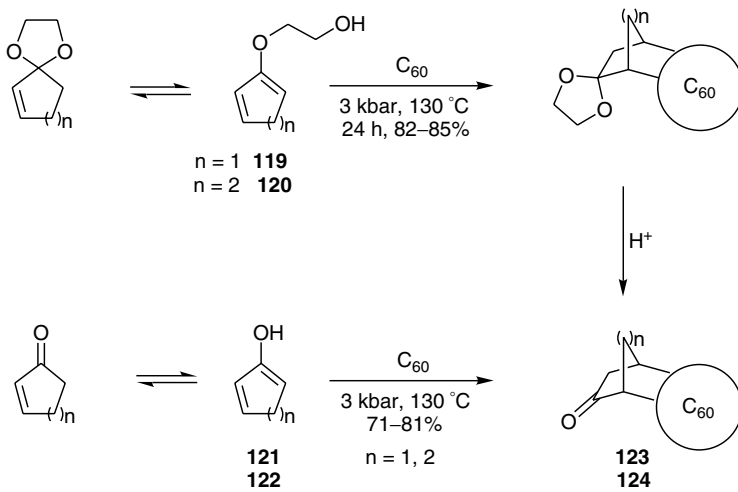
An interesting phenomenon has been observed in the high pressure Diels–Alder reactions of the 1-oxa[4.4.4]propella-5,7-diene (**117**) with 1,4-naphthoquinone, maleic anhydride and *N*-phenylmaleimide, where the diene **117** undergoes a rearrangement to the diene isomer **118** which, although thermodynamically less favored, exhibits a greater reactivity [40]. The reactivities of the three dienophiles differed since maleic anhydride and *N*-phenylmaleimide reacted only in the presence of diisopropylethylamine (DIEA) and camphorsulfonic acid (CSA), respectively (Scheme 5.15). The distribution of the adduct pairs shows that the oxygen atom does not exert a consistent oriental dominance on  $\pi$ -facial selectivity.

Cycloalkenones and/or their derivatives can also behave as dienic partners in the Diels–Alder cycloaddition. It is well documented [41] that cyclic acetals, for example, can interconvert with ring-opened enol ether forms, in a reversible manner; the latter compounds can then be trapped by various dienophiles. Thus dienes **119** and **120** reacted with [60]-fullerene (C<sub>60</sub>) at high pressure, affording highly thermally stable products [42] (Scheme 5.16). Ketones **123** and **124** could be directly obtained by cycloaddition of enol forms **121** and **122** of 2-cyclopenten- and 2-cyclohexen-1-one, respectively.





Scheme 5.15

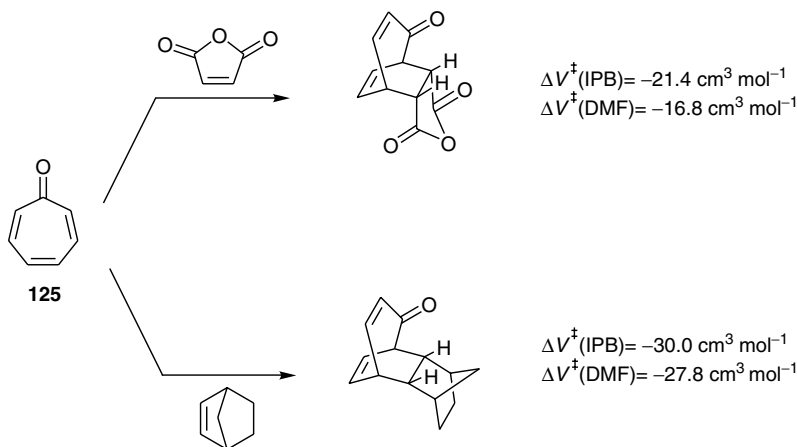


Scheme 5.16

### 5.5.2 Tropones as Dienes

Tropones are non-benzenoid compounds that behave like  $4\pi$ -components in a Diels–Alder reaction. These compounds are of interest because of their synthetic applications based on the Diels–Alder reaction, since the cycloadducts can be easily converted into a large variety of compounds.

The study of high pressure cycloaddition reactions of tropone (**125**) with maleic anhydride and norbornene allowed the reaction activation volumes to be measured and showed that they are large, negative and solvent-dependent (Scheme 5.17) [43a].



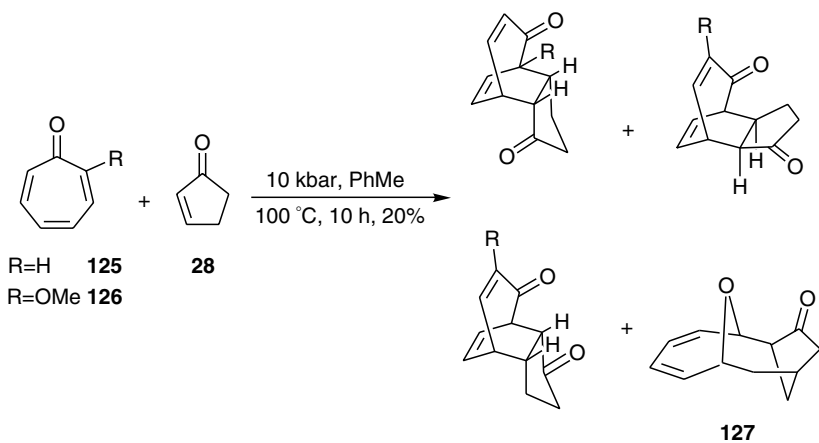
Scheme 5.17

Tropone (**125**) and the 2-substituted tropones showed a different reactivity in the cycloaddition with 2-cyclopentenone (**28**). Whereas tropone itself (**125**) and the 2-methoxytropone (**126**) reacted at 10 kbar, giving a mixture of four and three products, respectively (Scheme 5.18), 2-hydroxy- and 2-chloro-tropone failed to react at all [43b]. Compound **127** does not have the expected dihydrohomobarrelenone framework; it is probably derived from the cycloaddition of **125** and 1,4-cyclopentadien-1-ol, the enol form of **28**.

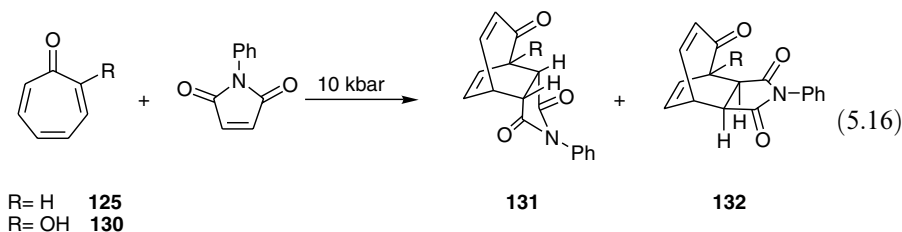
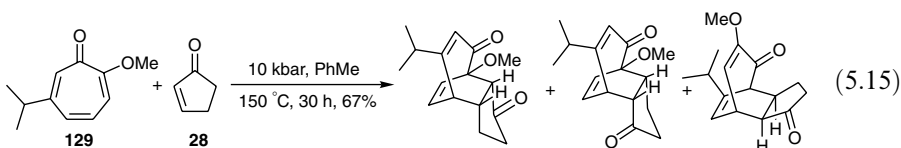
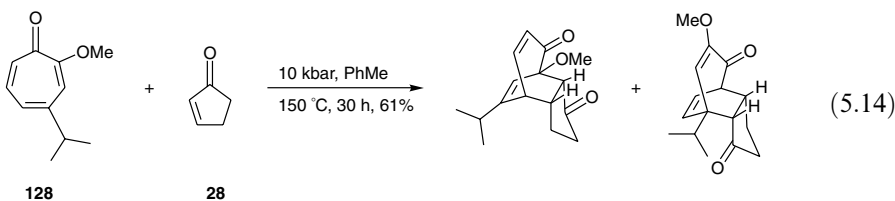
Similar results were obtained in the cycloadditions of 2-cyclopentenone **28** with 2-methoxy-4-isopropyl-tropone (**128**) and 2-methoxy-6-isopropyl-tropone (**129**) (Equations 5.14 and 5.15).

Tropone (**125**) and tropolone (**130**) reacted [44] with N-phenylmaleimide at high pressure (10 kbar) and gave a mixture of *exo*- and *endo*-adducts, **131** and **132**, respectively (Equation 5.16).

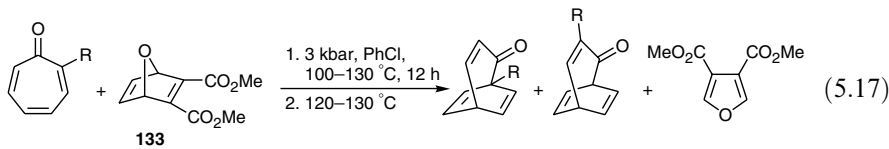
Another versatile two-step synthesis of homobarrelenones [45] is based on the high pressure cycloaddition of tropone (**125**) and its 2-methoxy-, 2-hydroxy- and 2-chloro-derivatives with 2,3-bis(methoxycarbonyl)-7-oxabicyclo[2.2.1]hepta 2,5-diene (**133**) followed by thermolysis of the cycloadducts at 130 °C with the



Scheme 5.18



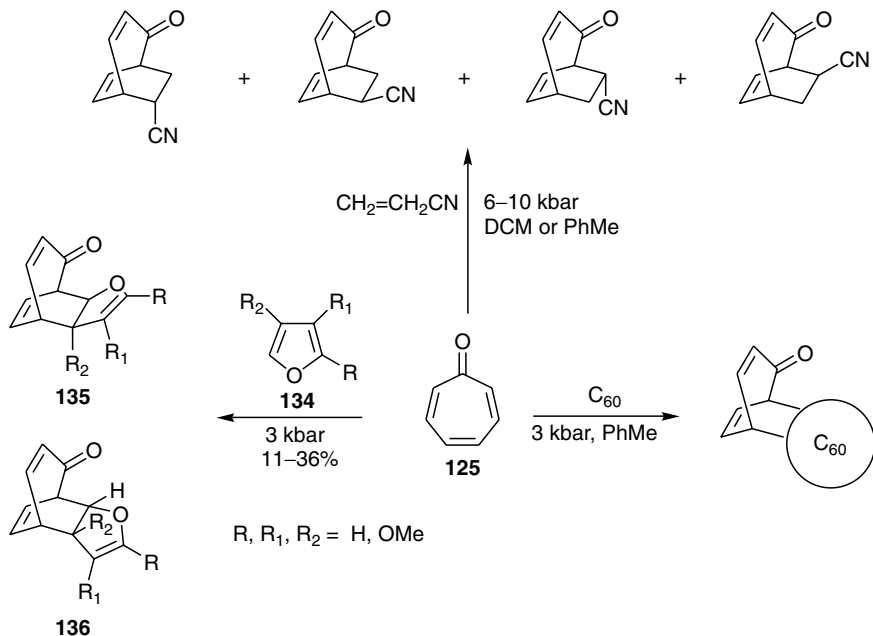
extrusion of the furan ring (Equation 5.17). Diels–Alder adducts of furans are known to readily undergo a cycloreversion reaction; 7-oxabicyclo[2.2.1]heptadiene **133** behaves like a synthetic equivalent of acetylene [46]. Homobarrelenones substituted at the bridgehead carbon rearrange into the indanones.



R = H, OMe, OH, Cl

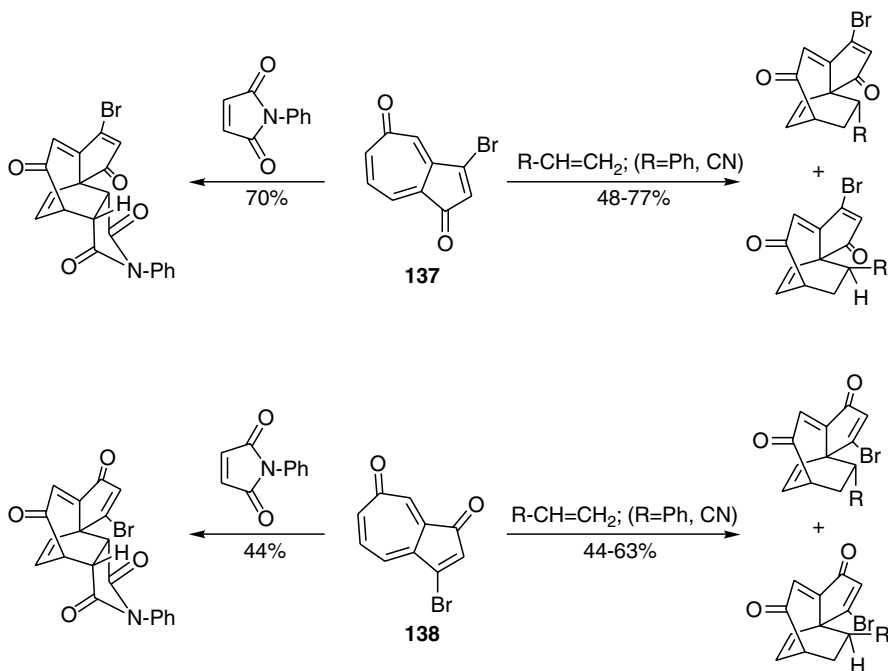
Tropone (**125**) reacted with acrylonitrile under both thermal and high pressure conditions [47] to afford a mixture of regioisomers and *endo-exo* diastereoisomers (Scheme 5.19). The product distribution was not dependent on pressure, but was slightly temperature dependent. There is a sharp preference for *endo*-selectivity.

Cycloaddition of **125** with buckminsterfullerene ( $\text{C}_{60}$ ) at 3 kbar allowed the adduct [48] to be obtained, preventing a retro Diels–Alder process (Scheme 5.19). Cycloadditions of tropone (**125**) with furans **134** gave mixtures of 1:1 *endo*- and *exo*-monocycloadducts **135** and **136**, respectively [49a], together with some bisadducts. In this case furan reacts solely as the  $2\pi$  component in spite of its diene system. Whereas 2-methoxy furan gave mainly the kinetically controlled product **135** (R = OMe;  $\text{R}_1 = \text{R}_2 = \text{H}$ ), under the same conditions 3,4-dimethoxy furan afforded the thermodynamically controlled cycloadduct **136** (R = H;  $\text{R}_1 = \text{R}_2 = \text{OMe}$ ) as the major product (Scheme 5.19).



Scheme 5.19

Azulene quinones [49b] are compounds related to the family of tropones and are considered to possess great biological and physiological potential. Several polycyclic compounds have been prepared by high pressure (3 kbar, PhCl, 130 °C, 15 h) Diels–Alder reaction of 3-bromo-1,5-azulene quinone (**137**) and 3-bromo-1,7-azulene quinone (**138**) with several dienophiles. The cycloadditions were regioselective and afforded cycloadducts in reasonable to good yields (Scheme 5.20).

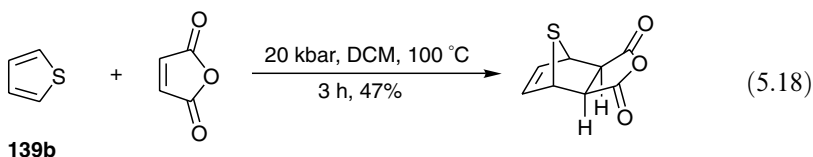


Scheme 5.20

### 5.5.3 Furans and Thiophenes

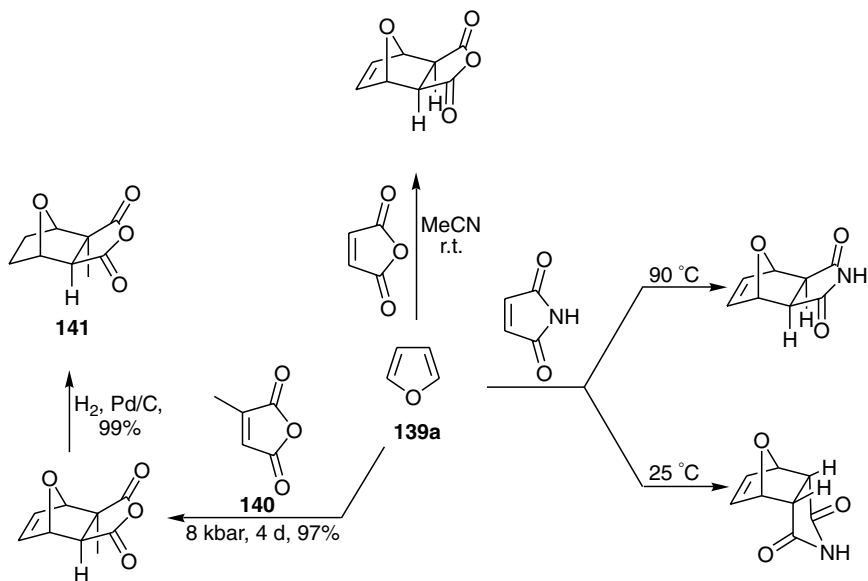
Heteroaromatic five-membered compounds, such as furan (**139a**) and thiophene (**139b**), may be formally considered to be 1,3-butadienes with their terminal carbons ‘tied down’ by a heteroatom bridge; chemically, they can behave as conjugated dienes. Furan (**139a**) has a low aromatic character and hence it has a great tendency to behave like a conjugated diene. Unlike furan, the more aromatic thiophene (**139b**) is a very poor diene that does not usually undergo the Diels–Alder reaction under thermal and Lewis-acid-catalyzed conditions. It may react with highly reactive dienophiles like dicyanoacetylene and tetrafluorobenzynes to give aromatic compounds; the Diels–Alder cycloadditions of thiophenes are often followed by the loss of the heteroatom. The thiophene derivatives, such

as thiophene-1,1-dioxide and 2,5-dimethoxythiophene, react thermally. However, the reaction of thiophene (**139b**) with maleic anhydride may be promoted by high pressure [50] and leads to the *exo*-cycloadduct, with the yield depending on the reaction temperature, pressure and solvent (Equation 5.18). Under high pressure conditions, the choice of solvent becomes important as is well documented in various studies on the kinetic solvent effects [51]. The best yield was obtained at 100 °C and 20 kbar in dichloromethane.



The more reactive furan (**139a**) undergoes thermal Diels–Alder reaction [52] with reactive dienophiles such as maleic anhydride and maleimide (Scheme 5.21). Whereas the cycloaddition with the maleic anhydride afforded the *exo*-adduct at room temperature, the stereochemistry of the reaction of maleimide depends on the reaction temperature.

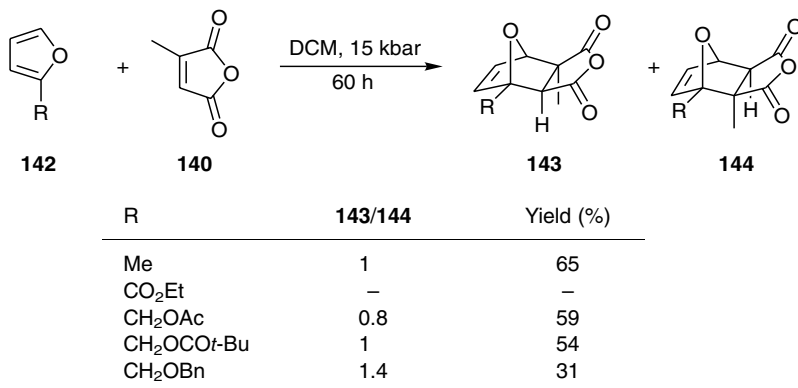
Diels–Alder reactions of furans are markedly reversible because of the aromatic character of the furan nucleus [1a]. The lability of the cycloadducts, even at relatively low temperatures, as well as the sensitivity to acidic conditions of both furans and cycloadducts, preclude the use of strong Lewis acids and have therefore given importance to the high pressure technique.



Scheme 5.21

Whereas maleic anhydride can react with furan (**139a**) at ambient pressure, citraconic anhydride (**140**) reacts only at high pressures due to the strong deactivating effect of the methyl group (Schemes 5.21 and 5.22). The two-step synthesis [53] of the palasonin (**141**), in an overall yield of 96 %, is a good example of the acceleration of the Diels–Alder by high pressure (Scheme 5.21). Previous synthesis [54] based on the thermal Diels–Alder reaction of furan with methoxy carbonyl maleic anhydride required 12 steps.

High pressure cycloaddition of citraconic anhydride (**140**) with 2-substituted furans **142** afforded, *exo*-diastereoselectively but unregioselectively, bicyclic cycloadducts **143** and **144** that have been used in straightforward routes to CD-ring fragment of paclitaxel [55] (Scheme 5.22). The cycloadducts were then



Scheme 5.22

converted into bicyclic lactones **145** and **146** and into cyclohexene derivative **147** (Figure 5.3) which is a potential precursor in the total synthesis of paclitaxel and paclitaxel analogs. The application of high pressure accelerates the formation of cycloadducts **143** and **144**.

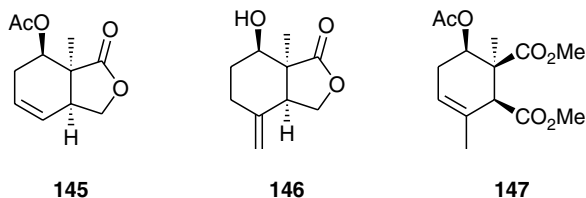
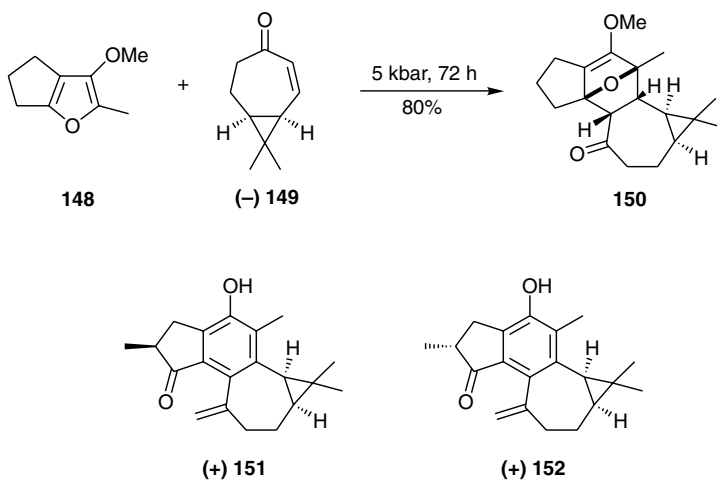


Figure 5.3

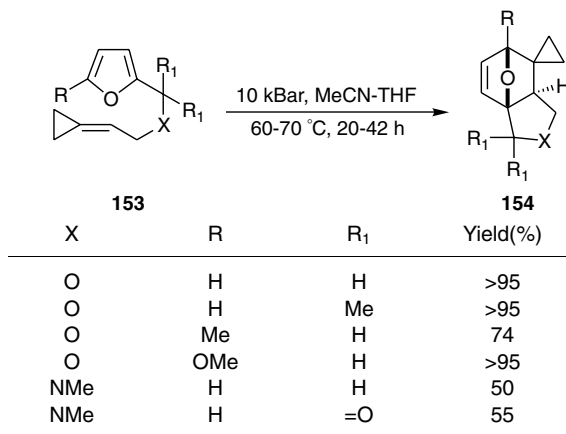
Diels–Alder reaction of the furan derivative **148** with homochiral bicyclic enone **149** is the key step [56] in the total synthesis of the diterpenes jatropholone A and B, **151** and **152**, respectively, isolated from *Jatropha gossypifolia* L [57]. Initial efforts to carry out the cycloaddition between **148** and **149** under thermal or Lewis-acid conditions failed due to diene instability. Application of 5 kbar of pressure to a neat 1:1 mixture of diene and dienophile afforded crystalline **150** with the desired regiochemistry (Scheme 5.23). Subsequent aromatization, introduction of the methylene group, oxidation and methylation afforded (+)-jatrofolones **151** and **152**.



Scheme 5.23

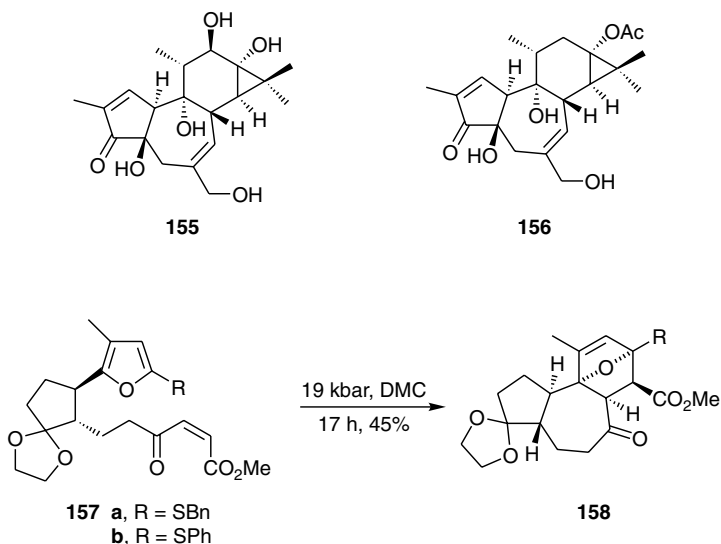
High pressure technique has also been applied successfully to intramolecular Diels–Alder reactions of furan derivatives. Furfuryl-substituted methylene cyclopropane derivatives **153** did not undergo intramolecular cycloaddition under thermal conditions, since tar and polymers were essentially obtained. Lewis-acids, such as  $\text{Cu}(\text{OAc})_2 \cdot \text{H}_2\text{O}$ ,  $\text{ZnI}_2$ ,  $\text{LiClO}_4$  and  $\text{BF}_3 \cdot \text{OEt}_2$ , which have been reported to promote cycloaddition reactions of furan derivatives, failed or were only marginally successful. At high pressure, compounds **153** underwent intramolecular Diels–Alder reaction [58] readily and *exo*-diastereoselectively, leading to new spirocyclopropane tricyclic compounds **154** in good to high yields (Scheme 5.24). In order to quantify the pressure effect on the kinetics, the activation volumes were determined.





Scheme 5.24

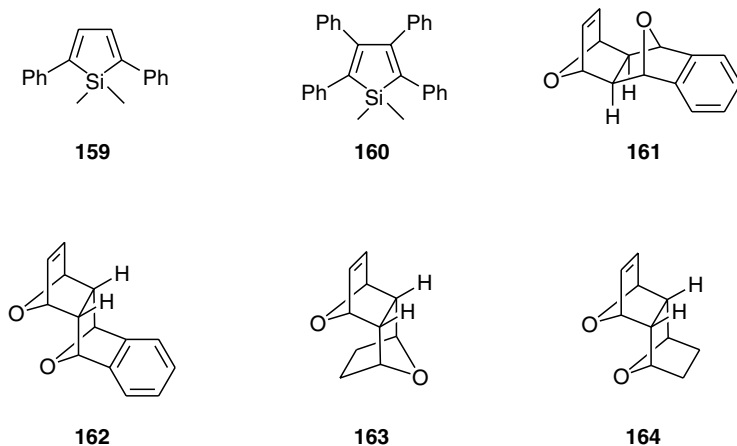
The synthesis of phorbols [59] is another representative example of high pressure intramolecular Diels–Alder reaction. Phorbol **155** is a natural product found in croton tiglium oil. Phorbols are biologically active diterpene members of the tiglione family which have a tetracyclic framework. Prostatin **156** (12-deoxyphorbol acetate) is of medical interest due to its cytoprotective effect in human lymphocytic cells infected with HIV-1. A one-pot stereocontrolled construction of the base tricyclic skeleton, having the functionality and stereochemistry inherent in phorbols and its analogs, has been achieved by high pressure mediated intramolecular cycloaddition of compounds having the furane moiety (Scheme 5.25).



Scheme 5.25

Furan derivative **157a** at 19 kbar gave the tricyclic product **158** *endo*-diastereoselectively and in good yield. Disconcertingly, it was found that analog **157b** did not react, thus emphasizing that the nature of the thioether group at the furan nucleus plays a crucial role in the success of the intramolecular process. While the real reason for the reluctance of compound **157b** to undergo cycloaddition remains obscure, the fact that the Diels–Alder reaction is possible with substrate **157a** has opened a route to the total synthesis of phorbol.

Fused norbornene analogs, containing silicon and oxygen atoms in bridge-head positions, have been prepared [60] by high pressure cycloaddition of siloles **159** and **160** with oxanorbornene derivatives **161–164** (Scheme 5.26). These cycloaddition reactions at atmospheric pressure either do not proceed or proceed only at higher temperatures where the starting materials already begin to thermally decompose. The cycloadducts are cavity-shaped silicon-containing polycyclic systems of potential interest for host–guest chemistry.

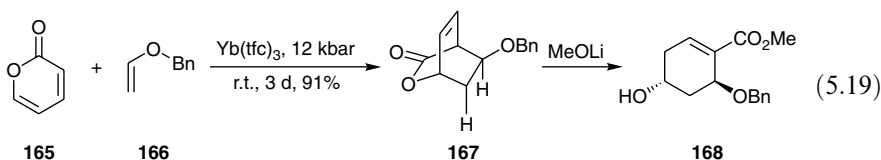


Scheme 5.26

### 5.5.4 Pyrones and Pyridones

Whereas electronically activated 2-pyrones can react thermally in both normal and inverse electron-demand Diels–Alder cycloaddition, 2-pyrone by itself requires thermal conditions that are so vigorous that they cause spontaneous extrusion of carbon dioxide from the bicyclic cycloadduct [61].

Synthon **168**, a direct precursor to ring-A diastereoisomer of 1-hydroxyvitamin D<sub>3</sub> analog having selective biological activities, has been synthesized by high-pressure Lewis-acid-catalyzed inverse electron-demand Diels–Alder cycloaddition of the commercially available 2-pyrone (**165**) with benzylvinylether (**166**) [62]. The cycloaddition led regio- and diastereoselectively to bicyclic lactone **167** which was then converted, by methanolysis, to the trisubstituted cyclohexene **168** (Equation 5.19). No cycloaddition occurred at atmospheric pressure or under the influence of the Lewis acid alone, and only low cycloadduct yields were obtained when performing the reaction under high pressure without a Lewis-acid catalyst.



A marked dependence of the reaction yield on the nature of the Lewis-acid catalyst and on the diene–dienophile ratio was observed (Table 5.4). 2-Pyrone (**165**) reacted at 18.5 kbar with methylacrylate but the reaction was unregioselective and undiastereoselective.

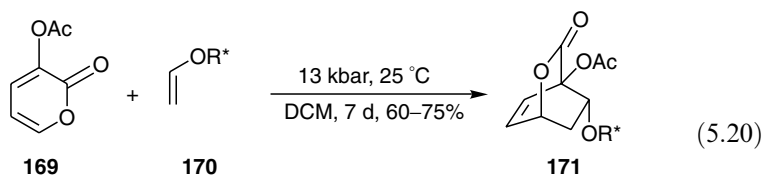
2-Acetoxypryan-2-one (**169**) reacted with chiral enoethers **170** under high pressure conditions. Diastereofacial selectivities ranged from 52/48 to 88/12 depending on the nature of the dienophile [63] (Equation 5.20).

**Table 5.4** High pressure Lewis-acid catalyzed Diels–Alder reactions of 2-pyrone **165** with benzylvinylether **166**<sup>a</sup>

Lewis-acid	<b>166</b> (equiv.)	Yield (%)
Yb(tfc) <sub>3</sub> (homochiral)	2	91
Yb(fod) <sub>3</sub>	2	72
Yb(fod) <sub>3</sub>	5	94
Yb(NO <sub>3</sub> ) <sub>3</sub> · 5H <sub>2</sub> O	2	31
Yb(NO <sub>3</sub> ) <sub>3</sub> · 5H <sub>2</sub> O	5	90
ZnCl <sub>2</sub>	2	24
ZnCl <sub>2</sub>	5	73
ZnCl <sub>2</sub>	5	92 <sup>b</sup>

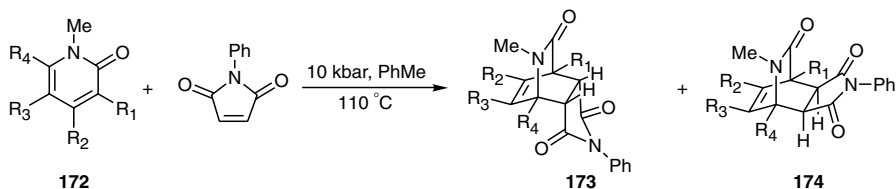
<sup>a</sup> In the absence of solvent.

<sup>b</sup> In DCM at 11–12 kbar.



R\* = isomenthyl; 2-( $\alpha$ -naphthyl)cyclohexyl; 8-phenylmenthyl;  
8-( $\beta$ -naphthyl)menthyl; 8-(3,5-dimethylphenyl)menthyl.

2-Pyridones have higher aromatic character than 2-pyrones and therefore give Diels–Alder cycloadditions at atmospheric pressure with highly reactive dienophiles or when electron-withdrawing substituents are present in the molecule. The reactions of some phenyl-substituted 1-methyl-2(1H)-pyridones **172** with N-phenylmaleimide under atmospheric and high pressure conditions have been examined in order to open a new efficient route towards isoquinuclidine derivatives [64]. High pressure cycloadditions afforded high yields of mixtures of *endo* and *exo* adducts **173** and **174**, some of which were unobtainable under atmospheric pressure. The *endo*–*exo* diastereoselectivity is influenced by the pressure (Scheme 5.27).

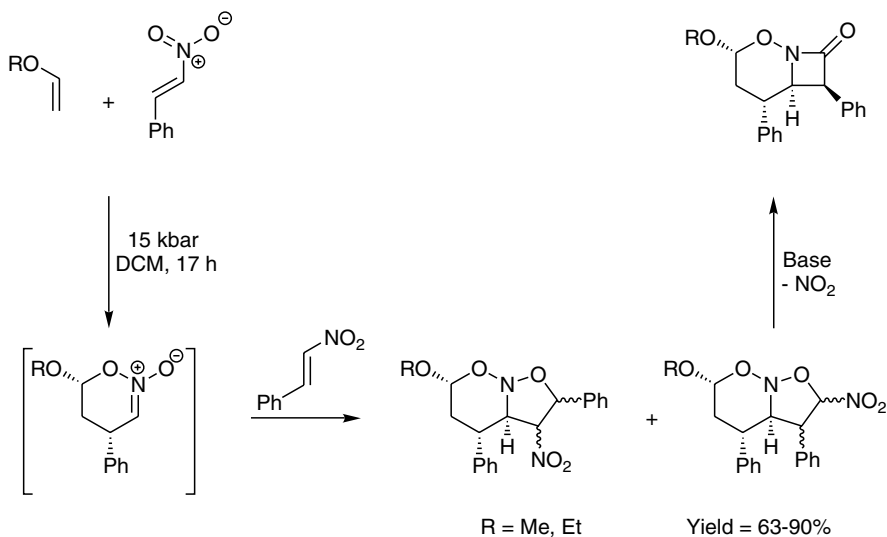


R <sub>1</sub>	R <sub>2</sub>	R <sub>3</sub>	R <sub>4</sub>	Yield (%) at 10 kbar		Yield (%) at 1 atm	
				173	174	173	174
Ph	H	H	H	26	50	0	0
H	Ph	H	H	11	2	50	0
H	H	Ph	H	78	18	90	0
H	H	H	Ph	76	8	0	0

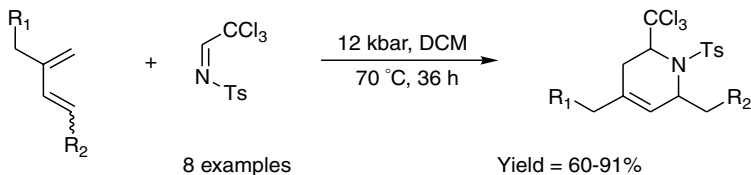
Scheme 5.27

## 5.6 OUTLINED DIELS–ALDER REACTIONS

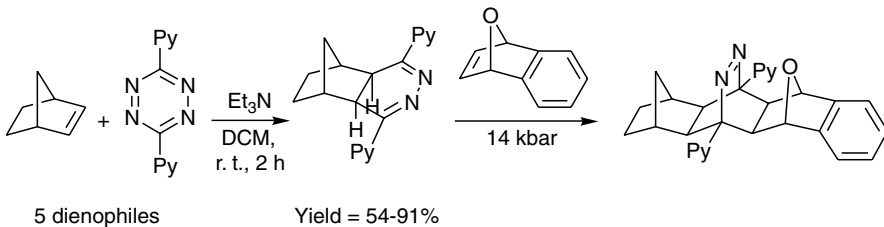
A simple entry towards bi- and tricyclic N-oxy- $\beta$ -lactams by high pressure promoted tandem  $[4 + 2]/[3 + 2]$  cycloadditions of enol ethers and  $\beta$ -nitrostyrene [65]



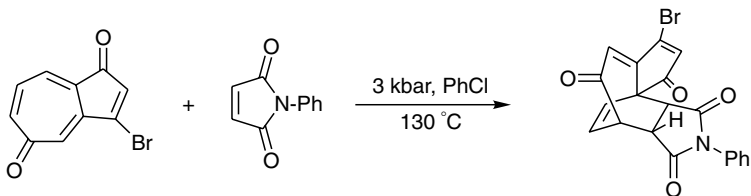
A versatile synthesis of substituted tetrahydropyridines [66]



The preparation of rigid alicyclic molecules bearing effector groups from alkene blocks using s-tetrazines and 1,3,4-triazines as stereoselective coupling agents [67]

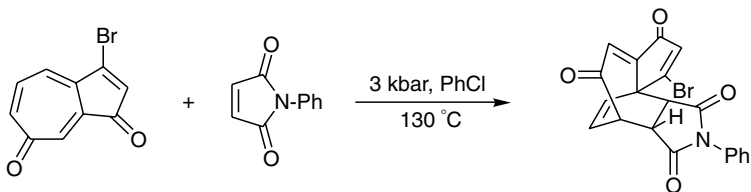


High-pressure cycloaddition reactions of 3-bromo-1,5-azulenequinone and 3-bromo-1,7-azulenequinone with dienophiles [68]



9 dienophiles

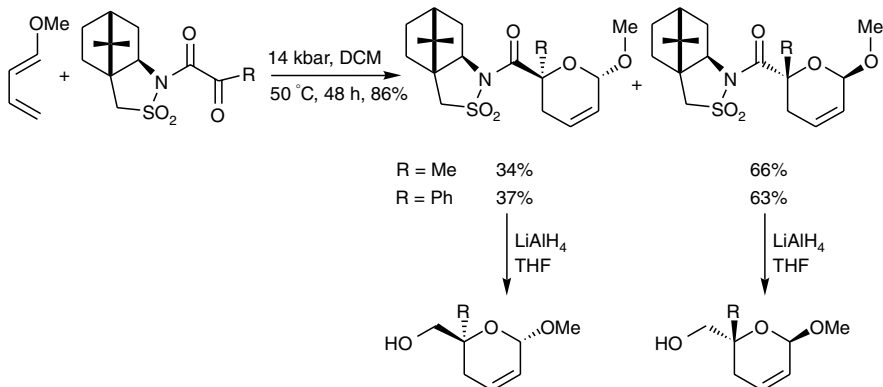
Yield = 17-80%



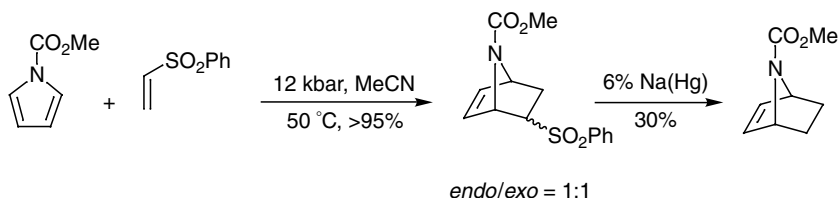
5 dienophiles

Yield = 44-64%

Asymmetric *hetero*-Diels–Alder addition of 1-methoxybuta-1,3-diene to (2R)-N-pyruvyl- and (2R)-N-(phenylglyoxyloyl)bornane-10,2-sultam [69]



Synthesis and structure-activity data of some new epibatidine analogues [70]

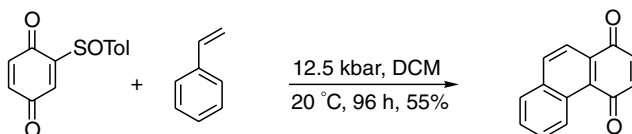


Synthesis of tetrahydro- and dihydropyridines by *hetero*-Diels–Alder reaction of enantio-pure  $\alpha,\beta$ -unsaturated sulfinimines [71]



R = H, Me; R<sub>1</sub> = OEt, SPh, Ot-Bu, SMe, OMe, Me; R<sub>2</sub> = H, Me, SMe Yield = 0-99%

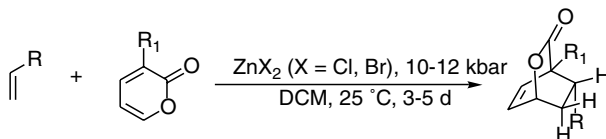
Improved synthesis of 1,4-phenanthrenequinones from Diels–Alder cycloadditions of 2-(*p*-tolylsulfinyl)-1,4-benzoquinone [72]



9 examples

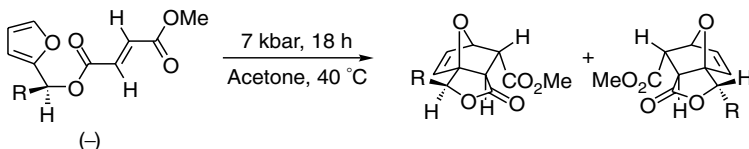
Yield = 19-80%

Regiocontrolled and stereocontrolled Diels–Alder cycloadditions of 2-pyrones and unactivated unbranched 1-alkenes [73]



R = *n*-Pr, CH<sub>2</sub>Si(OEt)<sub>3</sub>, CH<sub>2</sub>CH<sub>2</sub>OSBT, CH<sub>2</sub>CH<sub>2</sub>OBn, CH<sub>2</sub>OSBT; R<sub>1</sub> = Br, CO<sub>2</sub>Me Yield 64-80%

High-pressure and thermally induced intramolecular Diels–Alder reactions of furfuryl fumarates. Influence of tether substituents on diastereoselectivity [74]

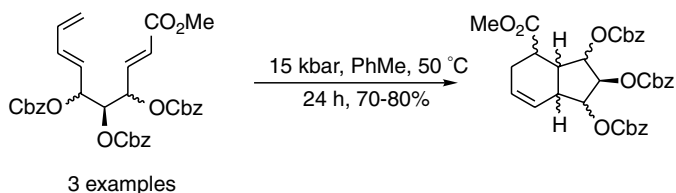


R = Me, Et, *i*-Pr, *t*-Bu, *neo*-Pn, Ph

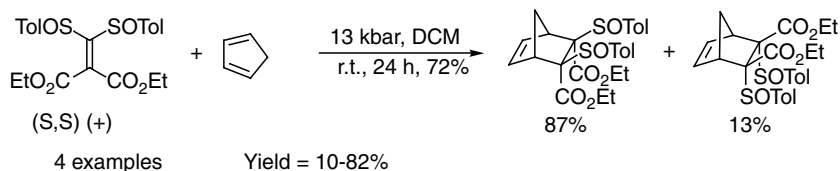
Yield = 36-96%

d.e. = 10-86%

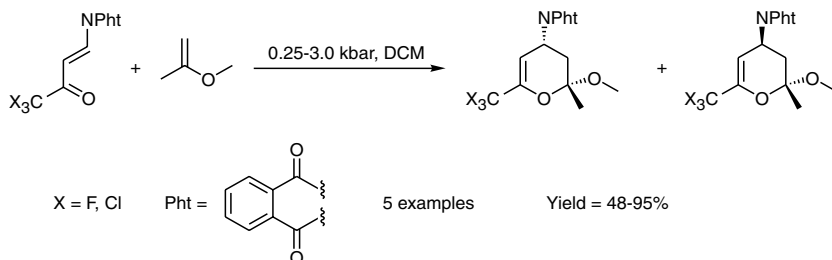
Intramolecular Diels–Alder reaction of chiral highly oxygenated trienoates derived from sugar allyltins [75]



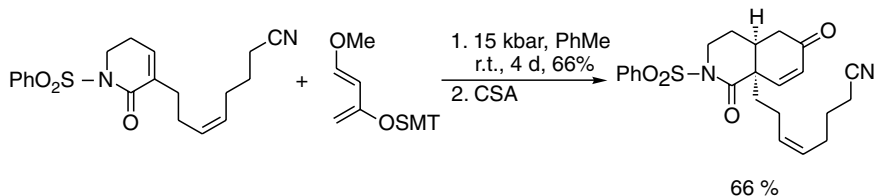
(*S,S*)-1,1-Bis-ethoxycarbonyl-2,2-bis-*p*-tolylsulfinyl ethene: a highly diastereoselective but unexpectedly unreactive dienophile in asymmetric Diels–Alder reactions [76]



Intermolecular *hetero*-Diels–Alder reactions of enamino ketones with highly substituted vinyl ethers. Effect of high pressure on the kinetics and diastereoselectivity [77]

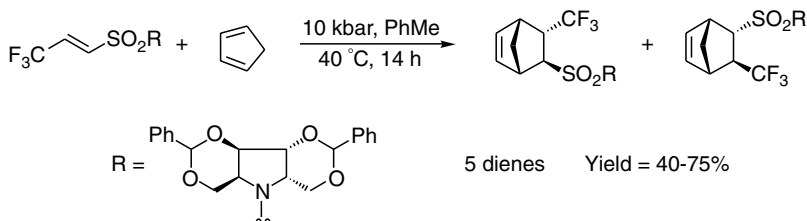


Diels–Alder reaction of the dihydropyridinones. V: Approach to the ircinal B core [78]

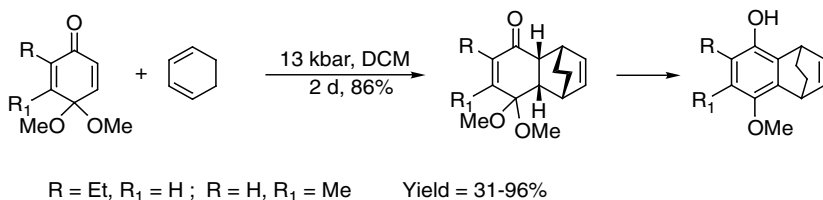




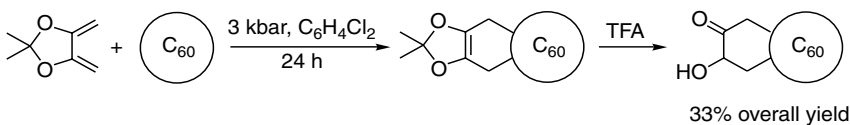
Facile synthesis of optically active trifluoromethylated compounds: asymmetric Diels–Alder reaction of trifluoromethylated  $\alpha,\beta$ -unsaturated sulfonamide under high-pressure conditions [79]



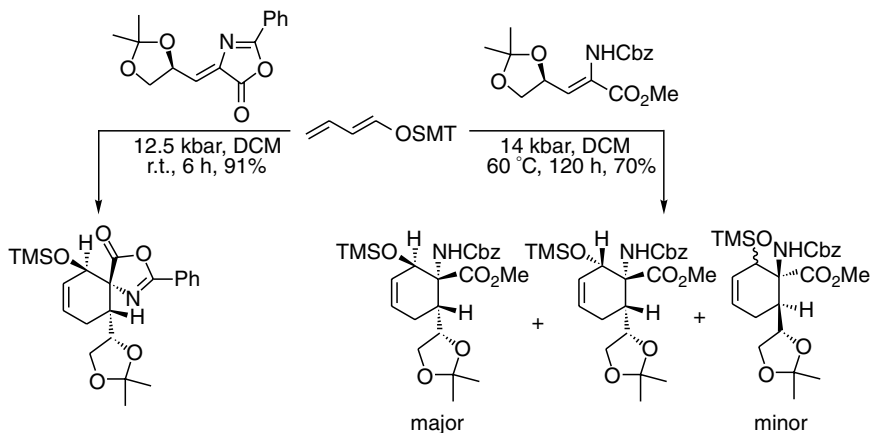
The high pressure Diels–Alder reactions of quinone-mono-ketals [80]



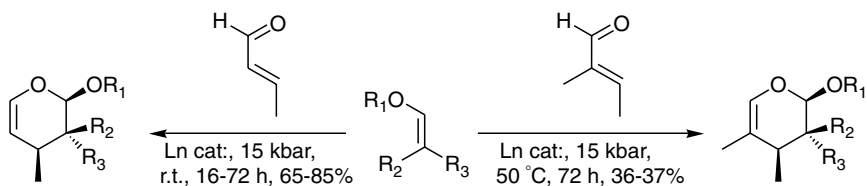
Exohedral functionalization of [60]-fullerene by [4+2] cycloadditions. Diels–Alder reactions of [60]-fullerene with electron-rich 2,3-dioxy-substituted-1,3-butadienes [81]



High-pressure and thermally induced asymmetric Diels–Alder cycloadditions of heterosubstituted dienes to homochiral  $\alpha,\beta$ -didehydro amino acid derivatives [82]



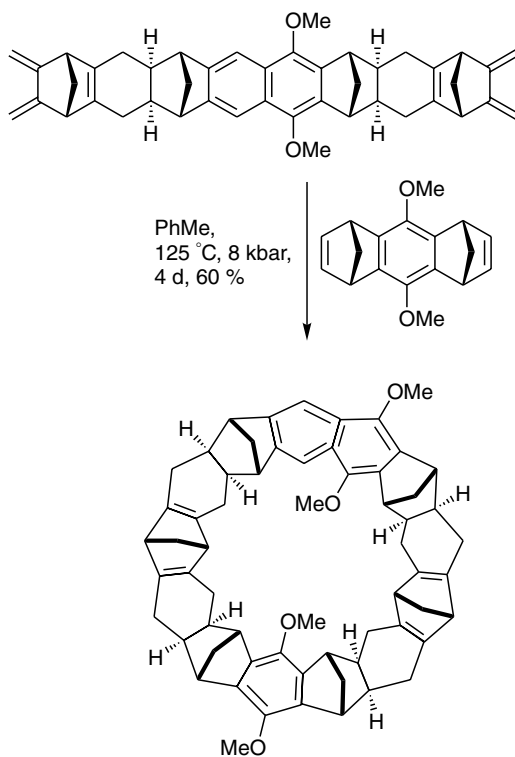
Synthesis of highly functionalized 3,4-dihydro-2H-pyrans by high-pressure Lewis-acid-catalyzed cycloaddition of enol ethers and  $\alpha,\beta$ -unsaturated aldehydes [83]



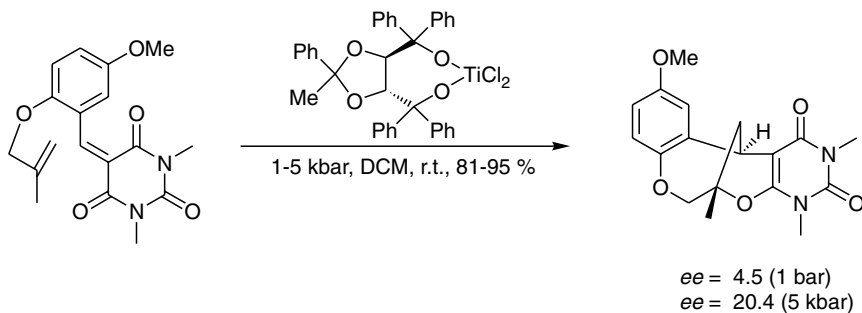
$R_1 = i\text{-Pr}$ ,  $R_2 = \text{Me}$ ,  $R_3 = \text{H}$

$R_1 = \text{Et}$ ,  $R_2 = \text{Me}$ ,  $R_3 = \text{Me}$

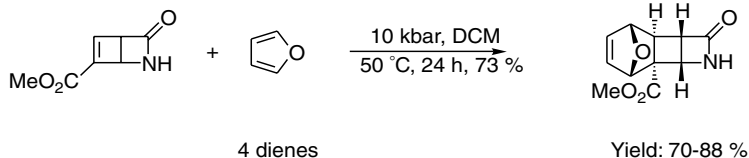
Synthesis of sterically rigid macrocycles by the use of pressure-induced repetitive Diels–Alder reactions [84]



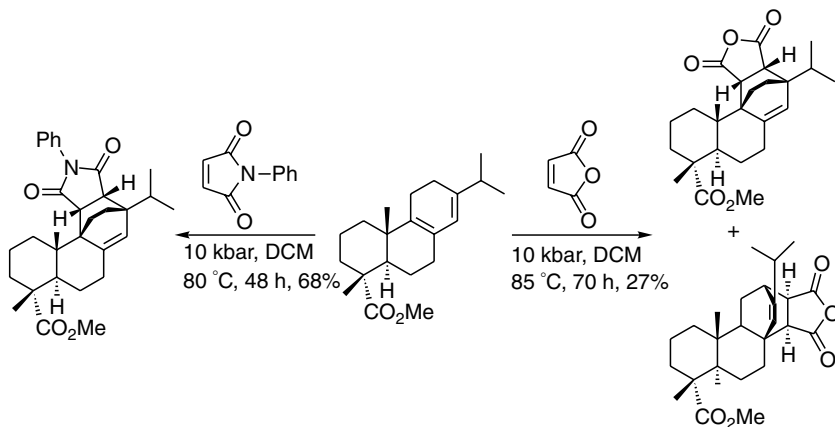
The first example of an increase in the enantioselectivity of a chemical reaction in the presence of a chiral Lewis acid under high pressure [85]



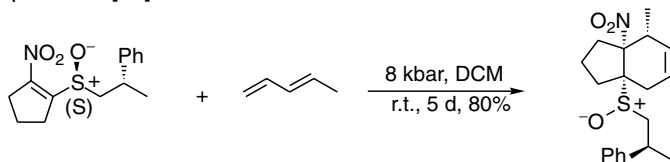
Synthesis and high-pressure Diels–Alder cycloadditions of 6-methoxycarbonyl-3-oxo-2-azabicyclo[2.2.0]hex-5-ene [86]



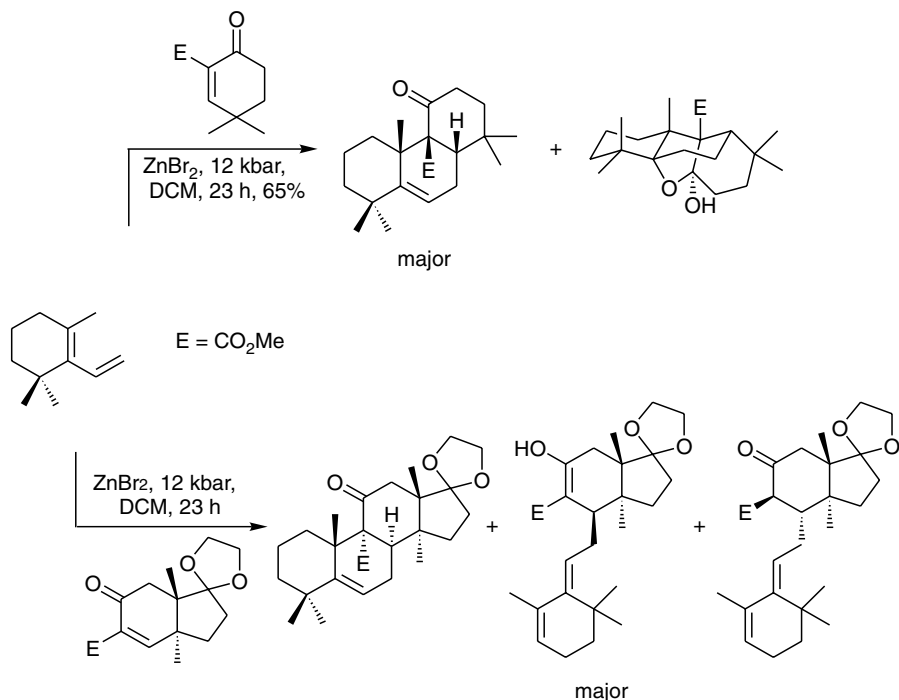
High-pressure organic chemistry. Part 17. Diels–Alder reaction of methyl palustrate with maleic anhydride and N-phenylmaleimide [87]



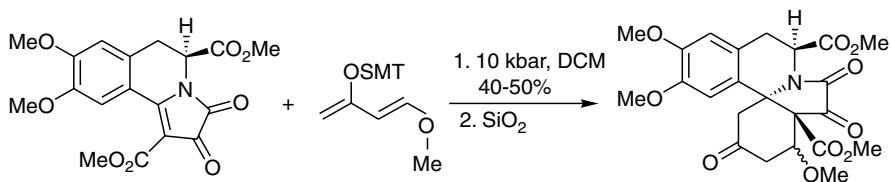
Diastereoselective Diels–Alder reactions with chiral sulfinyl derivatives as dienophiles under high pressure [88]



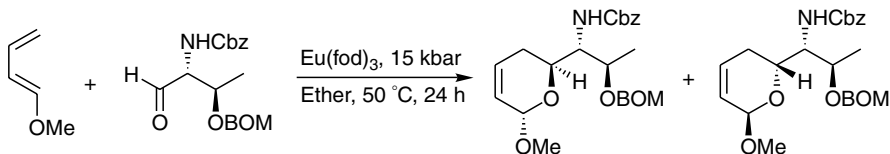
Studies on Diels–Alder reactions of 1,3,3-trimethyl-2-vinylcyclohexene with 2-cyclohexenones [89]



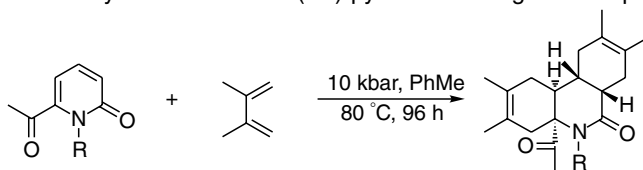
Total synthesis of (+)-erysotrine via asymmetric Diels–Alder reaction under super high pressure [90]



High-pressure [4 + 2] cycloaddition of 1-methoxy-1,3-butadiene to *N,O*-protected *D*-threoinals and *D*-allo-threoinals [91]



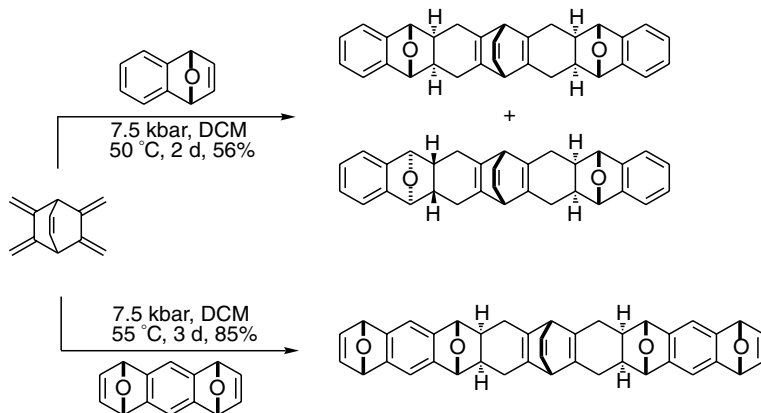
Double Diels–Alder cycloadditions of 2-(1*H*)-pyridones acting as dienophiles [92]



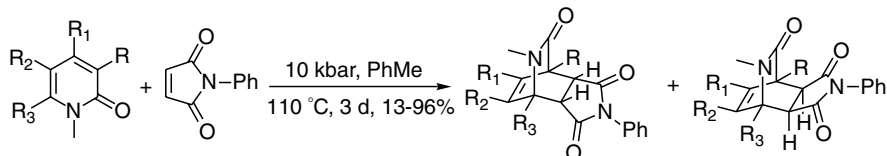
R = H, Me

Yield = 11-19%

5,6,7,8-Tetramethylenebicyclo[2.2.2]oct-2-ene as 'bisdiene' in repetitive Diels–Alder reactions [93]



High-pressure Diels–Alder reaction of 1-methyl-2-(1*H*)-pyridones having a phenyl group with *N*-phenylmaleimide [94]



R = R<sub>1</sub> = R<sub>2</sub> = R<sub>3</sub> = H, Ph

*endo/exo* = 0.5–9.5

## REFERENCES

1. (a) Fringuelli F. and Taticchi A. *Dienes in the Diels–Alder Reaction*, Wiley, New York, 1990; (b) Carruthers W. *Cycloaddition Reactions in Organic Synthesis*, Tetrahedron Organic Chemistry Series vol. 8, Baldwin J. E. and Magnus P. D. (eds), Pergamon Press, Oxford, 1990; (c) Boger D. L. and Weinreb S. N. *Hetero Diels–Alder Methodology in Organic Synthesis*, Academic Press, New York, 1987; (d) Wollweber H. *Diels–Alder Reaktion*, Georg Thieme Verlag, Stuttgart, 1972; (e) Wassermann A. *Diels–Alder Reactions*, Elsevier, New York, 1965; (f) Onishenko A. S. *Diene Synthesis*, Israel Program for Scientific Translations, Jerusalem, 1964; (g) Desimoni G., Tacconi G., Barco A. and Pollini G. P. *Natural Product Synthesis through Pericyclic Reactions*, ACS Monograph 180, Washington DC, 1983; (h) Ciganek E. *Org. React.* 1984, **32**, 1.
2. (a) Isaacs N. S. *Tetrahedron Report N.* 299, 1991, **47**, 8463; (b) Matsumoto K. and Achenson R. M. (eds) *Organic Synthesis at High Pressures*, Wiley, New York, 1991; (c) Matsumoto K., Sera A. and Uchida T. *Synthesis* 1985, 1; (d) Matsumoto K. and Sera A. *Synthesis* 1985, 999; (e) Asano T. and le Noble W. J. *Chem. Rev.* 1978, **78**, 407; (f) le Noble W. J. and Kelm H. *Angew. Chem. Int. Ed. Engl.* 1980, **19**, 841; (g) Minuti L. and Taticchi A. *Seminars in Organic Synthesis. 22nd Summer School 'A. Corbella'*, Italian Soc. Chem., Rome, 1997, 51; (h) Minuti L., Taticchi A. and Costantini L. *Recent Research Developments in Organic Chemistry* 1999, **3**, 105; (i) McCabe J. R. and Eckert C. A. *Acc. Chem. Res.* 1974, **7**, 251; (j) Isaacs N. S. *Liquid Phase High Pressure Chemistry*, Wiley, New York, 1981.
3. (a) Minuti L., Scheeren H. W., Selvaggi R. and Taticchi A. *Synth. Commun.* 1992, **22**, 2965; (b) Aben R. W. M., Minuti L., Scheeren H. W. and Taticchi A. *Tetrahedron Lett.* 1991, **32**, 6445.
4. (a) Fringuelli F., Pizzo A., Taticchi A. and Wenkert E. *J. Org. Chem.* 1983, **48**, 2802; (b) Liotta D., Saindane M. and Barnum C. *J. Am. Chem. Soc.* 1981, **103**, 3224.
5. (a) El'yanov B. S., Shakhova S. K., Polkovnikov B. D. and Rar L. F. *J. Chem. Soc. Perkin Trans. 2* 1985, 11; (b) Takeshita H., Sugiyama S. and Hatsui T. *Bull. Chem. Soc. Jpn* 1985, **58**, 2490; (c) Diedrich M. K. and Klarner F.-G. *J. Am. Chem. Soc.* 1998, **120**, 6212; (d) Kiselev V. D., Kashaeva E. A. and Konovalov A. *Tetrahedron* 1999, **55**, 1153; (e) Seguchi K., Sera A. and Maruyama K. *Bull. Chem. Soc. Jpn* 1974, **47**, 2242.
6. Dauben W. G. and Baker W. R. *Tetrahedron Lett.* 1982, **23**, 2611.
7. Branchadell V., Sodupe M., Ortuño R. M., Oliva A., Gomez-Pardo D., Guingant A. and d'Angelo J. *J. Org. Chem.* 1991, **56**, 4135.
8. Guingant A. and d'Angelo J. *Tetrahedron Lett.* 1986, **27**, 3729.
9. Dauben W. G. and Krabbenhoft H. O. *J. Org. Chem.* 1977, **42**, 282.
10. Back T. G., Gladstone P. L. and Parvez M. *J. Org. Chem.* 1996, **61**, 3806.
11. (a) Fringuelli F., Pizzo F., Taticchi A., Halls T. D. J. and Wenkert E. *J. Org. Chem.* 1982, **47**, 5056; (b) Fringuelli F., Taticchi A. and Wenkert E. *Org. Prep. Proc. Int.* 1990, **22**, 131; (c) Fringuelli F., Minuti L., Pizzo F. and Taticchi A. *Acta Chem. Scand.* 1993, **47**, 255.
12. Revial G., Blanchard M. and d'Angelo J. *Tetrahedron Lett.* 1983, **24**, 899.
13. Baker A., Selwood D. L., Swain C. J., Webster N. M. H. and Hirshfield J. *J. Chem. Soc. Perkin Trans. 1* 1988, 471.
14. Hirsenkorn R., Haag-Zeino B. and Schmidt R. R. *Tetrahedron Lett.* 1990, **31**, 4433.
15. Swenton J. S., Bonke B. R., Chen C.-P. and Chou C.-T. *J. Org. Chem.* 1989, **54**, 51 and references cited therein.
16. Kerr M. A. *Synlett* 1995, 1165.

17. Jarvo E. R., Boothroyd S. R. and Kerr M. A. *Synlett* 1996, 897.
18. (a) Minuti L., Taticchi A., Gacs-Baitz E. and Wenkert E. *Tetrahedron* 1995, **51**, 10033; (b) Minuti L., Selvaggi R., Taticchi A., Guo M. and Wenkert E. *Can. J. Chem.* 1992, **70**, 1481.
19. (a) Tietze L. F., Henrich M., Niklaus A. and Buback M. *Chem. Eur. J.* 1999, **5**, 297; (b) Buback M., Tost W., Tietze L. F. and Vo E. *Chem. Ber.* 1988, **121**, 781.
20. Rigby J. H. and Ogbu C. O. *Tetrahedron Lett.* 1990, **31**, 3385.
21. Junge H. and Oehme G. *Tetrahedron* 1998, **54**, 11027.
22. Jonz G. J. and Monahan A. R. *J. Org. Chem.* 1964, **29**, 569.
23. (a) Jurczak J., Chmielewski M. and Filipek S. *Synthesis* 1979, 41; (b) Makin S. M., Eljanov B. S. and Rajfeld J. E. *Isvest. Akad. Nauk SSSR* 1976, 831; *CA* 1976, **85**, 108483; (c) Chmielewski M. and Jurczak J. *J. Org. Chem.* 1981, **46**, 2230.
24. Bednarski M. and Danishefsky S. *J. Am. Chem. Soc.* 1983, **105**, 3716.
25. Jurczak J., Golebiowski A. and Bauer T. *Synthesis* 1985, 928.
26. Jurczak J., Golebiowski A. and Rahm A. *Tetrahedron Lett.* 1986, **27**, 853.
27. (a) Jurczak J., Bauer T. and Jarosz S. *Tetrahedron Lett* 1984, **25**, 4809; (b) Jurczak J., Bauer T., Filipek S., Tkacz M. and Zygo K. *J. Chem. Soc. Chem. Commun.* 1983, 540.
28. Boger D. L. and Robarge K. D. *J. Org. Chem.* 1988, **53**, 3373.
29. Boger D. L. and Robarge K. D. *J. Org. Chem.* 1988, **53**, 5793.
30. (a) Kohnke F. H., Slawin A. M. Z., Stoddart J. F. and Williams D. J. *Angew. Chem. Int. Ed. Engl.* 1987, **26**, 892; (b) Stoddart J. F. *Nature* 1988, **334**, 10; (c) Ellwood P., Mathias J. P., Stoddart J. F. and Kohnke F. H. *Bull. Soc. Chim. Belg.* 1988, **97**, 669; (d) Kohnke F. H. and Stoddart J. F. *Pure Appl. Chem.* 1989, **61**, 1581; (e) Kohnke F. H., Mathias J. P. and Stoddart J. F. *Angew. Chem. Int. Ed. Engl.* 1989, **28**, 1103; (f) Stoddart J. F. *J. Incl. Phenom.* 1989, **7**, 227; (g) Kohnke F. H., Mathias J. P. and Stoddart J. F. *Molecular Recognition: Chemical and Biological Problems*, Royal Society of Chemistry, Cambridge, 1989, 223; (h) Ashton P. R., Ellwood P., Staton I. and Stoddart J. F. *Angew. Chem. Int. Ed. Engl.* 1990, **30**, 80; (i) Ashton P. R., Brown G. R., Isaacs N. S., Giuffrida D., Kohnke F. H., Mathias J. P., Slawin A. M. Z., Smith D. R., Stoddart J. F. and Williams D. J. *J. Am. Chem. Soc.* 1992, **114**, 6330.
31. (a) Minuti L., Taticchi A., Gacs-Baitz E. and Marrocchi A. *Tetrahedron* 1998, **54**, 10891; (b) Agranat I. and Shih Y.-S. *Synthesis* 1974, 865.
32. (a) Carreno M. C., Hernandez-Sanchez R., Mahugo J. and Urbano A. *J. Org. Chem.* 1999, **64**, 1387; (b) Carreno M. C. *Chem. Rev.* 1995, **95**, 1717.
33. Gacs-Baitz E., Minuti L. and Taticchi A. *Tetrahedron* 1994, **50**, 10359.
34. Minuti L., Taticchi A., Gacs-Baitz E. and Marrocchi A., *Tetrahedron* 1995, **51**, 8953.
35. Gacs-Baitz E., Minuti L. and Taticchi A. *Polycyclic Aromatic Compounds* 1996, **8**, 213.
36. Harvey R. G. *Polycyclic Aromatic Hydrocarbons: Chemistry and Carcinogenesis*, Cambridge University Press, Cambridge, 1991.
37. Begue J.-P., Bonnet-Delpon D., Lequeux T., d'Angelo J. and Guingant A. *Synlett* 1992, 146.
38. Harre M., Raddatz P., Walenta R. and Winterfeldt E. *Angew. Chem. Int. Ed. Engl.* 1982, **21**, 480.
39. Dols P. P. M. A., Lacroix L., Klunder A. J. H. and Zwanenburg B. *Tetrahedron Lett.* 1991, **32**, 3739.
40. Paquette L. A., Branan B. M. and Rogers R. D. *J. Org. Chem.* 1995, **60**, 1852.
41. (a) Ohkita M., Tsuji T. and Nishida S. *J. Chem. Soc. Chem. Commun.* 1991, 37; (b) Ohkita M., Nishizawa O., Tsuji T. and Nishida S. *J. Org. Chem.* 1993, **58**, 5200.
42. Takeshita H., Liu J.-F., Kato N., Mori A. and Isobe R. *Chem. Lett.* 1995, 377.

43. (a) Takeshita H., Sugiyama S. and Hatsui T. *Bull. Chem. Soc. Jpn* 1985, **58**, 2490; (b) Li Z.-H., Mori A., Kato N. and Takeshita H. *Bull. Chem. Soc. Jpn* 1991, **64**, 2778.
44. Li Z.-H., Mori A. and Takeshita H. *Sogo Rikogaku Kenkyuka Hokoku* 1991, **12**, 375; *CA* 1991, **115**, 114305b.
45. Tian G. R., Sugiyama S., Mori A. and Takeshita H. *Chem. Lett.* 1987, 1557; *Bull. Chem. Soc. Jpn* 1988, **61**, 2393.
46. (a) De Lucchi O., Lucchini V., Pasquato L. and Modena G. *J. Org. Chem.* 1984, **49**, 596; (b) Ono N., Kamimura A. and Kaji A. *Tetrahedron Lett.* 1986, **27**, 1595.
47. Li Z.-H., Mori A. and Takeshita H. *Bull. Chem. Soc. Jpn* 1990, **63**, 3713.
48. Takeshita H., Liu J., Kato N. and Mori A. *Chem. Lett.* 1993, 1697.
49. (a) Sugiyama S., Tsuda T., Mori A., Takeshita H. and Kodama M. *Bull. Chem. Soc. Jpn* 1987, 3633; (b) Nozoe T., Takeshita H., Zhe Yan Y. and Mori A. *Synlett* 1995, 375.
50. (a) Kotsuki H., Nishizawa H., Kitagawa S., Ochi M., Yamasaki N., Matsuoka K. and Tokoroyama T. *Bull. Chem. Soc. Jpn* 1979, **52**, 544; (b) Kotsuki H., Kitagawa S., Nishizawa H. and Tokoroyama T. *J. Org. Chem.* 1978, **43**, 1471.
51. (a) McCabe J. R. and Eckert C. A. *Acc. Chem. Res.* 1974, **7**, 251; (b) Tamura K. and Imoto T. *Bull. Chem. Soc. Jpn* 1975, **48**, 369.
52. (a) Anet F. A. L. *Tetrahedron Lett.* 1962, 1219; (b) Kwart H. and Burchuk I. *J. Am. Chem. Soc.* 1952, **74**, 3094.
53. (a) Kawamura N., Li Y.-M., Engel J. L., Dauben W. G. and Casida J. E. *Chem. Res. Toxicol.* 1990, **3**, 318; (b) Dauben W. G., Lam J. Y. L. and Guo Z. R. *J. Org. Chem.* 1996, **61**, 4816.
54. Rydberg D. B. and Meinwald J. *Tetrahedron Lett.* 1996, **37**, 1129.
55. Beusker P. H., Aben R. W. M., Seerden J.-P. G., Smits J. M. M. M. and Scheeren H. W. *Eur. J. Org. Chem.* 1998, 2483.
56. Smith III A. B., Liverton N. J., Hrib N. J., Sivaramakrishnan H. and Winzenberg K. *J. Am. Chem. Soc.* 1986, **108**, 3040.
57. Kupchan S. M., Sigel C. W., Matz M. J., Renaud J. A. S., Haltiwanger R. C. and Bryan R. F. *J. Am. Chem. Soc.* 1970, **92**, 4476.
58. Heiner T., Michalski S., Gerke K., Kuchta G., Buback M. and de Meijere A. *Synlett* 1995, 355.
59. Brickwood A. C., Drew M. G. B., Harwood L. M., Ishikawa T., Marais P. and Morisson V. *J. Chem. Soc. Perkin Trans. 1* 1999, 913.
60. (a) Kirin S. I., Klärner F.-G. and Eckert-Maksic M. *Synlett* 1999, 351; (b) Kirin S. I., Vikić-Topić D., Mestrovic E., Kaitner B. and Eckert-Maksic M. *J. Organomet. Chem.* 1998, **566**, 85.
61. Marko I. E., Seres P., Swarbrick T. M., Staton I. and Adams H. *Tetrahedron Lett.* 1992, **33**, 5649.
62. Posner G. H. and Ishihara Y. *Tetrahedron Lett.* 1994, **35**, 7545.
63. Prapansiri V. and Thornton E. R. *Tetrahedron Lett.* 1991, **32**, 3147.
64. Nakano H., Kato T., Tomisawa H. and Hongo H. *Heterocycles* 1994, **39**, 723.
65. Kuster G. J., Kalmoua F., de Gelder R. and Scheeren H. W. *J. Chem. Soc. Chem. Commun.* 1999, 855.
66. Schürer S. C. and Blechert S. *Tetrahedron Lett.* 1999, **40**, 1877.
67. Warrenner R. N., Margetic D. and Russell R. A. *Synlett* 1998, 585.
68. Mori A., Zhe Yan Y., Takeshita H. and Nozoe T. *J. Chem. Soc. Perkin Trans. 1* 1998, 3219.
69. Kiegiel J., Chapuis C., Urbanczyk-Lipkowska Z. and Jurczak J. *Helv. Chim. Acta* 1998, **81**, 1672.



70. Seerden J.-P. G., Tulp M.Th.M., Scheeren H. W. and Kruse C. G. *Biorg. Med. Chem.* 1998, **6**, 2103.
71. Tietze L. F. and Schuffenhauer A. *Eur. J. Org. Chem.* 1998, 1629.
72. Carreno C. M., Mahugo J. and Urbano A. *Tetrahedron Lett.* 1997, **38**, 3047.
73. Posner G. H., Hutchings R. H. and Woodard B. T. *Synlett* 1997, 432.
74. Butz T. and Sauer J. *Tetrahedron: Asymmetry* 1997, **8**, 703.
75. Jarosz S., Kozłowska E. and Jezewski A. *Tetrahedron* 1997, **53**, 10775.
76. Carretero J. C., Garcia Ruano J. L. and Martin Cabrejas L. M. *Tetrahedron: Asymmetry* 1997, **8**, 409.
77. Buback M., Kuchta G., Niklaus A., Henrich M., Rothert I. and Tietze L. F. *Liebigs Ann.* 1996, 1151.
78. Torisawa Y., Ayman A., Tavet F., Kageyama A., Aikawa M., Fukui N., Hino T. and Nakagawa M. *Heterocycles* 1996, **42**, 677.
79. Tsuge H., Nagai T., Okano T., Eguchi S. and Kimoto H. *Synlett* 1996, 1106.
80. Jarvo E. R., Boothroyd S. R. and Kerr M. A. *Synlett* 1996, 897.
81. Torres-Garcia G. and Mattay J. *Tetrahedron* 1996, **52**, 5421.
82. Ortuno R. M., Ibarzo J., d'Angelo J., Dumas F., Alvarez-Larena A. and Piniella J. F. *Tetrahedron: Asymmetry* 1996, **7**, 127.
83. Vandenput D. A. L. and Scheeren H. W. *Tetrahedron* 1995, **51**, 8383.
84. Benkhoff J., Boese R., Klärner F.-G. and Wigger A. E. *Tetrahedron Lett.* 1994, **35**, 73.
85. Tietze L. F., Ott C., Gerke K. and Buback M. *Angew. Chem. Int. Ed. Engl.* 1993, **32**, 1485.
86. Nakano H. and Hongo H. *Chem. Pharm. Bull.* 1993, **41**, 1885.
87. Kotsuki H., Kataoka M., Matsuo K., Suetomo S., Shiro M. and Nishizawa H. *J. Chem. Soc. Perkin Trans. 1* 1993, 2773.
88. Fuji K., Tanaka K., Abe H., Matsumoto K., Taga T. and Miwa Y. *Tetrahedron: Asymmetry* 1992, **3**, 609.
89. Engler T. A., Sampath U., Vander Velde D. and Takusagawa F. *Tetrahedron* 1992, **48**, 9399.
90. Tsuda Y., Hosoi S., Katagiri N., Kaneko C. and Sano T. *Heterocycles* 1992, **33**, 497.
91. Golebiowski A. and Jurczak J. *Tetrahedron* 1991, **47**, 1037.
92. Nakano H., Date T., Okamura K., Tomisawa H. and Hongo H. *Chem. Pharm. Bull.* 1991, **39**, 2471.
93. Wegener S. and Mullen K. *Chem. Ber.* 1991, **124**, 2101.
94. Tomisawa H., Nakano H. and Hongo H. *Heterocycles* 1990, **30**, 359.



## 6 Diels–Alder Reaction in Unconventional Reaction Media

---

The idea that the reaction medium is a passive medium in which the dissolved material simply diffuses has been abandoned and chemists now realize that the reaction medium can greatly influence both the reactivity and selectivity of a process [1].

The choice of reaction medium is important and the most important criteria that must be complied with are (i) unreactivity towards reactants and products, (ii) a large range between the melting and boiling points, (iii) good chemical and thermal stability, (iv) compatibility with the analytical methods used to test the reaction, and (v) good solubility of the reactants, and sometimes of products, even if excellent results can be obtained in the heterogeneous phase.

Additional parameters must be considered for a reaction medium used for industrial purposes, such as price, explosiveness, inflammability, viscosity, toxicity, corrosiveness and recyclability.

Organic solvents have been the commonly used reaction medium in organic reactions, but during the last 20 years (in part stimulated by problems connected with environmentally sustainable growth) new reaction media have emerged which have given surprising and exceptional results. Water, lithium salts in diethyl ether and nitromethane, ethylene glycol, phenols, ionic liquids, micro-emulsions and supercritical fluids are those that have given the best results.

### 6.1 DIELS–ALDER REACTION IN AQUEOUS MEDIUM

In 1980, organic chemists recognized the potential of the aqueous medium as a reaction medium when Breslow [2] showed that some Diels–Alder reactions were strongly accelerated when carried out in water in comparison with the same reactions performed in organic solvent.

Interest in the aqueous medium spread quickly and many, sometimes surprising, discoveries were made [3]. Today pericyclic [4], condensation [5], oxidation [6] and reduction [7] reactions are routinely carried out in aqueous medium. The recent discovery of water-tolerant Lewis acids such as lanthanide triflates,  $\text{Bi}(\text{OTf})_3$ ,  $\text{Sc}(\text{OTf})_3$  and  $\text{Y}(\text{OTf})_3$  has revolutionized organometallic chemistry [5a, 7].

The aqueous medium offers notable advantages with respect to organic solvents: (i) it is abundant, cheap, non-toxic and environmentally friendly, (ii)

inflammable solvents are not handled, (iii) the reaction products can sometimes be isolated simply by decantation or filtration, (iv) the protection–deprotection of certain functional groups (OH, COOH) may be unnecessary, (v) water-soluble compounds can be used directly without derivatization, (vi) salts, surfactants and cyclodextrins can be used, and (vii) the pH can be carefully controlled, which allows the reactivity and selectivity of the reaction to be strongly influenced [8].

Aqueous medium does not mean water only but also includes homogeneous mixtures of water and organic solvents (mainly THF, EtOH, MeOH and MeCN). The reaction can be carried out in either the homogeneous or the heterogeneous phase. The use of cosolvents and salting-in agents (guanidinium chloride, LiClO<sub>4</sub>) allows the reaction to occur in the homogeneous phase but this may not favor the reactivity and selectivity of the process.

Water has physical–chemical properties that are very different from those of other solvents [1] and its role in enhancing the reactivity and selectivity of some organic reactions is still a debated question. Recent experimental studies [3e, 9] and computer simulations [10] seem to indicate, at least with respect to the rate enhancement of aqueous Diels–Alder reactions, that the main effects are due to the enforced hydrophobic interactions and hydrogen bond interactions.

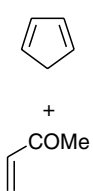
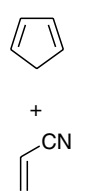
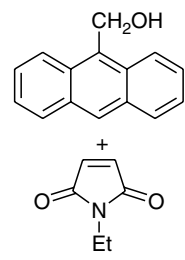
Among the organic reactions that have been investigated in aqueous medium, the Diels–Alder cycloaddition has been the most studied owing to its great importance from the synthetic and theoretical point of view [7a, b]. In this section Diels–Alder reactions carried out in water under conventional conditions of temperature and pressure will be illustrated. The use of water at supercritical or near-supercritical conditions will be discussed in Section 6.4.

### 6.1.1 Uncatalyzed Diels–Alder Reaction

The cycloaddition between furan and maleic anhydride was the first uncatalyzed aqueous Diels–Alder reaction reported in the literature and was studied by Diels and Alder themselves [11]. This cycloaddition was successfully revised by Woodward and Baer [12] and some years later by De Koning and coworkers [13]. The aqueous medium was also used in the cycloaddition of aromatic diazonium salts with methylsubstituted 1,3-butadienes [14].

Rideout and Breslow first reported [2a] the kinetic data for the accelerating effect of water, for the Diels–Alder reactions of cyclopentadiene with methyl vinyl ketone and acrylonitrile and the cycloaddition of anthracene-9-carbinol with N-ethylmaleimide, giving impetus to research in this area (Table 6.1). The reaction in water is 28 to 740 times faster than in the apolar hydrocarbon isooctane. By adding lithium chloride (salting-out agent) the reaction rate increases 2.5 times further, while the presence of guanidinium chloride decreases it. The authors suggested that this exceptional effect of water is the result of a combination of two factors: the polarity of the medium and the

**Table 6.1** Relative reaction rates of Diels–Alder reactions in water and organic solvents ( $k_{\text{rel}} = k_{\text{solvent}}/k_{\text{isooctane}}$ )

Reaction temperature and medium	Reactants		
			
	$k_{\text{rel}}$	$k_{\text{rel}}$	$k_{\text{rel}}$
$T$ (°C)	20	20	45
Isooctane	1	1	1
Methanol	13	2	0.43
Water	740	31	28

hydrophobic interaction, namely the entropy-favored association of apolar groups or apolar molecules in water (hydrophobic packing of diene and dienophile). The effects of lithium chloride and guanidinium chloride support the idea of hydrophobic packing. The presence of lithium chloride increases the reaction rate because the salt makes the apolar reactants less soluble in water and in so doing it enhances the hydrophobic interaction. The guanidinium chloride has the opposite effect because the salt increases the solubility of apolar reagents in water, which decreases the hydrophobic interaction. The salt effect is also related to the ionic radius of the anion [15a]. Thus, the rate of the aqueous Diels–Alder reaction of anthracene-9-carbinol and N-ethylmaleimide decreases as the radius of the sodium salt anion increases and as the size of the guanidinium salt anion increases (Table 6.2). The internal pressure (a change in internal energy of water as a consequence of the very small thermal expansion), as altered by the salt, has also been suggested [15b] to be an important parameter in explaining the effect of salt in aqueous Diels–Alder reactions.

Engberts [3e, 9] has extensively investigated the Diels–Alder reaction in aqueous medium. Recently Engberts and colleagues reported [9c] a kinetic study of a Diels–Alder reaction of N-alkyl maleimides with cyclopentadiene, 2,3-dimethyl-1,3-butadiene and 1,3-cyclohexadiene in different solvents. The reaction rates of the cycloadditions with the open-chain diene relative to *n*-hexane are reported in Table 6.3. The aqueous medium greatly accelerates the Diels–Alder reaction and the acceleration increases as the hydrophobic character of the alkyl group of the dienophile increases. These and other kinetic data [3e, 9], along with the observation that the intramolecular Diels–Alder reaction is also accelerated in

**Table 6.2** Sodium and guanidinium salt effects (relative reaction rates) of Diels–Alder reaction of anthracene-9-carbinol and N-ethylmaleimide

$X^{\ominus}$	$NaX$ ( $k_{rel}$ )	$C(NH_2)_3X$ ( $k_{rel}$ )	Ionic radii (Å)
None	1.00	1.00	—
Cl	1.34	0.56	1.67
Br	1.30	0.50	1.82
$BF_4$	0.98	0.40	2.44
SCN	—	0.38	—
$ClO_4$	0.89	0.37	2.64
$PF_6$	0.83	—	2.81
$AsF_6$	0.78	—	2.89

**Table 6.3** Relative reaction rates of Diels–Alder reactions between 2,3-dimethyl-1,3-butadiene and N-alkylmaleimides in different solvents at 25 °C ( $k_{solvent}/k_{n\text{-hexane}}$ )

Solvent	$k_{rel}$				
	R =	Me	Et	Pr	Bu
$C_6H_{14}$		1	1	1	1
MeCN		2.4	2.4	2.3	2.0
EtOH		7.3	7.0	6.9	6.1
PrOH		8.7	8.0	8.4	8.8
TFE		81	76	77	80
$H_2O$		1000	1447	1683	1881

aqueous medium, have led to the proposal that the major factor that contributes to the rate enhancement of the Diels–Alder reaction in water is the enforced hydrophobic interactions and not the hydrophobic packing of the reactants. The term ‘enforced hydrophobic interactions’ is used to emphasize that the hydrophobic interactions are an integral part of the activation process and contribute to stabilize the transition state relative to the initial state. A moderate acceleration can also be noted (Table 6.3) when the reaction is performed in

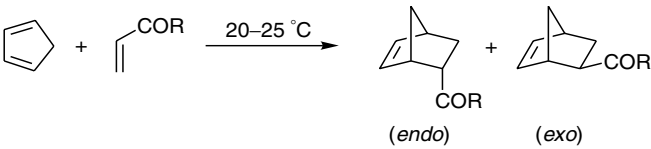
1,1,1-trifluoroethanol (TFE), a solvent with a strong hydrogen-bond donor capacity. This supports the idea that hydrogen-bonding interactions also contribute noticeably to the acceleration of aqueous Diels–Alder reactions.

The aqueous medium also has beneficial effects on the diastereoselectivity of the Diels–Alder reactions. The *endo* addition that occurs in the classical cycloadditions of cyclopentadiene with methyl vinyl ketone and methyl acrylate is more favored when the reaction is carried out in aqueous medium than when it is performed in organic solvents (Table 6.4) [2b, c].

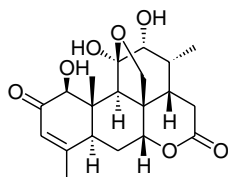
The synthesis of chaparrinone and other quassinoids (naturally occurring substances with antileukemic activity) is another striking example [16a–c]. The key step of synthesis was the Diels–Alder reaction between the  $\alpha,\beta$ -unsaturated ketoaldehyde **1** (Scheme 6.1) with ethyl 4-methyl-3,5-hexadienoate **2** (R = Et). In benzene, the *exo* adduct is prevalent but it does not have the desired stereochemistry at C-14. In water, the reaction rate nearly doubles and both the reaction yield and the *endo* adduct increase considerably. By using the diene acid **2** (R = H) the reaction in water is 10 times faster than in organic solvent and the diastereoselectivity and the yield are satisfactory. The best result was obtained with diene sodium carboxylate **2** (R = Na): when the reaction is conducted 2M in diene the reaction is complete in 5 h and the *endo* adduct is 75% of the diastereoisomeric reaction mixture.

The study was extended to other dienes and dienophiles [16d, e]. Some examples and comparisons are reported in Scheme 6.2. With respect to the organic solvent, the aqueous reaction requires milder conditions and the reaction is faster and more selective. It is significant that the use of cosolvents such as methanol, dioxane and tetrahydrofuran results in a reduction of reaction rate.

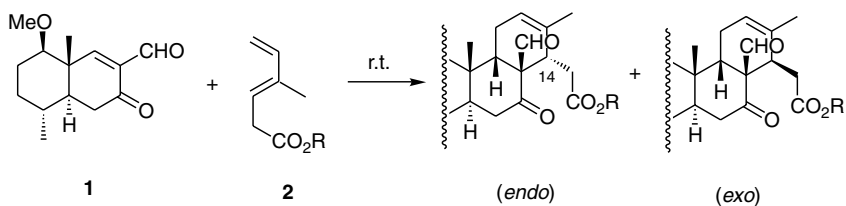
**Table 6.4** *Endo/exo* diastereoselectivity of Diels–Alder reactions in water and organic media



Medium	<i>Endo / Exo</i>	
	R = OMe	R = Me
None (excess of diene)	74:26	79:21
Isooctane	69:31	
Ethanol	84:16	89:11
1-Butanol	83:17	
Formamide	87:13	
N-Methylacetamide	82:18	
Water	90:10	96:14

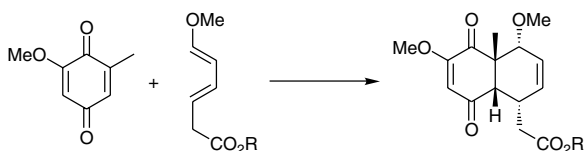


Chaparrinone



R	Medium	t(h)	endo/exo	Yield (%)
Et	PhH	288	46:54	52
Et	H <sub>2</sub> O	168	56:44	82
H	PhMe	168	41:59	46
H	H <sub>2</sub> O	17	60:40	85
Na	H <sub>2</sub> O	5	75:25	100

Scheme 6.1



R	Medium	t(min)	T(°C)	Yield(%)
Me	PhH	720	80	69
Na	H <sub>2</sub> O	12	r.t.	93



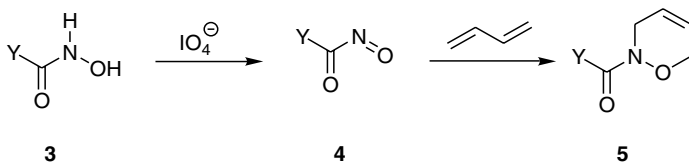
R	Medium	t(h)	T(°C)	endo/exo	yield(%)
Me	PhMe	96	110	33:66	84
Na	H <sub>2</sub> O	24	60	67:33	67

Scheme 6.2

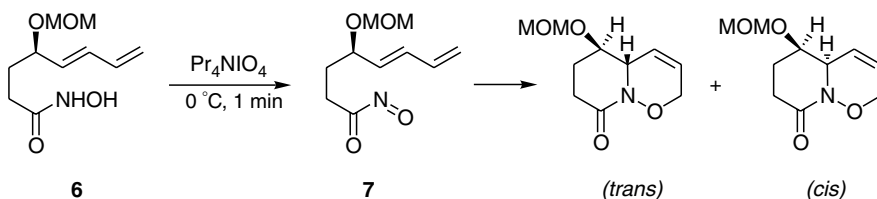


The nitroso moiety of the N-acylnitroso function is a powerful dienophile and therefore N-acylnitroso compounds are trapped rapidly, especially in an intramolecular reaction, with a diene allowing the Diels–Alder reaction to occur also in water, although N-acylnitroso compounds are short-lived in aqueous medium.

N-Acylnitroso compounds **4** are generated *in situ* by periodate oxidation of hydroxamic acids **3** and react with 1,3-dienes (e.g. butadiene) to give 1,2-oxazines **5** (Scheme 6.3). The periodate oxidation of 4-O-protected homo-chiral hydroxamic acid **6** occurs in water in heterogeneous phase at 0 °C, and the N-acylnitroso compound **7** that is generated immediately cyclizes to *cis* and *trans*-1,2-oxazinolactams (Scheme 6.4) [17a, b]. When the cycloaddition is carried out in CHCl<sub>3</sub> solution, the reaction is poorly diastereoselective. In water, a considerable enhancement in favor of the *trans* adduct is observed.



Scheme 6.3

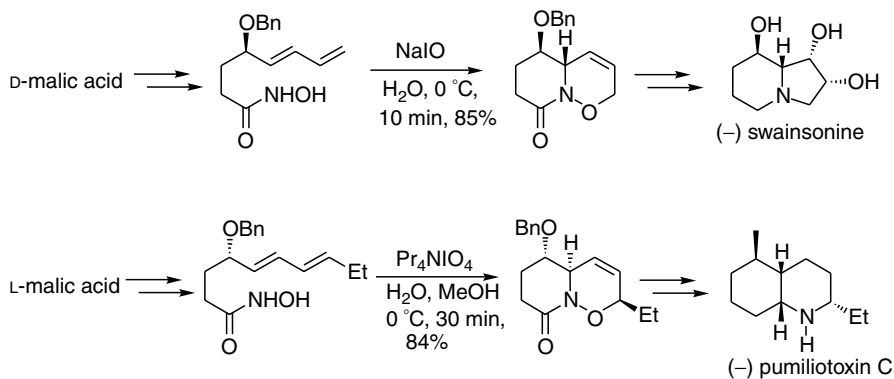


Medium	<i>trans/cis</i>	Yield (%)
CHCl <sub>3</sub>	63:37	75
H <sub>2</sub> O	82:18	93

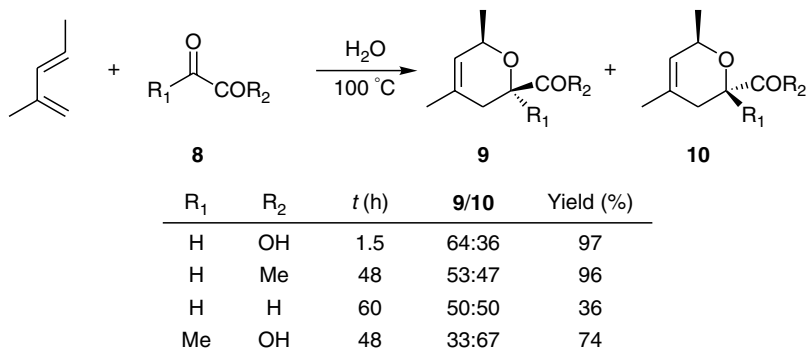
Scheme 6.4

The acylnitroso approach has been used for the enantioselective syntheses of (−)-swainsonine and (−)-pumiliotoxin C [17d] (Scheme 6.5).

Lubineau and coworkers [18] have shown that glyoxal **8** ( $R_1 = R_2 = H$ ), glyoxylic acid **8** ( $R_1 = H, R_2 = OH$ ), pyruvic acid **8** ( $R_1 = Me, R_2 = OH$ ) and pyruvaldehyde **8** ( $R_1 = H, R_2 = Me$ ) give Diels–Alder reactions in water with poor reactive dienes, although these dienophiles are, for the most part, in the hydrated form. Scheme 6.6 illustrates the reactions with (E)-1,3-dimethylbutadiene. The reaction yields are generally good and the ratio of adducts **9** and **10** reflects the thermodynamic control of the reaction. In organic solvent, the reaction is kinetically controlled and the diastereoselectivity is reversed.



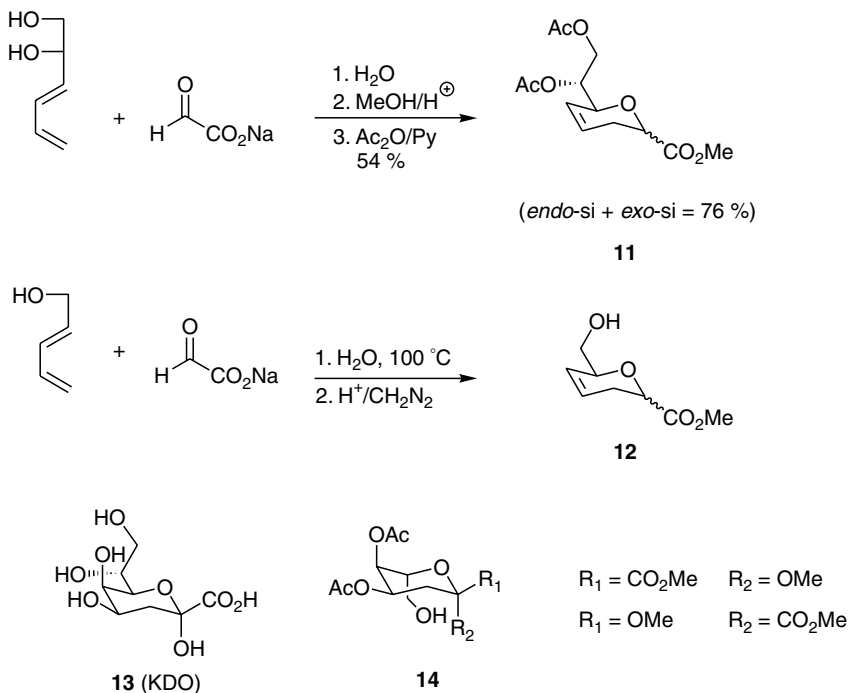
Scheme 6.5



Scheme 6.6

These results have been used to prepare key starting compounds **11** and **12** for the enantioselective synthesis of 3-deoxy-D-manno-2-octulosonic acid

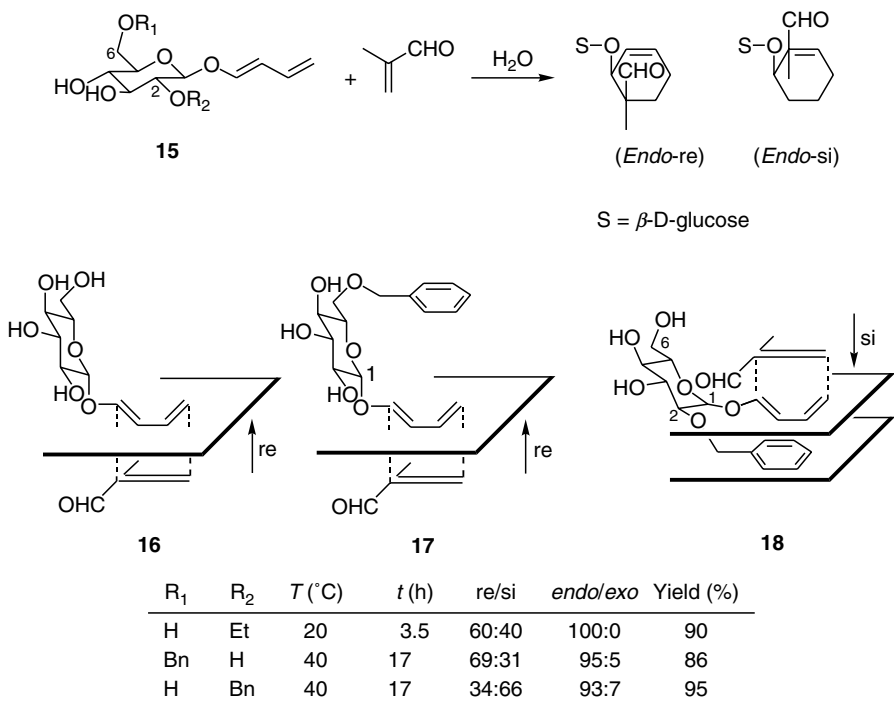
(KDO) **13** [19a] and for a concise synthesis of ketodeoxyheptulosonic acid derivatives **14** [19b], respectively (Scheme 6.7).



Scheme 6.7

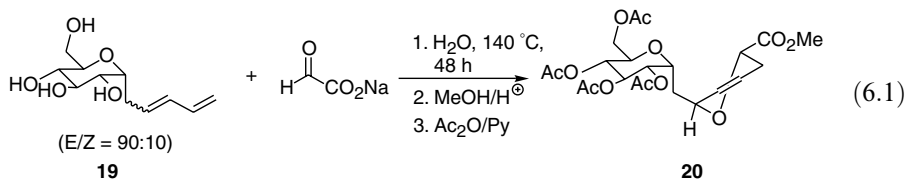
Extensive work has been done by using buta-1,3-dienyl-glycosides of unprotected sugar to study aqueous Diels–Alder reactions and to prepare optically active oligosaccharides [20].

The cycloaddition of  $\beta$ -glucoside **15** ( $\text{R}_1 = \text{R}_2 = \text{H}$ ) (Scheme 6.8) with methacrolein in water leads to a mixture of two *endo* adducts, the majority of which results from an approach of the dienophile part of glucoside to the *re* face of the diene as depicted in **16**. A benzyl protecting group at O-6 (**15**;  $\text{R}_1 = \text{Bn}$ ,  $\text{R}_2 = \text{H}$ ) slows the reaction rate but does not influence the *endo/exo* diastereoselectivity or the face selectivity of the reaction (Scheme 6.8; **17**). A reversal face selectivity occurs when the protecting group is at O-2 as illustrated in **18**. The interaction between the phenyl ring and diene unit is enhanced by a hydrophobic interaction; the use of water therefore favors the packing and consequently the *si* approach.

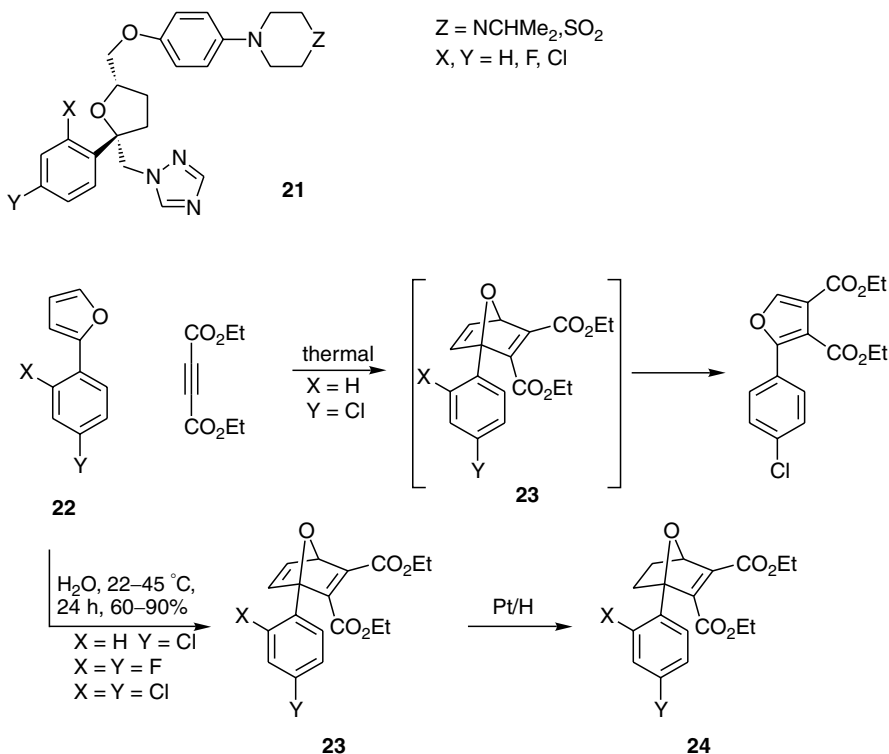


Scheme 6.8

C-Disaccharide analogs of trehalose were recently [20c] prepared by using as a key step an aqueous Diels–Alder reaction between the sodium salt of glyoxylic acid and the water soluble homochiral glucopyranosil-1,3-pentadiene **19** (Equation 6.1). A mixture of four diastereoisomers in a 41:24:21:14 proportion was obtained after esterification with methanol and acetylation. The main diastereoisomer **20** was isolated and characterized as benzoyl-derivative.



Aqueous Diels–Alder reaction has also been applied at the industrial level. 2,2,5-Trisubstituted tetrahydrofurans **21** are a class of activeazole antifungals. Workers at Schering-Plough [21] developed a synthetic approach based on a Diels–Alder reaction between 2-arylfurans **22** and ethyl acetylenedicarboxylate (Scheme 6.9). Under thermal conditions the reaction gave a low yield of



Scheme 6.9

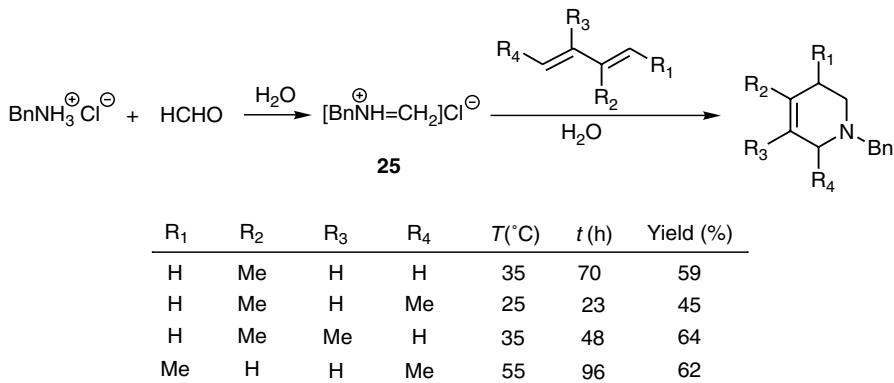
a useless product since cycloadduct **23** underwent a retro-Diels–Alder reaction. In water, the desired adducts **23** can be easily isolated in high yield and then be converted into the biologically active compounds **21** via chemoselective hydrogenation and regioselective manipulation of the dihydrofuran moiety of **24**.

### 6.1.2 Catalyzed Diels–Alder Reaction

Catalyzed organic reactions in water, and the aqueous Diels–Alder reactions in particular, are currently a topic of great interest [3f–h].

Simple imines are poor dienophiles and must be activated by protonation or by attaching an electron-withdrawing group to the nitrogen atom. Scheme 6.10 illustrates the Diels–Alder reactions of benzyliminium ion **25**, generated *in situ* from an aqueous solution of benzylamine hydrochloride and commercial aqueous formaldehyde, with methylsubstituted 1,3-butadienes [22]. This aqueous Diels–Alder reaction combines three components (an aldehyde, an amine

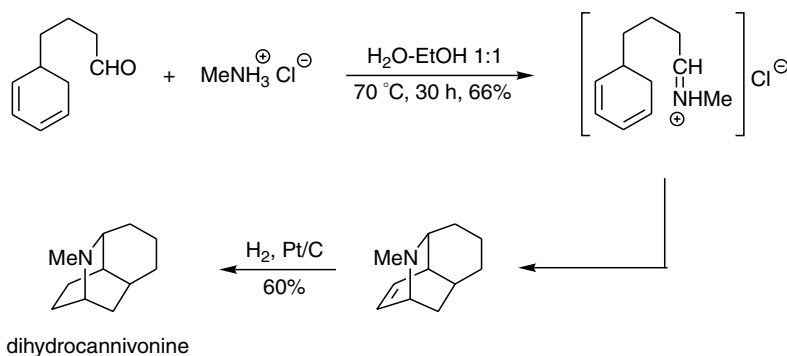
salt and a diene) and occurs under mild conditions and with satisfactory yields. The highly reactive cyclopentadiene reacts quantitatively in three hours at 25 °C [22].



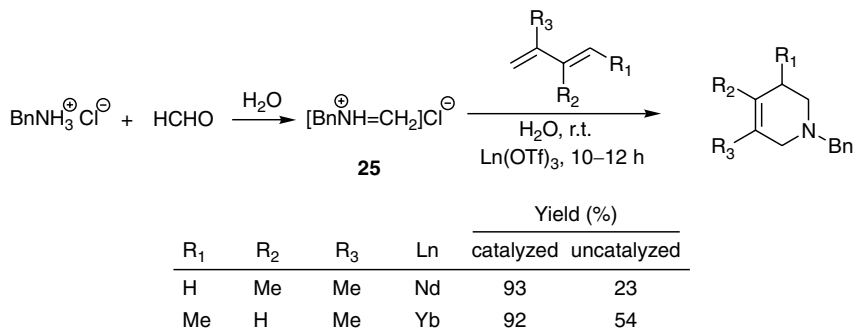
**Scheme 6.10**

The intramolecular version, achieved by using both dienyl amine and dienyl aldehydes, has also been investigated and applied to the synthesis of dihydrocannivonine [23] (Scheme 6.11).

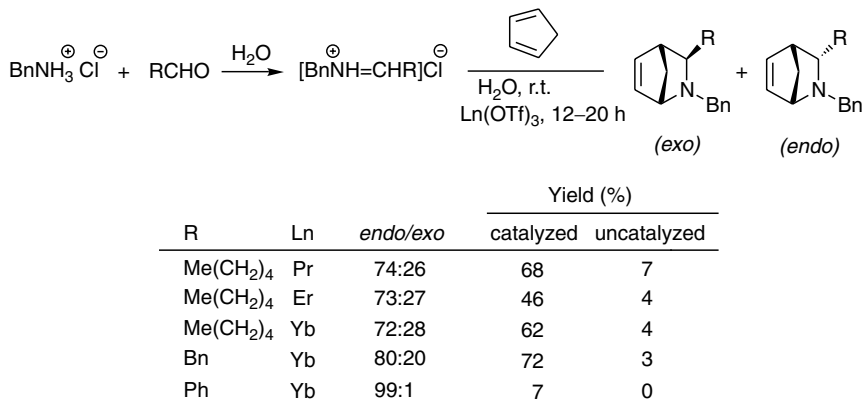
The aqueous aza-Diels–Alder reaction of an aldehyde and an amine hydrochloride with a diene is catalyzed by lanthanide(III) trifluoromethane sulfonates (Ln(OTf)<sub>3</sub>, triflates [24]). Some examples are reported in Schemes 6.12 and 6.13. With respect to uncatalyzed reactions, the lanthanide catalyst allows milder reaction conditions, increases the reaction yield and does not affect the diastereoselectivity of the reaction, but influences the regiochemistry as in the cycloaddition of **25** with 1,3-dimethyl-1,3-butadiene (Schemes 6.10 and 6.12). These results have been applied [24b–d] to the synthesis of azasugars (Scheme 6.14).



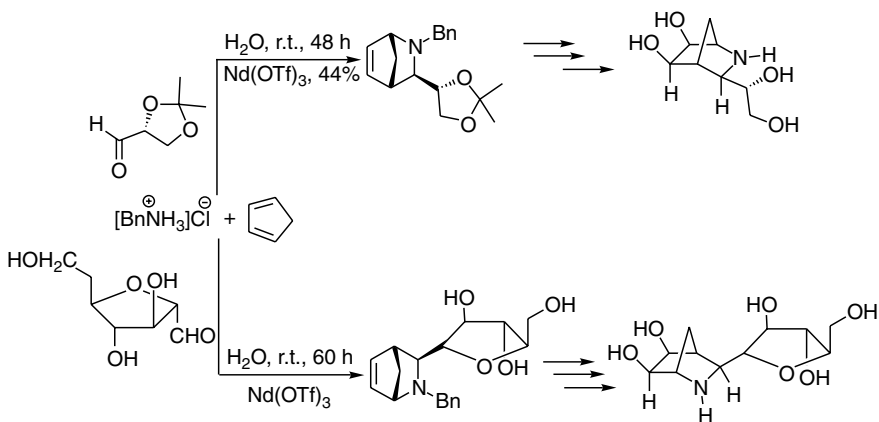
**Scheme 6.11**



Scheme 6.12

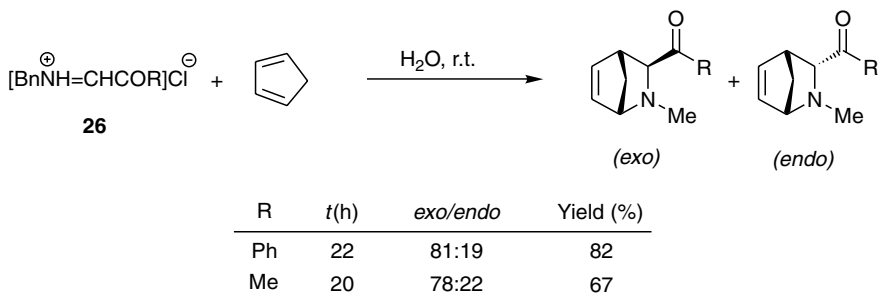


Scheme 6.13



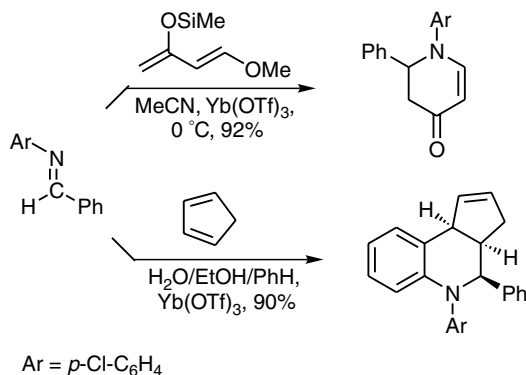
Scheme 6.14

Iminium ions bearing an electron-withdrawing group bonded to the  $sp^2$  carbon of the iminium function are very reactive dienophiles. Thus, iminium ions **26** generated from phenylglyoxal (Scheme 6.15, R = Ph) or pyruvic aldehyde (R = Me) with methylamine hydrochloride, react with cyclopentadiene in water at room temperature with good diastereoselectivity [25] (Scheme 6.15). If glyoxylic acid is used, the formation of iminium salt requires the free amine rather than the amine hydrochloride.



Scheme 6.15

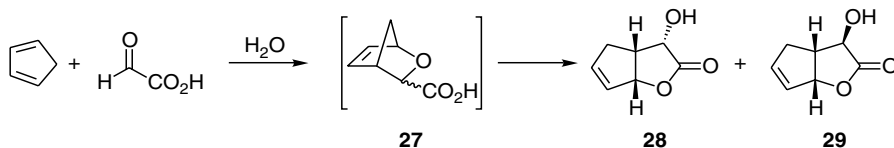
Lanthanide triflates catalyze the Diels–Alder reaction of imines, generated from anilines and aldehydes, with both dienes and alkenes [26]. Thus N-benzylideneaniline in the presence of  $\text{Yb}(\text{OTf})_3$  (Scheme 6.16) reacts in organic solvent with open-chain dienes, such as Danishefsky's diene, to give tetrahydropyridine derivatives, while with cyclopentadiene and vinyl ethers and vinylthioethers it works like azadiene in both organic solvent and aqueous medium, affording tetrahydroquinoline derivatives.



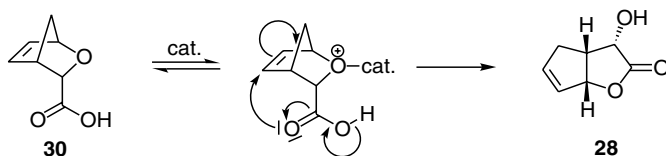
Scheme 6.16



The cycloaddition of glyoxylic acid with cyclopentadiene in water at pH 6 and 60 °C is slow and occurs with low yield and low diastereoselectivity [18] (Scheme 6.17). Proton (pH = 0.9) [18], copper salts [27] and Bi(OTf)<sub>3</sub> [28] accelerate the reaction and increase the diastereoselectivity. The lactones **28** and **29** originate from *endo* and *exo* cycloadducts **27**, respectively. The proposed rearrangement is depicted in Scheme 6.17 for the major *endo* adduct **30**. A competitive ene reaction that originates **28** and **29** cannot be excluded [28].



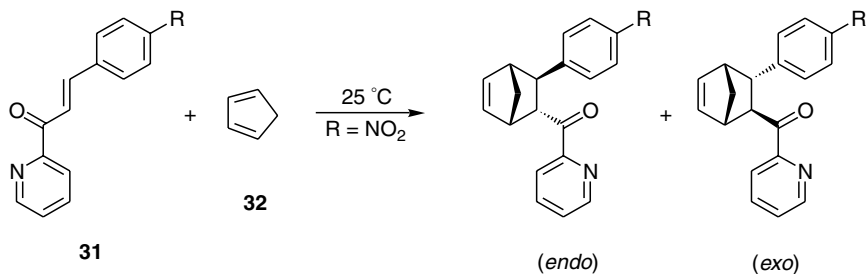
catalyst	t(h)	T(°C)	<b>28/29</b>	Yield(%)
pH=6	24	60	60:40	16
pH=0.9	1.5	40	73:27	83
Cu <sup>2+</sup>	3	60	65:35	63
Bi(OTf) <sub>3</sub>	2	40	82:18	86



Scheme 6.17

Engberts [3e, f, 9, 29] investigated the influence of metal ions (Co<sup>2+</sup>, Ni<sup>2+</sup>, Cu<sup>2+</sup>, Zn<sup>2+</sup>) on the reaction rate and diastereoselectivity of Diels–Alder reaction of dienophile **31** (Table 6.5, R = NO<sub>2</sub>) with cyclopentadiene (**32**) in water and organic solvents. Relative reaction rates in different media and the catalytic effect of Cu<sup>2+</sup> are reported in Table 6.5. 10<sup>-2</sup>M Cu(NO<sub>3</sub>)<sub>2</sub> accelerates the reaction in water by 808 times, and when compared with the uncatalyzed reaction in MeCN by a factor of 232 000.

Cu<sup>2+</sup> is the best catalyst and, for the reaction of **31** (R = H) with cyclopentadiene (**32**), it is 25 times more active than Ni<sup>2+</sup> and 55 times more active than Co<sup>2+</sup> or Zn<sup>2+</sup>.

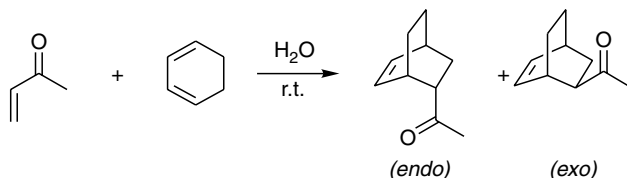
**Table 6.5** Relative reaction rates of Diels–Alder reaction of **31** ( $R = \text{NO}_2$ ) with **32** in different media and catalytic effect<sup>a</sup> of  $\text{Cu}^{2+}$  ion

Medium	$k_{\text{rel}}$	Catalytic effect <sup>a</sup>
MeCN	1	
EtOH	2.7	
H <sub>2</sub> O	287	
CF <sub>3</sub> CH <sub>2</sub> OH	482	
10 <sup>-2</sup> M HCl in H <sub>2</sub> O	5442	19
10 <sup>-2</sup> M Cu(NO <sub>3</sub> ) <sub>2</sub> in EtOH	58 357	21 576
10 <sup>-2</sup> M Cu(NO <sub>3</sub> ) <sub>2</sub> in MeCN	158 000	158 000
10 <sup>-2</sup> M Cu(NO <sub>3</sub> ) <sub>2</sub> in H <sub>2</sub> O	232 000	808

<sup>a</sup> Relative rate between the catalyzed and uncatalyzed reaction in the same solvent.

The complex obtained from commercially available chiral  $\alpha$ -amino acids (AA) with  $\text{Cu}^{2+}$  ion induces asymmetry in the Diels–Alder reaction of **31** ( $R = \text{H}$ ) with **32**. By using 10% Cu(II)-AA (AA = L-abrine) the cycloaddition occurs *endo*-stereoselectively in 48 h at 0 °C with high yield and with acceptable enantioselectivity ( $ee = 74\%$ ). This is the first example of enantioselective Lewis-acid catalysis of an organic reaction in water [9b].

Indium trichloride [30] and methylrhenium trioxide [31] catalyze the aqueous Diels–Alder reaction of acrolein and acrylates with cyclic and open-chain dienes. Some examples of the cycloaddition of methyl vinyl ketone with 1,3-cyclohexadiene are reported in Scheme 6.18.  $\text{MeReO}_3$  does not give satisfactory yields for acroleins and methyl vinyl ketones with substituents at the  $\beta$ -position and favors the self-Diels–Alder reaction of diene.

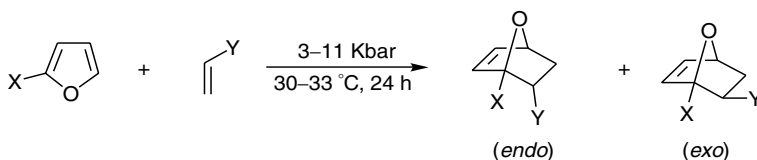


catalyst	<i>t</i> (h)	<i>endo/exo</i>	Yield (%)
InCl <sub>3</sub>	4	90:10	87
MeReO <sub>3</sub>	16	99:1	91

Scheme 6.18

The Diels–Alder reaction can be greatly enhanced by high pressure (Chapter 5) but the effect of pressure is generally weaker in aqueous medium than in organic solvent. Results of high pressure-mediated Diels–Alder reactions of furans and acrylates in water and dichloromethane are reported in Table 6.6 [32]. In aqueous medium the cycloadditions occur with lower yields and less diastereoselectivity than in dichloromethane and, in some cases, addition–substitution reactions were observed.

**Table 6.6** Diels–Alder reactions of furans with acrylates in water and dichloromethane under high pressure



Medium	X	Y	<i>endo/exo</i> <sup>a</sup>	<i>g</i> <sup>b</sup>
H <sub>2</sub> O	H	COMe	62:38	3.9
CH <sub>2</sub> Cl <sub>2</sub>	H	COMe	74:26	5.1
H <sub>2</sub> O	H	CN	67:33	4.1
CH <sub>2</sub> Cl <sub>2</sub>	H	CN	67:33	4.6
H <sub>2</sub> O	Me	CN	26:74	3.1
CH <sub>2</sub> Cl <sub>2</sub>	Me	CN	31:69	5.3

<sup>a</sup> At 3 kbar.

<sup>b</sup> Yield ratio at 3 vs 11 kbar.

## 6.2 DIELS–ALDER REACTION IN NON-AQUEOUS POLAR SYSTEMS

After the discovery of the remarkable acceleration of some Diels–Alder reactions performed in water, a number of polar non-aqueous solvents and their salty solutions were investigated as reaction medium. This revolutionized the concept that the Diels–Alder reaction is quite insensitive to the effect of the medium and emphasized that a careful choice of the solvent is crucial for the success of the reaction. The polarity of the reaction medium is an important variable which also provides some insights into the mechanism of the reaction. If the reaction rate increases by using a polar medium, this means that the transition state probably has polar character, while the absence of a solvent effect is generally related to an uncharged transition state.

In the following paragraphs the influence of some representative non-aqueous polar systems on the Diels–Alder reaction is illustrated.

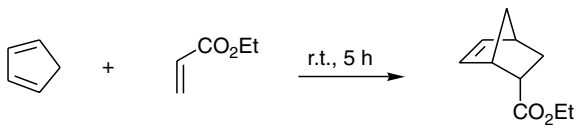
### 6.2.1 Lithium Perchlorate–Diethyl Ether

During 1989–93 lithium perchlorate–diethyl ether ( $\text{LiClO}_4 - \text{Et}_2\text{O}$ , LP-DE) was studied as a reaction medium in organic synthesis when it was observed that cycloadditions, sigmatropic rearrangements, Michael additions and aldol condensations carried out in LP-DE occurred quickly and selectively under mild reaction conditions [33]. In addition, LP-DE allowed the reaction and subsequent work-up to be carried out under essentially neutral conditions.

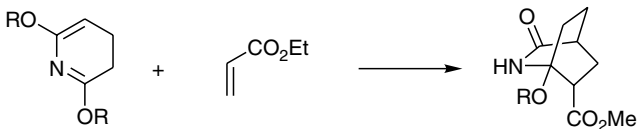
Initially the LP-DE effect was ascribed to the high internal pressure generated by the solubilization of the salt in diethyl ether [34]. Today the acceleration is explained in terms of Lewis-acid catalysis by the lithium cation [35]. The contribution of both factors (internal pressure and lithium cation catalysis) has also been invoked [36].

LP-DE has a weaker catalytic activity than  $\text{BF}_3 \cdot \text{Et}_2\text{O}$ ,  $\text{AlCl}_3$  and  $\text{TiCl}_4$  because the Lewis acidity of the lithium cation is moderated by complexing with diethyl ether and perchlorate anion [37], but it becomes a highly oxophilic Lewis acid when concentrated solutions are used [38]. The concentration of LP-DE is therefore sometimes essential for the success of the reaction.

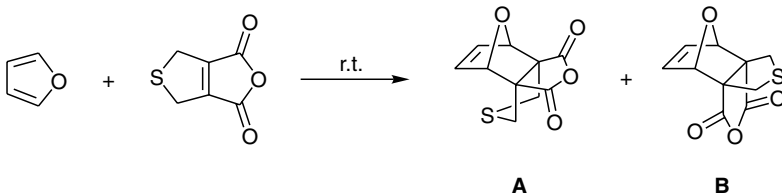
Grieco and coworkers first observed [34] that 5.0M LP-DE is an extraordinary medium for facilitating Diels–Alder reactions at room temperature. Schemes 6.19 and 6.20 illustrate some examples.



5.0M LP-DE	<i>endo/exo</i> = 89:11, yield 93%
H <sub>2</sub> O	<i>endo/exo</i> = 80:20, yield 73%



5.0M LP-DE	r.t., 5 h, <i>endo/exo</i> = 75:25, yield 80%
PhH	60 °C, 72 h, <i>endo/exo</i> = 8:92, yield 74%

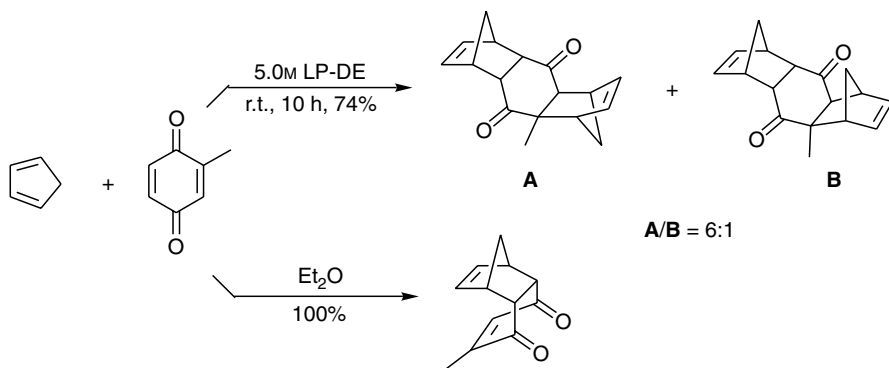


5.0M LP-DE	9.5 h, <b>A/B</b> = 85:15, yield 70%
DCM	6 h, 15 kbar, <b>A/B</b> = 85:15, yield 100%

Scheme 6.19

The reaction of furan with 2,5-dihydrothiophene-3,4-dicarboxylic anhydride is remarkable (Scheme 6.19). Furan is a poor diene and requires high pressure to affect cycloadditions [39]. On the other hand, high temperatures are forbidden because cycloaddition products derived from furan undergo cycloreversion under these conditions. In 5.0M LP-DE, the Diels–Alder reaction of furan with 2,5-dihydrothiophene-3,4-dicarboxylic anhydride proceeds at room temperature and atmospheric pressure in 9.5 h with 70% yield and with the same diastereoselectivity found when the reaction is carried out under high pressure [40].

The result of the cycloaddition of cyclopentadiene with methylbenzoquinone (Scheme 6.20) is also interesting. In 5.0M LP-DE, diastereomeric bis adducts are formed, while in the absence of LP-DE, only one 1:1 adduct is obtained quantitatively.

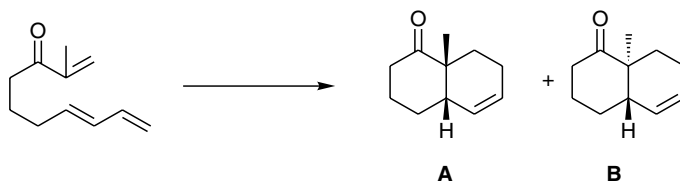


Scheme 6.20

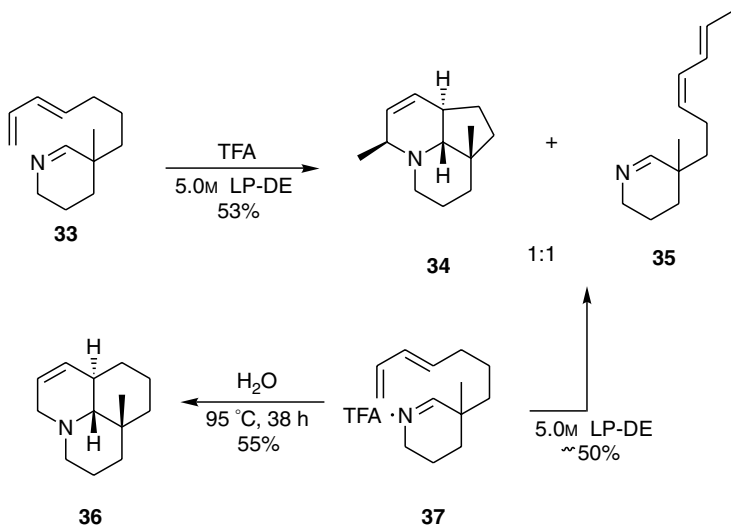
LP-DE also promotes and accelerates intramolecular Diels–Alder reactions of low reactive polyenones. The use of a catalytic amount of camphorsulfonic acid (CSA) further accelerates the cycloaddition and enhances the diastereoselectivity [41]. Table 6.7 illustrates the effect of CSA on the intramolecular Diels–Alder reaction of 2-methyl-1,7,9-decatrien-3-one.

In contrast LP-DE gives disappointing results for intramolecular imino Diels–Alder reactions, even in the presence of CSA. This is due to the fact that weak acids become strong acids in highly polar media such as 5.0M LP-DE and the protonation of diene, with concomitant diene isomerization, competes with cycloaddition [42]. This observation was supported by using trifluoroacetic acid (TFA). The imine **33** (Scheme 6.21) in LP-DE at room temperature in the presence of TFA gave a 1:1 mixture of cycloadduct **34** and the isomerized diene **35** within the unreacted imine **33**. No Diels–Alder cycloadduct **36** was detected.

Table 6.7 Intramolecular Diels–Alder reaction of 2-methyl-1,7,9-decatrien-3-one



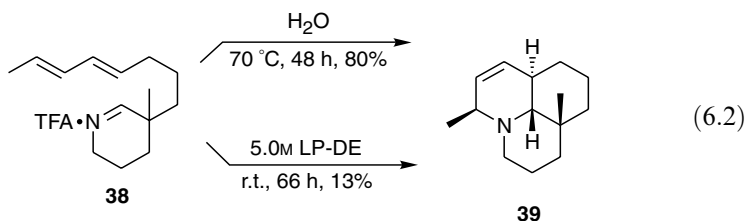
Medium	$T$ (°C)	$t$ (h)	A/B	Yield (%)
PhH	120	18	1.6	72
Ph, $\text{Me}_2\text{AlCl}$	25	3	3.0	74
5.0M LP-DE	25	24	3.0	65
5.0M LP-DE/CSA (1.0 mol%)	25	1.5	4.5	88
30 mol% LP-DCM	25	72	2.4	9



Scheme 6.21

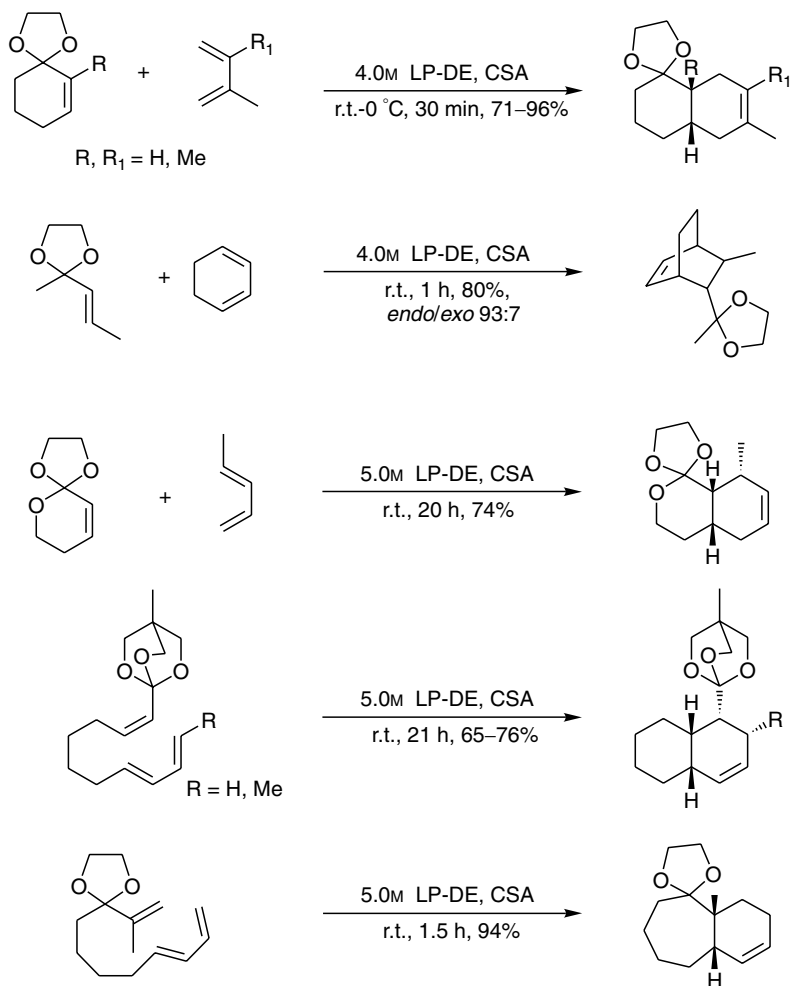
Similarly, in 5.0M LP-DE, preformed TFA-iminium salt **37** gave a 1:1 mixture of **34** and **35**. In contrast, heating **37** in water alone gave the cycloadduct **36** in 55% yield.

Similarly, the iminium salt **38** exposed to 5.0M LP-DE afforded only 13% of tricyclic amine **39**, while heating **38** in water gave the Diels–Alder adduct **39** in high yield (Equation 6.2).



For the aza-Diels–Alder reaction illustrated above, water works better than LP-DE as a reaction medium, providing the cycloadducts in good yield with outstanding stereocontrol.

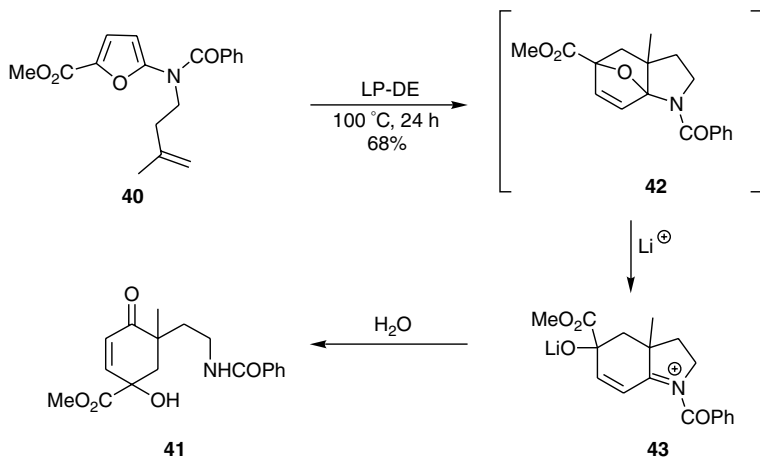
$\alpha,\beta$ -Unsaturated cycloalkenones are poor dienophiles and do not undergo Diels–Alder reaction in 5.0M LP-DE. The corresponding ketals, on the contrary, give facile cycloaddition in 4.0M LP-DE containing 1.0 mol% of CSA [43] (Scheme 6.22). Analogous results were obtained in 5.0M LP-DE, while the reaction rate was slower in 3.0M LP-DE. When CSA was used in the absence of LP-DE, no reaction occurred. The procedure has been successfully extended to ketals of acyclic  $\alpha,\beta$ -unsaturated ketones, ketals of lactones and orthoesters, and intramolecular cycloaddition of ketals (Scheme 6.22) [43].



Scheme 6.22

A recent example of the effectiveness of LP-DE on the Diels–Alder reaction is the intramolecular cycloaddition of 2-amidofurans containing a tethered alkenyl group during the synthesis of pyrrolophenanthridine alkaloids [44]. Furanamide **40** (Scheme 6.23) fails to undergo Diels–Alder reactions even at temperatures as high as 240 °C in toluene. The use of 4.0M LP-DE allows the cyclohexanone **41** to be isolated at 100 °C in 24 h in 68% yield. The reaction involves an initial intramolecular Diels–Alder reaction to give **42**, followed by ring opening to give the iminium **43** which then hydrolyzes to **41**.

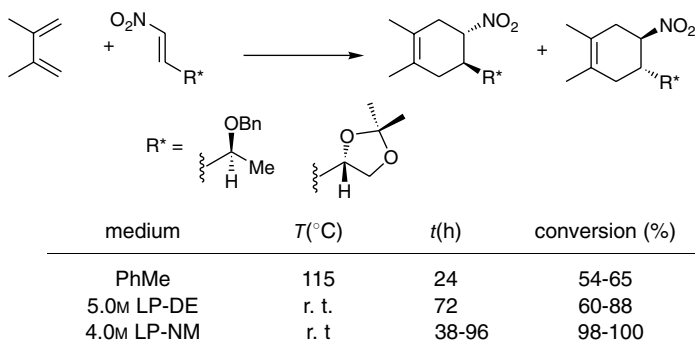




### 6.2.2 Lithium Perchlorate–Nitromethane

Lithium perchlorate in nitromethane (LP-NM) is sometimes a more effective reaction medium than LP-DE for certain Diels–Alder reactions. The cycloaddition of 2,3-dimethylbutadiene with nitrostyrenes (Scheme 6.24) occurs with low

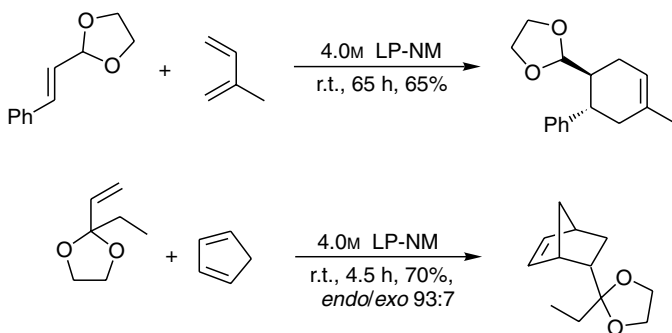
Medium	$T(^{\circ}\text{C})$	$t(\text{h})$	conversion(%)
PhMe	115	48	22-54
5.0M LP-DE	r. t.	24	7-13
4.0M LP-NM	r. t.	67	83-86



**Scheme 6.24**

conversion both in toluene under reflux conditions and in 5.0M LP-DE. In 4.0M LP-NM, however, a high conversion is achieved [45]. Analogously, by using a suitable reaction time, the conversion of the Diels–Alder reaction of homochiral  $\alpha,\beta$ -unsaturated nitroalkenes is quantitative in 4.0M LP-NM and the diastereoisomeric excesses are acceptable (Scheme 6.24).

The effectiveness of LP-NM with respect to LP-DE has also been proven by the cycloaddition of ketals of  $\alpha,\beta$ -unsaturated ketones with open-chain and cycloaliphatic dienes [46]. In 4.0M LP-NM the Diels–Alder reaction occurs with good yields and selectivities without using CSA, which is absolutely necessary when the reaction is performed in LP-DE (Section 6.2.1). Some examples are illustrated in Scheme 6.25.

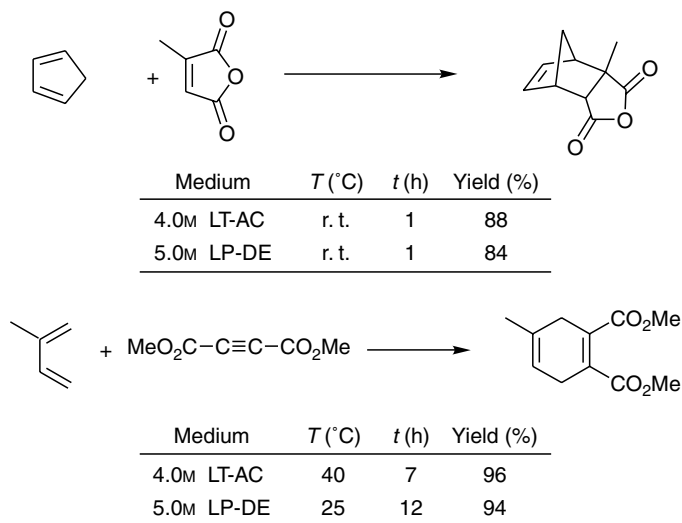


**Scheme 6.25**

The rate enhancement of the Diels–Alder reaction in LP-NM has been attributed to the high dipole moment of nitromethane (3.40 D) in comparison with diethyl ether (1.33 D).

### 6.2.3 Lithium Trifluoromethanesulfonimide in Acetone or Diethyl Ether

A convenient alternative to LP-DE is lithium trifluoromethanesulfonimide (LiNTf<sub>2</sub>) in acetone or diethyl ether (LT-AC, LT-DE). Representative examples are the Diels–Alder reactions of citraconic anhydride with cyclopentadiene and of dimethyl acetylenedicarboxylate with isoprene [47] (Scheme 6.26).



Scheme 6.26

Table 6.8 reports the relative reaction rates of Diels–Alder reactions of 2,5-dimethylbenzoquinone with *trans*-piperylene in different lithium salt solutions. The data show that the reaction rate depends on the concentration of LT and that in 4.0M LT-AC and 4.0M LT-DE the rate accelerations are comparable to that exhibited in 5.0M LP-DE and 5.0M LP-AC.

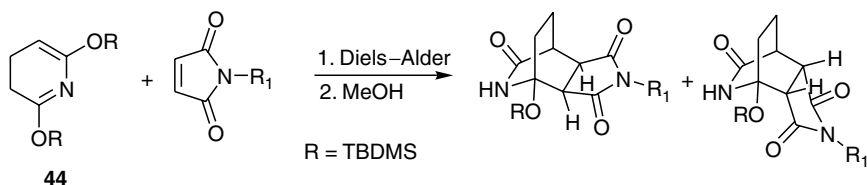
**Table 6.8** Relative reaction rates of Diels–Alder reactions of 2,6-dimethylbenzoquinone with *trans*-piperylene in LiClO<sub>4</sub> (LP) and LiNTf<sub>2</sub> (LT) in acetone (AC) and diethyl ether (DE)

Medium	$k_{\text{rel}}$	Medium	$k_{\text{rel}}$	Medium	$k_{\text{rel}}$
1.0M LT-AC	1	1.0M LP-AC	1.4	5.0M LP-DE	265.4
2.0M LT-AC	3.8	2.0M LP-AC	3.4	5.0M LP-AC	238.5
3.0M LT-AC	65.4	3.0M LP-AC	14.6	4.0M LT-AC	207.7
		4.0M LP-AC	80.8	4.0M LT-DE	246.2

Medium	$t$ (h)	Yield (%)
4.0M LT-AC	0.5	84
4.0M LT-DE	6	75
5.0M LP-DE	0.5	94

Interestingly, the cycloaddition of 2-azadiene **44** with N-methylmaleimide in 2.5M LT-DE gave predominantly *exo*-adduct in contrast to the thermal cycloaddition that is mainly *endo*-selective (Scheme 6.27). A similar but not so dramatic increase in *exo*-selectivity was also observed [47] for the cycloaddition of **44** with N-phenylmaleimide. The reaction is kinetically controlled, but the origin of the high *exo*-selectivity observed in LT-DE is unclear; the polar medium probably favors the more polar *exo* transition state.

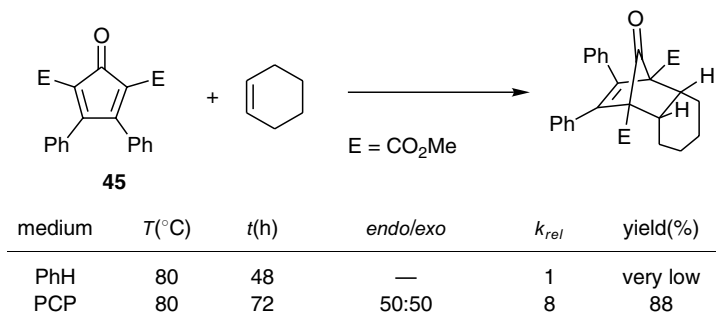
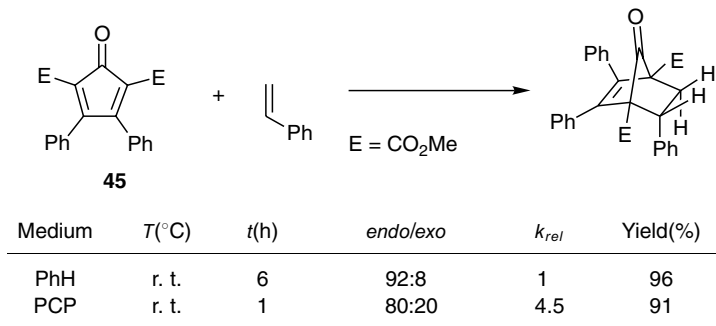


R <sub>1</sub>	Medium	T (°C)	t (h)	<i>exo/endo</i>	Yield (%)
Me	PhMe	60	2	20:80	76
Me	2.5M LT-DE	r. t.	0.5	80:20	80
Ph	PhMe	r. t.	3	15:85	80
Ph	2.5M LT-DE	r. t.	0.1	55:45	96

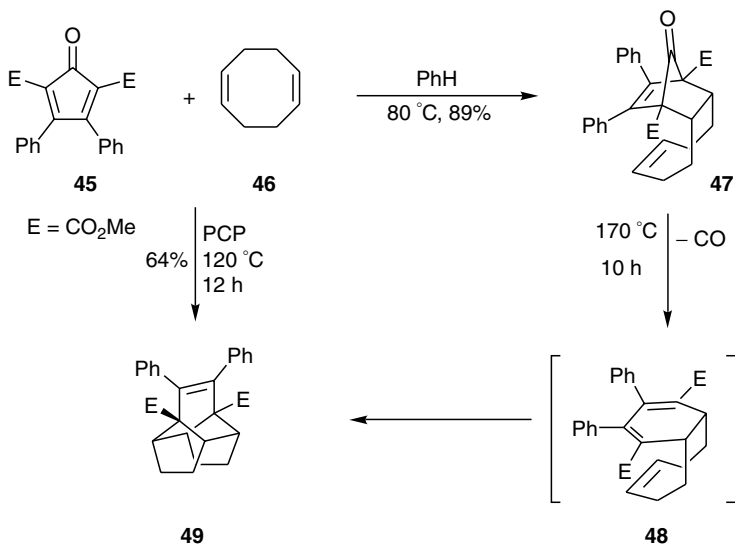
Scheme 6.27

### 6.2.4 *para*-Chlorophenol and Ethylene Glycol

Harano and colleagues [48] found that the reactivity of the Diels–Alder reaction of cyclopentadienones with unactivated olefins is enhanced in phenolic solvents. Scheme 6.28 gives some examples of the cycloadditions of 2,5-bis-(methoxycarbonyl)-3,4-diphenylcyclopentadienone **45** with styrene and cyclohexene in *p*-chlorophenol (PCP). Notice the result of the cycloaddition of cyclohexene which is known to be a very unreactive dienophile: in PCP at 80 °C the reaction works, while no Diels–Alder adduct was obtained in benzene. PCP also favors the decarbonylation of the adduct, generating a new conjugated dienic system, and therefore a subsequent Diels–Alder reaction is possible. Thus, the thermolysis at 170 °C for 10 h of Diels–Alder adduct **47**, which comes from the cycloaddition of **45** with 1,5-octadiene **46** (Scheme 6.29), gives the multiple Diels–Alder adduct **49** via decarbonylated adduct **48**. In PCP, the reaction occurs at a temperature about 50 °C lower than when performed without solvent, and product **49** is obtained by a one-pot procedure in good yield.



Scheme 6.28

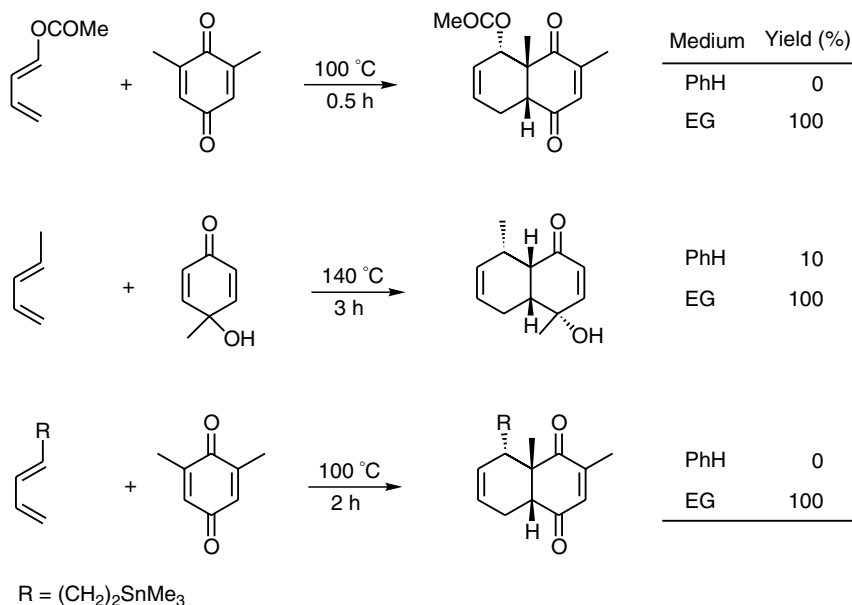


Scheme 6.29

Spectroscopic measurements indicate that PCP forms hydrogen bonds with carbonyl oxygen atoms of cyclopentadienone in both the ground and transition states, but the transition state is more effectively stabilized than the ground state, so a rate enhancement is observed.

The rates of intermolecular Diels–Alder reactions of hydrophobic dienes and dienophiles are significantly increased when the cycloadditions are performed in pure ethylene glycol (EG) [49a]. Some examples are illustrated in Scheme 6.30. This performance is due to the fact that the EG (i) forms extensive hydrogen bonding, (ii) is able to solubilize hydrophobic dienes and dienophiles, and (iii) forms molecular aggregations with the reactants.

Protic solvents such as *i*-PrOH and *t*-BuOH favor the diastereoselectivity of the reaction of 3-hydroxy-2-pyrone with acrylates [49b]. Further examples of proton-promoted Diels–Alder reactions are reported in Section 4.8.



Scheme 6.30

### 6.2.5 Ionic Liquids

Ionic compounds are generally crystalline solids which have high melting points because of the high energy of interaction between positive and negative ions (the lattice energy). Some big ions interact weakly and the lattice energy is so

low that the ionic compounds are liquid at room temperature. These liquids are made up entirely of ions and are known as ionic liquids.

According to the complexing ability of their anions, ionic liquids are classified as basic, neutral and acidic [50]. Some examples of neutral ionic liquids are reported in Table 6.9.

Room temperature ionic liquids are air stable, non-flammable, non-explosive, immiscible with many Diels–Alder components and adducts, do not evaporate easily and act as support for the catalyst. They are useful solvents, especially for moisture and oxygen-sensitive reactants and products. In addition they are easy to handle, can be used in a large thermal range (typically  $-40\text{ }^{\circ}\text{C}$  to  $200\text{ }^{\circ}\text{C}$ ) and can be recovered and reused. This last point is particularly important when ionic liquids are used for catalytic reactions. The reactions are carried out under biphasic conditions and the products can be isolated by decanting the organic layer.

Room temperature ionic liquids have been found to be excellent solvents for a number of reactions [50b] such as the isomerization [51], hydrogenation [52] and Friedel–Crafts reactions [53]. A number of Diels–Alder reactions were recently investigated in these systems.

Earle and coworkers [54] have performed Diels–Alder reactions in neutral ionic liquids. The results of reactions of cyclopentadiene with dimethyl maleate, ethyl acrylate and acrylonitrile are reported in Table 6.10. The cycloadditions proceeded at room temperature in all of the ionic liquids tested, except [BMIM]PF<sub>4</sub>, and gave almost quantitative yields after 18–24 h. The *endo/exo* selectivity depends on dienophile. No enantioselectivity was observed in the [BMIM] lactate reaction.

The use of Lewis acids (ZnI<sub>2</sub>, BF<sub>3</sub>·Et<sub>2</sub>O) in ionic liquids, tested in the cycloaddition of but-3-en-2-one with isoprene, increases both the rate and selectivity of the reaction. The ionic liquid remains catalytically active after the work-up and can be reused.

**Table 6.9** Typical neutral ionic liquids

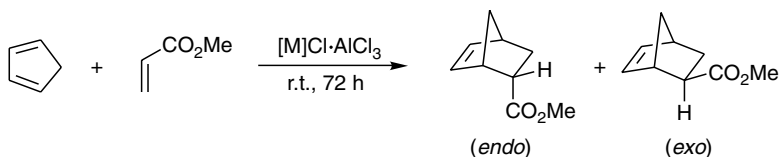
[BMIM]X	X = OTf, PF <sub>6</sub> , BF <sub>4</sub> , ClO <sub>4</sub> , lactate
[ENIM]X	X = NO <sub>3</sub> , PF <sub>6</sub>
[ENIM]Cl · AlCl <sub>3</sub>	} organochloroaluminates
[BP] Cl · AlCl <sub>3</sub>	
[BMIM] = 1-butyl-3-methylimidazolium cation	
[EMIM] = 1-ethyl-3-methylimidazolium cation	
[BP] = N-1-butylpyridinium cation	

**Table 6.10** Diels–Alder reactions of cyclopentadiene with dimethyl maleate, ethylacrylate and acrylonitrile in neutral ionic liquids

Ionic liquid	R	R <sub>1</sub>	T (°C)	t(h)	endo/exo	Yield (%)
[BMIM]OTf	CO <sub>2</sub> Me	CO <sub>2</sub> Me	20	18	81:19	98
[BMIM]OTf	CO <sub>2</sub> Et	H	20	18	86:4	96
[BMIM]OTf	CN	H	20	24	61:39	98
[BMIM]BF <sub>4</sub>	CO <sub>2</sub> Et	H	-15	24	83:17	99
[BMIM]PF <sub>6</sub>	CO <sub>2</sub> Et	H	20	1	89:11	36
[BMIM]lactate	CO <sub>2</sub> Et	H	20	24	78:22	99

Similar results were obtained [55] for the Diels–Alder reaction between cyclopentadiene and methyl acrylate carried out in [EMIM]BF<sub>4</sub> at 20 °C for 72 h. In [EMIM]X (X = OTf, NO<sub>3</sub>, PF<sub>6</sub>) the reaction yields were lower [55]. The best yields and the highest *endo/exo* selectivity were obtained in [EtNH<sub>3</sub>]NO<sub>3</sub> [56].

Chloroaluminate ionic liquids (typically a mixture of a quaternary ammonium salt with aluminum chloride: see Table 6.9) exhibit at room temperature variable Lewis acidity and have been successfully used as solvent/catalyst for Diels–Alder reactions [57]. The composition of chloroaluminate ionic liquids can vary from basic ([EMIM]Cl or [BP]Cl in excess) to acidic (AlCl<sub>3</sub> in excess) and this fact can be used to affect the reactivity and selectivity of the reaction. The reaction of cyclopentadiene with methyl acrylate is an example (Scheme 6.31).



[M]Cl·AlCl <sub>3</sub> (% AlCl <sub>3</sub> )	endo/exo	k <sub>rel</sub>	Yield (%)
48 (basic)	84:16	1	95
51 (acidic)	95:5	24	79.4

M = EMIM, BP.

**Scheme 6.31**



The modest *endo/exo* ratio observed when the reaction was carried out in basic chloroaluminate ionic liquids is ascribable to the polarity of the medium, while the high diastereoselectivity found in the acidic mixture is due to the increase of Lewis/Bronsted acidity of the medium. The rates of the reactions performed in basic and acidic chloroaluminates ([EMIM]Cl·AlCl<sub>3</sub>, [BP]Cl·AlCl<sub>3</sub>) are seven times slower and ten times faster, respectively, than those observed when the reactions were carried out in water [57].

### 6.3 DIELS–ALDER REACTION IN MICROEMULSION

Microemulsions have been known for a century but the chemical research in the field received a great impulse when the price of oil reached levels that made it profitable to recover it by microemulsions.

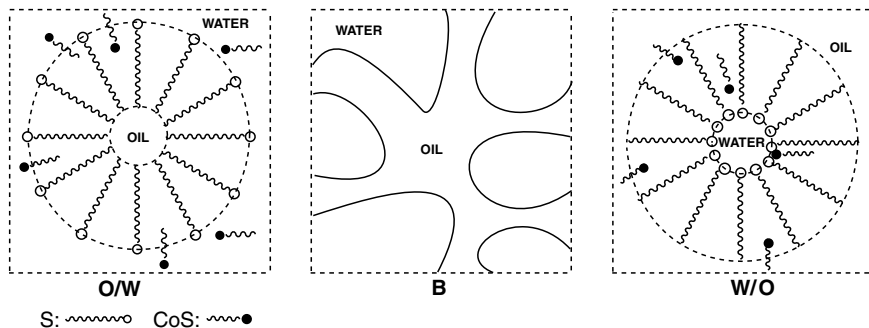
The term microemulsion was first introduced in 1958 and 15 years later the microemulsion was recognized as a special kind of colloidal dispersion [58].

Today microemulsions are used in catalysis, preparation of submicron particles, solar energy conversion, extraction of minerals and protein, detergency and lubrication [58]. Most studies in the field of basic research have dealt with the physical chemistry of the systems themselves and only recently have microemulsions been used as a reaction medium in organic synthesis. The reactions investigated to date include nucleophilic substitution and additions [59], oxidations [59–61], alkylation [62], synthesis of trialkylamines [63], coupling of aryl halides [64], nitration of phenols [65], photoamidation of fluoroolefins [66] and some Diels–Alder reactions.

A microemulsion ( $\mu$ E) is a thermodynamically stable, transparent (in the visible) droplet type dispersion of water (**W**) and oil (**O**: a saturated or unsaturated hydrocarbon) stabilized by a surfactant (**S**) and a cosurfactant (**CoS**: a short amphiphile compound such as an alcohol or an amine) [67]. Sometimes the oil is a water-insoluble organic compound which is also a reactant and the water may contain mineral acids or salts. Because of the small dispersion size, a large amount of surfactant is required to stabilize microemulsions. The droplets are very small (about 100–1000 Å [68]), about 100 times smaller than those of a typical emulsion. The existence of ‘giant’ microemulsions (dispersion size about 6000 Å) has been demonstrated [58].

On a microscopic scale, a microemulsion is a heterogeneous system and, depending on the relative amounts of the constituents, three main types of structures can be distinguished [69]: oil in water (**O/W**, direct micellar structure), water in oil (**W/O**, reverse micellar structure) and a bicontinuous structure (**B**) (Figure 6.1). By adding oil in water, **O/W** dispersion evolves smoothly to a **W/O** dispersion via bicontinuous phases.

Microemulsions are excellent solvents for both non-polar organic molecules and inorganic reagents; they allow high local concentration of reactants and a



**Figure 6.1**

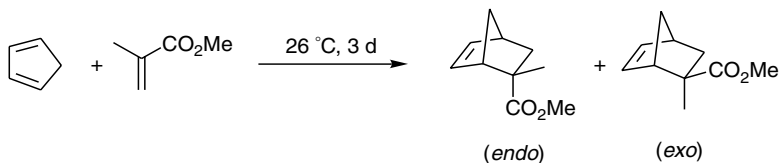
large internal interface and permit the reactants to assume preferential orientations. Therefore, a fast reaction rate and high selectivity are expected. Reactions usually take place at the oil–water interface in the micellar phase, but examples of reactions that occur in the bicontinuous phase are also known [70].

Non-aqueous microemulsions have been prepared by replacing water with formamide, a highly structured polar solvent [71]. Formamide enhances the solubility of organic compounds and is also used as a reactant.

Physical–chemical studies require traces of additives (reactants, catalysts, electrolytes) with respect to the concentration of the basic components of the microemulsion, and this causes only a minor change in the phase behavior of the system. However, when the amounts of additives are on the scale used in organic synthesis, the phase behavior, which is very sensitive to the concentration of the reactants, is sometimes difficult to control and the reaction is carried out in a one-, two- or three-phase state.

The Diels–Alder reaction of methyl methacrylate with cyclopentadiene was studied [72] with solutions from three different regions of the pseudophase diagram for toluene, water and 2-propanol, in the absence and in the presence of surfactant [sodium dodecyl sulfate (SDS) and hexadecyltrimethylammonium bromide (HTAB)]. The composition of the three solutions (Table 6.11) corresponds to a **W/O- $\mu$ E (A)**, a solution of small aggregates (**B**) and a normal ternary solution (**C**). The diastereoselectivity was practically constant in the absence and in the presence of surfactant; a slight increase of *endo* adduct was observed in the **C** medium in the presence of surfactant. This suggests that the reaction probably occurs in the interphase and that the transition state has a similar environment in all three media.

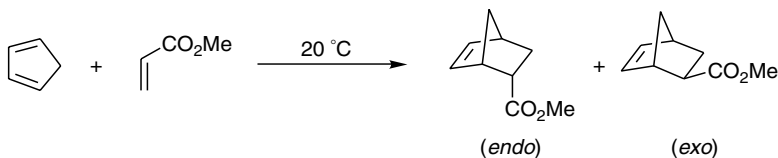
The diastereoselection of the Diels–Alder reaction of methyl acrylate with cyclopentadiene was investigated [74] in microemulsions prepared with isoctane oil, CTAB as surfactant and 1-butanol as cosurfactant, and the results were compared with those found in pure solvents and water (Table 6.12). In emulsions rich in 1-butanol and formamide (entries 1 and 4) the reaction was slow (72 h) and the diastereoselectivity was practically the same as that

**Table 6.11** Diastereoselectivity of Diels–Alder reaction of methyl methacrylate with cyclopentadiene performed in ternary solutions

Medium	Composition (mL %)			<i>exo</i> (%)		
	H <sub>2</sub> O	2-PrOH	PhH	None <sup>a</sup>	HTAB	SDS
<b>A</b>	4.9	44.6	50.5	63.2	63.9	63.5
<b>B</b>	4.9	56.9	38.2	63.4	60.9	60.5
<b>C</b>	5.2	71.5	23.3	63.5	54.2	53.5

<sup>a</sup> No added surfactant.

observed in pure solvents (entries 6 and 7). In the microemulsion  $\mu$ E-3 (reverse micelles), the reaction took place in the continuous phase and the *endo/exo* ratio was close to that found in pure isooctane. In the formamide-rich microemulsion  $\mu$ E-4 (direct micelles), the diastereoselections were virtually the same as those observed in 1-butanol-rich emulsion  $\mu$ E-1. It would seem that the reaction takes place at the micelle interface in the continuous formamide phase.

**Table 6.12** Diastereoselectivity of Diels–Alder reaction of methyl acrylate with cyclopentadiene in formamide microemulsion and pure solvents

Entry	Medium	Composition (weight %)				<i>Endo</i> (%)
		C <sub>8</sub> H <sub>18</sub> <sup>a</sup>	HCONH <sub>2</sub> <sup>b</sup>	1-BuOH <sup>c</sup>	CTAB <sup>d</sup>	
1	$\mu$ E-1	1	6	90	3	82
2	$\mu$ E-2	92	0.2	7.7	0.1	74
3	$\mu$ E-3	72	4	22	2	79
4	$\mu$ E-4	3	46	28	23	82
5	C <sub>8</sub> H <sub>18</sub>	100				70
6	HCONH <sub>2</sub>		100			83
7	1-BuOH			100		83
8	H <sub>2</sub> O <sup>e</sup>					90 <sup>73</sup>

<sup>a</sup> Isooctane, <sup>b</sup> Formamide, <sup>c</sup> 1-Butanol, <sup>d</sup> Cetyltrimethylammoniumbromide, <sup>e</sup> only water.

## 6.4 DIELS–ALDER REACTION IN SUPERCRITICAL FLUIDS

A fluid is described as supercritical or subcritical if its temperature is above or below its critical temperature. Above the critical temperature the liquid and vapor phases are indistinguishable, the densities of the two phases become identical and the substance is described as a fluid, the physical properties of which are intermediate between those of a liquid and a gas [75].

Supercritical fluids (SCFs) have densities similar to those of liquids and a solvent power higher than that of gases, so that compounds which are insoluble in a fluid in ambient conditions become soluble in fluids under supercritical conditions [75].

Critical data for some substances, which are frequently used as solvents under supercritical conditions in chemical reactions, are reported [76] in Table 6.13.

**Table 6.13** Critical temperature ( $T_c$ ), pressure ( $P_c$ ), density ( $D_c$ ) and molar volume ( $V_c$ ) for selected substances

substance	$T_c$ (°C)	$P_c$ (bar)	$D_c$ (g/cm <sup>3</sup> )	$V_c$ (cm <sup>3</sup> /mol)
Carbon dioxide	30.9	73.7	0.47	94
Ethane	32.2	48.8	0.20	145.5
Ethanol	240.7	61.4	0.28	168
Ethylene	9.1	50.4	0.21	131
Propane	96.6	42.5	0.22	200
Water	373.9	220.6	0.32	56

Although SCFs have been known for a long time, they have received attention in organic chemical research and industrial application only during the last two decades [76a, 77].

Today SCFs are used for natural product extractions, chromatographic separations, pollution prevention, material processing and as solvents for chemical reactions.[75–77] Chemical applications include catalysis, polymerization, enzymatic reactions and organic synthesis.

The use of SCFs as solvents influences the reacting system because it is possible to dramatically change the density of the fluid with small perturbations of temperature and pressure and, in such a way, greatly affect the density-dependent bulk properties such as the dielectric constant, solubility and diffusibility of these compressible fluids.

Carbon dioxide and water are the most commonly used SCFs because they are cheap, nontoxic, nonflammable and environmentally benign. Carbon dioxide has a more accessible critical point (Table 6.13) than water and therefore requires less complex technical apparatus. Water is also a suitable solvent at temperatures below its critical temperature (superheated water). Other fluids used frequently under supercritical conditions are propane, ethane and ethylene.

A number of Diels–Alder reactions have been investigated in supercritical media and some of them will be illustrated. Most of the research has been focused on the influence of the pressure, which greatly influences the density of the fluid, on the kinetic aspects and on the product distribution of the reaction.

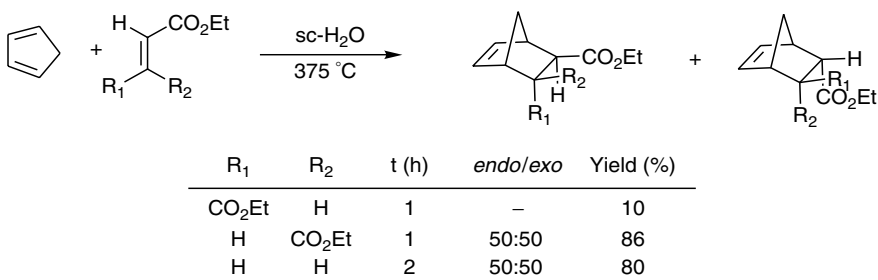
#### 6.4.1 Diels–Alder Reaction in Supercritical Water (sc-H<sub>2</sub>O)

Water in its supercritical state has fascinating properties as a reaction medium and behaves very differently from water under standard conditions [77f]. The density of sc-H<sub>2</sub>O as well as its viscosity, dielectric constant and the solubility of various materials can be changed continuously between gas-like and liquid-like values by varying the pressure over a range of a few bars. At ordinary temperatures this is not possible. For instance, the dielectric constant of water at the critical temperature has a value similar to that of toluene. Under these conditions, apolar compounds such as alkanes may be completely miscible with sc-H<sub>2</sub>O which behaves almost like a non-aqueous fluid.

Water reaches supercritical conditions at 373.9 °C (Table 6.13) but it becomes a suitable solvent at 200–350 °C and at pressures generated solely by the expansion of the liquid medium, about 20–100 bar (subcritical or superheated water).

Among the reactions studied in supercritical and subcritical water [77f, 78] the first report on a Diels–Alder reaction appeared in 1997 [79].

The results of Diels–Alder reactions of cyclopentadiene with diethyl fumarate, diethyl maleate and ethyl acrylate carried out in sc-H<sub>2</sub>O are reported in Scheme 6.32 [79]. The cycloaddition of diethyl fumarate occurred with low yield,

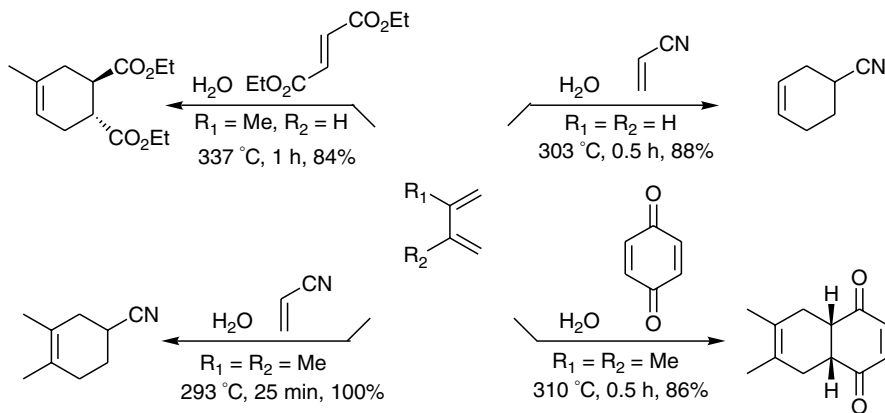


Scheme 6.32

while the other two dienophiles gave better results. The stereoselectivity of cycloaddition of ethyl acrylate depended on the reaction temperature and reaction time because the reaction undergoes reversion upon heating: at 375 °C after 2 h 50% *endo*-adduct was observed, increasing to 75% after 6 h.

Some other Diels–Alder reactions have been investigated in subcritical water [79] and some of them are illustrated in Scheme 6.33. The cycloadditions are fast and occur with good yields. In the absence of solvent, the reagents tend

to polymerize upon heating and no reaction occurs in water at temperatures below 280 °C.



Scheme 6.33

#### 6.4.2 Diels–Alder Reaction in Supercritical Carbon Dioxide (sc-CO<sub>2</sub>)

Above 30.9 °C, CO<sub>2</sub> cannot be liquefied by compression; it exists in a supercritical fluid phase (sc-CO<sub>2</sub>) that behaves like a gas that is denser than liquid CO<sub>2</sub>. Below 30.9 °C, CO<sub>2</sub> can be maintained as a liquid under relatively modest pressure; generally sc-CO<sub>2</sub> has better solvent properties than CO<sub>2</sub> in the subcritical liquid phase.

With sc-CO<sub>2</sub> high solubilities can be attained by increasing the pressure, and reactions can be carried out over a wide range of temperatures, pressures and densities. sc-CO<sub>2</sub> is readily available, nontoxic, nonflammable, chemically inert under many conditions, inexpensive, environmentally acceptable and easy to remove and recycle. It has received considerable attention as a reaction medium for organic synthesis [77d, 80] as well as in some large-scale extraction processes in food chemistry [81]. The Diels–Alder reaction in sc-CO<sub>2</sub> has been investigated quite thoroughly.

The diastereoselectivity of the cycloaddition of cyclopentadiene with methyl acrylate in sc-CO<sub>2</sub> at 40 °C and subcritical liquid CO<sub>2</sub> at 22 °C is practically the same (*endo/exo* = 75:25 and 76:24 respectively) and is comparable to that found in hydrocarbon solvents (73:27 and 75:25 in heptane and cyclohexane, respectively). This shows that CO<sub>2</sub>, in these states, behaves like an apolar solvent with very low polarizability [82].

The effect of pressure on the rate constant of the Diels–Alder reaction between maleic anhydride and isoprene was investigated in sc-CO<sub>2</sub> at 35 °C and at pressures ranging from 90 to 193 bar. For comparison purposes, the reaction was also carried out in an apolar solvent such as propane under

subcritical conditions (80 °C and 90–152 bar) [83]. In sc-CO<sub>2</sub>, the mole fraction-based rate constants varied linearly with the density of the solution, while in subcritical propane the rate constants deviated from a linear dependence on density at the lower pressures studied.

The Diels–Alder reactions of maleic anhydride with 1,3-cyclohexadiene, as well the parallel reaction network in which maleic anhydride competes to react simultaneously with isoprene and 1,3-cyclohexadiene [84], were also investigated in subcritical propane under the above reaction conditions (80 °C and 90–152 bar). The reaction selectivities of the parallel Diels–Alder reaction network diverged from those of the independent reactions as the reaction pressure decreased. In contrast, the same selectivities were obtained in both parallel and independent reactions carried out in conventional solvents (hexane, ethyl acetate, chloroform) [84].

The rate of the Diels–Alder reaction between *p*-benzoquinone and cyclopentadiene was measured in sc-CO<sub>2</sub> and subcritical CO<sub>2</sub> [85]. Relative reaction rates at different pressures are reported in Table 6.14. On going from CO<sub>2</sub> in the liquid phase (below 31 °C) to sc-CO<sub>2</sub>, the reactivity increased significantly only when the reaction was carried out under high pressure. At 30 °C and 60 bar the reaction was 1.36 times faster than when it was performed in diethyl ether at 30 °C and 1 bar.

An example of a *hetero*-Diels–Alder reaction in sc-CO<sub>2</sub> is the cycloaddition of anthracene with 4-phenyl-1,2,4-triazoline-3,5-dione, carried out at 40 °C and at a pressures between 75 and 216 bar [86]. The rate constant increases with decreasing pressure and the highest reactivity was observed at the critical pressure. The value of the rate constant at the critical pressure was higher than that observed in liquid CHCl<sub>3</sub> and MeCN at the same temperature. At higher pressures, the rate is slower than that in the polar solvents, which reflects the apolar nature of sc-CO<sub>2</sub> as a solvent.

A systematic study of the effect of pressure and density on the regiochemical course of the Diels–Alder reactions of methyl acrylate and 2-substituted 1,3-butadienes carried out in sc-CO<sub>2</sub> was recently reported [87]. The reactions were compared with those carried out in a conventional medium such as toluene. Some results are illustrated in Table 6.15.

**Table 6.14** Relative rates of cycloadditions of *p*-benzoquinone and cyclopentadiene in carbon dioxide

<i>T</i> (°C)	<i>P</i> (bar)	<i>k</i> <sub>rel</sub> ( <i>k</i> <sub>T</sub> / <i>k</i> <sub>25</sub> °C)
25	60	1
30	60	1.32
35	120	1.40
35	180	1.66
40	120	1.74
40	180	1.85
40	240	1.92

**Table 6.15** Regioselectivity of Diels–Alder reactions of methyl acrylate with 2-substituted-1,3-butadienes in *sc*-CO<sub>2</sub> and PhMe

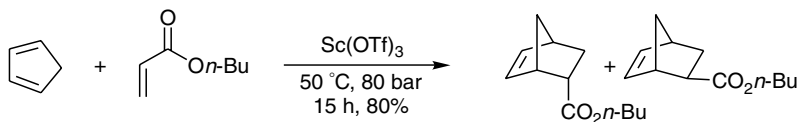
R	<i>sc</i> -CO <sub>2</sub> <sup>a</sup>				PhMe <sup>b</sup>		
	<i>T</i> (°C)	<i>P</i> (bar)	<i>t</i> (d)	<i>para/meta</i>	<i>T</i> (°C)	<i>t</i> (d)	<i>para/meta</i>
Me	50	49.5	4	73:27	50	3	69:31
	50	117	3	70:30	145	0.01	71:29
<i>t</i> -Bu	50	87	3	71:29	50	3	69:31
	50	117	1	65:35			
OSiMe <sub>3</sub>	50	90		traces	110	0.03	87:13
	50	117	1	85:15			

<sup>a</sup> Yield 3–54%.<sup>b</sup> Yield 48–78%.

The regioselectivity under supercritical conditions at different pressures varied little from that found in toluene solution; in particular, no reversal in regioselectivity was found in *sc*-CO<sub>2</sub> near the critical pressure [88].

The combination of Lewis-acid catalysis and *sc*-CO<sub>2</sub> has also been investigated. One of these studies involved the AlCl<sub>3</sub>-catalyzed Diels–Alder reaction of isoprene and maleic anhydride in *sc*-CO<sub>2</sub> at 67 °C and at 74.5–78.5 bar [89]. The reaction rate was enhanced with respect to the uncatalyzed reaction and an unconcerted two-step mechanism was suggested [89].

A recent report [90] investigated the Diels–Alder reaction of cyclopentadiene with various acrylates in *sc*-CO<sub>2</sub> catalyzed by Sc(OTf)<sub>3</sub>. The results relative to *n*-butyl acrylate, in *sc*-CO<sub>2</sub> and in conventional solvents, are reported in Scheme 6.34. The catalyzed reaction carried out under supercritical conditions went to completion within 15 h at 50 °C, whereas the uncatalyzed reaction proceeded only to 10% after 24 h. An increase of *endo/exo* diastereoselectivity was also observed.

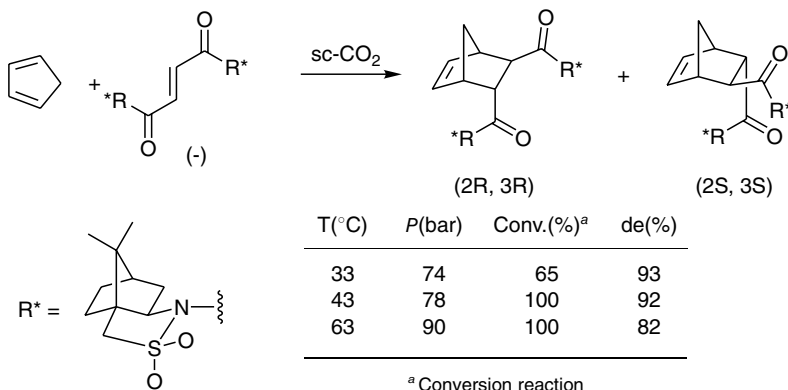


Medium	<i>P</i> (bar)	<i>endo/exo</i>
PhMe	1	91:9
CHCl <sub>3</sub>	1	92:8
<i>sc</i> -CO <sub>2</sub>	80	96:4

**Scheme 6.34**



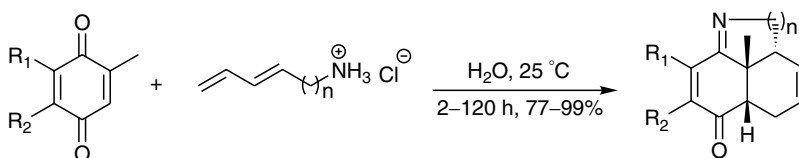
Chapuis, Jurczak and coworkers [91] were the first to report the influence of  $sc\text{-CO}_2$  on the enantioselectivity of a Diels–Alder reaction (Scheme 6.35). At subcritical conditions the conversion of the reaction was poor. The best enantioselectivity was achieved around the critical point and no improvement was observed at higher pressure and temperature.



Scheme 6.35

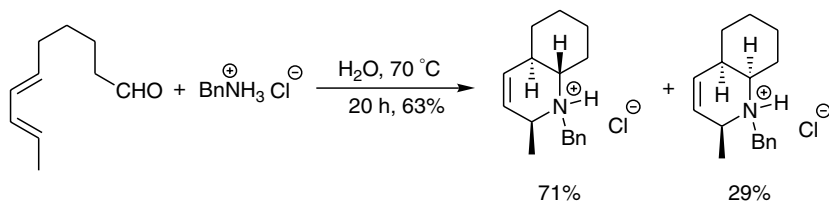
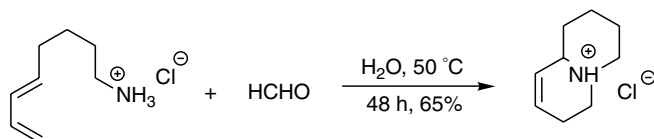
## 6.5 OUTLINED DIELS–ALDER REACTIONS

Reaction of (E)-2,4-pentadienyl ammonium chloride and related ammonium salts with dienophiles in water [92]

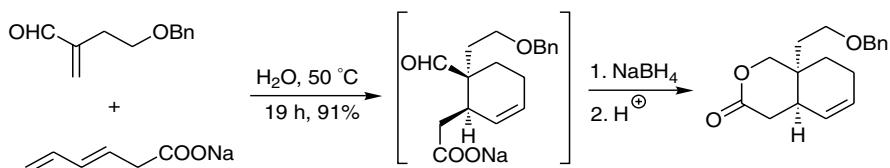


$R_1 = \text{Me, OMe}$   $R_2 = \text{H, Me}$ ;  $n = 1, 2$

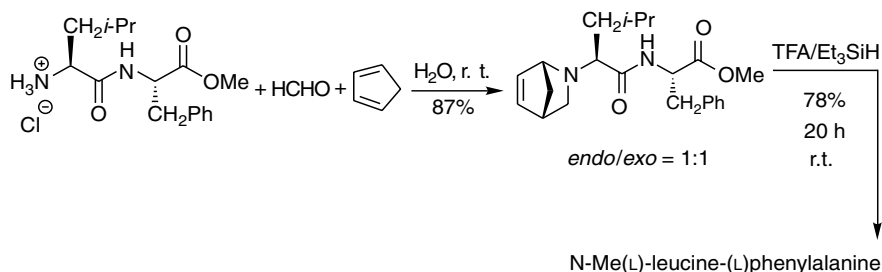
Aza-Diels–Alder reactions in aqueous solutions: cycloaddition of dienes with simple iminium salts generated under Mannich conditions [22]



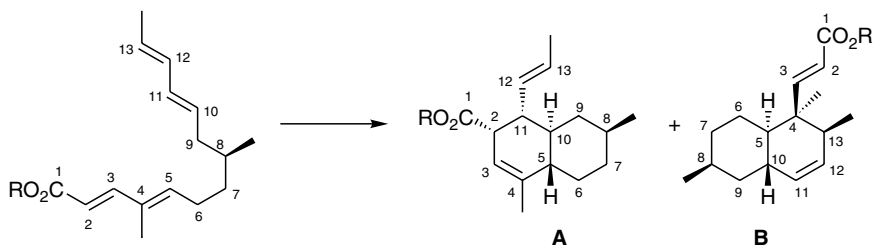
Aqueous intermolecular Diels–Alder chemistry: vernolepin revisited [16e]



Immonium ion based synthetic methodology: a novel method for the N-methylation of dipeptides and amino acid derivatives via retro aza-Diels–Alder reactions [93]

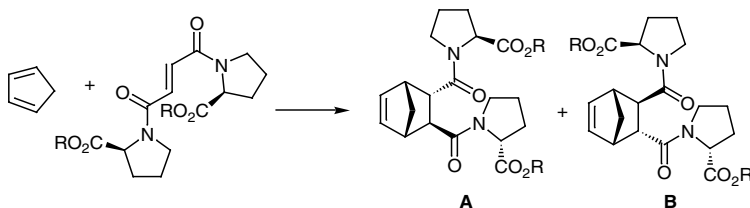


## Intramolecular Diels–Alder cycloadditions of bis-diene substrates [94]

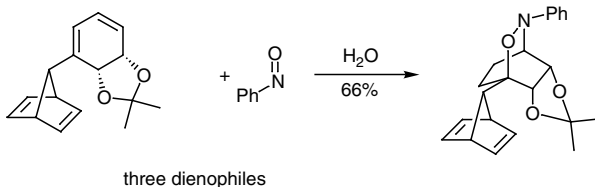


R = H	H <sub>2</sub> O	100 °C	A = 11%	B = 89%
R = Et	H <sub>2</sub> O	100 °C	A = 40%	B = 60%
R = Et	PhMe	165 °C	A = 75%	B = 25%

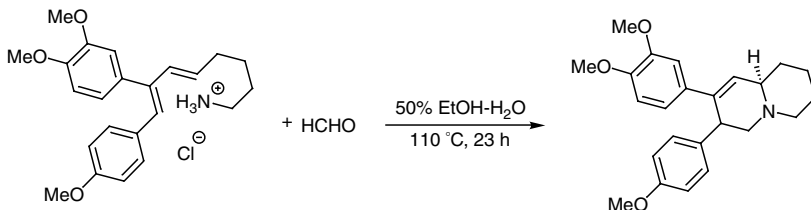
## Double asymmetric synthesis and a new strategy for stereochemical control in organic synthesis [95]



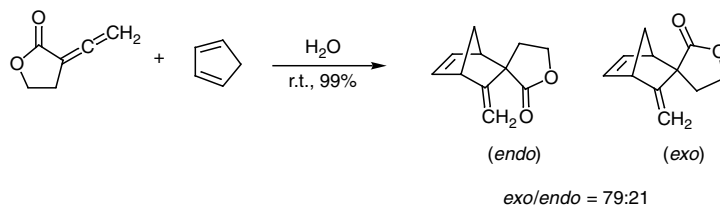
R = Bn	H <sub>2</sub> O/EtOH	-10 °C	A/B = 96:4	Yield 100%
R = Bn	PhMe	0 °C	A/B = 93.5:6.5	Yield 100%

The oxidation of norbornadiene and some derivatives using *Pseudomonas* sp [96].

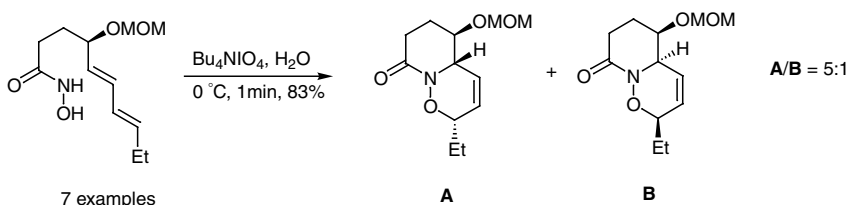
## Quinolidine synthesis via intramolecular immonium ion based Diels–Alder reactions: total synthesis of (±)-lupinine, (±)-epilupinine, (±)-criptopleurine and (±)-julandine [97]



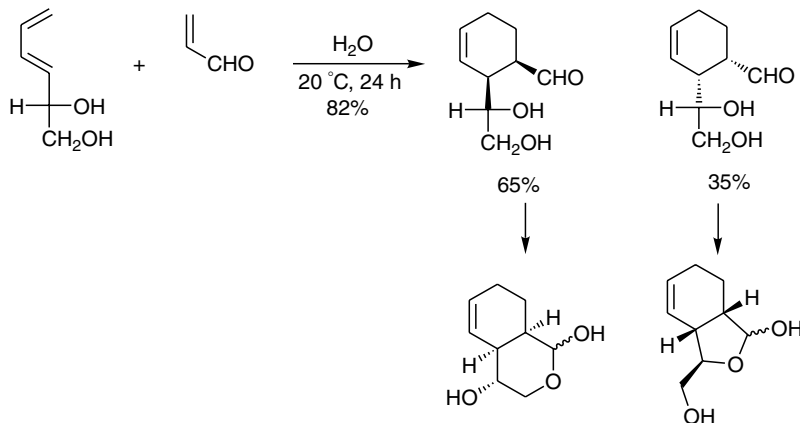
High exoselectivity in Diels–Alder addition of  $\alpha$ -vinylidene and  $\alpha$ -methylene- $\gamma$ -butyrolactones to cyclopentadiene [98]



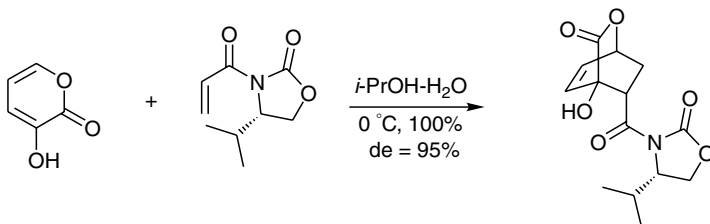
Enhanced stereoselectivity in aqueous intramolecular hetero-Diels–Alder cycloaddition of chiral acylnitroso compounds [17c, d, 99]



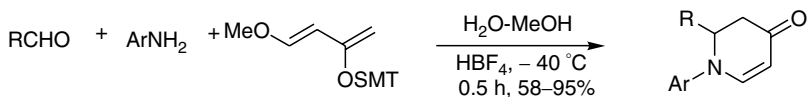
Aqueous cycloaddition using glyco-organic substrates. Facial stereoselectivity in Diels–Alder reactions of a chiral diene derived from  $\text{D}$ -glyceraldehyde [102]



Asymmetric base-catalyzed Diels–Alder reaction of 3-hydroxy-2-pyrone with chiral acrylate derivatives [106]

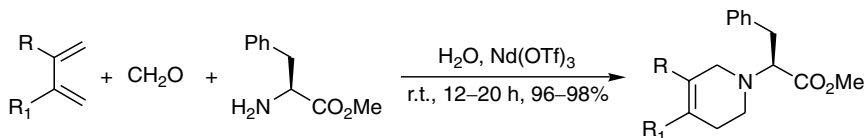


Bronsted acid catalyzed aza-Diels–Alder reaction of Danishefsky's diene with aldimine generated *in situ* from aldehyde and amine in aqueous media [107]

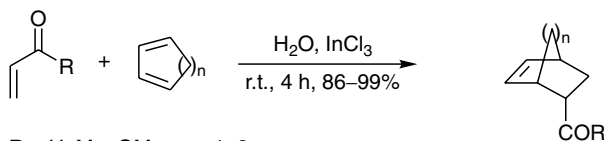


R = Ph, *p*-MeC<sub>6</sub>H<sub>4</sub>, *p*-NO<sub>2</sub>C<sub>6</sub>H<sub>4</sub>, *c*-C<sub>6</sub>H<sub>11</sub>, BnCH<sub>2</sub>, *i*-Pr, 2-Furyl Ar, = Ph, *p*-MeOC<sub>6</sub>H<sub>4</sub>

Lanthanide triflates as unique Lewis acids [24d]



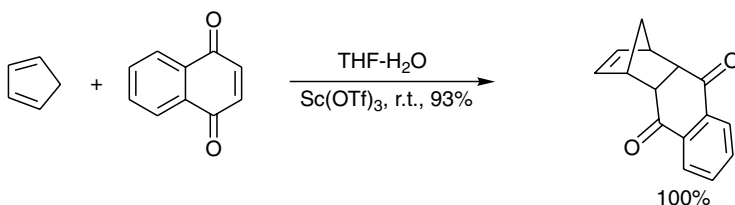
Indium trichloride (InCl<sub>3</sub>) catalyzed Diels–Alder reaction in water [30]



R = H, Me, OMe n = 1, 2

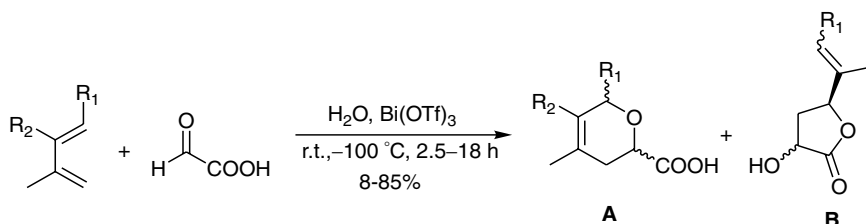
13 examples

Scandium trifluoromethanesulfonate (Sc(OTf)<sub>3</sub>). A novel reusable catalyst in the Diels–Alder reaction [108]

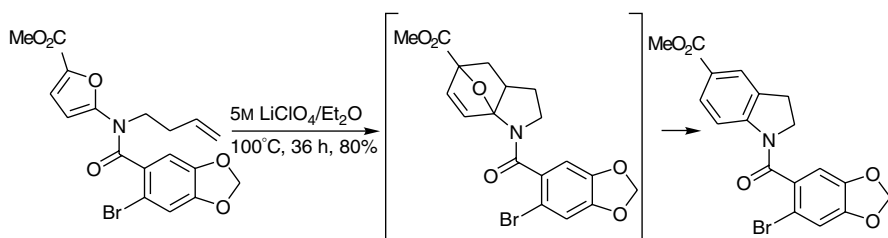


100%

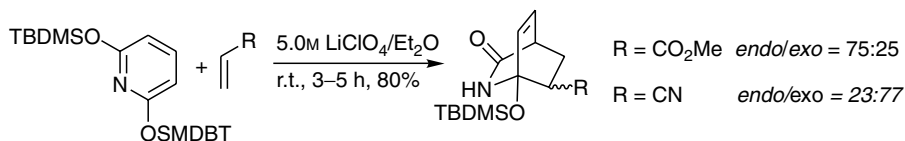
Enhancement of dienophilic and enophilic reactivity of the glyoxylic acid by bismuth (III) triflate in the presence of water [28]



IMIDAF cycloaddition as a method for the preparation of pyrrolophenanthridine alkaloids [44]

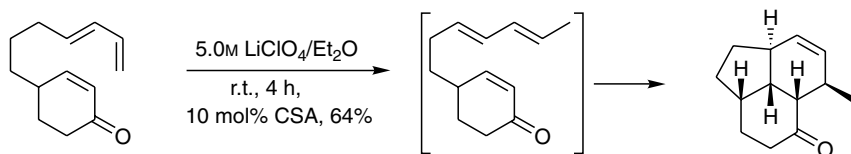


Dramatic rate accelerations of Diels–Alder reactions in 5M lithium perchlorate–diethyl ether: the cantaridin problem reexamined [34]



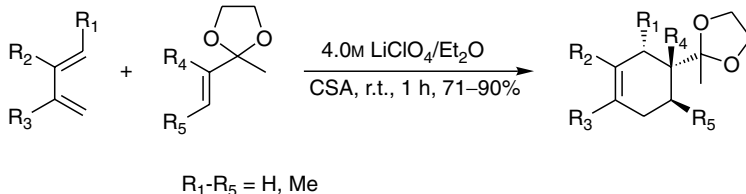
8 examples

Acid catalyzed intramolecular Diels–Alder reactions in lithium perchlorate–diethyl ether: acid promoted migration of terminal dienes prior to [4 + 2] cycloaddition in conformationally restricted substrates [101]

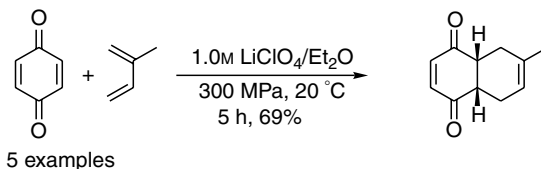


3 examples

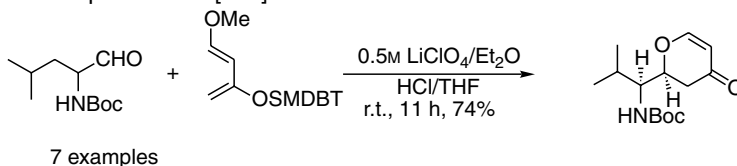
Acid catalyzed ionic Diels–Alder reactions in concentrated solutions of lithium perchlorate in diethyl ether [43]



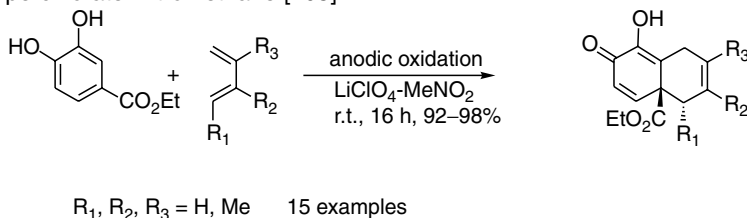
The cause of the rate acceleration by diethyl ether solutions of lithium perchlorate in organic reactions. Application to high pressure synthesis [35c]



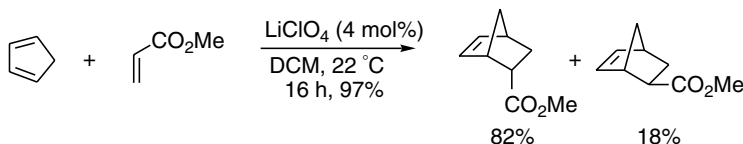
Lithium catalyzed hetero-Diels–Alder reactions. Cyclocondensation of  $\alpha$ -amino aldehydes with 1-methoxy-3-*tert*-butyldimethylsilyloxybutadiene in the presence of lithium perchlorate [104]



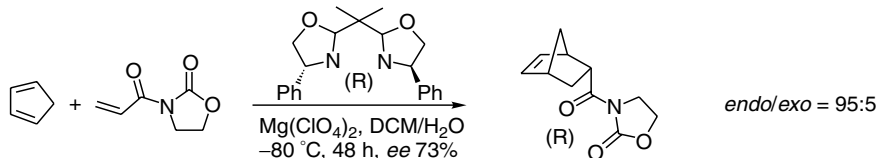
Diels–Alder reactions of quinones generated *in situ* by electrochemical oxidation in lithium perchlorate–nitromethane [105]



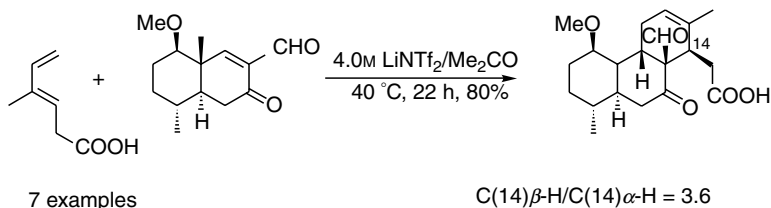
Catalysis by lithium perchlorate in dichloromethane: Diels–Alder reactions and 1,3-Claisen rearrangements [100]



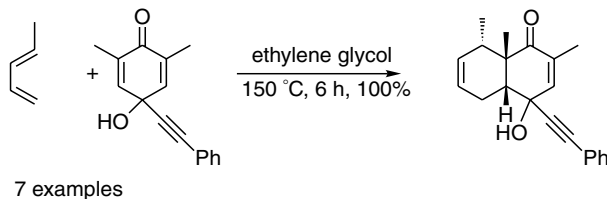
Can a chiral catalyst containing the same ligand/metal components promote the formation of both enantiomers enantioselectively? The bis(oxazoline)magnesium perchlorate-catalyzed asymmetric Diels–Alder reaction [103]



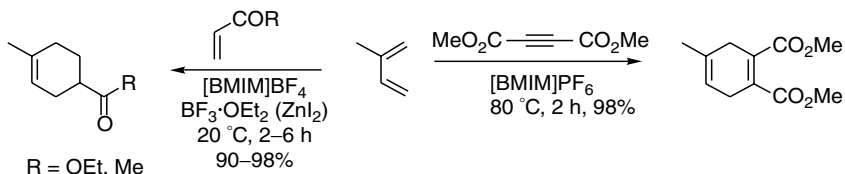
Lithium trifluoromethanesulfonimide in acetone or diethyl ether as a safe alternative to lithium perchlorate in diethyl ether for effecting Diels–Alder reactions. Unexpected influence of the counterion on *exo/endo* selectivity [47]



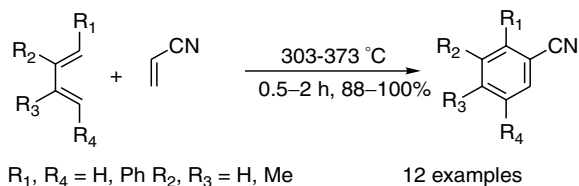
Molecular aggregation and its applicability to synthesis. The Diels–Alder reaction [49]



A safe recyclable alternative to lithium perchlorate–diethyl ether mixture [54]



Diels–Alder reactions using supercritical water as an aqueous solvent medium [79]





## REFERENCES

1. Reichhardt C. *Solvents and Solvent Effects in Organic Chemistry*, 2nd edn, VCH, Weinheim, 1990.
2. (a) Rideout D. C. and Breslow R. *J. Am. Chem. Soc.* 1980, **102**, 7816; (b) Breslow R., Maitra V. and Rideout D. C. *Tetrahedron Lett.* 1983, **24**, 1901; (c) Samii A. A. - Z., de Savignac A., Rico I. and Lattes A. *Tetrahedron* 1985, **41**, 3683.
3. (a) Li C. J. and Chang T. H. *Organic Reactions in Aqueous Media*, Wiley, New York, 1997; (b) Grieco P. A. (ed.), *Organic Synthesis in Water*, Blackie Academic and Professional, London, 1998; (c) Lubineau A., Augé J. and Queneau Y. *Synthesis* 1994, 741; (d) Kobayashi S. *Synlett* 1994, 689; (e) Engberts J. B. F. N. *Pure Appl. Chem.* 1995, **67**, 823; (f) Engberts J. B. F. N., Feringa B. L., Keller E. and Otto S. *Recl. Trav. Chim. Pays Bas* 1996, **115**, 457; (g) Fringuelli F., Piermatti O. and Pizzo F. *Trends in Org. Chem.* 1997, **6**, 181; (h) Fringuelli F., Piermatti O., Pizzo F. and Vaccaro L. *Eur. J. Org. Chem.* 2001, 439.
4. (a) Garner P. P. *Organic Synthesis in Water*, Grieco P. A. (ed.), Blackie Academic and Professional, London, 1998, 1; (b) Parker D. T. *Organic Synthesis in Water*, Grieco P. A. (ed.), Blackie Academic and Professional, London, 1998, 47; (c) Gajewski J. J. *Organic Synthesis in Water*, Grieco P. A. (ed.), Blackie Academic and Professional, London, 1998, 82; (d) Fringuelli F., Piermatti O. and Pizzo F. *Targets in Heterocyclic Systems*, Attanasi A. O. and Spinelli D. (eds), Società Chimica Italiana, Rome, 1997, **1**, 57.
5. (a) Lubineau A., Augé J. and Queneau Y. Ref. 3b p. 102; (b) Fringuelli F., Piermatti O. and Pizzo F. Ref. 3b p. 250.
6. Fringuelli F., Piermatti O. and Pizzo F. Ref. 3b p. 223.
7. (a) Kobayashi S. Ref. 3b p. 262; (b) Beletskaya I. P. and Cheprakov A. V. Ref. 3b p. 141; (c) Joó F. and Kató A. *J. Mol. Catalysis A: Chemicals* 1997, **116**, 3.
8. (a) Fringuelli F., Germani R., Pizzo F., Santinelli F. and Savelli G. *J. Org. Chem.* 1992, **57**, 1198; (b) Ye D., Fringuelli F., Piermatti O. and Pizzo F. *J. Org. Chem.* 1997, **62**, 3748; (c) Fringuelli F., Pizzo F. and Vaccaro L. *Synlett* 2000, 311.
9. (a) Otto S., Engberts J. B. F. N. and Kwak J. C. T. *J. Am. Chem. Soc.* 1998, **120**, 9517; (b) Otto S. and Engberts J. B. F. N. *J. Am. Chem. Soc.* 1999, **121**, 6798; (c) Meiyer A., Otto S. and Engberts J. B. F. N. *J. Org. Chem.* 1998, **63**, 8989.
10. Blake J. F., Dongchul L. and Jorgensen W. L. *J. Org. Chem.* 1994, **59**, 803.
11. Diels O. and Alder K. *Ann. Chem.* 1931, **490**, 243.
12. Woodward R. B. and Baer H. *J. Am. Chem. Soc.* 1948, **70**, 1161.
13. Egelte T. A., De Koning H. and Huisman H. O. *Tetrahedron* 1973, **29**, 2493.
14. (a) Meyer K. H. *Chem. Ber.* 1919, **32**, 1468; (b) Carlson B. A., Sheppard W. A. and Webster O. W. *J. Am. Chem. Soc.* 1975, **97**, 5291.
15. (a) Rizzo C. J. *J. Org. Chem.* 1992, **57**, 6382; (b) Kumar A. *J. Org. Chem.* 1994, **59**, 230; (c) Pawar S. S., Phalgune U. and Kumar A. *J. Org. Chem.* 1999, **64**, 7055.
16. (a) Grieco P. A., Garner P. and He Z.-M. *Tetrahedron Lett.* 1983, **24**, 1897; (b) Grieco P. A., Yoshida K. and Garner P. *J. Org. Chem.* 1983, **48**, 3137; (c) Grieco P. A., Collins J. L., Moher E. D., Fleck T. J. and Gross R. S. *J. Am. Chem. Soc.* 1993, **115**, 6078; (d) Grieco P. A., Yoshida K. and He Z.-M. *Tetrahedron Lett.* 1984, **25**, 5715; (e) Yoshida K. and Grieco P. A. *J. Org. Chem.* 1984, **49**, 5257.
17. (a) Kibayashi C. and Aoyagi S. *Synlett* 1995, 873; (b) Naruse M., Aoyagi S. and Kibayashi C. *Tetrahedron Lett.* 1994, **35**, 595; (c) Naruse M., Aoyagi S. and Kibayashi C. *J. Org. Chem.* 1994, **59**, 1358; (d) Naruse M., Aoyagi S. and Kibayashi C. *J. Chem. Soc. Perkin Trans. 1* 1996, 1113, 2077.

18. (a) Lubineau A., Augé J. and Lubin N. *Tetrahedron Lett.* 1991, **32**, 7529; (b) Lubineau A., Augé J., Grand E. and Lubin N. *Tetrahedron* 1994, **50**, 10265.
19. (a) Lubineau A., Augé J. and Lubin N. *Tetrahedron* 1993, **49**, 4639; (b) Lubineau A. and Queneau Y. *J. Carbohydr. Chem.* 1995, **14**, 1295, 1307.
20. (a) Lubineau A. and Queneau Y. *Tetrahedron* 1989, **45**, 6697; (b) Lubineau A., Bienaymé H. and Queneau Y. *Carbohydr. Res.* 1995, **270**, 163; (c) Lubineau A., Grand E. and Scherrmann M. C. *Carbohydr. Res.* 1997, **297**, 169.
21. Saksena A. K., Girijavallabhan V. M., Chen Y. T., Jao E., Pike R. E., Desai J. A., Rane D. and Ganguly A. K. *Heterocycles* 1993, **35**, 129.
22. Larsen S. D. and Grieco P. A. *J. Am. Chem. Soc.* 1985, **107**, 1768.
23. Grieco P. A. and Larsen S. D. *J. Org. Chem.* 1986, **51**, 3553.
24. (a) Yu L., Chen D. and Wang P. G. *Tetrahedron Lett.* 1996, **37**, 2169; (b) Yu L., Li J., Ramirez J., Chen D. and Wang P. G. *J. Org. Chem.* 1997, **62**, 903; (c) Zhang W., Xie W., Wang J., Chen X., Fang J., Chen Y., Li J., Yu L., Chen D. and Wang P. G. *Current. Org. Chem.* 1999, **3**, 241; (d) Xie W., Jin Y. and Wang P. G. *Chemtech* 1999 (2), 23.
25. Grieco P. A., Larsen S. D. and Fobare W. F. *Tetrahedron Lett.* 1986, **27**, 1975.
26. Kobayashi S., Ishitani H. and Nagayama S. *Synthesis* 1995, 1195.
27. Augé J. and Lubin-Germain N. *J. Chem. Educ.* 1998, **75**, 1285.
28. Laurent-Robert H., Le Roux C. and Dubac J. *Synlett* 1998, 1138.
29. (a) Otto S., Bertoncin F. and Engberts J. B. F. N. *J. Am. Chem. Soc.* 1996, **118**, 7702; (b) Otto S., Blokzijl W. and Engberts J. B. F. N. *J. Org. Chem.* 1994, **59**, 5372.
30. Loh T. P., Pei J. and Lin M. *Chem. Commun.* 1996, 2315; 1997, 505.
31. Zhu Z. and Espenson J. H. *J. Am. Chem. Soc.* 1997, **119**, 3507.
32. (a) Jenner G. *Tetrahedron Lett.* 1994, **35**, 1189; (b) Jenner G. *J. Phys. Org. Chem.* 1999, **12**, 619.
33. (a) Grieco P. A. *Aldrichimica Acta* 1991, **24**, 59; (b) Waldmann H. *Angew. Chem. Int. Ed. Engl.* 1991, **30**, 1306.
34. Grieco P. A., Nunes J. J. and Gaul M. D. *J. Am. Chem. Soc.* 1990, **112**, 4595.
35. (a) Desimoni G., Faita G., Righetti P. P. and Tacconi G. *Tetrahedron* 1991, **47**, 8399; (b) Forman M. A. and Dailey W. P. *J. Am. Chem. Soc.* 1991, **113**, 2761; (c) Jenner G. and Salem R. B. *Tetrahedron* 1997, **53**, 4637; (d) Springer G., Elam C., Edwards A., Bowe C., Boyles D., Bartmess J., Chandler M., West K., Williams J., Green J., Pagni R. M. and Kabalka G. W. *J. Org. Chem.* 1999, **64**, 2202.
36. Faita G. and Righetti P. P. *Tetrahedron* 1995, **51**, 9091.
37. Pagni R. M., Kabalka G. W., Bains S., Plesco M., Wilson J. and Bartmess J. *J. Org. Chem.* 1993, **58**, 3130.
38. Ipaktschi J., Heydari A. and Kalinowski H. O. *Chem. Ber.* 1994, **127**, 905.
39. Dauben W. G. and Krabbenhoft H. O. *J. Am. Chem. Soc.* 1976, **98**, 1992.
40. Dauben W. G., Kessel C. R. and Takemura K. H. *J. Am. Chem. Soc.* 1980, **102**, 6893.
41. Grieco P. A., Handy S. T. and Beck J. P. *Tetrahedron Lett.* 1994, **35**, 2663.
42. Grieco P. A. and Kaufman M. D. *J. Org. Chem.* 1999, **64**, 6041.
43. Grieco P. A., Collins J. L. and Handy S. T. *Synlett* 1995, 1155.
44. Padwa A., Dimitroff M., Waterson A. G. and Wu T. *J. Org. Chem.* 1998, **63**, 3986.
45. Ayerbe M. and Cossio F. P. *Tetrahedron Lett.* 1995, **36**, 4447.
46. Kumareswaran R., Vankar P. S., Reddy M. V. R., Pitre S. V., Roy R. and Vankar Y. D. *Tetrahedron* 1999, **55**, 1099.
47. Handy S. T., Grieco P. A., Mineur C. and Ghosez L. *Synlett* 1995, 565.
48. Jikyo T., Eto M. and Harano K. *Tetrahedron* 1999, **55**, 6051.
49. (a) Dunams T., Hoekstra W., Pentaleri M. and Liotta D. *Tetrahedron Lett.* 1998, **29**, 3745; (b) Okamura H., Morishige K., Iwagawa T. and Nakatani M. *Tetrahedron Lett.* 1998, **39**, 1211.

50. (a) Chauvin Y. and Oliver-Burbigon H. *Chemtech* 1995 (9), 26; (b) Welton T. *Chem. Rev.* 1999, **99**, 2071.
51. Chauvin Y. L., Musmann L. and Oliver H. *Angew. Chem. Int. Ed. Engl.* 1995, **34**, 2689.
52. Suarez P. A. Z., Dullius J. E. L., Einloft S., de Souza R. F. and Dupont J. *Polyhedron* 1996, **15**, 1217.
53. Adams C. J., Earle M. J., Roberts G. and Seddon K. R. *Chem. Commun.* 1998, 2097.
54. Earle M. J., McCormac P. B. and Seddon K. R. *Green Chemistry* 1999, **1**, 23.
55. Fischer T., Sethi A., Welton T. and Woolf J. *Tetrahedron Lett.* 1999, **40**, 793.
56. Jaeger D. A. and Tucker C. E. *Tetrahedron Lett.* 1989, **30**, 1785.
57. Lee C. W. *Tetrahedron Lett.* 1999, **40**, 2461.
58. Langevin D. *Acc. Chem. Res.* 1988, **21**, 255.
59. Schomäcker R. *J. Chem. Res. (S)* 1991, 92; (M) 1991, 0810.
60. Rico I., Couderc F., Perez E., Laval J. P. and Lattes A. *J. Chem. Soc. Chem. Commun.* 1987, 1205.
61. Nakamura M., Tsutsui N. and Takeda T. *Tetrahedron Lett.* 1984, **25**, 3231.
62. Schomäcker R., Stickdorn K. and Knoche W. *J. Chem. Soc. Faraday Trans.* 1991, **87**, 847.
63. Davydov D. V. and Beletskaya I. P. *Russ. Chem. Bull. (Engl. Transl.)* 1995, **44**, 1141.
64. Davydov D. V. and Beletskaya I. P. *Russ. Chem. Bull. (Engl. Transl.)* 1995, **44**, 1139.
65. Chhatre A. S., Joshi R. A. and Kulkarni B. D. *J. Coll. Sci.* 1993, **158**, 183.
66. Gautier M., Rico I. and Lattes A. *J. Org. Chem.* 1990, **55**, 1500.
67. Daniellson I. and Lindman B. *Colloid Surf* 1981, **3**, 381.
68. Jahn W. and Strey R. *J. Phys. Chem.* 1988, **92**, 2294.
69. Lindman B. and Stilbs P. *Microemulsion*, Friberg S. and Bothorel P. (eds), CRC Press, Boca Raton, FL, 1987, 119.
70. Rico I., Lattes A., Das K. P. and Lindman B. *J. Am. Chem. Soc.* 1989, **111**, 7266.
71. (a) Rico I. and Lattes A. *Microemulsion System*, Rossano H. and Clausse M. (eds), Marcel Dekker, New York, 1987; (b) Lattes A., Rico I., de Savignac A. Z. and Samii A. Z. *Tetrahedron* 1987, **43**, 1725.
72. Gonzales A. and Holt S. L. *J. Org. Chem.* 1982, **47**, 3186.
73. Breslow R., Maitra U. and Rideout D. *Tetrahedron Lett.* 1983, **24**, 1901.
74. Samii A. Z., de Savignac A., Rico I. and Lattes A. *Tetrahedron* 1985, **41**, 3683.
75. (a) Clifford A. A. *Fundamentals of Supercritical Fluids*, Oxford University Press, 1998; (b) Kiran E. and Levelt Sengers J. M. H. (eds), *Supercritical Fluids: Fundamentals for Applications*, Kemer, Antalya, Turkey, 1994.
76. (a) Baiker A. *Chem. Rev.* 1999, **99**, 453; (b) Lide D. R. and Frederikse H. P. R. (eds) *Handbook of Chemistry and Physics*, 78th edn, CRC Press, Boca Raton, FL, 1998.
77. (a) Brennecke J. F. and Chateaneuf J. E. *Chem. Rev.* 1999, **99**, 433; (b) Jessop P. G., Ikariya T. and Noyori R. *Chem. Rev.* 1999, **99**, 475; (c) Campestrini S. 'Organic reactions in supercritical fluids', in *Seminars in Organic Synthesis. 23rd Summer School 'A. Corbella'*, Italian Soc. Chem., Rome, 1998; (d) Savage P. E., Gopalan S., Mizan T. I., Martino C. J. and Brock E. E., *AIChE J.* 1995, **41**, 1723; (e) Kaupp G. *Angew. Chem. Int. Ed. Engl.* 1994, **33**, 1452; (f) Shaw R. W., Brill T. B., Clifford A. A., Eckert C. A. and Franck E. U. *Chem. Eng. News* 1991 (12), 26.  
(g) Bröll D., Kaul C., Krämer A., Krammer P., Richter T., Jung M., Vogel H. and Zehner P. *Angew. Chem. Int. Ed. Engl.* 1999, **38**, 2998.
78. (a) Kuhlmann B., Arnett E. M. and Siskin M. *J. Org. Chem.* 1994, **59**, 3098; (b) Katritzky A. R., Allin S. M. and Siskin M. *Acc. Chem. Res.* 1996, **29**, 399.
79. Korzenski M. B. and Kolis J. W. *Tetrahedron Lett.* 1997, **38**, 5611.
80. (a) Burk M. J., Feng S., Gross M. F. and Tumas W. *J. Am. Chem. Soc.* 1995, **117**, 8277; (b) Jessop P. G., Ikariya T. and Noyori R. *Science* 1995, **269**, 1065; (c) Jessop P. G., Hsiao Y., Ikariya T. and Noyori R. *J. Am. Chem. Soc.* 1996, **118**, 344.

81. Brogle H. *Chem. Ind.* 1982, 385; and ref. 4 in *Angew. Chem. Int. Ed. Engl.* 1994, **33**, 1452.
82. Hyatt J. A. *J. Org. Chem.* 1984, **49**, 5097.
83. Reaves J. T. and Roberts C. B. *Chem. Eng. Comm.* 1999, **171**, 117.
84. Reaves J. T. and Roberts C. B. *Ind. Eng. Chem. Res.* 1999, **38**, 855.
85. Isaacs N. S. and Keating N. *J. Chem. Soc. Chem. Commun.* 1992, 876.
86. Lee Thompson R., Gläser R., Bush D., Liotta C. L. and Eckert C. A. *Ind. Eng. Chem. Res.* 1999, **38**, 4220.
87. Renslo A. R., Weinstein R. D., Tester J. W. and Danheiser R. L. *J. Org. Chem.* 1997, **62**, 4530.
88. (a) Ikushima Y., Ito S., Asano T., Yokoyama T., Saito N., Hatakeda K. and Goto T. *J. Chem. Eng. Jpn* 1990, **23**, 96; (b) Ikushima Y., Saito N. and Arai M. *J. Phys. Chem.* 1992, **96**, 2293.
89. Ikushima Y., Saito N. and Arai M. *Bull. Chem. Soc. Jpn* 1991, **64**, 282.
90. Scott Oakes R., Heppenstall T. J., Shezad N., Clifford A. A. and Rayner C. M. *Chem. Commun.* 1999, 1459.
91. Chapuis C., Kucharska A., Rzepecki P. and Jurczak J. *Helv. Chim. Acta* 1998, **81**, 2314.
92. Grieco P. A., Galatsis P. and Spohn R. F. *Tetrahedron* 1986, **42**, 2847.
93. Grieco P. A. and Bahsas A. *J. Org. Chem.* 1987, **52**, 5746.
94. Williams D. R., Gaston R. D. and Horton I. B. *Tetrahedron Lett.* 1985, **26**, 1391.
95. Masamune S., Choy W., Petersen J. S. and Sita L. R. *Angew. Chem. Int. Ed. Engl.* 1985, **24**, 1.
96. Geary P. J., Pryce R. L., Roberts S. M., Ryback G. and Winders J. A. *J. Chem. Soc. Chem. Commun.* 1990, 204.
97. Grieco P. A. and Parker D. T. *J. Org. Chem.* 1988, **53**, 3325.
98. Fotiadu F., Michel F. and Buono G. *Tetrahedron Lett.* 1990, **31**, 4863.
99. Naruse M., Aoyagi S. and Kibayashi C. *Tetrahedron Lett.* 1994, **35**, 595.
100. Reetz M. T. and Gausaüer A. *Tetrahedron* 1993, **49**, 6025.
101. Grieco P. A., Beck J. P., Haudy S. T., Saito N. and Daeuble F. *Tetrahedron Lett.* 1994, **35**, 6783.
102. Lubineau A., Augé J. and Lubin N. *J. Chem. Soc. Perkin Trans. 1* 1990, 3011.
103. Desimoni G., Faita G., Invernizzi A. G. and Righetti P. P. *Tetrahedron* 1997, **53**, 7671.
104. Grieco P. A. and Moher E. D. *Tetrahedron Lett.* 1993, **34**, 5567.
105. Chiba K. and Tada M. *J. Chem. Soc. Chem. Commun.* 1994, 2485.
106. Okamura H., Morishige K., Iwagawa T. and Nakatani M. *Tetrahedron Lett.* 1998, **39**, 1211.
107. Akiyama T., Takaya J. and Kagoshima H. *Tetrahedron Lett.* 1999, **40**, 7831.
108. Kobayashi S., Hachiya I., Araki M. and Ishitani H. *Tetrahedron Lett.* 1993, **34**, 3755.

## 7 Diels–Alder Reaction Compilation

The titles of books, reviews, monographs and symposia proceedings published in the years 1990–2000, together with some edited in the first months of 2001, that were entirely or partly devoted to Diels–Alder reactions, are reported below. Some key words illustrating the subject are included. Sources are given as a four-figure number, the first two figures indicating the year of publication and the second two the sequence; thus 0003 refers to source number 3 of the year 2000, and 9118 to source number 18 of 1991. The numbers are used for reference in a keyword index at the end of the chapter. Unless otherwise specified, the sources are written in English.

### 7.1 COMPILATION

#### 2001

- (0101) Fringuelli F., Piermatti O., Pizzo F., Vaccaro L. **Recent Advances in Lewis-Acid Catalyzed Diels–Alder Reactions in Aqueous Media** *Eur. J. Org. Chem.* **2001** 439–455  
Keywords: water, Lewis acids, carbo-Diels–Alder reactions, *hetero*-Diels–Alder reactions
- (0102) Kumar A. **Salt Effects on Diels–Alder Reaction Kinetics** *Chem. Rev.* **2001** 101 1–19

#### 2000

- (0001) Warmuth R **The Inner Phase of Molecular Container Compounds As a Novel Reaction Environment** *J. Inclusion Phenom. Macrocyclic Chem.* **2000** 37 1–38  
Keywords: inclusion reaction, photochemistry, photoinduced electron transfer, fullerenes
- (0002) Hamers R. J., Coulter S. K., Ellison M. D., Hovis J. S., Padowitz D. F., Schwartz M. P., Greenlief C. M., Russell J. N. Jr **Cycloaddition Chemistry of Organic Molecules With Semiconductor Surfaces** *Acc. Chem. Res.* **2000** 33 617–624  
Keywords: carbonyl group, semiconductor materials, surface reaction, alkenes, aromatic compounds, azo compounds, cycloalkadienes, isothiocyanates, unsaturated compounds
- (0003) Tokoroyama T. **Synthesis of Clerodane Diterpenoids and Related Compounds – Stereoselective Construction of the Decalin Skeleton With Multiple Contiguous Stereogenic Centers** *Synthesis* **2000** 611–633  
Keywords: diterpenes, stereoselective construction of the decalin skeleton of clerodane diterpenoids

- (0004) Brimble M. A., Nairn M. R., Prabakaran H. **Synthetic Strategies Towards Pyranonaphthoquinone Antibiotics** *Tetrahedron* **2000** 56 1937–1992  
Keywords: biomolecules, pyranonaphthoquinone antibiotics
- (0005) Nikalje M. D., Phukan P., Sudalai A **Recent Advances in Clay-Catalyzed Organic Transformations** *Org. Prep. Proced. Int.* **2000** 32 1–40  
Keywords: clay catalyzed reactions, montmorillonite catalyst, kaolinite catalyst
- (0006) Bouaziz Z., Nebois P., Poumaroux A., Fillion H. **Carbazole-1,4-Diones: Syntheses and Properties** *Heterocycles* **2000** 52 977–1000  
Keywords: azadienes, carbazolediones
- (0007) Mehta G., Uma R. **Stereoelectronic Control in Diels–Alder Reaction of Dissymmetric 1,3-Dienes** *Acc. Chem. Res.* **2000** 33 278–286  
Keywords: stereoelectronic effects, steric effects, alkadienes, cycloalkadienes
- (0008) Johnson J. S., Evans D. A. **Chiral Bis(Oxazoline) Copper(II) Complexes: Versatile Catalysts for Enantioselective Cycloaddition, Aldol, Michael, and Carbonyl Ene Reactions** *Acc. Chem. Res.* **2000** 33 325–335  
Keywords: *hetero*-Diels–Alder reaction, chiral bis(oxazoline) copper(II) complexes
- (0009) Abbenhuis H. C. L. **Advances in Homogeneous and Heterogeneous Catalysis With Metal-Containing Silsesquioxanes** *Chem. Eur. J.* **2000** 6 25–32  
Keywords: Diels–Alder reactions of enones
- (0010) Rappoport Z. **The Chemistry of Dienes and Polyenes** vol 2 **2000**, Wiley, Chichester, N.Y.
- (0011) Bernath G., Stajer G., Fulop F., Sohar P. **A Retro Diels–Alder Synthetic Method. Fused-Skeleton Isoindolones and Further Saturated Hetero Polycycles** *J. Heterocycl. Chem.* **2000** 37 439–449
- (0012) Carmona D., Pilar Lamata M., Oro, L. A. **Recent Advances in Homogeneous Enantioselective Diels–Alder Reactions Catalyzed by Chiral Transition-Metal Complexes** *Coord. Chem. Rev.* **2000** 200–202 717–772
- (0013) Behforouz M., Ahmadian M. **Diels–Alder Reactions of 1-Azadienes** *Tetrahedron* **2000** 56 5259–5288
- (0014) Wang D., Guo B. **Diels–Alder New Reactions** *Baoji Wenli Xueyuan Xuebao, Ziran Kexueban* **2000** 20 271–275
- (0015) Otto S., Engberts J. B. F. N. **Diels–Alder Reactions in Water** *Pure Appl. Chem.* **2000** 72 1365–1372
- (0016) Wittkopp A., Schreiner P. R. **Catalysis of Diels–Alder reactions in water and in hydrogen-bonding environments** [Chem. Dienes Polyenes Conference Proceeding] **2000**
- (0017) Jorgensen K. A. **Catalytic Asymmetric Hetero-Diels–Alder Reactions of Carbonyl Compounds and Imines** *Angew. Chem. Int. Ed. Engl.* **2000** 39 3558–3588.  
Keywords: mechanism, enantioselectivity
- (0018) Klarner F. G., Wurche F. **The Effect of Pressure on Organic Reactions** *J. Prakt. Chem.* **2000** 342 609–636
- (0019) Chauhan K. K., Frost C. G. **Advances in Indium-Catalysed Organic Synthesis** *J. Chem. Soc. Perkin Trans. 1* **2000** 3015–3019  
Keywords: catalyzed organic synthesis

- (0020) Kobayashi O. **Organic Reactions Using Water As Solvent** *Konbatekku* **2000** 28 2–6
- (0021) Abellan T., Chinchilla R., Galindo N., Guillena G., Najera C., Sansano J. M. **Glycine and Alanine Imines As Templates for Asymmetric Synthesis of  $\alpha$ -Amino Acids** *Eur. J. Org. Chem.* **2000** 2689–2697  
Keywords: Diels–Alder cycloaddition, asymmetric synthesis
- (0022) Tome A. C., Lacerda P. S. S., Silva A. M. G., Neves M. G. P. M., Cavaleiro J. A. S. **Synthesis of New Tetrapyrrolic Derivatives-Porphyrins As Dienophiles or Dipolarophiles** *J. Porphyrins Phthalocyanines* **2000** 4 532–537  
Keywords: Diels–Alder reaction
- (0023) van Leeuwen P. W. N. M., Kamer P. C. J., Reek J. N. H., Dierkes P. **Ligand Bite Angle Effects in Metal-Catalyzed C–C Bond Formation** *Chem. Rev.* **2000**, 100, 2741–2769.  
Keywords: carbon–carbon bond formation
- (0024) Tietze L. F., Modi A. **Multicomponent Domino Reactions for the Synthesis of Biologically Active Natural Products and Drugs** *Med. Res. Rev.* **2000** 20 304–322  
Keywords: Diels–Alder reactions
- (0025) Khan F. A., Prabhudas B., Dash J. **1,2,3,4-Tetrachloro-5,5-Dimethoxy-Cyclopenta-1,3-Diene: Diels–Alder Reactions and Applications of the Products Formed** *J. Prakt. Chem.* **2000** 342 512–517  
Keywords: norbornene derivatives, tetrachlorodimethoxy cyclopentadiene
- (0026) Vaultier M., Lorvelec G., Plunian B., Paulus O., Bouju P., Mortier J. **Recent Developments in the Use of  $\alpha,\beta$ -Unsaturated Boronates As Partners in Diels–Alder Cycloadditions** *Spec. Publ. – R. Soc. Chem.* **2000** 253 464–471  
Keywords: diene boryl Diels–Alder cycloaddition
- (0027) Kitazume T. **Organic Synthesis in Ionic Liquids** *Kagaku Kogyo* **2000** 51 437–444
- (0028) Garcia J. I., Mayoral J. A., Salvatella L. **Do Secondary Orbital Interactions Really Exist?** *Acc. Chem. Res.* **2000** 33 658–664
- (0029) Babu G., Perumal P. T. **Synthetic Applications of Indium Trichloride Catalyzed Reactions** *Aldrichimica Acta* **2000** 33 16–22
- (0030) De Mijere A., Kozhushkov S. I., Khlebnikov AF **Bicyclopropylidene – a Unique Tetrasubstituted Alkene and a Versatile C6–Building Block** *Top. Curr. Chem.* **2000** 207 89–147  
Keywords: Diels–Alder bicyclopropylidene building block
- (0031) Zamojski A. **Chiral (E,E)-1,4-Dialkoxy-1,3-Butadienes. Synthesis, Conformational Studies and Diels–Alder Reactions with Symmetric Dienophiles** *Chemtracts* **2000** 13 62–65
- (0032) Saito N., Grieco P. A. **Development of Cationic Diels–Alder Reaction in Highly Polar Media and Total Syntheses of Natural Products** *Yuki Gosei Kagaku Kyo-kaishi* **2000** 58 39–49  
Keywords: lithium perchlorate diethyl ether

## 1999

- (9901) Jorgensen K. A. **Development and application of catalytic highly enantioselective hetero-Diels–Alder reactions of aldehydes and ketones in** *Curr. Trends Org. Synth.*,

- [Proc. Int. Conf. ], 12th. **1999** 207–212, Eds. Scolastico C, Nicotra F, Pb. Acad. Plenum Pub. N.Y.  
Keywords: aldehydes, ketones, enantioselective *hetero*-Diels–Alder reactions
- (9902) Kobayashi S. **Catalytic enantioselective reactions of aldimines using chiral Lewis acids** in *Curr. Trends Org. Synth.*, [Proc. Int. Conf. ], 12th. **1999** 183–190, Eds. Scolastico C., Nicotra F., Pb. Acad. Plenum Pub. N.Y.  
Keywords: aza-Diels–Alder reactions, imines, aldimines, chiral Lewis acids, asymmetric synthesis
- (9903) Evans D. A., Rovis T., Johnson J. S. **Chiral Copper(II) Complexes As Lewis Acids for Catalyzed Cycloaddition, Carbonyl Addition, and Conjugate Addition Reactions.** *Pure Appl. Chem* **1999** 71 1407–1415  
Keywords: bis(oxazoline) copper complexes, Lewis-acid catalysts for carbocyclic and *hetero*-Diels–Alder reaction, chiral synthesis
- (9904) Goyau B. **Fine Chemistry and Acrolein** *Chim. Oggi* **1999** 17 22–27  
Keywords: acrolein chemistry
- (9905) Shibasaki M. **Multifunctional Asymmetric Catalysis** *Enantiomer* **1999** 4 513–527  
Keywords: *hetero*-bimetallic complexes
- (9906) Stevenson P. J. **Synthetic Methods. Part (II). Pericyclic Methods** *Annu. Rep. Prog. Chem., Sect. B: Org. Chem.* **1999** 95 19–38  
Keywords: pericyclic reaction in organic synthesis
- (9907) Minuti L., Taticchi A., Costantini L. **High Pressure Diels–Alder Reactions of Cycloalkenones in Organic Synthesis** *Recent Res. Dev. Org. Chem.* **1999** 3 105–116  
Keywords: ketones, regiochemistry, stereoselectivity, reactivity
- (9908) Shibasaki M. **Multifunctional Asymmetric Catalysis** *Chemtracts* **1999** 12 979–998  
Keywords: *hetero*-bimetallic complexes
- (9909) Ooi T., Maruoka, K. **Hetero-Diels–Alder and related reactions** in *Compr. Asymmetric Catal. I-III* **1999** 3 1237 Eds. Jacobsen EN, Pfaltz A and Yamamoto H, Pb. Springer-Verlag, Berlin  
Keywords: catalytic asymmetric *hetero*-Diels–Alder reaction
- (9910) Evans D. A., Johnson J. S. **Diels–Alder reactions** in *Compr. Asymmetric Catal. I-III* **1999** 3 1177 Eds. Jacobsen E. N., Pfaltz A. and Yamamoto H., Pb. Springer-Verlag, Berlin  
Keywords: Lewis acids, asymmetric Diels–Alder reactions catalyzed by chiral Lewis-acid complexes
- (9911) Keay B. A., Hunt I. R. **Aspects of the Intramolecular Diels–Alder Reaction of Furan Dienes Leading to the Formation of Epoxydecalin Systems** *Adv. Cycloaddit.* **1999** 6 173–210  
Keywords: alkadienes, intramol Diels–Alder reaction, furan dienes, epoxydecalin systems
- (9912) Lee L., Snyder J. K. **Indole As a Dienophile in Inverse Electron Demand Diels–Alder and Related Reactions** *Adv. Cycloaddit.* **1999** 6 119–171  
Keywords: indole as dienophile
- (9913) Ruano J. L. G., De la Plata B. C. **Asymmetric [4+2] Cycloadditions Mediated by Sulfoxides** *Top. Curr. Chem.* **1999** 204 1–126



Keywords: sulfoxides, *hetero*-Diels–Alder reaction, stereoselectivity, sulfoxide mediator

(9914) Nakayama J., Sugihara Y. **Chemistry of Thiophene 1,1-Dioxides** *Top. Curr. Chem.* **1999** 205 131–195

(9915) Olivier H. **Recent Developments in the Use of Non-Aqueous Ionic Liquids for Two-Phase Catalysis** *J. Mol. Catal. A: Chem.* **1999** 146 285–289

Keywords: good solvents for Diels–Alder reactions, ionic liquids

(9916) Coxon J. M., Froese R. D. J., Ganguly B., Marchand A. P., Morokuma K **On the Origins of Diastereofacial Selectivity in Diels–Alder Cycloadditions** *Synlett* **1999** 1681–1703

Keywords:  $\pi$ -facial selectivity, MO calculations

(9917) Cairns J., Dunne C., Franczyk T. S., Hamilton R., Hardacre C., Stern M. K., Treacy A, Walker BJ **The Synthesis and Chemistry of Formylphosphonate** *Phosphorus, Sulfur Silicon Relat. Elem.* **1999** 144–146 385–388

Keywords: imines derived from formylphosphonate undergo Diels–Alder reactions only in those cases which carry a strongly electron-withdrawing N-substituent. Lewis acidity, solvent effect, lithium perchlorate in diethyl ether

(9918) Tarasow T. M., Eaton B. E. **The Diels–Alder Reaction and Biopolymer Catalysis** *Cell. Mol. Life Sci.* **1999** 55 1463–1472

Keywords: biopolymer, Lewis acids, Diels–Alderase

(9919) Nomura T. **The Chemistry and Biosynthesis of Isoprenylated Flavonoids From Moraceous Plants** *Pure Appl. Chem.* **1999** 71 1115–1118

Keywords: enzymic Diels–Alder reaction

(9920) Kobayashi S. **Lanthanide Triflate-Catalyzed Carbon–Carbon Bond-Forming Reactions in Organic Synthesis** *Top. Organomet. Chem.* **1999** 2 63–118

Keywords: lanthanide triflates, rare earth compounds

(9921) Rimmer S., Tattersall P., Ebdon J. R., Fullwood N. **New Strategies for the Synthesis of Amphiphilic Networks** *React. Funct. Polym.* **1999** 41 177–184

Keywords: Diels–Alder reaction of poly(ethylene glycol) that contain acetylene dicarboxylate groups along the main chain with furan-ended oligomers, amphiphilic gels

(9922) Pu L. **Rigid and Sterically Regular Chiral 1,1'-Binaphthyl Polymers in Asymmetric Catalysis** *Chem. –Eur. J.* **1999** 5 2227–2232.

Keywords: *hetero*-Diels–Alder reaction of ethylglyoxylate with conjugated dienes

(9923) Barluenga J., Suarez-Sobrinio A., Lopez L. A. **Chiral Heterosubstituted 1,3-Butadienes: Synthesis and [4 + 2] Cycloaddition Reactions** *Aldrichimica Acta* **1999** 32 4–15

Keywords: alkadienes, stereoselectivity, chiral heterosubstituted butadienes

(9924) Nishiyama H., Motoyama Y. **Other Transition Metal Reagents: Chiral Transition-Metal Lewis Acid Catalysis for Asymmetric Organic Synthesis** in *Lewis Acid Reagents* **1999** 225, Ed Yamamoto H., Pb. Oxford Univ. Press, Oxford

Keywords: asymmetric Diels–Alder reactions, chiral transition metal Lewis-acid catalysis, asymmetric synthesis

(9925) Lorschach B. A., Kurth M. J. **Carbon–Carbon Bond Forming Solid-Phase Reactions** *Chem. Rev. (Washington, D. C.)* **1999** 99 1549–1581

Keywords: solid phase synthesis, Diels–Alder reaction

- (9926) Fallis A. G. **1998 Alfred Bader Award Lecture. Tangents and Targets: the Synthetic Highway From Natural Products to Medicine** *Can. J. Chem.* **1999** 77 159–177  
Keywords: intramolecular Diels–Alder reaction, tether-controlled, synthetic studies direct toward various classes of natural products, alkadienes
- (9927) Shibasaki M., Sasai H. **Asymmetric Catalysis With Chiral Lanthanoid Complexes** *Top. Stereochem.* **1999** 22 201–225  
Keywords: chiral lanthanoid complexes, rare earth complexes, carbocyclic ring construction via intramolecular Diels–Alder reaction
- (9928) Woodard B. T., Posner G. H. **Recent Advances in Diels–Alder Cycloadditions of 2-Pyrones** *Adv. Cycloaddit.* **1999** 5 47–83  
Keywords: lactones, stereoselective synthesis
- (9929) Wender P. A., Love J. A. **The Synthesis of Seven-Membered Rings: General Strategies and the Design and Development of a New Class of Cycloaddition Reactions** *Adv. Cycloaddit.* **1999** 5 1–45  
Keywords: seven-membered rings
- (9930) Klunder A. J. H., Zhu J., Zwanenburg B. **The Concept of Transient Chirality in the Stereoselective Synthesis of Functionalized Cycloalkenes Applying the Retro-Diels–Alder Methodology** *Chem. Rev. (Washington, D. C.)* **1999** 99 1163–1190  
Keywords: stereochemistry, stereoselective synthesis, retro-Diels–Alder methodology
- (9931) Nebois P., Fillion H. **Diels–Alder Reactions of Benzo[b]Furan-4,5-Diones and Benzo[b]Furan-4,7-Diones** *Heterocycles* **1999** 50 1137–1156  
Keywords: benzofurandiones, regiochemistry, heterocyclic compounds
- (9932) Vaccari A. **Clays and Catalysis: a Promising Future** *Appl. Clay Sci.* **1999** 14 161–198  
Keywords: cationic and anionic clays, catalysis
- (9933) Fallis A. G. **Harvesting Diels and Alder's Garden: Synthetic Investigations of Intramolecular [4 + 2] Cycloadditions** *Acc. Chem. Res.* **1999** 32 464–474  
Keywords: intramolecular Diels–Alder reaction
- (9934) Nesi R., Giorni D. and Turchi S. **Synthesis of Nitrogen Heterocycles by Hetero Diels–Alder Reactions** in *Seminars in Organic Synthesis. 24th Summer Sch "A. Corbella"* **1999** 225, Ed. Trombini, Pb. Soc. Chim. Ital.  
Keywords: imine, iminium cations, nitriles, nitroso compounds, azo compounds, azadienes, nitroso alkenes
- (9935) Avenzoza A., Busto J. H., Cativiela C., Peregrina G. M. and Zurbano M. M. **The use of 4-Hetaryliden- and 4-Aryliden-5(4H)-Oxazolones as Dienophiles in the Diels–Alder Reactions** in *Targets in Heterocyclic Systems-Chemistry and Properties* vol 3. **1999**, Eds. Attanasi O. A. and Spinelli D., Pb. Soc. Chim. Ital.  
Keywords: hetero-Diels–Alder reactions
- (9936) Okamura H., Iwagawa M. and Nakatani M. **Development of Base Catalyzed Diels–Alder Reaction of 3-Hydroxy-2-Pyrone and Application to Synthesis of Biologically Active Compounds** *Org. Chem. Japan* **1999** 57 84  
Keywords: hetero-Diels–Alder reactions
- (9937) Fleming I. **Pericyclic Reactions** *Oxford Science Publications* **1999**, Pb. Oxford Univ. Press N.Y.  
Keywords: MO theory, stereoselectivity, regiochemistry, mechanism

## 1998

- (9801) Fraile J. M., Garcia J. I., Mayoral J. A. **Heterogeneous Catalysis of Diels–Alder Reactions** *Recent Res. Dev. Synth. Org. Chem.* **1998** 1 77–92  
Keywords: heterogeneous catalysts
- (9802) Bloch R., Mandville G. **Novel Strategies for the Use of Retro Diels–Alder Reactions in Stereoselective Synthesis** *Recent Res. Dev. Org. Chem.* **1998** 2 441–452  
Keywords: retro-Diels–Alder reactions, stereoselective synthesis
- (9803) Almena I., Carrillo J. R., De la Cruz P., Diaz-Ortiz A., Gomez-Escalonilla M. J., De la Hoz A., Langa F., Prieto P., Sanchez-Migallon A. **Application of Microwave Irradiation to Heterocyclic Chemistry Targets Heterocyclic Systems-Chemistry and Properties** **1998** 2 281–308, Eds. Attanasi O. A. and Spinelli D., Pb. Soc. Chim. Ital.  
Keywords: Diels–Alder reactions, [60]-fullerene
- (9804) Rickborn B. **The Retro-Diels–Alder Reaction. Part II. Dienophiles with One or More Heteroatoms** *Org. React. (N. Y.)* **1998** 53 223–629  
Keywords: Diels–Alder reactions in which one or both of the dienophile reaction centers are heteroatoms, retro-Diels–Alder reactions
- (9805) Sanghi R., Vankar P. S., Vankar Y. D. **Ionic Diels–Alder Reaction: Recent Developments** *J. Indian Chem. Soc.* **1998** 75 709–715  
Keywords: cation radical
- (9806) Houk K. N., Wilsey S. L., Beno B. R., Kless A., Nendel M., Tian J. **Retro-Cycloadditions and Sigmatropic Shifts: The C7H8 and C7H10 Potential Energy Surfaces** *Pure Appl. Chem.* **1998** 70 1947–1952  
Keywords: laser-induced retro-Diels–Alder reactions of norbornene, thermal retro-Diels–Alder reactions of norbornenes and isopropylidenenorbornenes
- (9807) Yamamoto H., Yanagisawa A., Ishihara K., Saito S. **Designer Lewis Acids for Selective Organic Synthesis** *Pure Appl. Chem.* **1998** 70 1507–1512  
Keywords: Lewis-acid reagents
- (9808) Luning U. **Concave Reagents and Catalysts: from Lamps to Selectivity** in *Mol. Recognit. Inclusion, Proc. Int. Symp., 9th.* **1998** 203, Ed. Coleman A. W., Pb. Kluwer, Dordrecht  
Keywords: metal-catalyzed Diels–Alder cycloaddition, stereoselectivity
- (9809) Hodges L. M., Harman W. D. **The Activation and Manipulation of Pyrroles by Pentaammineosmium(II)** *Adv. Nitrogen Heterocycl.* **1998** 3 1–44  
Keywords: vinylpyrrole complexes
- (9810) Nomura T., Hano Y., Ueda S. **Studies on the Optically Active Diels–Alder Type Adducts From Mulberry Tree** *Int. Congr. Ser.* **1998** 1157 379–390  
Keywords: mulberry tree, optically active Diels–Alder type adducts from mulberry tree
- (9811) Agbossou F., Carpentier J. F. Hapiot F., Suisse I., Mortreux A. **The Aminophosphine-Phosphinites and Related Ligands: Synthesis, Coordination Chemistry and Enantioselective Catalysis** *Coord. Chem. Rev.* **1998** 178–180 1615–1645  
Keywords: stereoselective Diels–Alder reaction catalysts, aminophosphine-phosphinites, enantioselective catalysts
- (9812) Aoyama Y. **Functional Organic Zeolite Analogs** *Top. Curr. Chem.* **1998** 198 131–161

Keywords: catalysts, ene addition reactions

- (9813) Boger D. L. **Heterocyclic and Acyclic Azadiene Diels–Alder Reactions: Total Synthesis of Nothapodytine B.** *J. Heterocycl. Chem.* **1998** 35 1003–1011  
Keywords: inverse electron-demand Diels–Alder reactions, acyclic azadienes, synthesis of natural products
- (9814) Xie W., Yu L., Chen D., Li J., Ramirez J., Miranda N. F., Wang P. G. **Lanthanide-Catalyzed Organic Synthesis in Protic Solvents** in “*Green Chem.*” **1998** 129, Ed. Anastas P. T. and Williamson T. C., Pb. Oxford Un. Press, Oxford  
Keywords: aza-Diels–Alder reactions, rare earth metals
- (9815) Stevenson P. J. **Synthetic Methods. Pericyclic Methods.** Chapter 2. Part 2. *Annu. Rep. Prog. Chem., Sect. B: Org. Chem.* **1998** 94 19–38  
Keywords: Diels–Alder reactions, dipolar cycloadditions, electrocyclic reactions, ene reactions, pericyclic reactions, sigmatropic rearrangements
- (9816) Hagen S., Hopf H. **Modern Routes to Extended Aromatic Compounds** *Top. Curr. Chem.* **1998** 196 45–89  
Keywords: polycyclic aromatic hydrocarbons, photocyclization
- (9817) Johannsen M., Yao S., Graven A., Jorgensen K. A. **Metal-Catalyzed Asymmetric Hetero-Diels–Alder Reactions of Unactivated Dienes With Glyoxylates** *Pure Appl. Chem.* **1998** 70 1117–1122  
Keywords: stereoselectivity, metal complexes, glyoxylates
- (9818) Kobayashi S. **New Types of Lewis Acids Used in Organic Synthesis** *Pure Appl. Chem.* **1998** 70 1019–1026  
Keywords: aza-Diels–Alder reactions
- (9819) Ichihara A., Oikawa H. **Diels–Alder Type Natural Products – Structures and Biosynthesis** *Curr. Org. Chem.* **1998** 2 365–394  
Keywords: biosynthesis, polyketides
- (9820) Kunz H., Hofmeister A., Glaser B. **Stereoselective Syntheses Using Carbohydrates as Carriers of Chiral Information** in “*Polysaccharides*” **1998** 539, Ed. Severian D., Pb. Dekker N.Y.  
Keywords: stereoselective Diels–Alder cycloaddition
- (9821) Kumar A. **Ionic Solutions and Their Pivotal Roles in Organic and Biological Systems** *Pure Appl. Chem.* **1998** 70 615–620  
Keywords: stereoselectivity, Diels–Alder reaction kinetics
- (9822) Rickborn B. **The Retro-Diels–Alder Reaction. Part L. C-C Dienophiles** *Org. React. (N. Y.)* **1998** 52 1–393
- (9823) Klarner F. G., Wurche F. **Organic Reactions at High Pressure** *Koatsuryoku no Kagaku to Gijutsu* **1998** 8 104–110
- (9824) Vogel P. **Combinatorial Diels–Alder Approach to the Synthesis of Anti-Tumor Anthracyclines and Analogs** *Curr. Org. Chem.* **1998** 2 255–280  
Keywords: stereoselective reactions
- (9825) Magnier E., Langlois Y. **Manzamine Alkaloids, Syntheses and Synthetic Approaches** *Tetrahedron* **1998** 54 6201–6258  
Keywords: intramolecular Diels–Alder reaction
- (9826) Bertran J. **Some Fundamental Questions in Chemical Reactivity** *Theor. Chem. Acc.* **1998** 99 143–150

Keywords: Diels–Alder reaction

- (9827) Neuschuetz K., Velker J., Neier R. **Tandem Reactions Combining Diels–Alder Reactions With Sigmatropic Rearrangement Processes and Their Use in Synthesis** *Synthesis* **1998** 227–255
- (9828) Parker D. T. **Hetero Diels–Alder Reactions** in “*Org. Synth. Water.*” **1998** 47, Ed. Grieco PA, Pb. Blackie, London  
Keywords: aqueous solvents
- (9829) Garner P. P. **Diels–Alder Reactions in Aqueous Media** in “*Org. Synth. Water.*” **1998** 1, Ed. Grieco P. A., Pb. Blackie, London
- (9830) Vogt P. F., Miller M. J. **Development and Applications of Amino Acid-Derived Chiral Acylnitroso Hetero Diels–Alder Reactions** *Tetrahedron* **1998** 54 1317–1348  
Keywords: nitroso and acylnitroso dienophiles, *hetero*-Diels–Alder reaction
- (9831) Metz P. **Sultones in Organic Synthesis** *J. Prakt. Chem. /Chem. – Ztg.* **1998** 340 1–10  
Keywords: intramolecular Diels–Alder reaction
- (9832) Tietze L. F., Ketschau G., Gewert J. A., Schuffenhauer A. **Hetero-Diels–Alder Reactions of 1-Oxa-1,3-Butadienes** *Curr. Org. Chem.* **1998** 2 19–62
- (9833) Langlois Y. **New Uses of Oxazolines, Oxazoline N-Oxides and Dioxolanyliums in Asymmetric Synthesis** *Curr. Org. Chem.* **1998** 2 1–18  
Keywords: Diels–Alder reaction, asymmetric synthesis
- (9834) Dell C. P. **Cycloadditions in Synthesis** *J. Chem. Soc. Perkin Trans 1* **1998** 3873–3905  
Keywords: Lewis acids, asymmetric reactions, tandem, tethered, intramolecular reactions, *o*-quinodimethanes, *o*-quinone methides, *hetero*-Diels–Alder reactions
- (9835) Brandi A., Cicchi S. **Domino Processes Involving Pericyclic reactions** in *Seminars in Organic Synthesis. 23th Summer Sch “A. Corbella”* **1998** 3, Ed. Trombini, Pb. Soc. Chim. Ital.  
Keywords: *hetero*-Diels–Alder reaction, nitrones, nitronates, carbonyl ylides
- (9836) Fringuelli F., Piermatti O., Pizzo F. **Organic Synthesis in Unconventional Reaction Media** *Seminars in Organic Synthesis. 23th Summer Sch “A. Corbella”* **1998** 91, Ed. Di Furia F., Pb. Soc. Chim. Ital.  
Keywords: Diels–Alder reactions, water, Lewis acids
- (9837) Langlois Y. **Chiral Auxiliaries for Asymmetric Cycloadditions** *Spec. Chem.* **1998** 18 405  
Keywords: camphor derivatives, oxazoline-N-oxides
- (9838) Marrocchi A., Minuti L., Taticchi A. **Diels–Alder reaction of Arylethenes in Organic Synthesis** *Recent Res. Dev. Org. Chem.* **1998** 2 107–129  
Keywords: carbo-Diels–Alder reactions

### 1997

- (9701) Ichihara A., Oikawa H. **Biological Diels–Alder Reaction in Biosynthesis of Phytotoxins** in “*Dyn. Aspects Nat. Prod. Chem.*” **1997** 119, Eds. Ogoura K. and Sangawa U., Pb. Kodansha, Tokyo  
Keywords: biological Diels–Alder reaction in biosynthesis of phytotoxins, Diels–Alderase

- (9702) Grimme W., Gossel J., Lex J. **Diels–Alder Oligomers of Benzene** *NATO ASI Ser., Ser. C* **1997** 499 485–488  
Keywords: cycloreversion, Diels–Alder oligomers, cycloreversion behavior
- (9703) Posner G. H., Bull D. S. **Recent Advances in Control of Absolute Stereochemistry in Diels–Alder Cycloadditions of 2-Pyrones** *Recent Res. Dev. Org. Chem.* **1997** 1 259–271  
Keywords: stereochemistry
- (9704) Gonzalez J., Sordo J. A. **Theoretical Results on Hetero-Diels–Alder Reactions** *Recent Res. Dev. Org. Chem.* **1997** 1 239–257  
Keywords: *ab initio* methods, FMO (molecular orbital), hetero-Diels–Alder reaction, transition state structure
- (9705) Pindur U., Lemster T. **Recent Advances in the Synthesis of Carbazoles and Anellated Indoles With Antitumor Activity: DNA-Binding Ligands and Protein Kinase C Inhibitors** *Recent Res. Dev. Org. Bioorg. Chem.* **1997** 1 33–54  
Keywords: Diels–Alder reactions of a 4,7-dioxo-indole with carbodienophiles
- (9706) Merour J. Y., Piroelle S., Joseph B. **Synthesis and Reactivity of 1H-Indol-3(2H)-One and Related Compounds** *Trends Heterocycl. Chem.* **1997** 5 115–126  
Keywords: inverse electron-demand Diels–Alder reaction, indolone
- (9707) Klunder A. J. H., Zwanenburg B. **Gas Phase Thermolysis in Natural Product Synthesis** in “*Gas Phase React. Org. Synth.*” **1997** 107, Ed. Yannick V., Pb. Gordon and Breach, Amsterdam  
Keywords: retro-Diels–Alder reaction, gas phase thermolysis in natural product synthesis
- (9708) Hanack M., Stihler P. **Macrocyclic Metal Complexes As Ladder Polymers** *Macromol. Symp.* **1998** 131 49–58  
Keywords: macrocyclic bis-dienes and dien-dienophiles
- (9709) Ishihara K., Yamamoto H. **Asymmetric Synthesis With Chiral Lewis Acid Catalysts** *CATTECH* **1997** 1 51–62  
Keywords: asymmetric synthesis, Lewis-acid catalysts
- (9710) Fringuelli F., Piermatti O., Pizzo F. **Hetero Diels–Alder Reactions in Aqueous Medium** *Targets in Heterocyclic Systems-Chemistry and Properties* **1997** 1 57–73, Eds. Attanasi O. A. and Spinelli D., Pb. Soc. Chim. Ital.  
Keywords: hetero-Diels–Alder reactions, retro-Diels–Alder reactions
- (9711) Cossu S., Fabris F., De Lucchi O. **Synthetic Equivalents of Cyclohexatriene in [4 + 2] Cycloaddition Reactions. Methods for Preparing Cycloadducts to Benzene.** *Synlett* **1997** 1327–1334  
Keywords: benzene, 1,3-cyclohexadienes
- (9712) Kappe C. O., Murphree S. S., Padwa A. **Synthetic Applications of Furan Diels–Alder Chemistry** *Tetrahedron* **1997** 53 14179–14233  
Keywords: intramolecular Diels–Alder reactions
- (9713) Mayer A., Meier H. **1,4-Epoxy Arenes for the Generation of Molecular Ribbons** *J. Prakt. Chem. /Chem. – Ztg.* **1997** 339 679–681  
Keywords: ladder polymers
- (9714) Sliwa W. **Diels–Alder Reactions of Fullerenes** *Fullerene Sci. Technol.* **1997** 5 1133–1175

- (9715) Vallee Y., Chavant P. Y., Pinet S., Pelloux-Leon N., Arnaud R., Barone V. **[4 $\pi$  + 2 $\pi$ ] Cycloadditions of N-Acyl-Thioformamides** *Phosphorus, Sulfur Silicon Relat. Elem.* **1997** 120 & 121 245–258
- (9716) Dias L. C. **Chiral Lewis Acid Catalysts in Diels–Alder Cycloadditions: Mechanistic Aspects and Synthetic Applications of Recent Systems** *J. Braz. Chem. Soc.* **1997** 8 289–332  
Keywords: chiral Lewis-acid catalysts
- (9717) Tuulmets A. **Ultrasound and Polar Homogeneous Reactions** *Ultrason. Sonochem.* **1997** 4 189–193
- (9718) Ishihara K., Hattori K., Yamamoto H. **Highly Stereoselective Synthesis of  $\beta$ -Amino Esters via Double Stereodifferentiation** in “*Enantioselective Synthesis of  $\beta$ -Amino Acids*” **1997** 159, Ed. Juaristi E., Pb. Wiley-VCH N.Y.  
Keywords: aza Diels–Alder reactions,  $\beta$ -amino esters
- (9719) Lee W. M., Chan W. H. **Chiral Acetylenic Sulfoxides and Related Compounds in Organic Synthesis** *Top. Curr. Chem.* **1997** 190 103–129  
Keywords: acetylenic sulfoxide, vinyl sulfoxide, acetylenic sulfinate, acetylenic sulfonate, 1-propene-1,3-sultone
- (9720) Cadogan J. I. G., Doyle A. A., Gosney I., Hodgson P. K. G., Thorburn P. **Exerting Face-Stereoselective Shielding: Design of an Enantiomeric Pair of Camphene-Based Oxazolidin-2-Ones for Use As Recyclable Chiral Auxiliaries in Asymmetric Synthesis** *Enantiomer* **1997** 2 81–98  
Keywords: (+)-camphene
- (9721) Tietze L. F., Ketschau G. **Hetero Diels–Alder Reactions in Organic Chemistry** *Top. Curr. Chem.* **1997** 189 1–120
- (9722) Welker M. E., Wright M. W., Stokes H. L., Richardson B. M., Adams T. A., Smalley T. L., Vaughn S. P., Lohr G. J., Liable-Sands L., Rheingold A. L. **Preparation and Exo-Selective [4 + 2] Cycloaddition Reactions of Cobaloxime-Substituted 1,3-Dienes** *Adv. Cycloaddit.* **1997** 4 149–206  
Keywords: *exo(anti)*selectivity
- (9723) Singleton D. A. **Vinylboranes As Diels–Alder Dienophiles** *Adv. Cycloaddit.* **1997** 4 121–148  
Keywords: regiochemistry, stereochemistry
- (9724) Corey E. J. **Studies on Enantioselective Synthesis** in “*Chiral Sep.*” **1997** 37, Eds. Ahuja and Satinder, Pb. Am. Chem. Soc., Washington  
Keywords: enantioselective Diels–Alder reactions
- (9725) Wipf P., Xu W., Takahashi H., Jahn H., Coish P. D. G. **Synthetic Applications of Organozirconocenes** *Pure Appl. Chem.* **1997** 69 639–644  
Keywords: Diels–Alder reaction catalysts, organozirconocenes
- (9726) Fallis A. G. **From Tartrate to Taxoids: a Double, Intramolecular Diels–Alder Strategy** *Pure Appl. Chem.* **1997** 6, 495–500
- (9727) Radl S. **1,2,4-Triazolone-3,5-Diones** *Adv. Heterocycl. Chem.* **1997** 67 119–205  
Keywords: Diels–Alder reactions
- (9728) Bunnage M. E. Nicolaou K. C. **The Oxide Anion Accelerated Retro-Diels–Alder Reaction** *Chem. Eur. J.* **1997** 3 187–192
- (9729) Liu Z. Y., Chu X. J., He L., Xie Y. N., Zhao L. Y. **Natural Products Synthesis by Retro-Diels–Alder Reaction** *Youji Huaxue* **1997** 17 62–65

Keywords: pyrrolizidine alkaloids

- (9730) Schmittel M., Woehrle C., Bohn I. **Radical Cation Initiated Cycloaddition of Electron-Rich Allenes. Evidence for a Stepwise Mechanism.** *Acta Chem. Scand.* **1997** 51 151–157

Keywords: radical cation, stepwise mechanism, electron-rich allenes

- (9731) Ichihara A., Oikawa H. **Biosynthesis of Phytotoxins From *Alternaria Solani*** *Biosci., Biotechnol., Biochem.* **1997** 61 12–18

Keywords: biological Diels–Alder reaction, Diels–Alderase

- (9732) Dinjus E., Fornika R., Scholz M. **Organic Chemistry in Supercritical Fluids in “Chem. Extreme Non-Classical Cond.”** **1997** 219, Eds. Van Eldick R. and Hubbard C., Pb. Wiley, N.Y.

Keywords: Diels–Alder reactions

- (9733) Fukuzumi S. **Catalysis on Electron Transfer and the Mechanistic Insight into Redox Reactions** *Bull. Chem. Soc. Jpn.* **1997** 70 1–28

Keywords: Mg<sup>2+</sup>-catalyzed Diels–Alder reactions, anthracenes, *p*-benzoquinone, photoinduced electron transfer

- (9734) Ott M. A., Noordik J. H. **Long-Range Strategies in the LHASA Program: The Quinone Diels–Alder Transform** *J. Chem. Inf. Comput. Sci.* **1997** 37 98–108

Keywords: computer application, quinone Diels–Alder transformations

- (9735) Frühauf H-W **Metal-Assisted Cycloaddition reactions in Organotransition Metal Chemistry** *Chem. Rev.* **1997** 97 523–596

- (9736) Harmata M. **Intramolecular Cycloaddition Reactions of Allylic Cations** *Tetrahedron* **1997** 53 6235–6280

- (9737) Hultin P. G., Earle M. A. and Sudharshan M. **Synthetic Studies with Carbohydrate-Derived Chiral Auxiliaries** *Tetrahedron* **1997** 53 14823–14870

Keywords: sugar-linked dienes, sugar-linked dienophiles

- (9738) Aversa M. C., Barattucci A., Bonaccorsi P. and Giannetto P. **Chiral Sulfinile-1,3-dienes-Synthesis and Use in Asymmetric Reactions** *Tetrahedron: Asymmetry* **1997** 9 1339–1367

- (9739) Ciobanu M. and Matsumoto K. **Recent Advances in Organic Synthesis under High Pressure** *Liebigs Ann. der Chem.* **1997** 623–635

- (9740) Minuti L. and Taticchi A. **Multiple and High Pressure Diels–Alder Reactions in Seminars in Organic Synthesis 22th Summer Sch “A. Corbella”** **1997** 51, Ed. Trombini, Pb. Soc. Chim. Ital.

Keywords: Lewis acids, stereoselectivity, multiple processes

- (9741) Desimoni G. and Faita G. **Asymmetric Diels–Alder Reactions: A Rapid Growing Field in Organic Synthesis** in *Seminars in Organic Synthesis 22th Summer Sch “A. Corbella”* **1997** 71, Ed. Trombini, Pb. Soc. Chim. Ital.

Keywords: acrylates, acrylamides, fumarates,  $\alpha,\beta$ -unsaturated ketones, vinyl ethers, vinyl sulphoxides, chiral dienophiles, chiral dienes, chiral catalysts polymer-supported chiral Lewis acids

- (9742) Cozzi F. and Molteni V. **Stereoselective Synthesis of Dihydropyrans by Hetero Diels–Alder Reactions** in *Seminars in Organic Synthesis 22th Summer Sch “A. Corbella”* **1997** 95, Ed. Trombini, Pb. Soc. Chim. Ital.

Keywords: carbonyl compounds, chiral dienophiles, chiral dienes, chiral catalysts, intramolecular cycloadditions, chiral Lewis acids



- (9743) Dell C. P. **Cycloaddition in Synthesis** *Contemporary Organic Synthesis* **1997** 4 87  
Keywords: natural products, metal catalyzed, asymmetric reactions, ionic reactions, transannular reactions, tethered reactions, tandem reactions, benzoquinones, quinodimethanes, *hetero*-Diels–Alder reactions

**1996**

- (9601) Kuber F. **Metalloenes as a Source of Fine Chemicals. 2** in “*Appl. Homogeneous Catal. Organomet. Compd.*” **1996** 2 893, Eds. Cornilis B. and Herrmann W. A., Pb. V. C. H., Weinheim  
Keywords: stereoselective Diels–Alder reaction catalysts, Diels–Alder chiral metallocene catalyst review
- (9602) Anwander R. **Rare Earth Metals in Homogeneous Catalysis. 2** “*Appl. Homogeneous Catal. Organomet. Compd.*” **1996** 2 866, Eds. Cornilis B. and Herrmann W. A., Pb. VCH, Weinheim  
Keywords: Diels–Alder reaction catalysts
- (9603) Engberts J. B. F. N., Feringa B. L., Keller E., Otto D. **Lewis-Acid Catalysis of Carbon–Carbon Bond Forming Reactions in Water** *Recl. Trav. Chim. Pays-Bas* **1996** 115 457–464  
Keywords: Lewis-acid catalyzed Diels–Alder reactions, reactions in water
- (9604) Langlois Y., Pouilhes A., Kouklovsky C., Morelli J. F., Haudrechy A., Kobayakawa M., Andre-Berres C., Berranger T., Dirat O. **New Uses of Oxazolines, Oxazoline-N-Oxides and Dioxolanyliums in Asymmetric Synthesis** *Bull. Soc. Chim. Belg.* **1996** 105 639–657  
Keywords: cationic Diels–Alder reaction, asymmetric synthesis, stereoselective Diels–Alder reaction
- (9605) Schildknecht K., Aube J. **Ionic Diels–Alder Chemistry: Contemporary Interpretations of the Gassman Reaction** *Chemtracts: Org. Chem.* **1996** 9 237–241  
Keywords: interpretations of Gassman reaction and ionic Diels–Alder chemistry
- (9606) Trost B. M. **Molecular Gymnastics of Alkynes Orchestrated by Ruthenium Complexes** *Chem. Ber.* **1996** 129 1313–1322  
Keywords: bis-*homo*-Diels–Alder reaction of 1,4-cyclooctadiene
- (9607) Boger D. L. **Azadiene Diels–Alder Reactions: Scope and Applications. Total Synthesis of Natural and Ent-Fredericamycin A** *J. Heterocycl. Chem.* **1996** 33 1519–153.  
Keywords: inverse electron-demand Diels–Alder reactions, N-sulfonyl-1-aza-1,3-butadiene
- (9608) Cativella C., Garcia J. I., Mayoral J. A., Salvatella L. **Modeling of Solvent Effects on the Diels–Alder Reaction** *Chem. Soc. Rev.* **1996** 25 209–218  
Keywords: solvent parameters, quantum chemical calculations, solvent effect
- (9609) Jenkins P. R. **New Synthetic Methods in the Synthesis of Taxoids** *J. Braz. Chem. Soc.* **1996** 7 343–351  
Keywords: terpenes, terpenoids, taxanes
- (9610) Walter C. J., Mackay L. G., Sanders JKM **Can Enzyme Mimics Compete With Catalytic Antibodies?** *NATO ASI Ser., Ser. E* **1996** 320 419–428  
Keywords: Diels–Alder reaction enzyme mimic

- (9611) Thilgen C., Cardullo F., Haldimann R., Isaacs L., Seiler P., Diederich F., Boudon C., Gisselbrecht J. P., Gross M. **Synthesis of Multiple Adducts of C60 With Specific Addition Patterns by Simple and Reversible (Templated) Tether-Directed Remote Functionalization** *Proc. – Electrochem. Soc.* **1996** 96–10 1260–1271  
Keywords: fullerene C60, regiochemistry
- (9612) Nie B., Rotello V. **Reversible Covalent Attachment of Fullerenes to Polymers and Materials** *Proc. – Electrochem. Soc.* **1996** 96–10 1212–1217  
Keywords: Diels–Alder reaction of polymer supported cyclopentadiene with fullerene
- (9613) Whiting A. **Asymmetric Diels–Alder Reactions** in “*Adv. Asymmetric Synth.*” **1996** 126, Ed. Stephenson G. R., Pb. Chapman and Hall, London  
Keywords: applications and future developments
- (9614) Averdung J., Torres-Garcia G., Luftmann H., Schlachter I., Mattay J. **Progress in Fullerene Chemistry: From Exohedral Functionalization to Heterofullerenes.** *Fullerene Sci. Technol.* **1996** 4 633–654  
Keywords: Diels–Alder reaction of exohedral functionalization of fullerenes and preparation of heterocyclic fullerenes
- (9615) Yli-Kauhaluoma J. **Control of Regioselectivity, Diastereoselectivity and Enantioselectivity in the Antibody-Catalyzed Diels–Alder Reaction** *VTT Symp.* **1996** 163 69–74  
Keywords: antibody catalysts for Diels–Alder reactions between 4-carboxybenzyl, *trans*-1,3-butadiene-1-carbamate and N,N-dimethylacrylamide
- (9616) Enders D., Meyer O. **Diastereo- and Enantioselective Diels–Alder Reaction of 2-Amino-1,3-Dienes** *Liebigs Ann.* **1996** 1023–1035
- (9617) Clifford T., Bartle K. **Chemical Reactions in Supercritical Fluids** *Chem. Ind. (London)* **1996** 449–452  
Keywords: Diels–Alder reactions
- (9618) Ruano J. L. G., Carretero J. C., Carreno M. C., Cabrejas L. M. M., Urbano A. **The Sulfinyl Group As a Chiral Inductor in Asymmetric Diels–Alder Reactions** *Pure Appl. Chem.* **1996** 68 925–930
- (9619) Gilchrist T. L., Rocha Gonsalves A. M., Melo TMVD **The Use of 2-Azadienes in the Diels–Alder Reaction** *Pure Appl. Chem.* **1996** 6, 859–862  
Keywords: enamines, enones
- (9620) Mikami K. **Asymmetric Catalysis of Carbonyl-Ene Reactions and Related Carbon–Carbon Bond Forming Reactions** *Pure Appl. Chem.* **1996** 68 639–644  
Keywords: *hetero*-Diels–Alder reactions, asymmetric catalysis
- (9621) Wong HNC **Regiospecific Synthesis of Polysubstituted Furans and Their Application in Organic Synthesis** *Pure Appl. Chem.* **1996** 68 335–344  
Keywords: 3,4-bis(trimethylsilyl)furan
- (9622) Streith J., Defoin A. **Aza Sugar Syntheses and Multi-Step Cascade Rearrangements Via Hetero Diels–Alder Cycloadditions With Nitroso Dienophiles** *Synlett* **1996** 189–200  
Keywords: stereochemistry, nitroso dienophiles
- (9623) Clasby M. C., Craig D., Jaxa-Chamiec A. A., Lai J. Y. Q., Marsh A., Slawin A. M. Z., White A. J. P., Williams D. J. **Vitamin D3 Synthetic Studies. Intramolecular Diels–Alder Approaches to the CD-Ring Fragment.** *Tetrahedron* **1996** 52 4769–4802

Keywords: enantiospecific synthesis, intramolecular Diels–Alder approaches

- (9624) Maynollo J., Kraeutler B. **Diels–Alder Reactions of the [60]Fullerene: From Regularly Functionalized Carbon Spheres to Cyclophanes** *Fullerene Sci. Technol.* **1996** 4 213–226

Keywords: regiochemistry

- (9625) Marko I. E., Evans G. R., Seres P., Chelle I., Janousek Z. **Catalytic, Enantioselective, Inverse Electron-Demand Diels–Alder Reactions of 2-Pyrone Derivatives** *Pure Appl. Chem.* **1996** 68 113–122

Keywords: asymmetric synthesis, stereochemistry, inverse electron-demand Diels–Alder reaction, rare earth metals

- (9626) Ghosez L. **Stereoselective Synthesis With and Without Organometallics** *Pure Appl. Chem.* **1996** 68 15–22

Keywords: 2-azadienes, stereoselectivity, organometallics

- (9627) Laschat S. **Pericyclic Reactions in Biological Systems – Does Nature Know About the Diels–Alder Reaction?** *Angew. Chem., Int. Ed. Engl.* **1996** 35 289–291

- (9628) Fruechtel J. S., Jung G. **Organic Chemistry on Solid Supports** *Angew. Chem., Int. Ed. Engl.* **1996** 35 17–42

Keywords: combinatorial library

- (9629) Winkler J. D. **Tandem Diels–Alder Cycloadditions in Organic Synthesis** *Chem. Rev. (Washington, D. C.)* **1996** 96 167–176

- (9630) Hiroi K. **Transition Metal or Lewis Acid-Catalyzed Asymmetric Reactions With Chiral Organosulfur Functionality** *Rev. Heteroat. Chem.* **1996** 14 21–57

Keywords: *hetero*-Diels–Alder reactions, asymmetric synthesis, chiral organosulfur functionality

## 1995

- (9501) Aso M., Kanematsu K. **Alkenes As Versatile Synthons** *Trends Org. Chem.* **1995** 5 157–169

- (9502) Ito K. **Ene Reactions in Organic Synthesis** *Toyo Daigaku Kogakubu Kenkyu Hokoku* **1996** 31 29–36

Keywords: Lewis-acid catalyzed, *hetero*-Diels–Alder reactions

- (9503) Waldmann H. **Asymmetric Aza-Diels–Alder Reactions** in “*Org. Synth. Highlights II*” **1995** 37, Ed. Waldmann, Pb. VCH Weinheim

Keywords: asymmetric aza-Diels–Alder reactions of acylimines

- (9504) Padwa A. **Application of Diels–Alder Cycloaddition Chemistry for Heterocyclic Synthesis** *Prog. Heterocycl. Chem.* **1995** 7 21–42

- (9505) Casas R., Chen Z., Diaz M., Hanafi N., Ibarzo J., Jimenez J. M., Ortuno R. M. **Some Versatile and Useful Strategies for the Asymmetric Synthesis of Chiral Polyfunctional Carbocyclic Derivatives** *An. Quim.* **1995** 91 42–49

Keywords: Diels–Alder reactions of chiral polyfunctional carbocyclic nucleosides and cyclopropane amino acids

- (9506) Wada E., Yasuoka H., Pei W., Chin U., Kanemasa S. **Lewis Acid-Catalyzed Stereoselective Hetero Diels–Alder Reactions of (E)-1-Phenylsulfonyl-3-Alken-2-Ones With Vinyl Ethers. Synthetically Equivalent to Stereoselective Michael Type**

- Conjugate Additions** *Sogo Rikogaku Kenkyuka Hokoku (Kyushu Daigaku Daigakuin)* **1995** 17 353–359  
Keywords: (E)-1-phenylsulfonyl-3-alken-2-ones with ethers
- (9507) Sauer J. **The Structure-Reactivity Problem in Cycloaddition Reactions to Form Heterocyclic Compounds** *Khim. Geterotsikl. Soedin.* **1995** 1307–1322  
Keywords: structure-reactivity, heterocyclic compounds
- (9508) Veda-Arques J. S., Abarca-Gonzalez B., Medio-Simon M. **Cycloaddition Reactions With Vinyl Heterocycles** *Adv. Heterocycl. Chem.* **1995** 63 339–401  
Keywords: azadienophiles, intramolecular Diels–Alder reactions
- (9509) Brunner H. **Right or Left in Chemistry – Enantioselective Catalysis With Transition Metal Compounds** *Quim. Nova* **1995** 18 603–607  
Keywords: enantioselective *homo*-Diels–Alder reactions
- (9510) Solladie G., Carreno M. C. **Optically Active  $\beta$ -Keto Sulfoxides and Analogs in Asymmetric Synthesis** in “*Organosulfur Chem.*” **1995** 1, Ed. Page P., Pb. Academic, London  
Keywords: sulfoxides as dienophiles, Diels–Alder reactions of sulfinyldienes, asymmetric synthesis and induction
- (9511) Zimmer R., Reissig H. U. **1,2-Azapirylium Ions: Properties and Synthetic Applications** *J. Prakt. Chem. /Chem. -Ztg.* **1995** 337 521–528  
Keywords: 1,2-azapirylium as heterodiene components and alkynes as dienophiles in a Diels–Alder reaction with inverse electron demand as crucial step
- (9512) Kibayashi C., Aoyagi S. **Nitrogenous Natural Products Synthesis Via N-Acylnitroso Diels–Alder Methodology** *Synlett* **1995** 873–879  
Keywords: bicyclic 1,2-oxazinolactams in aqueous media, pyridoxazine nucleus
- (9513) Marko I. E., Evans G. R., Declercq J. P., Tinant B., Feneau-Dupont J. **Asymmetric, Catalytic, Inverse Electron-Demand Diels–Alder Reactions of 3-Carboalkoxy-2-Pyrone Derivatives** *Acros Org. Acta* **1995** 1 63–6
- (9514) Nomura T., Hano Y., Ueda S. **Chemistry and Biosynthesis of Natural Diels–Alder Type Adducts From Moraceous Plants** *Stud. Nat. Prod. Chem.* **1995** 17 451–478  
Keywords: Diels–Alder adduct moraceous plant
- (9515) Frost C. G., Williams **JMJ Catalytic Applications of Transition Metals in Organic Synthesis** *Contemp. Org. Synth.* **1995** 2 65–83  
Keywords: Diels–Alder reaction catalysts
- (9516) Bols M., Skrydstrup T. **Silicon-Tethered Reactions** *Chem. Rev. (Washington, D. C.)* **1995** 95 1253–1277  
Keywords: regio- and stereoselective silicon-tethered Diels–Alder cycloadditions, synthesis of branched sugars and linear and polycyclic hydrocarbons
- (9517) Qiu H., Yu W., Du Z. **Some Applications of the Diels–Alder Reaction in Organosilicon Chemistry** *Appl. Organomet. Chem.* **1995** 9 163–174  
Keywords: siloxanes, silicones
- (9518) Enders D. **SADP and SAEP. Novel Chiral Hydrazine Auxiliaries for Asymmetric Synthesis** *Acros Org. Acta* **1995** 1 35–36  
Keywords: hydrazones
- (9519) Majetich G., Hicks R. **Applications of Microwave-Accelerated Organic Synthesis** *Radiat. Phys. Chem.* **1995** 45 567–579

Keywords: microwave and conventional heating in Diels–Alder reactions

- (9520) Waldmann H. **Amino Acid Esters: Versatile Chiral Auxiliary Groups for the Asymmetric Synthesis of Nitrogen Heterocycles** *Synlett* **1995** 133–141
- (9521) Houk K. N., Gonzalez J., Li Y. **Pericyclic Reaction Transition States: Passions and Punctilios 1935–1995** *Acc. Chem. Res.* **1995** 28 81–90

#### 1994

- (9401) Posner G. H. **Stereocontrolled Synthesis of Functionalized Cyclohexenes Via Diels–Alder Cycloadditions of 2-Pyrones and 2-Pyridones—Applications to Synthesis of Physiologically Active Compounds** in “*Stereocontrolled Org. Synth.*” **1994** 177, Ed. Trost B. M., Pb. Blackwell Oxford  
Keywords: synthesis of functionalized cyclohexenes, pyrones and pyridones
- (9402) Nelson J. H. **Transition Metal-Promoted Intramolecular [4 + 2] Diels–Alder Cycloadditions of Phospholes With Dienophilic Ligands** in “*Phosphorus-31 NMR Spectral Prop. Compd. Charact. Struct. Anal.*” **1994** 203, Ed. Quin L. and Verkade J. G., Pb. VCH N.Y.
- (9403) Sanders JKM **Enzyme Mimics** *Proc. – Indian Acad. Sci., Chem. Sci.* **1994** 106 983–988  
Keywords: enzyme mimics for catalysis of Diels–Alder reaction
- (9404) Mandelbaum A. **Stereochemical Effects in the Retro-Diels–Alder Fragmentation** in “*Appl. Mass Spectrom. Org. Stereochem.*” **1994** 299, Eds. Splitter JS and Turecek F., Pb. VCH N.Y.  
Keywords: retro-Diels–Alder fragmentation occurring in gas-phase, fragmentation in mass spectrometry
- (9405) Kirchoff R. A., Bruza K. J. **Polymers From Benzocyclobutenes** *Adv. Polym. Sci.* **1994** 117 1–66  
Keywords: benzocyclobutene derivatives, precursors, orthoquinodimethanes
- (9406) Streith J., Defoin A. **Hetero Diels–Alder Reactions With Nitroso Dienophiles: Application to the Synthesis of Natural Product Derivatives** *Synthesis* **1994** 1107–1117  
Keywords: chiral dienes, chiral nitroso dienophiles
- (9407) Posner G. H., Anjeh T. E. N., Carry J. C., French A. N. **A New and Efficient Asymmetric Synthesis of an A-Ring Precursor to Physiologically Active 1- $\alpha$ -Hydroxyvitamin D3 Steroids** *Proc. – NOBCChE* **1994** 21 383–389  
Keywords: inverse electron-demand Diels–Alder cycloadditions, (S)-lactate and Lewis acids (–)-Pr(hfc)<sub>3</sub> with benzyl vinyl ether
- (9408) Wakselman C. **Fluoroacrylic Esters and Related Monomers: Preparation and Use As Synthons** *Macromol. Symp.* **1994** 82 77–87  
Keywords: acrylate esters containing F or CF<sub>3</sub> groups, Diels–Alder reactions
- (9409) Nomura T., Hano Y. **Isoprenoid-Substituted Phenolic Compounds of Moraceous Plants** *Nat. Prod. Rep.* **1994** 11 205–218  
Keywords: biosynthesis of mulberry Diels–Alder-type adducts, moraceae
- (9410) Coxon J. M., McDonald D. Q., Steel P. J. **Diastereofacial Selectivity in the Diels–Alder Reaction** *Adv. Detailed React. Mech.* **1994** 3 131–166  
Keywords: 1,3-cyclopentadienes, 1,3-cyclohexadienes, norbornane-fused dienes, chiral dienes and chiral dienophiles, stereoselective, diastereofacial selectivity

- (9411) Moody C. J. **Synthesis of Carbazole Alkaloids** *Synlett* **1994** 681–688  
Keywords: Diels–Alder reactions of pyranoindolones with alkynes
- (9412) Bremner D. H. **Recent Advances in Organic Synthesis Utilizing Ultrasound** *Ultrasound. Sonochem.* **1994** 1 S119–S124  
Keywords: first example of an ultrasonically promoted Diels–Alder reaction
- (9413) Tanaka K. **Stereoface Differentiation in Asymmetric Synthesis Using Chiral 3-Amino-2-Hydroxybornanes** *Rev. Heteroat. Chem.* **1994** 10 173–212  
Keywords: diastereoselective Diels–Alder reaction, heterohelicenes
- (9414) Bonar-Law R. P., Mackay L. G., Walter C. J., Marvaud V., Sanders J. K. M. **Towards Synthetic Enzymes Based on Porphyrins and Steroids** *Pure Appl. Chem.* **1994** 66 803–810  
Keywords: cyclic porphyrin trimer, accelerated Diels–Alder reaction
- (9415) Martin S. F. **Strategies for the Synthesis of Heterocyclic Natural Products** *J. Heterocycl. Chem.* **1994** 31 679–686  
Keywords: intramolecular Diels–Alder reactions
- (9416) Waldmann H. **Asymmetric Hetero Diels–Alder Reactions** *Synthesis* **1994** 535–551
- (9417) Ando K., Takayama H. **Heteroaromatic-Fused 3-Sulfolenes** *Heterocycles* **1994** 37 1417–1439  
Keywords: Diels–Alder reactions with several dienophiles under thermal or high pressure conditions
- (9418) Oh T., Reilly M. **Reagent-Controlled Asymmetric Diels–Alder Reactions. A Review.** *Org. Prep. Proced. Int.* **1994** 26 129–158  
Keywords: chiral Lewis acids, aldehydes, imines
- (9419) Zang D. -L. and Li P. **Enantioselective Catalysis of Diels–Alder Reactions** *Youji Huaxue* **1994** 14 581 (in chinese)  
Keywords: chiral complexes

**1993**

- (9301) Arai Y., Koizumi T. **Chiral Sulfinylethenes As Efficient Dienophiles for Asymmetric Diels–Alder Reactions** *Sulfur Rep.* **1993** 15 41–65  
Keywords: asymmetric synthesis
- (9302) Quinkert G., Del Grosso M. **Progress in the Diels/Alder Reaction Means Progress in Steroid Synthesis** in “*Stereosel. Synth.*” **1993** 109, Ed. Ottow E., Schoellkopf K. and Schultz B. G., Pb. Springer Berlin  
Keywords: cantharidin, (–)-norgestrel
- (9303) Brunner H. **Right or Left—that is the Question—Enantioselective Catalysis with Transition Metal Compounds** in “*Adv. Catal. Des., Proc. Workshop, 2nd.*” **1993** 245, Ed. Graziani M., Rao C. N. R., Pb. World Sci. Singapore  
Keywords: *homo*-Diels–Alder reaction of norbornadiene
- (9304) Kanematsu K. **Molecular Design and Syntheses of Biologically Active Compounds Via Intramolecular Allene Cycloaddition Reaction Strategy** *Rev. Heteroat. Chem.* **1993** 9 231–259  
Keywords: intramolecular Diels–Alder reactions

- (9305) Kohnke F. H., Mathias J. P., Stoddart J. F. **Substrate-Directed Synthesis: the Rapid Assembly of Novel Macropolycyclic Structures Via Stereoregular Diels–Alder Oligomerizations** *Top. Curr. Chem.* **1993** 165 1–69  
Keywords: macropolycyclic structures
- (9306) Hassner A., Fischer B. **New Chemistry of Oxazoles** *Heterocycles* **1993** 35 1441–1465  
Keywords: Diels–Alder reactions of oxazoles with olefins or acetylenes, heterodienophiles
- (9307) Narasaka K., Iwasawa N. **Asymmetric Reactions Promoted by Titanium Reagents** *Org. Synth.: Theory Appl.* **1993** 2 93–112  
Keywords: asymmetric Diels–Alder reactions, chiral titanium reagent
- (9308) Price W. A., Silva A. M. S., Cavaleiro JAS **2-Styrylchromones: Biological Action, Synthesis and Reactivity** *Heterocycles* **1993** 36 2601–2611  
Keywords: reactivity in Diels–Alder reaction
- (9309) Liu H. J., Chew S. Y., Yeh W. L. **Facile Selective Diels–Alder Reactions of Chiral 5,5-Dimethyl-4,6-Methano-2-Methoxycarbonyl-2-Cyclohexenone. Application to the Total Synthesis of Qinghaosu.** *Youji Huaxue* **1993** 13 314–321  
Keywords: (–)- $\beta$ -pinene, asymmetric synthesis
- (9310) Eksterowicz J. E., Houk K. N. **Transition-State Modeling With Empirical Force Fields** *Chem. Rev. (Washington, D. C.)* **1993** 93 2439–2461  
Keywords: Diels–Alder reactions
- (9311) Hilvert D. **Antibody Catalysis of Carbon–Carbon Bond Formation and Cleavage** *Acc. Chem. Res.* **1993** 26 552–558  
Keywords: catalytic antibodies, Diels–Alder reactions and catalysis
- (9312) Li C. J. **Organic Reactions in Aqueous Media – With a Focus on Carbon–Carbon Bond Formation** *Chem. Rev. (Washington, D. C.)* **1993** 93 2023–2035  
Keywords: Diels–Alder reactions
- (9313) Yadav J. S. **Synthesis of Antitumor Agents** *Pure Appl. Chem.* **1993** 65 1349–1356  
Keywords: taxol skeleton, intramolecular Diels–Alder reaction
- (9314) Fallis A. G., Lu Y. F.  **$\pi$ -Facial Diastereoselection in Diels–Alder Cycloadditions and Related Reactions: Understanding Planar Interactions and Establishing Synthetic Potential** *Adv. Cycloaddit.* **1993** 3 1–66  
Keywords:  $\pi$ -facial diastereoselectivity of substituted dienes
- (9315) Winterfeldt E. **Enantiomerically Pure Cyclopentadienes** *Chem. Rev.* **1993** 93 827–843  
Keywords: synthesis of steroid cyclopentadienes, hydrindan dienes and their kinetic resolution
- (9316) Luh T. Y., Wong K. T. **Silyl-Substituted Conjugated Dienes: Versatile Building Blocks of Organic Synthesis** *Synthesis* **1993** 349–370  
Keywords: transition metals
- (9317) Fringuelli F., Minuti L., Pizzo F., Taticchi A. **Reactivity and Selectivity in Lewis Acid-Catalyzed Diels–Alder Reactions of 2-Cyclohexenones** *Acta Chem. Scand.* **1993** 47 255–263  
Keywords: reactivity, regioselectivity, diastereoselectivity, diastereofacial selectivity, Lewis acids

- (9318) Girreser U., Giuffrida D., Kohnke F. H., Mathias J. P., Philp D., Stoddart J. F. **The Structure-Directed Synthesis of Cyclacene and Polyacene Derivatives** *Pure Appl. Chem.* **1993** 65 119–125  
Keywords: stepwise construction, macropolycyclic compounds, bisdienophile, furan, bisdienes
- (9319) Deloux L., Srebnik M. **Asymmetric Boron-Catalyzed Reactions** *Chem. Rev.* **1993** 93 763–784  
Keywords: chiral boron reagents, Diels–Alder reaction, stereoselective
- (9320) Pindur U., Lutz G., Otto C. **Acceleration and Selectivity Enhancement of Diels–Alder Reactions by Special and Catalytic Methods** *Chem. Rev.* **1993** 93 741–761
- (9321) Krohn K. **Chiral 2-Amino-1,3-Butadienes: New Reagents for Asymmetric Cycloadditions** *Angew. Chem. Int. Ed. Engl.* **1993** 32 1582–1586  
Keywords: butadienes (chiral)
- (9322) Kvita V. and Fischer W. **6-Unsubstituierter 2H-Pyran-2-One-Synthese und Reaktivität** *Chimia* **1993** 47 33–18 (in German)

### 1992

- (9201) Fringuelli F., Pizzo F. **Water-Facilitated Organic Reactions** in *Seminars in Organic Synthesis. 17th Summer Sch "A. Corbella"* **1992** 86, Pb. Polo Ed. Chim. Milan  
Keywords: Diels–Alder reactions
- (9202) Smith JG J., Ottenbrite R. M. **Synthesis of Polyimides Utilizing the Diels–Alder Reaction** *Contemp. Top. Polym. Sci.* **1992** 7 83–93
- (9203) Boyd G. V. **Five-Membered Ring Systems: With Oxygen and Nitrogen Atoms** *Prog. Heterocycl. Chem.* **1992** 4 150–167  
Keywords: Diels–Alder reactions of isoxazoles, isoxazolines, isoxazolidines, oxazoles and oxazolines
- (9204) Stipanovic R. D. **Natural Product Biosynthesis Via the Diels–Alder Reaction** *Environ. Sci. Res.* **1992** 44 319–328  
Keywords: naturally occurring Diels–Alder adducts from plants, Diels–Alder adducts from cotton and mulberry
- (9205) Kim B. H., Curran D. P. **Asymmetric Thermal Reactions With Oppolzer's Camphor Sultam** *Tetrahedron* **1992** 49 293–318  
Keywords: Diels–Alder reaction
- (9206) Broekhof NLJM, Hofma J. J., Renes H., Sell C. S. **A New Variant of the Diels–Alder Reaction and Its Use in the Synthesis of Fragrance Materials** *Perfum. Flavor.* **1992** 17 11–12 14  
Keywords: aliphatic aldehydes, perfumes
- (9207) Rao K. R., Bhanumathi N., Nageswar Y. V. D., Srinivasan T. N. **Saccharomyces Cerevisiae in the Catalysis of [4 + 2] Cycloaddition Reaction** *Indian J. Chem., Sect. B* **1992** 31B 937–938  
Keywords: biocatalytic [4 + 2] cycloaddition reactions of cyclopentadiene, 2-vinylpyridine and 2-methyl-3-pyridazinones with various dienophiles, yeast
- (9208) Afarinkia K., Vinader V., Nelson T. D., Posner G. H. **Diels–Alder Cycloadditions of 2-Pyrones and 2-Pyridones** *Tetrahedron* **1992** 48 9111–9171  
Keywords: thiopyrones, thiopyridones



- (9209) Brunner H. **Enantioselective Catalysis With Transition Metal Compounds. Right or Left – This Is the Question** *Adv. Chem. Ser.* **1992** 230 143–152  
Keywords: *homo*-Diels–Alder reaction of norbornadiene
- (9210) Pillai C. N. **Zeolites As Microreaction Vessel** *Indian J. Technol.* **1992** 30 59–63  
Keywords: photochemistry
- (9211) Arai Y., Koizumi T. **Synthesis and Asymmetric Diels–Alder Reactions of Chiral .Alpha.,Beta.-Unsaturated Sulfoxides Bearing a 2-Exo-Hydroxy-10-Bornyl Group As an Efficient Ligand on the Sulfur Center** *Rev. Heteroat. Chem.* **1992** 6 202–217  
Keywords: allenic sulfoxide,  $\alpha$ -sulfinylmaleate,  $\alpha$ -sulfinylmaleimide, asymmetric synthesis, chiral unsaturated sulfoxides
- (9212) Kagan H. B., Riant O. **Catalytic Asymmetric Diels–Alder Reactions** *Chem. Rev.* **1992** 92 1007–1019  
Keywords: asymmetric synthesis
- (9213) Lubineau A., Auge J., Bienayme H., Lubin N., Queneau Y. **Aqueous Cycloadditions Using Glycoorganic Substrates. Stereo- and Physicochemical Aspects** *ACS Symp. Ser.* **1992** 494 147–157  
Keywords: water as solvent, carbohydrates, stereoselectivity
- (9214) Herczegh P., Zsely M., Szilagyi L., Bajza I., Kovacs A., Batta G., Bogнар R. **Inter- and Intramolecular Diels–Alder Reactions of Sugar Derivatives** *ACS Symp. Ser.* **1992** 494 112–130  
Keywords: chiral thiopyrans, intramolecular Diels–Alder reaction, diastereoselectivity, carbohydrates
- (9215) Horton D., Koh D., Takagi Y., Usui T. **Diels–Alder Cycloaddition to Unsaturated Sugars. Stereocontrol As a Function of Structure and Stereochemistry** *ACS Symp. Ser.* **1992** 494 66–80  
Keywords: cycloaddition under thermal conditions, diastereofacial selectivities, Lewis acids
- (9216) Lopez J. C., Lukacs G. **Pyranose-Derived Dienes and Conjugated Enals. Preparation and Diels–Alder Cycloaddition Reactions** *ACS Symp. Ser.* **1992** 494 33–49  
Keywords: carbohydrate, *hetero*-Diels–Alder reactions, stereoselectivity
- (9217) Giuliano R. M. **Cycloaddition Reactions in Carbohydrate Chemistry. An Overview** *ACS Symp. Ser.* **1992** 494 1–23  
Keywords: stereochemistry, applications to the synthesis of natural products
- (9218) Kunz H., Mueller B., Pfrenge W., Rueck K., Staehle W. **Carbohydrates As Chiral Templates in Stereoselective [4 + 2] Cycloaddition Reactions** *ACS Symp. Ser.* **1992** 494 131–146  
Keywords: aza-Diels–Alder reactions, N-glycosyl imines as dienophiles, piperidine
- (9219) Fahnenstich U., Koch K. H., Pollmann M., Scherf U., Wagner M., Wegener S., Muellen K. **Design of Novel Structurally Defined Ladder-Type Polymers** *Makromol. Chem., Macromol. Symp.* **1992** 54/55 465–476  
Keywords: polymeric [2.2]cyclophanes
- (9220) Suckling C. J. **Catalytic Antibodies. A New Window on Protein Chemistry** *Biochem. Soc. Trans.* **1992** 20 216–220  
Keywords: Diels–Alder reaction catalysts

- (9221) Stang P. J. **Alkynyl- and Alkenyl (Phenyl) Iodonium Compounds** *Angew. Chem., Int. Ed. Engl.* **1992** 31 274–285  
Keywords: Diels–Alder reactions
- (9222) Berson J. A. **Discoveries Missed, Discoveries Made: Creativity Influence, and Fame in Chemistry** *Tetrahedron* **1992** 48 3–17  
Keywords: historical background, discovery of Diels–Alder reaction, discovery of orbital symmetry, conservation rule
- (9223) Han G. D. and Wen H. Y. **Chiral Catalysts for Asymmetric Diels–Alder Reactions** *Youji Huaxue* **1992** 12 449 (in Chinese)

**1991**

- (9101) Kuzuya M., Noguchi A. **The Nature of Substituent Effects on Tautomeric Equilibria of 2-Pyridones and Their Reactions** *Trends Org. Chem.* **1991** 2 73–92  
Keywords: chemo- and regiochemistry of Diels–Alder reactions with benzyne, pyridones
- (9102) Suckling C. J., Tedford C. M., Proctor G. R., Khalaf A. I., Bence L. M., Stimson WH **Catalytic Antibodies: A New Window on Protein Chemistry** *Ciba Found. Symp.* **1991** 159 201–210  
Keywords: antibodies that catalyze the Diels–Alder reaction
- (9103) Blackburn G. M., Kingsbury G., Jayaweera S., Burton D. R. **Expanded Transition State Analogs** *Ciba Found. Symp.* **1991** 159 211–226  
Keywords: stable analogs of transition state are used as haptens to elicit antibodies that will catalyze Diels–Alder reaction
- (9104) Hilvert D. **Antibody Catalysis of Carbon–Carbon Bond Formation** *Ciba Found. Symp.* **1991** 159 174–187  
Keywords: transition state used to generate antibodies that catalyze Diels–Alder cycloaddition
- (9105) Stenzenberger H. D. **Thermosetting Polyimides from Bismaleimides via Diels–Alder Reaction** in “*Polyimides Other High-Temp. Polym., Proc. Eur. Tech. Symp., 2nd*” **1991** 215, Eds. Abadie M. J. M. and Sillion B., Pb. Elsevier Amsterdam
- (9106) Kaneko C., Katagiri N., Nomura M., Sato H. **A New Method for the Stereoselective Synthesis of Nucleosides by Means of Sodium Borohydride Mediated Reductive C–C or C–N Bond Cleavage Reaction** *Isr. J. Chem.* **1991** 31 247–259  
Keywords: carbohydrates
- (9107) Suckling C. J. **Molecular Recognition in Applied Enzyme Chemistry** *Experientia* **1991** 47 1139–1148  
Keywords: catalytic antibodies for Diels–Alder reactions
- (9108) Hilvert D. **Antibody-Catalyzed Concerted Chemical Reactions** in “*Biotechnol.: Bridging Res. Appl., Proc. U.S.-Isr. Res. Conf. Adv. Appl. Biotechnol.*” **1991** 413, Ed. Kamely D., Chakrabarty A. M. and Kornguth S. E., Pb. Kluwer Boston
- (9109) Deslongchamps P. **Transannular Diels–Alder Reaction on Macrocycles: a General Strategy for the Synthesis of Polycyclic Compounds** *Aldrichimica Acta* **1991** 24 43–56
- (9110) Grieco P. A. **Organic Chemistry in Unconventional Solvents** *Aldrichimica Acta* **1991** 24 59–66  
Keywords: Diels–Alder reaction

- (9111) Padwa A., Fryxell G. E. **Cyclization and Cycloaddition Reactions of Cyclopropenes** *Adv. Strain Org. Chem.* **1991** 1 117–166  
Keywords: Diels–Alder reaction
- (9112) Togni A., Pastor S. D. **Cooperativity of Chirality in Homogeneous Catalysis: The Gold(I)-Catalyzed Aldol Reaction and the Vanadium(IV)-Catalyzed Hetero-Diels–Alder Cycloaddition** *Chirality* **1991** 3 331–340  
Keywords: hetero-Diels–Alder reaction, cooperativity of chirality, vanadium-catalyzed
- (9113) Schlueter A. D. **Ladder Polymers: the New Generation** *Adv. Mater. (Weinheim, Fed. Repub. Ger.)* **1991** 3 282–291  
Keywords: Diels–Alder reaction
- (9114) Helmchen G., Goeke A., Kreis S., Krotz A Lauer H., Linz G. **Cyclopentanoid Natural Products Via Asymmetric Diels–Alder Reactions** *Stud. Nat. Prod. Chem.* **1991** 8 139–158  
Keywords: non-catalyzed, Lewis-acid-catalyzed, fumarates
- (9115) Waldmann H., Braun M. **Amino Acid Esters As Chiral Auxiliaries in Asymmetric Cycloadditions** *Gazz. Chim. Ital.* **1991** 121 277–284
- (9116) Jansen B. J. M., De Groot A. **The Synthesis of Drimane Sesquiterpenoids** *Nat. Prod. Rep.* **1991** 8 319–337  
Keywords: drimane sesquiterpenes
- (9117) Altenbach H. J. **Chiral Lewis Acids** in “*Org. Synth. Highlights*” **1991** 66, Pb. VCH Weinheim  
Keywords: Diels–Alder reactions
- (9118) Krohn K. **Asymmetric Induction in Diels–Alder Reactions** in “*Org. Synth. Highlights*” **1991** 54, Pb. VCH Weinheim  
Keywords: chiral dienophiles, dienes, retro-Diels–Alder reaction
- (9119) Thomas E. J. **Cytochalasan Synthesis: Macrocycle Formation Via Intramolecular Diels–Alder Reactions** *Acc. Chem. Res.* **1991** 24 229–235
- (9120) Asano T. **Basic Principles and Mechanisms** in “*Org. Synth. High Pressures*” **1991** 7, Eds. Matsumoto K., Acheson R. M., Pb. Wiley N.Y.  
Keywords: Diels–Alder reactions, high pressure
- (9121) Matsumoto K., Toda M., Uchida T. **Diels–Alder Reactions of Heterocyclic Dienes** in “*Org. Synth. High Pressures*” **1991** 287, Eds. Matsumoto K., Acheson R. M., Pb. Wiley N.Y.  
Keywords: furans, pyrroles, thiophenes, phospholes, oxazoles, pyrones, pyridones, oxazinones, high pressure
- (9122) Ibata T. **Diels–Alder Reactions of Acyclic and Alicyclic Dienes** in “*Org. Synth. High Pressures*” **1991** 213, Eds. Matsumoto K., Acheson R. M., Pb. Wiley N.Y.  
Keywords: hetero-Diels–Alder reactions, alkadienes, cycloalkadienes, high pressure
- (9123) Breslow R. **Hydrophobic Effects on Simple Organic Reactions in Water** *Acc. Chem. Res.* **1991** 24 159–164  
Keywords: Diels–Alder reaction
- (9124) Vallee Y., Ripoll J. L. **Synthesis of Thioaldehydes, Thioketones and Thioketenes by Flash-Vacuum Thermolysis** *Phosphorus, Sulfur Silicon Relat. Elem.* **1991** 59 415–418

Keywords: retro-Diels–Alder reaction under flash vacuum thermolysis conditions

- (9125) Narasaka K. **Chiral Lewis Acids in Catalytic Asymmetric Reactions** *Synthesis* **1991** 1–11  
Keywords: stereoselectivity
- (9126) Dolbier WR J. r. **Cycloadditions of Fluoroallene and 1,1-Difluoroallene** *Acc. Chem. Res.* **1991** 24 63–69  
Keywords: Diels–Alder, facial selectivity
- (9127) Waldmann H. **LiClO<sub>4</sub> in Ether – an Unusual Solvent** *Angew. Chem. Int. Ed. Engl.* **1991** 30 1306–1308  
Keywords: Diels–Alder reaction
- (9128) Frei H. **Chemistry with Red and Near Infrared Light** *Chimia* **1991** 45 175–190  
Keywords: singlet-oxygen, photochemistry, furans

### 1990

- (9001) Marcelis A. T. M., van der Plas H. C. **Diels–Alder Reactions of Diazines and Pyridines** *Trends Heterocycl. Chem.* **1990** 1 111–123
- (9002) Maat L. **Novel Thebainelike Morphinandienes and Their Diels–Alder Adducts** *NIDA Res. Monogr.* **1990** 96 35–49
- (9003) Suckling C. J. **Catalytic Antibodies – Catalysts from Scratch** in “*Oppor. Biotransform.*”, [Pap. Conf.] **1990** 36 Ed. Copping L. G., Pb. Elsevier London
- (9004) Dannenberg J. J. **The Molecular Orbital Modeling of Free Radical and Diels–Alder Reactions** *Adv. Mol. Model.* **1990** 2 1–63  
Keywords: semiempirical MO methods (MNDO and AM1)
- (9005) Golebiowski A., Jurczak J. **Total Synthesis of Lincomycin and Related Chemistry** in “*Recent Prog. Chem. Synth. Antibiot.*” **1990** 365, Eds. Lukacs G. and Ohno M., Pb. Springer Berlin  
Keywords: furan compounds, *hetero*-Diels–Alder reactions
- (9006) Thomas G. J. **Synthesis of Anthracyclines Related to Daunomycin** in “*Recent Prog. Chem. Synth. Antibiot.*” **1990** 467, Eds. Lukacs G. and Ohno M., Pb. Springer Berlin  
Keywords: Diels–Alder reactions
- (9007) Fringuelli F., Taticchi A., Wenkert E. **Diels–Alder Reactions of Cycloalkenones in Organic Synthesis. A Review.** *Org. Prep. Proced. Int.* **1990** 22 131–165
- (9008) Fringuelli F., Taticchi A. **Dienes in the Diels–Alder Reaction, 1990**, Pb. Wiley N.Y.
- (9009) Smith M. B. **N-Dienyl Amides and Lactams. Preparation and Diels–Alder Reactivity** *Org. Prep. Proced. Int.* **1990** 22 315–397
- (9010) Roush W. R. **Stereochemical and Synthetic Studies of the Intramolecular Diels–Alder Reaction** *Adv. Cycloaddit.* **1990** 2 91–146  
Keywords: trienes
- (9011) Takeshita H., Mori A., Tian G. R. **Carbon–Carbon Double Bond Formation by Means of High-Pressure Cycloaddition-Retro-Diels–Alder Reaction Between 2,3-Bis(Methoxycarbonyl)-7-Oxanorbornadiene and Dienes** *Yuki Gosei Kagaku Kyo-kaishi* **1990** 48 132–143
- (9012) Jung M. E. **Substituent and Solvent Effects in Intramolecular Diels–Alder Reactions** *Synlett* **1990** 186–190

Keywords: kinetics of Diels–Alder reaction

- (9013) Okamura W. H., Curtin M. L. **Pericyclization of Vinylallenes in Organic Synthesis: on the Intramolecular Diels–Alder Reaction** *Synlett* 1990 1–9

Keywords: vinylallenes

- (9014) Tietze L. F. **Domino-Reactions: the Tandem-Knoevenagel-Hetero-Diels–Alder Reaction and Its Application in Natural Product Synthesis** *J. Heterocycl. Chem.* 1990 27 47–69

- (9015) Barluenga J., Joglar J., Gonzales F. J. and Fustero S. **Electronically Neutral 2-Aza-1,3-Dienes: Are They Useful Intermediates in Organic Synthesis?** *Synlett* 1990 129–138

Keywords: diazasemibullvalene, pyridines, azaphosphorines

## 7.2 KEYWORD INDEX (CHAPTER 7)

<i>Ab initio</i> methods (see also theory, MO calculation, quantum chemical)	9704	Anthracenes	9733
Acetylenic sulfoxides (chiral)	9719	Anthracyclines	9824, 9006
Acetylene dicarboxylate	9921	Antibodies	9615, 9610, 9311, 9220, 9108, 9107, 9104, 9103, 9102, 9003
Acrolein	9904	Anti-tumor compounds	9824, 9313
Acrylamides	9741	Aqueous medium (see also water)	9829, 9828, 9710, 9512, 9312
Acrylate esters containing F or CF <sub>3</sub>	9408	Aromatic compounds	0002, 9816
Acrylates	9741	Asymmetry (see also catalysis, enantioselectivity)	0021, 9924, 9910, 9909, 9902, 9834, 9833, 9810, 9743, 9741, 9738, 9709, 9630, 9625, 9620, 9618, 9613, 9604, 9520, 9518, 9513, 9510, 9503, 9420, 9418, 9416, 9321, 9309, 9307, 9301, 9223, 9212, 9211, 9118, 9114
Acylimines	9503	Aza Diels–Alder reaction	9818, 9814, 9718, 9520, 9503, 9218, 9115, 9001
Acylnitroso (dienophiles, derivated)	9830, 9512	Azadienes	0013, 0006, 9934, 9813, 9626, 9619, 9607, 9015
Aldehydes	9901, 9418, 9206	Azaphosphorines	9015
Aldimines	9902	Azapyrilium ions (dienes)	9511
Alkadienes	0007, 9923, 9122	Azasugar	9622
Alkenes	0002	Azo compounds	0002, 9934
Alkenyl (phenyl) iodonium	9221	Azodienophiles	9508
Alkynes	9630, 9511		
Alkynyl (phenyl) iodonium	9221		
Allenes	9730, 9501, 9304, 9211, 9013		
Allylic cations	9736		
<i>Alternaria solani</i>	9731		
Amides	9009		
Aminoesters	9830, 9718, 9520, 9115		
Aminodienes	9616, 9321		
Aminophosphine-phosphinites	9811		
Amphiphilic gels	9921		
Anionic clays	9932		

- |   |  |   |  |
|---|--|---|--|
| Base catalyzed Diels–Alder reactions                                | 9936   | Chiral Lewis acids (see also asymmetry, enantioselectivity, lanthanide, transition metal) | 0012, 0008, 9927, 9924, 9910, 9903, 9902, 9741, 9716, 9709   |
| Bassard diene   | 9115   | Chirality (transient)   | 9930   |
| Benzene(s)  | 9711, 9702   | Clay(s)   | 0005, 9932   |
| Benzocyclobutenes   | 9405   | Clerodane diterpenoids  | 0003   |
| Benzofurandiones  | 9931   | Cobaloxime-substituted 1,3-dienes   | 9722   |
| Benzoquinones   | 9743, 9733, 9630   | Combinatorial synthesis   | 9824, 9628   |
| Benzyne   | 9101   | Computer applications   | 9734   |
| Biological Diels–Alder reaction                                     | 0022, 9731, 9701, 9627   | Concave reagents  | 9808   |
| Biomolecules  | 0004   | Consecutive   | 9631   |
| Biopolymer(s)   | 9918   | Cooperativity of chirality  | 9112   |
| Biosynthesis  | 9819, 9701, 9514, 9409, 9204   | Cotton  | 9204   |
| Bis-dienes  | 9318   | Cyclacenes  | 9318   |
| Bis-dienophiles   | 9318   | Cycloalkadienes   | 0002, 9711, 9410, 9401, 9315, 9122   |
| Bis- <i>homo</i> -Diels–Alder reaction                              | 9606   | Cycloalkenones  | 9707, 9317, 9309, 9007   |
| Bis-oxazoline (copper complexes)                                    | 0008, 9903   | Cyclohexatriene   | 9711   |
| Bornanes  | 9413   | Cyclophanes   | 9219   |
| Boronates   | 0026   | Cyclopropane amino acids (synthesis)  | 9505   |
| Boron catalysts (chiral)  | 9319   | Cyclopropenes   | 9111   |
| Butadienes  | 9932, 9923, 9321   | Cycloreversion (see also retro Diels–Alder reaction)                                      | 9702   |
| <hr/>   |  | Cytochalasan  | 9119   |
| Camphor derivatives   | 9837, 9720, 9205   | <hr/>   |  |
| Cantharidin   | 9302   | Daunomycin  | 9006   |
| Carbazole(s)  | 0006, 9705, 9411   | Decalin(s)  | 0003   |
| Carbo Diels–Alder reaction  | 0101, 9903, 9838   | Diastereofacial selectivity (see also facial selectivity)                                 | 9413, 9410, 9314   |
| Carboalkoxy-2-pyrones   | 9513   | Diastereoselectivity (see also diastereofacial, stereoselectivity)                        | 9317, 9214   |
| Carbocyclic derivatives   | 9505   | Diazasemibullvalene   | 9015   |
| Carbohydrates   | 9820, 9737, 9218, 9217, 9216, 9215, 9214, 9213, 9106                                     | Diazines  | 9001   |
| Carbonyl compounds (see also aldehydes, cycloalkenones, ketones)    | 0017, 9742, 9620, 9505   | Diels–Alderase  | 9918, 9731, 9701   |
| Carbonyl ylides   | 9835   | Dien-dienophiles  | 9708   |
| Cascade   | 9631, 9622   | Dienes  | 0030, 0025, 0010, 0007, 9911, 9817, 9742, 9741, 9738, 9737, 9722, 9712, 9630, 9616, 9511, 9410, 9406, 9316, 9315, 9314, 9216, 9121, 9118, 9008 |
| Catalysis (see also Lewis acids, metal-catalyzed, transition metal) | 0029, 0023, 0019, 0017, 0016, 9932, 9910, 9909, 9908, 9905, 9901, 9811, 9515, 9320, 9212 |   |  |
| Cationic clays  | 9932   |   |  |
| Cationic Diels–Alder reaction                                       | 9604   |   |  |
| Cationic radical(s)   | 9805   |   |  |

Dienophiles	0031, 9804, 9742, 9741, 9737, 9705, 9410, 9406, 9306, 9218, 9118	Furan(s)	9911, 9712, 9621, 9318, 9128, 9121, 9106, 9005
Difluoroallene	9126		
Dioxoindoles	9705	Gas-phase	9707, 9404
Dioxolanyliums	9833, 9604	Glycosyl imines	9218
Discovery of Diels–Alder reaction	9222	Glyoxylates	9817
Discovery of orbital symmetry conservation rule	9222		
Diterpenes	0003	<i>Hetero</i> -Diels–Alder	0101, 0017, 0008, 9936, 9935, 9934, 9922, 9913, 9907, 9901, 9835, 9834, 9831, 9830, 9828, 9817, 9743, 9721, 9710, 9704, 9630, 9622, 9620, 9511, 9506, 9502, 9416, 9406, 9216, 9122, 9112, 9014, 9005
Domino	0033, 0024, 9835, 9014	Heterobimetallic complexes	9905, 9908
Drimane sesquiterpenes	9116	Heterocyclic compounds	0011, 9931, 9507, 9504
		Heterodienes (see also dienes)	9511, 9121
Electron-transfer	9733	Heterodienophiles (see also dienophiles)	9306
Enamines	9619	Heterofullerenes (see also fullerene)	9614
Enantioselectivity (see also asymmetry)	0012, 9901, 9811, 9724, 9623, 9616, 9509, 9419, 9303	Heterogeneous catalysts	9801
Ene reactions	9502	Heterohelicenes	9413
Enones (see also cycloalkenones)	0009, 9618	High pressure	0018, 9907, 9823, 9740, 9739, 9417, 9122, 9121, 9120, 9011
Environment	0001, 0016	Historical background	9222
Enzymic reactions	9919, 9610, 9414, 9403, 9107	<i>Homo</i> -Diels–Alder reaction	9509, 9303, 9209
Epoxyarenes	9713	Homogeneous catalysis	0009, 9801, 9717
Epoxydecalin(s)	9911	Hydrazines	9518
Ethyl glyoxylate	9922	Hydrazones	9518
<i>Exo</i> – <i>endo</i> (see also diastereoselectivity)	9722, 9317, 9214	Hydrindan dienes	9315
Extrusion (Diels–Alder)	9203	Hydrophobicity	9123
Facial selectivity (see also diastereofacial)	9916, 9413, 9410, 9314, 9215, 9126	Imines	9934, 9902, 9917, 9418
Flavonoids	9919, 9409	Iminium cations	9934
Fluoroacyl esters	9408	Inclusion reaction	0001
Fluoroallene(s)	9126	Indole(s)	9912, 9705
FMO theory	9938, 9704	Indolone	9706
Force fields	9310		
Formylphosphonic acid derivatives	9917		
Fragmentation in mass spectrometry	9404		
Fragrance materials	9206		
Fullerene(s)	0001, 9803, 9714, 9624, 9614, 9612, 9611		
Fumarates	9741, 9114		

Indium, indium trichloride	0019, 0029	Manzamine alkaloids	9825
Intramolecular Diels–Alder reactions	9933, 9926, 9911, 9834, 9831, 9825, 9742, 9736, 9726, 9712, 9623, 9508, 9415, 9402, 9313, 9304, 9214, 9013, 9012, 9010	Mechanism	9938, 9730, 9120
Inverse electron-demand reactions	9912, 9813, 9706, 9625, 9607, 9513, 9511, 9407	Metal-catalyzed	9817, 9808, 9743, 9735, 9708
Iodonium compounds	9221	Metalloenes	9601
Ionic Diels–Alder reaction	9805, 9743	Mg(II)-catalyzed	9733
Ionic liquids	0027, 9915	Microwave irradiation	9803, 9519
Ionic solvents	9821	MO calculation	9916, 9004
Isoindolones	0011	Montmorillonite	0005
Isoprenoids	9409	Moraceous plants	9514, 9409
Isothiocyanates	0002	Morphinadienes	9002
Isoxazoles	9203	Mulberry tree	9810, 9409, 9204
Isoxazolidines	9203	Multifunctional catalysis	9908, 9905
Isoxazolines	9203	Multi-step	9622
<hr/>		<hr/>	
Kaolinite	0005	Natural Diels–Alder adducts	9514, 9204
Ketones (see also carbonyl compounds, cycloalkenones)	9901, 9907, 9741	Natural products synthesis	0033, 0032, 0025, 0024, 0014, 9926, 9819, 9743
Kinetics	0102, 9012, 9821		9729, 9415, 9406, 9217, 9014
<hr/>		Nitriles	9934
Lactams	9808	Nitroalkenes	9631
Lactate(s)	9707	Nitronates	9835, 9631
Lactones	9928	Nitrones	9835
Ladder polymers	9713, 9113	Nitroso compounds	9934, 9830, 9622, 9406
Lanthanide(s) (see also rare earth compounds)	9927, 9920, 9814	Norbornadiene	9303, 9209
Laser-induced	9806	Norbornenes	9806, 9410
Lewis-acids (see also chiral Lewis acids, transition metal(s), lanthanides)	0101, 9924, 9834, 9818, 9807, 9742, 9740, 9603, 9506, 9502, 9418, 9407, 9215, 9125, 9117, 9114	Norgestrel (–)	9302
Lincomycin	9005	Nothapodytine B	9813
Lithium perchlorate	9127	Nucleosides	9505, 9106
<hr/>		<hr/>	
Macrocyclic bis-dienes	9708	Oligomerizations (Diels–Alder)	9305
Macrocyclic structures	9708, 9318, 9305, 9119, 9109	Oligomers	9702
Maleimides (bis)	9105	Oppolzer's camphor sultam (see also camphor derivatives)	9205
		Organometallics	9626
		Organosilicon	9517
		Organosulfur	9630
		Organozirconocenes	9725
		Orthoquinodimethanes	9504
		Oxabutadienes	9831
		Oxanorbornadiene(s)	9011
		Oxazinolactams	9512
		Oxazinones	9121
		Oxazoles	9306, 9203



Oxazolidinones	9720	Quantum chemical	
Oxazolines	9837, 9833, 9604, 9203	calculations (see also	
Oxazolones	9935	theory, MO calculation,	
Oxide anion(s)	9728	<i>ab initio</i> methods)	9608
<hr/>		Quinghaosu	9309
Pentaammineosmium(II)	9809	Quinodimethanes	9834, 9743
Perfumes	9206	Quinone methides	9834
Pericyclic reactions	9906, 9815, 9627, 9521	Quinones	9734
Pericyclization	9013	<hr/>	
Phenolic compounds	9409	Radical cation(s)	9730
Phenylsulfonylalkenones	9506	Rare earth compounds	9927, 9920, 9814,
Phospholes	9402, 9121	(see also lanthanides)	9625, 9602
Photochemistry	0001, 9210, 9128	Reactivity	9907, 9317
Photocyclization	9816	Regiochemistry	9937, 9931, 9723, 9707, 9624, 9621, 9516, 9317, 9101
Photoinduced electron		Retro Diels–Alder	0011, 9930, 9822,
transfer	0001, 9733	reaction (see also	9806, 9804, 9802,
Phytotoxins	9701	cycloreversion)	9729, 9728, 9710, 9707, 9404, 9124, 9011
Pinene[(-)β]	9309	Rubber silicone Diels–	
Piperidines	9218	Alder reactions	9517
Polyacenes	9318	Ruthenium complexes	9606
Polycyclic hydrocarbons	9816, 9516	<hr/>	
Polycyclics	9109	Saccharomyces	9207
Polyenes	0010	Salt effects	0102
Polyimides	9202, 9105	Scratch	9003
Polymers (see also ladder	9922, 9405, 9219,	Semiconductor surfaces	0002
polymers)	9113, 9105	Sequential	9631
Polymer-supported Lewis		Sesquiterpenoids	9116
acid	9741	Seven-membered rings	9928
Porphyrins	0022, 9414	Silicones	9517
Pr(hfc) <sub>3</sub> (-)	9407	Silicon-tethered	9516
Pressure (see also high		Siloxanes	9517
pressure)	9120	Silsesquioxanes	0009
Pyranoindolones	9410	Silyl derivatives	9316
Pyranonaphthoquinone		Singlet-oxygen	9128
antibiotics	0004	Solid phase synthesis	9925, 9628
Pyranones	9216	Solvent effect(s)	0032, 9814, 9608, 9110, 9012
Pyridazinones	9207	Stepwise mechanism (see	
Pyridines	9015, 9001	also mechanism)	9730
Pyridones	9401, 9208, 9121, 9101	Stereoelectronic effects	0007
Pyridoxazine	9512	Steroids	9407, 9315, 9302
Pyrones	9937, 9828, 9713, 9703, 9625, 9513, 9401, 9322, 9208, 9121	Stereoselectivity	0003, 9907, 9938, 9930, 9928, 9923, 9913, 9821, 9820, 9817, 9808, 9807, 9802, 9740, 9626,
Pyrroles	0022, 9809, 9121		
Pyrrolizidine alkaloids	9729		

	9604, 9601, 9516, 9506, 9413, 9319, 9216, 9213, 9125
Steric effects	0007
Structure-reactivity	9507
Styrylchromones	9308
Substituent effects	9608, 9012
Sugar(s)	9737, 9516, 9215, 9214
Sulfinyl derivatives	9738, 9618, 9510, 9301, 9211
Sulfolenes	9417
Sulfonyl derivatives	9707, 9506
Sulfoxides	9913, 9719, 9510, 9211
Sulfur compounds	9614
Supercritical fluids	9731, 9617

Tandem	9834, 9827, 9743, 9631, 9629, 9014
Tartrate	9726
Taxanes	9726, 9609
Taxoids	9726, 9609, 9313
Terpenes	9609
Tether controlled	9926, 9834, 9743, 9516
Thebaines	9002
Theory (see also mechanism, quantum, MO calculation)	0028, 9938, 9826, 9704
Thermal	9417, 9215, 9205
Thioaldehydes	9124
Thioformamides	9715
Thiophene(s)	9914
Thiopyrans	9214
Thiopyridones	9208
Thiopyrones	9208
Titanium compounds	9420, 9401, 9307
Transannular Diels–Alder reaction	9743, 9109
Transition metal(s) (see also Lewis-acids)	0012, 9924, 9515, 9509, 9402, 9316
Transition state	9704, 9521, 9310
Triazolinediones	9727
Trienes	9010

Ultrasounds	9717, 9412
Uncatalyzed reactions	9114
Unconventional solvents	9110
Unsaturated compounds	0002

Vacuum thermolysis conditions	9124
Vanadium catalyst	9112
Vinylallene(s)	9013
Vinylborane(s)	9723
Vinylether(s)	9741
Vinylpyridines	9207
Vinylpyrrole(s)	9809
Vinylsulphoxides(s)	9741
Vitamin D-3	9623, 9407

Water (see also aqueous medium)	0101, 0020, 0016, 0015, 9836, 9829, 9828, 9710, 9603, 9213, 9201, 9123
------------------------------------	---

Yeast	9207
-------	------

Zeolites	9812, 9210
----------	------------

# Index

This index does not include Chapter 7. Page references followed by ‘t’ refers to tables.

- L-abrine 266  
acetals 70, 71, 187, 189, 192  
(E)-1-acetoxybutadiene 208  
4-acetoxy-2-cyclopenten-1-one 104, 105,  
220, 221, 223  
acetoxymaleic anhydride 38  
2-acetoxypyran-2-one 235  
acetyl chloride 165  
acetylene *see* ethyne  
acrolein 24, 115, 144, 266  
acrylates 145, 266, 267, 278  
acrylonitrile 44, 170, 228, 252, 279  
3-acryloyl-1,3-oxazolidin-2-one 116  
N-acryloyl oxazolidones 133, 190  
(R)-O-acryloylpantolactone 146  
1-aclynaphthalenes 197  
acyl-1,3-oxazolidin-2-ones 118  
2-acyloxyacroleins 86  
aklavinone 207  
Alder’s rule 14  
aldol condensation 268  
alkaloids 9, 60, 62  
    cinchona 190, 191t  
    pyrrolophenanthridine 272, 294  
alkenes, exocyclic 90  
alkylcyclohexenones 5  
5-alkylidene-1,3-dioxane-4,6-dione 166, 196  
N-alkyl maleimides 253, 254t  
alkynes 32  
N-allylic enamides 191, 200  
alumina 115, 133, 143, 146, 147, 161, 162,  
194, 195  
aluminum trichloride 5, 23, 99, 104  
aluminum trisphenoxide 138  
 $\alpha$ -amino acids 107  
*o*-aminobenzylalcohols 67  
*tert*-aminodienylesters 88  
2-aminofurans 272  
2-aminomethylbutadienes 32  
anthracene 99, 157, 168, 193, 287  
    maleic anhydride and 160, 163  
anthracene-9-carbinol 252, 253, 254t  
1-(2H)-anthracenone 219  
anthrone 7, 8  
arylethenes 219, 223  
arynes 70, 87  
    *see also* benzyne  
arysugacin 88  
asymmetric Diels–Alder reactions 83, 112,  
117, 132, 240, 244, 266  
    catalyzed 137, 145, 146, 186t, 296  
    enantioselection 117  
    heterocycles and 73  
    tetrahydrocarbazoles and 64  
aza-Diels–Alder reactions 132, 137, 187,  
262, 271, 290, 293  
azacyclophane CP66 173  
azadienes 66, 67, 154, 264  
azadirachtin 75  
azanaphthoquinones 155  
azulene quinones 229, 238  
  
benzaldehyde 6, 167, 185  
benzanilides 211  
1-benzenesulfonyl-2-  
    trimethylsilylacetylene 37  
benzo[*c*]furans (isobenzofurans) 41  
1,4-benzodioxanes 83  
1,4-benzoquinone 34, 56, 80, 144, 206  
    2-vinylthiophene and 58  
    anthracene and 99, 157  
    1,3-butadiene and 29  
    cyclopentadiene and 287  
    isoprene and 189  
    phenanthrene-1, 4-diones and 50  
*p*-benzoquinone *see* 1,4-benzoquinone

- o*-benzoquinones 89  
 4-benzothiopyranone 106  
 benzylamine 149, 261  
*N*-benzylideneaniline 264  
 benzyl isocyanide 149  
*N*-benzyl-*N*-methallyl acrylamide 191  
 $\alpha$ -benzyloxyacetaldehyde 123  
 5-benzyloxymethylcyclopentadiene 112, 116  
 benzyl vinyl ether 146, 235  
 benzyne 55, 56  
     *see also* arynes  
 bicyclicspirolactone 209  
 1,1'-binaphthalene 64  
 2,3-bis(bromomethyl)benzo[b]thiophene 46  
 2,3-bis(chloromethyl)thiophene 46  
 bisdialine 64  
 bismuth(III) chloride 136  
 bismuth(III) triflate 294  
 bis(oxazoline) 132  
 bisphenylendiol 199  
 bis-*o*-quinodimethanes 47  
 bis-silanes, allylic 122  
 1,2-bis(triphenylphosphino)ethane 126  
 boron halides 36, 114  
 boron trifluoride 99, 106  
 bovine serum albumin (BSA) 180  
 bromoacrolein 133  
 2-bromo-2-cycloalkenones 130  
 bromo furylethers 8  
 3-bromo-indan-1-ones 56  
 bromoindanone 53  
 3-bromo-2-pyrone 41  
*N*-bromosuccinimide 53  
 buckminsterfullerene (C60) 45, 228  
 butadiene 32, 118, 257  
 1,3-butadiene 33, 100, 102, 148, 229, 287  
     cycloalkenones and 23  
     ethene and 5, 12, 29  
     methylsubstituted 185, 252, 261  
*n*-butyl acrylate 178, 288  
*t*-butylglyoxylate 215  
*N*-butylmaleimide 177  
*t*-butyl methyl ether (TBME) 167  
  
 C-2 vinyl glicals 49  
 $\beta$ -cadinene 102  
 camphor 73  
 camphorsulfonic acid (CSA) 224, 270, 271  
 carbazoles 59, 60, 62, 63  
 4-carbethoxy-*trans*-1,3-butadiene-1-carbamate 184  
 (E)-1-carboalkoybutadienes 208  
 carbodienophiles, cycloadditions with 208–213  
 carbodiimides 9  
 carbon Diels–Alder reactions 29–66, 79, 100–121  
 2-carboxyethylnorbornadiene 20t  
 3-carbomethoxy-2-pyrone 126  
 catalysis 126, 144, 172, 185–190, 281, 284  
     antibody 183–185, 261–267  
     micellar 176–179, 198  
     proteins and enzyme 180–183  
 catalysts 114–122, 126, 128, 223, 279  
 catechols 182  
 cetyltrimethylammonium bromide 176, 177, 178, 179, 282  
 chaparrinone 255, 256  
 2-chloro-tropone 226  
*para*-chlorophenol 276–278  
 chlorothricolide 1, 78, 211  
 citraconic anhydride 231, 274  
 1,3-Claisen rearrangements 295  
 clays 143, 144, 195  
 cobalt catalysts 126, 128  
 compactin 76, 123  
 condensation reactions 34, 251, 268  
 Cope elimination 63  
 copper didodecyl sulfate 177  
 Corey lactone 112  
 (+/–)-criptopleurine 291  
*N*-crotonyl oxazolidinone 133  
 crotonaldehyde 115  
 18-crown-6 ether 47  
 [12]-cyclacene 218  
 cycloadditions 24, 99, 100–106, 205, 268  
 cycloalkenones 23, 91, 109  
     cycloadditions of 100–106  
      $\alpha,\beta$ -unsaturated 209, 271  
 cyclodextrins 170  
 cyclohex-1-ene-1,6-dicarbaldehydes 40  
 cyclohexadiene 37–40, 144, 148, 164, 223–225

- 1,3-cyclohexadiene 9, 88, 128, 223, 253, 287  
cyclohexanones 30  
cyclohexene 29, 119, 276  
cyclohexenediols 36  
2-cyclohexen-1-one 211, 224  
cyclooct-2-en-1-ones 102  
1,4-cyclopentadien-1-ol 226  
cyclopentadiene 37–40, 146, 149t, 154, 169, 189, 262, 292  
  aldehydes and 71, 108, 118, 121, 135  
  N-alkyl maleimides and 253  
  *p*-benzoquinone and 287  
  N-benzyl-N-methylallyl acrylamide and 191  
  catalysts and 109, 148  
  citraconic anhydride and 274  
  diethyl fumarate and 173, 285  
  dimethyl maleate and 279  
  ethyl acrylate and 170  
  glyoxylic acid and 185, 265  
  maleic anhydride and 14, 164  
  methacrolein and 147  
  methyl acrylate and 117, 147, 178, 255, 280, 282, 283t, 286  
  methylbenzoquinone and 269  
  methyl vinyl ketone and 144, 156, 170, 252  
  nonyl acrylate and 179  
  phenyl vinyl sulfide and 10  
  2-propen-1-ones and 177  
  quinones and 176  
  reactions in supercritical CO<sub>2</sub> 288  
  unsaturated esters and 194  
cyclopentadienone 105, 220, 223, 276  
4-cyclopentene-1,3-dione 164  
2-cyclopentenone 210, 224, 226  
cycloreversion 41, 269  
  
Danishefsky's diene 51, 123, 167, 187, 210, 223, 264, 293  
decalines 76, 196  
dehydro aspidospermidine 40  
5,6-dehydro-4H-1,3-thiazine 131  
deltacyclenes 127  
3-deoxy-D-manno-2-octulosonic acid 258  
11-deoxyanthracyclines 207  
12-deoxyphorbol acetate 233  
Dess-Martin periodinane reagent 74  
2,6-di-*tert*-butylpyridine 120  
3,5-di-*tert*-butyl-*o*-benzoquinone 83  
diastereofacial selectivity 101, 102, 104  
diastereoisomers 207  
(*S,S*)-diazaluminolidine 116  
dibenzofurans 59  
dibenzothiophenes 59  
dibromo-*o*-quinodimethane 218  
dichloroisopropoxytitanium(IV) 119  
dichloromethane 109, 113, 149, 157, 168, 189, 192, 230, 267  
dicyanoacetylene 229  
1,1-dicyanoethylenes 213  
didehydrohomoiceane 128  
Diels–Alder reactions  
  of acylnitroso compounds 172t  
  in aqueous medium 251–267  
  base-catalyzed 190  
  biocatalyst-promoted 180–185  
  catalyzed 144, 185–190, 261–267  
  cationic 128–130  
  consecutive 2, 20, 21  
  diastereoselective 199, 244, 255t  
  domino 2, 20, 198  
  enantioselective 135, 289  
  high pressure 205–249, 267  
  inorganic solid-surface-promoted 143–149  
  ionic 5–10, 192, 200, 295  
  Lewis acid catalyzed 99–142  
  micelle-promoted 174–179  
  microwave-assisted 158–163, 195, 196  
  in molecular cavities 170–173  
  multiple 20–22  
  in non-aqueous polar systems 268–281  
  normal 122–123  
  pericyclic 4–5, 12  
  photo-induced 163–169  
  radical 5–10  
  regioselectivity of 12, 22, 23–24, 148, 175, 176, 198, 288t  
  repetitive 245  
  retro 15–18, 35, 261, 290  
  stereoselectivity 24–25  
  of surfactant reagents 174–176  
  tandem 20, 21  
  thermal 5, 29–98, 162, 176, 214  
  ultrasound-assisted 154–158, 195

- Diels–Alder reactions (*contd*)  
 uncatalyzed 252–261  
 using resin-anchored reagents 149–153
- Diels–Alderase* 181, 184
- dienes 2, 3, 15, 16, 25, 148  
 across-ring 64–66  
 acyclic 36, 102  
 heterocyclic 40–42, 110–112  
 inner-outer ring 49–64, 219–223  
 inner-ring 191, 223–236  
 open chain 29–37, 191, 208–217  
 outer-ring 43–48, 217–219  
 stereochemistry of substituents 24  
 sulfinyl groups and 112–114  
 surfactant 176  
 tropones as 226–229  
 unsymmetric 10, 23
- dienophiles 3–4, 5, 8, 12, 15, 44, 67, 101  
 acetylenic 43, 49, 57  
 carbonyl-containing 109, 115  
 heterocyclic 106–108  
 imino 137  
 olefinic 43  
 reactions with dienes 191  
 reactivity of neutral 9  
 stereochemistry of 25  
 sulfinyl groups and 112–114  
 surfactant 176  
 unsymmetric 10, 23
- 4,4-diethoxybut-2-ynal 40
- diethylaluminum chloride 126
- diethyl fumarate 170, 173, 285
- diethyl maleate 285
- N, N-diethyltryptamine-N-oxide 63
- 1,2-difluoro-1-chlorovinylphenylsulfone  
 196
- dihydrocannivonine 262
- 9,10-dihydrofulvalene 80
- dihdropyranes 123, 124
- dihdropyranones 37
- 4-dihdropyranones 122, 123
- dihdropyrans 122
- 3,4-dihydro-2H-pyrans 242
- dihdropyridines 239
- dihdropyridinones 240
- dihydro-4-pyridones 187
- dihdropyrones 90
- dihydrothiopyrans 123
- 3,4-dihydrovinyl-naphthalenes 53, 221
- dihydrovinylphenanthrenes 55, 221
- diiodosamarium 110
- diisopropylethylamine 224
- 2,2-dimethoxyethylacrylate 128
- 2,5-dimethoxythiophene 230
- dimethylacetylenedicarboxylate 32, 34, 40,  
 49, 50, 111, 127, 159
- N,N-dimethylacylamide 184
- dimethylaluminum selenide 71
- dimethylamine 69, 79
- dimethylaminobutadiene 31
- 1-dimethylamino-3-methyl-1-azadiene 156
- 1-dimethylamino-4-methyl-1-azadiene 155
- 2,5-dimethylbenzoquinone 275
- 1,3-dimethyl-1,3-butadiene 262
- (E)-1,3-dimethylbutadiene 258
- 2,3-dimethylbutadiene 72, 107, 108, 115,  
 177, 273
- 2,3-dimethyl-1,3-butadiene 101, 160, 212,  
 213, 223, 253, 254t
- (E,E)-1,4-dimethylbutadiene 107
- dimethylcyclobutane 102
- dimethylcyclopropane 102
- 2,3-dimethylene-2,3-dihydrothiophene 43
- dimethyl formamide 191
- dimethyl fumarate 8, 32, 43, 44, 99
- dimethylmaleate 32, 44, 279
- 2,3-dimethyl-5-oxocyclopent-1-ene-1-  
 carboxylate 210
- dimethyltetrahydroindenone 223
- $\alpha,\alpha'$ -dioxothiones 68
- dipyridyltetrazine 81
- diterpenes 154, 212, 232
- divinylbenzene 115
- divinyl-naphthalenes 52
- dodecane sulfonates 177
- dodecyl maltoside 174
- dodecyl sulfates 177
- electrogenerated acid (EGA) 192
- electron-withdrawing groups 34, 71
- enaminoketones 69, 240
- enantioselection 117, 135, 243, 289
- endo* adducts 171, 174, 177, 184, 190, 191,  
 208, 209

- endo* diastereoselectivity 36, 117  
*endo* selectivity 74, 83, 192, 228, 266, 276  
*endo/exo* diastereoselectivity 15, 178, 179, 236, 280, 288  
enoleters 124, 126, 237  
4-epi-pinguisone 211  
epibatidine 90, 238  
(+/-)-epilupinine 291  
1,4-epoxycadinane 112  
(+)-erysotrine 244  
ethane 284  
ethene 4, 5, 12, 29, 62  
1-ethoxy-2-carbomethoxyacetylene 37  
ethyl acetylenedicarboxylate 260  
ethyl acrylate 32, 170, 279, 285  
ethylene 29, 284  
ethylene glycol 278  
N-ethylmaleimide 184, 252, 253, 254t  
ethyl-4-methyl-3,5-hexadienoate 255  
ethylpropiolate 34  
ethylvinylether 208  
ethyne 172, 227  
ethynyltributyltin 68, 91  
*exo* addition 14, 63, 145  
*exo* adducts 15, 40, 174, 184, 228, 276  
  
facial stereoselectivity 49, 73, 83, 292  
Feringa-butenolide 74  
ferrocenium hexafluorophosphate 114  
flavones 85, 89  
fluoboric acid 187  
5-fluoronaphthoquinone 34  
fluorophenols 33  
FMO theory 12, 15, 22, 23, 24, 57  
formaldehyde 261  
Friedel-Crafts reactions 279  
fullerene [C60] 36, 84, 87, 168, 224, 241  
    condensed aromatics and 193, 200  
    derivatization of 35, 67  
    *o*-quinodimethanes and 46, 47  
fumaric acid 149  
fumaronitrile 8  
functional groups, protection of 252  
furan 57, 113, 148, 170, 252, 269  
furanamide 272  
furanones 40  
furans 40, 58, 89, 112, 229–234, 267  
furfuryl fumarates 239  
furylaldehydes 149, 151  
  
glucopyranosil-1, 3-pentadiene 260  
D-glucose 7, 37  
D-glyceraldehyde 292  
2-glycosylamino pyridines 17  
glyoxal 158, 258  
glyoxylic acid 185, 258, 264, 265, 294  
graphite 160, 161, 196  
Grub's ruthenium initiator 152  
guanidinium chloride 252, 253  
  
helicenebisquinones 219  
helicenes 55, 56  
hematoporphyrin 163, 169  
*hetero*-Diels-Alder reactions 34, 66–73, 83, 122–126, 158  
    asymmetric 131, 133, 238  
    with heterodienophiles 213–214  
    intermolecular 240  
    intramolecular 79, 82, 171, 292  
    in supercritical CO<sub>2</sub> 287  
heterocycles 57, 72, 82, 149, 213  
heterodienes 66–70  
heterodienophiles 66, 70–73, 213–217  
hexadecyltrimethylammonium bromide 282  
*trans, trans*-2,4-hexadiene 9  
high-speed vibration milling (HSVM) 193  
HOMO 22, 29, 57, 62, 67, 107  
*homo*-Diels-Alder reactions 18–20, 126–128  
homobarrelenones 226, 227  
hydrindanones 101  
hydrobenzosuberone 76, 101  
hydrofluorenones 104  
hydrophenanthrenones 212  
hydroxamic acid 257  
5-hydroxynaphthoquinone 155, 164  
3-hydroxy-2-pyrone 190, 191t, 278, 293  
3-hydroxytanshinone 195  
*o*-hydroxythiophthalimides 68  
2-hydroxytropone 226  
1-hydroxyvitamin D3 235

- iceane 81  
imino Diels–Alder reactions 134, 270  
5-iminopyrazoles 159  
indanone 53, 227  
inden-1-one 53, 56, 221  
indeno[c]phenanthrenones 53  
indium trichloride 134, 266, 293  
indole 44, 63, 164  
indolquinolines 9  
intermolecular Diels–Alder reactions 1, 3,  
116, 205, 240, 278  
aqueous 290  
Lewis acid catalysis 128  
intramolecular Diels–Alder reactions 1, 3, 8,  
74–83  
of amino acid-derivative trienes 149  
of furans 170, 197, 232  
of furfuryl fumarates 239  
high pressure 233  
immonium ion based 291  
microwave-assisted 163  
of polyenones 270  
tandem photooxidation 196  
of *trans*-cycloalkenones 91  
inverse electron-demand Diels–Alder  
reactions 3, 4, 23, 123–125, 126, 208  
heterocycles and 68  
intermolecular 216  
Lewis acid catalyzed 109  
2-pyrones and 234  
iodine 191  
ionic liquids 278–281  
iron(III) 2-ethylhexaonate 124  
isomerization 14, 107, 279  
isooctane 282  
isoprene 6, 104, 108, 115, 187, 287, 288  
but-3-en-2-one and 279  
catalysts and 118  
dimethyl acetylenedicarboxylate and 274  
4-isopropyl-2-cyclohexenone 102  
maleic anhydride and 286  
Nafion-H and 189  
quinidine-5,8-dione and 106  
zeolites and 148, 194  
4-isopropyl-2-cyclohexenone 102  
isoquinoline-5, 8-dione 106  
isoquinolines 70, 106, 197  
jatrofolone A and B 232  
Jencks postulate 184  
(+/-)-julandine 291  
K-10 montmorillonite 143, 144, 145, 146,  
161  
ketals 271, 274  
ketodeoxyheptulosonic acid 259  
ketones 63, 109, 271, 274  
lactams 191, 200  
lactones 45, 271  
lanthanide shift reagent-catalysis 126  
lanthanide triflates 108, 109, 110, 251, 262,  
264, 293  
Lawesson's reagent 69  
Lewis acid catalysts 37, 206, 209, 214, 268,  
288  
alkoxybutadienes and 73  
*exo-endo* diastereoselectivity 15  
high pressure and 205  
norbornene derivatives and 38  
olefinic acetals and 199  
quinone-mono-ketals 212  
surfactant combined 176, 177  
zeolites and 148, 194  
Lewis acids 23, 24, 99–142, 191, 230  
coupling photolysis 167  
in ionic liquids 279–281  
Lanthanide triflates 293  
(-)-menthol-aluminum 147  
water-tolerant 251  
lithium chloride 252, 253  
lithium perchlorate 113, 295, 296  
lithium perchlorate–diethyl ether  
(LP–DE) 268–273, 294  
lithium perchlorate–nitromethane  
273–274, 295  
lithium trifluoromethanesulfonimide  
274–276, 296  
LUMO 22, 23, 24, 36, 107  
(+/-)-lupinine 291  
2,6-lutidine 74, 123  
macrocycles 217, 242  
maleic acid 149  
maleic anhydride 80, 145, 151, 164, 224, 243



- anthracene and 99, 157, 160, 163
- C-2 vinyl glycol and 49
- 1, 3-cyclohexadiene and 287
- cyclopentadiene and 14, 164
- furan and 230, 231, 252
- isoprene and 286, 288
- 2-methoxy-1,3-butadiene and 117
- norborene and 18
- polycycles synthesis 43, 81
- tropone and 226
- 2-vinylthiophene and 58
- maleimide 116, 117, 230
- maleonitrile 8
- malic acid 258
- Mannich conditions 290
- menthylacrylate 38, 145
- l*-menthylallyl-ether 38
- metal ions, influence of 265
- methacrolein 133, 147, 259
- 3-methylcyclohexenone 90
- methanol 8, 104, 155, 255
- p*-methoxybenzaldehyde 123
- 1-methoxybutadiene 208, 214, 215
- 1-methoxy-1,3-butadiene 104, 214, 238, 245
- 2-methoxy-1,3-butadiene 116, 117
- methoxy carbonyl maleic anhydride 231
- methoxy cyclohexadiene 180
- 6-methoxy-2,4-dihydro-1-vinylnaphthalene 53
- 2-methoxy-4-isopropyl-tropone 226
- 2-methoxy-6-isopropyl-tropone 226
- S-(+)-2-methoxymethyl pyrrolidine 30
- 2-methoxy-3-thiophenylbutadiene 12
- 1-methoxy-3-trialkylsilyloxy-1, 3-butadienes 215
- methoxytrimethylsilane 6, 128, 129
- 2-methoxytropone 226
- methyl acrylate 8, 32, 43, 44, 235, 287
  - cyclopentadiene and 117, 147, 178, 255, 280, 282, 283t, 286
  - ionic liquids and 280
  - 2-pyrone and 235
  - sulfinyldiene and 113
  - zeolites and 148
- methylalumoxane 134
- methylamine hydrochloride 264
- methyl-5-aminofuroate 86
- 9-methylantracene 168
- 2-methylbenzaldehyde 166, 196
- methylbenzoquinone 269
- 2-methyl-1,4-benzoquinone 164
- methyl *cis*-dihydrojasmonate 38
- 2-methyl furan 73
- 3-methyl-furfuryl alcohol 182
- methylglyoxylate 72, 158
- N-methylmaleimide 7, 276
- methyl methacrylate 123
- methyl-*trans*-4-methoxy-2-oxo-3-butenolate 216
- methyl palustrate 243
- 2-methyl-1,3-pentadiene 158
- 4-methyl-6-phenyl-5, 6-dihydro-2H-pyran 6
- methylpropiolate 117
- methyl propynoate 62
- 1-methyl-2-(1H)-pyridones 245
- methylrhodium trioxide 266
- methyl tanshinonate 195
- 4-methyl-1,2,3-triazine 126
- methyl vinyl ketone 144, 156, 170, 255, 266
  - cyclopentadiene and 252
  - 2-methoxy-3-thiophenylbutadiene 12
- mevinolin 123
- micelles 283
- Michael reactions 7, 268
- microemulsion 281–283
- MMX force field calculations 62
- monosaccharides 214
- morpholinoacrylonitrile 197
  
- nafion-H 189
- naphthalenes 110, 212
- naphthanilides 211
- naphthols 41
- 1,4-naphthoquinone 161, 180, 195, 224
- cis*-3-neopentoxisobornyl acrylate 145
- nickel catalysts 127
- nickel-cyclooctadiene 18, 19t, 20t
- niobium 132
- nitroalchenes,  $\alpha,\beta$ -unsaturated 274
- nitroalkenes 30, 159
- nitrobenzene 162
- nitrocyclohexanones 30
- nitrogen heterocycles 72, 149
- nitromethane 114, 273–274, 295

- nitrostyrene 51, 237, 273  
 norbornadiene 18, 37, 126, 127, 291  
 norbornanes 37  
 norbornene 38, 119, 226  
 norbornenones 37  
 normal electron-demand Diels–Alder reactions 3, 4, 23, 29, 69, 234  
  
 (+/–)-occidentolol 17  
 octahydrobenzazepinones 152  
 octalones 101  
 orthoesters, ketals of 271  
 7-oxabicyclo[2.2.1]heptadiene 227  
 7-oxabicyclo[2.2.1]heptene 40  
 1-oxadecalones 90  
 1-oxa[4.4.4]propella-5, 7-diene 224  
 oxasilacyclopentanes 89  
 oxazaborinane 118  
 1,2-oxazines 257  
 oxazaborolidinone 147  
 (E)-4-oxobutenoate 124  
 oxoaminoketones 69  
 2-oxopropyl acrylate 6, 128  
  
 $\pi$ -face-selectivity 40, 224  
 $\pi$ - $\pi$  donor–acceptor interactions 121, 185  
 palasonin 231  
 palitaxel 231  
 pentacene 193  
 (E)-2,4-pentadienyl ammonium chloride 289  
 pentahelicenes 65  
 pentamethylcyclopentadiene 10  
 perfluorooctanonitrile 213  
 phenanthrene-1,4-diones 50  
 1,4-phenanthrenequinones 239  
 phenanthridinone 134  
 phenols 32, 182, 281  
*N*-phenyl maleimide 43, 44, 144–145  
 phenylacetylene 168  
 (E)-1-phenyl-1,3-butadienes 213  
*cis*-1-phenyl-1-cyclohexene 25  
 phenylglyoxal 264  
 (2R)-*N*-(phenylglyoxyloyl)bornane-10, 2-sultam 238  
*N*-phenylmaleimide 80, 195, 226, 236, 245, 276  
 1-oxa[4.4.4]propella-5, 7-diene and 224  
  
 Lewis acid catalysis 73  
   methyl palustrate and 243  
   microwave-assisted reactions 161  
 phenylnitrocyclohexenes 51  
 phenylsulfinylselenylchloride 72  
 (E)-1-phenylsulfonyl-3-alken-2-ones 133  
*N*-phenylsulfonylindole-3-carbaldehyde 63  
 phenyltriazolinedione 73, 80  
 4-phenyl-1,2,4-triazoline-3,5-dione 287  
 4-phenyl-4-trifluoromethyl-2-cyclohexen-1-one 51, 223  
 1-phenyl-4-vinylpyrazole 58  
 1-phenyl-5-vinylpyrazole 58  
 phorbols 233, 234  
 2-piperidinobutadienes 106  
 piperylene 24, 275  
 (E)-piperylene 101, 104, 106, 107, 209, 212  
 polycyclic cage compounds 80  
 polymers 232, 284  
 porphyrin 170  
 (S)-prolinol 133  
 propane 284, 286, 287  
 2-propanol 282  
 2-propen-1-ones 177  
 2,3-di-*n*-propylbutadiene 36  
 prosolanapyrone 181, 199  
 prostaticin 233  
 pumiliotoxin 171, 257  
 pyranes, synthesis of 123–125  
 4-pyranones 122  
 2H-pyran-2-ones 161, 195  
 pyrano-[4,3-*b*]-pyrrole 44  
 pyridazines, 3,5-disubstituted 91  
 pyridines 68, 79, 123  
 pyridones 91, 234–236  
 pyrimidones 91  
 2-pyrone 41, 234, 235, 236, 239  
 pyrones 90, 122–123, 126–128, 181, 199, 234  
 pyrrole 2, 3-quinodimethane 44  
 pyruvaldehyde 258, 264  
 pyruvic acid 258  
  
 quassinoids 255  
*o*-quinodimethanes 43, 46, 47, 218  
 quinoline 134  
 quinoline-5, 8-dione 106

- quinolizidine 291  
quinone 33, 88, 109, 176  
*o*-quinone 154, 155, 182, 195  
quinone-mono-ketals 212, 241
- rare earth metals 108  
reaction medium, choice of 251  
reactivity-selectivity principle 99  
rearrangements, sigmatropic 268  
regiochemistry 10–12  
regioselectivity 36, 42, 72, 99
- $\sigma$  bonds 5, 15, 18, 23  
*Salvia miltiorrhiza* 154, 195  
scandium triflate 108–110, 120, 293  
scandium(III) perfluorooctanesulfonate 134  
secohexaprismane 81  
selenides, allyl alkenyl 85  
selenoaldehydes 71, 85  
selenoketones 85  
self-Diels–Alder reactions 148  
sesquiterpenes 77, 210  
[1, 3]-sigmatropic hydrogen shifts 159  
silica gel 115, 133, 143, 146, 147, 161  
siloles 234  
2-siloxybutadiene 107  
*o*-silylenol ethers 136  
silyloxydienes 151, 194  
silylthioaldehydes 70  
silyl triflate 151, 194  
sodium dodecyl sulfate 174, 177, 178, 282  
solanapyrones 181, 199  
solvents 207, 252, 278, 284, 286  
sonochemical effect 156, 195  
stereochemistry 12–15  
stereoselectivity, of cycloadditions 99  
steroids 53, 212  
styrene 49–51, 88, 219, 276  
sugar allyltins 240  
sulfonimides,  $\alpha,\beta$ -unsaturated 239  
sulfanylacrylate 113  
sulfolenes, thermolysis of 44  
*N*-sulphinylphosphoramidates 136  
sultones,  $\alpha,\beta$ -unsaturated 88  
supercritical fluids 284–289, 296  
swainsonine 171, 257  
tanshindiol B 195  
tantalum 132  
tellurides 85  
telluroaldehydes 85  
temporary metal connection strategy 193  
terpenoids, bioactive 135  
tetra-*n*-butylammonium fluoride 16  
tetracene 193  
tetrachlorocyclopropene 32  
tetrachlorothiophene dioxide 184  
tetracyanoethylene 80  
tetrafluorobenzene 229  
tetrahydrobenzofurans 57  
tetrahydrocarbazoles 63, 64  
tetrahydrofuran 7, 8, 16, 115, 168, 255, 260  
tetrahydropyridines 237, 239, 264  
tetrahydrothiopyrans 79  
tetramethylbisdialine 65  
tetraphenylporphyrin 163, 169  
1-thiabuta-1,3-diene 133  
1,3,5-thiadiazines 67  
thieno-*o*-quinodimethanes 46  
thioaldehydes 71  
thioazadienes 67  
thiochromanones 69  
thioketones 123  
thiones 68  
thiophene 40, 57, 229–234  
(*E*)-2-thiophenylbutadiene 90  
thiopyrans 69, 123  
*o*-thioquinones 68  
D-threoninals 245  
*p*-toluene-sulfonic acid 211  
*p*-toluensulphonylisocyanate 72  
tosylimine 72  
transition metal catalysts 18, 114–115, 126, 127, 128, 137  
trehalose 260  
2-trimethylsilyloxy-1,3-butadiene 211  
trialkylamines 281  
triazines 70, 126, 237  
tricarbonyl (tropone) iron 213  
triethylamine 7, 8, 36, 56, 164  
triflic acid 6, 151, 185, 186  
trifluoroacetic acid 149, 151, 270, 271  
1-trifluoro-3,4-dihydronaphthalene 223  
1,1,1-trifluoroethanol 255

- trifluoromethanesulfonic acid *see* triflic acid  
trifluoromethyl diethylphthalate 34  
 $\alpha$ -trifluoromethyl styrene 51, 223  
trifluoromethylethylbenzoate 34  
trimethylaluminum 117  
trimethyl orthoformate 151  
*cis*-1,2,6-trimethylpiperidine 120  
1-(trimethylsiloxy)-1, 3-butadiene 154  
trimethylsilylimines 67  
3-(trimethylsilyl)propynoates 88  
trimethylsilyltriflate 6, 115, 128  
1,3,3-trimethyl-2-vinylcyclohexene 244  
tris-(*p*-bromophenyl)aminium  
    hexachloroantimonate 9, 157  
tris-(trimethylsilyl)silane 8  
tropolone 226  
tropone 32, 213, 226–229  
(+/-)-turmerone 17  
tyrosinase 182, 183t  
(S)-tyrosine 133
- Ugi reaction 149
- vinylallenes 90
- vinylbenzofurans 57, 59, 60  
vinylbenzo[b]thiophenes 60  
vinylboranes 36  
vinylcyclohexene 148, 154, 155  
vinylethers 68, 124, 126, 133, 264  
vinylfurans 56, 57, 58  
vinylindole 60, 62, 63, 64, 87  
vinylnaphthalenes 49–54, 219, 220  
vinylloxocarbenium ions 188, 199  
3-vinylphenanthrene 52  
vinylpyrazoles 58, 159  
1-vinylpyrene 52  
vinylthioethers 264  
vinylthiophenes 56, 58
- water 197, 282, 284, 285  
Wittig reaction 63  
Woodward-Hoffmann rules 24
- ytterbium catalysts 126
- zeolites 143, 146, 147–148, 194  
zinc chloride 223  
zinc didodecyl sulfate 177