

OVERVIEW One of the great achievements of classical geometry was to obtain formulas for the areas and volumes of triangles, spheres, and cones. In this chapter we study a method to calculate the areas and volumes of these and other more general shapes. The method we develop, called *integration*, is a tool for calculating much more than areas and volumes. The *integral* has many applications in statistics, economics, the sciences, and engineering. It allows us to calculate quantities ranging from probabilities and averages to energy consumption and the forces against a dam's floodgates.

The idea behind integration is that we can effectively compute many quantities by breaking them into small pieces, and then summing the contributions from each small part. We develop the theory of the integral in the setting of area, where it most clearly reveals its nature. We begin with examples involving finite sums. These lead naturally to the question of what happens when more and more terms are summed. Passing to the limit, as the number of terms goes to infinity, then gives an integral. While integration and differentiation are closely connected, we will not see the roles of the derivative and antiderivative emerge until Section 5.4. The nature of their connection, contained in the Fundamental Theorem of Calculus, is one of the most important ideas in calculus.

5.1

Estimating with Finite Sums

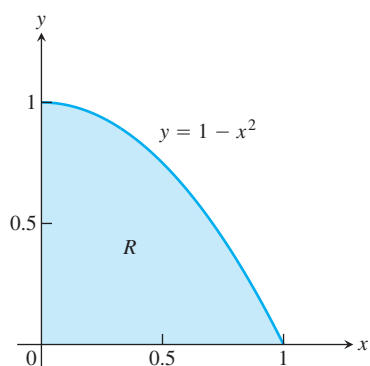


FIGURE 5.1 The area of the region R cannot be found by a simple geometry formula (Example 1).

This section shows how area, average values, and the distance traveled by an object over time can all be approximated by finite sums. Finite sums are the basis for defining the integral in Section 5.3.

Area

The area of a region with a curved boundary can be approximated by summing the areas of a collection of rectangles. Using more rectangles can increase the accuracy of the approximation.

EXAMPLE 1 Approximating Area

What is the area of the shaded region R that lies above the x -axis, below the graph of $y = 1 - x^2$, and between the vertical lines $x = 0$ and $x = 1$? (See Figure 5.1.) An architect might want to know this area to calculate the weight of a custom window with a shape described by R . Unfortunately, there is no simple geometric formula for calculating the areas of shapes having curved boundaries like the region R .

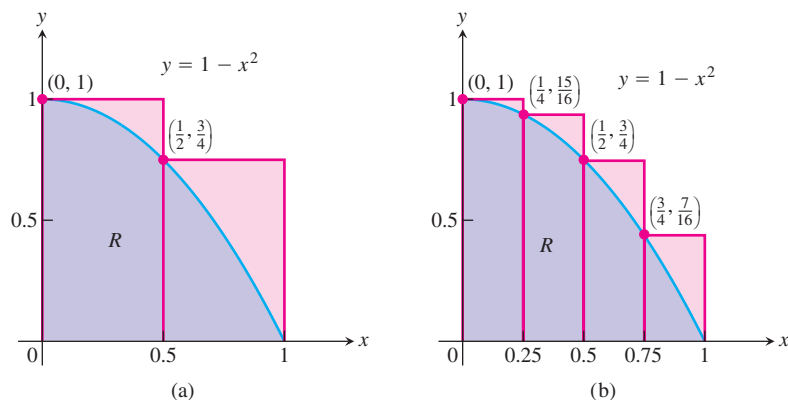


FIGURE 5.2 (a) We get an upper estimate of the area of R by using two rectangles containing R . (b) Four rectangles give a better upper estimate. Both estimates overshoot the true value for the area.

While we do not yet have a method for determining the exact area of R , we can approximate it in a simple way. Figure 5.2a shows two rectangles that together contain the region R . Each rectangle has width $1/2$ and they have heights 1 and $3/4$, moving from left to right. The height of each rectangle is the maximum value of the function f , obtained by evaluating f at the left endpoint of the subinterval of $[0, 1]$ forming the base of the rectangle. The total area of the two rectangles approximates the area A of the region R ,

$$A \approx 1 \cdot \frac{1}{2} + \frac{3}{4} \cdot \frac{1}{2} = \frac{7}{8} = 0.875.$$

This estimate is larger than the true area A , since the two rectangles contain R . We say that 0.875 is an **upper sum** because it is obtained by taking the height of each rectangle as the maximum (uppermost) value of $f(x)$ for x a point in the base interval of the rectangle. In Figure 5.2b, we improve our estimate by using four thinner rectangles, each of width $1/4$, which taken together contain the region R . These four rectangles give the approximation

$$A \approx 1 \cdot \frac{1}{4} + \frac{15}{16} \cdot \frac{1}{4} + \frac{3}{4} \cdot \frac{1}{4} + \frac{7}{16} \cdot \frac{1}{4} = \frac{25}{32} = 0.78125,$$

which is still greater than A since the four rectangles contain R .

Suppose instead we use four rectangles contained *inside* the region R to estimate the area, as in Figure 5.3a. Each rectangle has width $1/4$ as before, but the rectangles are shorter and lie entirely beneath the graph of f . The function $f(x) = 1 - x^2$ is decreasing on $[0, 1]$, so the height of each of these rectangles is given by the value of f at the right endpoint of the subinterval forming its base. The fourth rectangle has zero height and therefore contributes no area. Summing these rectangles with heights equal to the minimum value of $f(x)$ for x a point in each base subinterval, gives a **lower sum** approximation to the area,

$$A \approx \frac{15}{16} \cdot \frac{1}{4} + \frac{3}{4} \cdot \frac{1}{4} + \frac{7}{16} \cdot \frac{1}{4} + 0 \cdot \frac{1}{4} = \frac{17}{32} = 0.53125.$$

This estimate is smaller than the area A since the rectangles all lie inside of the region R . The true value of A lies somewhere between these lower and upper sums:

$$0.53125 < A < 0.78125.$$

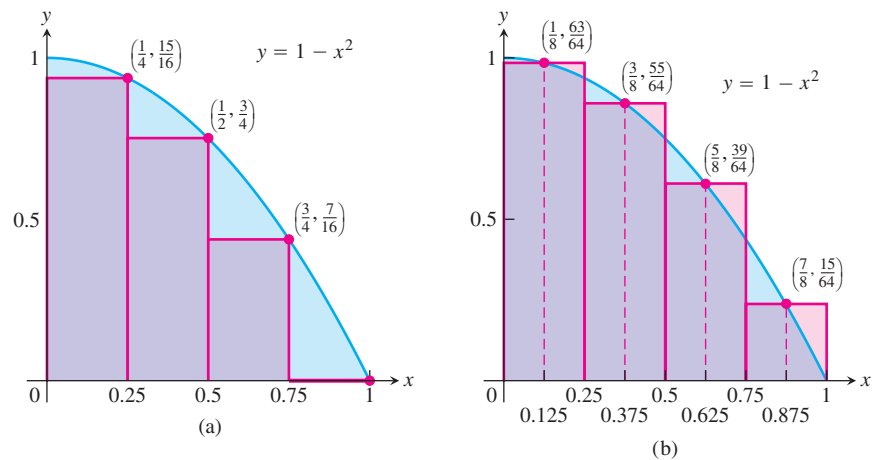


FIGURE 5.3 (a) Rectangles contained in R give an estimate for the area that undershoots the true value. (b) The midpoint rule uses rectangles whose height is the value of $y = f(x)$ at the midpoints of their bases.

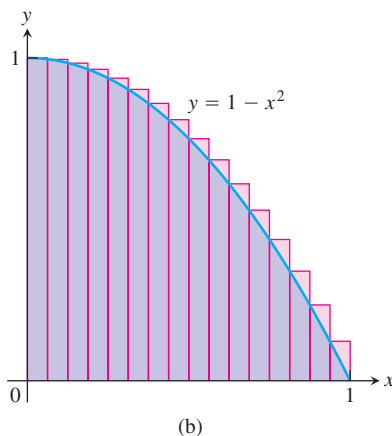
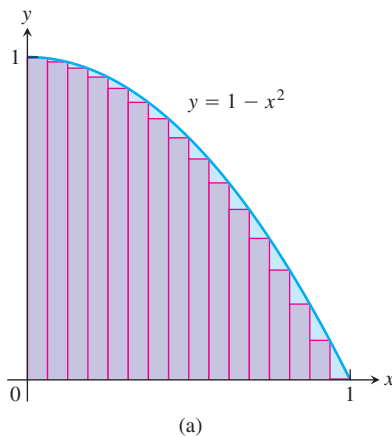


FIGURE 5.4 (a) A lower sum using 16 rectangles of equal width $\Delta x = 1/16$. (b) An upper sum using 16 rectangles.

By considering both lower and upper sum approximations we get not only estimates for the area, but also a bound on the size of the possible error in these estimates since the true value of the area lies somewhere between them. Here the error cannot be greater than the difference $0.78125 - 0.53125 = 0.25$.

Yet another estimate can be obtained by using rectangles whose heights are the values of f at the midpoints of their bases (Figure 5.3b). This method of estimation is called the **midpoint rule** for approximating the area. The midpoint rule gives an estimate that is between a lower sum and an upper sum, but it is not clear whether it overestimates or underestimates the true area. With four rectangles of width $1/4$ as before, the midpoint rule estimates the area of R to be

$$A \approx \frac{63}{64} \cdot \frac{1}{4} + \frac{55}{64} \cdot \frac{1}{4} + \frac{39}{64} \cdot \frac{1}{4} + \frac{15}{64} \cdot \frac{1}{4} = \frac{172}{64} \cdot \frac{1}{4} = 0.671875.$$

In each of our computed sums, the interval $[a, b]$ over which the function f is defined was subdivided into n subintervals of equal width (also called length) $\Delta x = (b - a)/n$, and f was evaluated at a point in each subinterval: c_1 in the first subinterval, c_2 in the second subinterval, and so on. The finite sums then all take the form

$$f(c_1) \Delta x + f(c_2) \Delta x + f(c_3) \Delta x + \cdots + f(c_n) \Delta x.$$

By taking more and more rectangles, with each rectangle thinner than before, it appears that these finite sums give better and better approximations to the true area of the region R .

Figure 5.4a shows a lower sum approximation for the area of R using 16 rectangles of equal width. The sum of their areas is 0.634765625 , which appears close to the true area, but is still smaller since the rectangles lie inside R .

Figure 5.4b shows an upper sum approximation using 16 rectangles of equal width. The sum of their areas is 0.697265625 , which is somewhat larger than the true area because the rectangles taken together contain R . The midpoint rule for 16 rectangles gives a total area approximation of 0.6669921875 , but it is not immediately clear whether this estimate is larger or smaller than the true area.

TABLE 5.1 Finite approximations for the area of R

Number of subintervals	Lower sum	Midpoint rule	Upper sum
2	.375	.6875	.875
4	.53125	.671875	.78125
16	.634765625	.666921875	.697265625
50	.6566	.6667	.6766
100	.66165	.666675	.67165
1000	.6661665	.6666675	.6671665

Table 5.1 shows the values of upper and lower sum approximations to the area of R using up to 1000 rectangles. In Section 5.2 we will see how to get an exact value of the areas of regions such as R by taking a limit as the base width of each rectangle goes to zero and the number of rectangles goes to infinity. With the techniques developed there, we will be able to show that the area of R is exactly $2/3$. ■

Distance Traveled

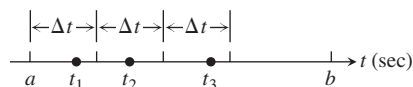
Suppose we know the velocity function $v(t)$ of a car moving down a highway, without changing direction, and want to know how far it traveled between times $t = a$ and $t = b$. If we already know an antiderivative $F(t)$ of $v(t)$ we can find the car's position function $s(t)$ by setting $s(t) = F(t) + C$. The distance traveled can then be found by calculating the change in position, $s(b) - s(a)$ (see Exercise 93, Section 4.8). If the velocity function is determined by recording a speedometer reading at various times on the car, then we have no formula from which to obtain an antiderivative function for velocity. So what do we do in this situation?

When we don't know an antiderivative for the velocity function $v(t)$, we can approximate the distance traveled in the following way. Subdivide the interval $[a, b]$ into short time intervals on each of which the velocity is considered to be fairly constant. Then approximate the distance traveled on each time subinterval with the usual distance formula

$$\text{distance} = \text{velocity} \times \text{time}$$

and add the results across $[a, b]$.

Suppose the subdivided interval looks like



with the subintervals all of equal length Δt . Pick a number t_1 in the first interval. If Δt is so small that the velocity barely changes over a short time interval of duration Δt , then the distance traveled in the first time interval is about $v(t_1) \Delta t$. If t_2 is a number in the second interval, the distance traveled in the second time interval is about $v(t_2) \Delta t$. The sum of the distances traveled over all the time intervals is

$$D \approx v(t_1) \Delta t + v(t_2) \Delta t + \cdots + v(t_n) \Delta t,$$

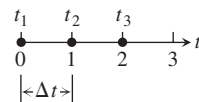
where n is the total number of subintervals.

EXAMPLE 2 Estimating the Height of a Projectile

The velocity function of a projectile fired straight into the air is $f(t) = 160 - 9.8t$ m/sec. Use the summation technique just described to estimate how far the projectile rises during the first 3 sec. How close do the sums come to the exact figure of 435.9 m?

Solution We explore the results for different numbers of intervals and different choices of evaluation points. Notice that $f(t)$ is decreasing, so choosing left endpoints gives an upper sum estimate; choosing right endpoints gives a lower sum estimate.

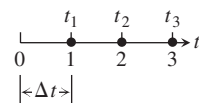
(a) *Three subintervals of length 1, with f evaluated at left endpoints giving an upper sum:*



With f evaluated at $t = 0, 1,$ and $2,$ we have

$$\begin{aligned} D &\approx f(t_1) \Delta t + f(t_2) \Delta t + f(t_3) \Delta t \\ &= [160 - 9.8(0)](1) + [160 - 9.8(1)](1) + [160 - 9.8(2)](1) \\ &= 450.6. \end{aligned}$$

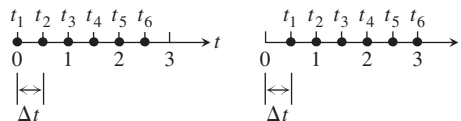
(b) *Three subintervals of length 1, with f evaluated at right endpoints giving a lower sum:*



With f evaluated at $t = 1, 2,$ and $3,$ we have

$$\begin{aligned} D &\approx f(t_1) \Delta t + f(t_2) \Delta t + f(t_3) \Delta t \\ &= [160 - 9.8(1)](1) + [160 - 9.8(2)](1) + [160 - 9.8(3)](1) \\ &= 421.2. \end{aligned}$$

(c) *With six subintervals of length 1/2, we get*



An upper sum using left endpoints: $D \approx 443.25$; a lower sum using right endpoints: $D \approx 428.55$.

These six-interval estimates are somewhat closer than the three-interval estimates. The results improve as the subintervals get shorter.

As we can see in Table 5.2, the left-endpoint upper sums approach the true value 435.9 from above, whereas the right-endpoint lower sums approach it from below. The true

TABLE 5.2 Travel-distance estimates

Number of subintervals	Length of each subinterval	Upper sum	Lower sum
3	1	450.6	421.2
6	1/2	443.25	428.55
12	1/4	439.57	432.22
24	1/8	437.74	434.06
48	1/16	436.82	434.98
96	1/32	436.36	435.44
192	1/64	436.13	435.67

value lies between these upper and lower sums. The magnitude of the error in the closest entries is 0.23, a small percentage of the true value.

$$\begin{aligned}\text{Error magnitude} &= |\text{true value} - \text{calculated value}| \\ &= |435.9 - 435.67| = 0.23.\end{aligned}$$

$$\text{Error percentage} = \frac{0.23}{435.9} \approx 0.05\%.$$

It would be reasonable to conclude from the table's last entries that the projectile rose about 436 m during its first 3 sec of flight. ■

Displacement Versus Distance Traveled

If a body with position function $s(t)$ moves along a coordinate line without changing direction, we can calculate the total distance it travels from $t = a$ to $t = b$ by summing the distance traveled over small intervals, as in Example 2. If the body changes direction one or more times during the trip, then we need to use the body's *speed* $|v(t)|$, which is the absolute value of its velocity function, $v(t)$, to find the total distance traveled. Using the velocity itself, as in Example 2, only gives an estimate to the body's **displacement**, $s(b) - s(a)$, the difference between its initial and final positions.

To see why, partition the time interval $[a, b]$ into small enough equal subintervals Δt so that the body's velocity does not change very much from time t_{k-1} to t_k . Then $v(t_k)$ gives a good approximation of the velocity throughout the interval. Accordingly, the change in the body's position coordinate during the time interval is about

$$v(t_k) \Delta t.$$

The change is positive if $v(t_k)$ is positive and negative if $v(t_k)$ is negative.

In either case, the distance traveled during the subinterval is about

$$|v(t_k)| \Delta t.$$

The **total distance traveled** is approximately the sum

$$|v(t_1)| \Delta t + |v(t_2)| \Delta t + \cdots + |v(t_n)| \Delta t.$$

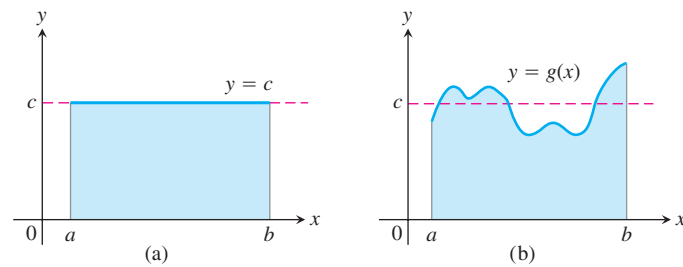


FIGURE 5.5 (a) The average value of $f(x) = c$ on $[a, b]$ is the area of the rectangle divided by $b - a$. (b) The average value of $g(x)$ on $[a, b]$ is the area beneath its graph divided by $b - a$.

Average Value of a Nonnegative Function

The average value of a collection of n numbers x_1, x_2, \dots, x_n is obtained by adding them together and dividing by n . But what is the average value of a continuous function f on an interval $[a, b]$? Such a function can assume infinitely many values. For example, the temperature at a certain location in a town is a continuous function that goes up and down each day. What does it mean to say that the average temperature in the town over the course of a day is 73 degrees?

When a function is constant, this question is easy to answer. A function with constant value c on an interval $[a, b]$ has average value c . When c is positive, its graph over $[a, b]$ gives a rectangle of height c . The average value of the function can then be interpreted geometrically as the area of this rectangle divided by its width $b - a$ (Figure 5.5a).

What if we want to find the average value of a nonconstant function, such as the function g in Figure 5.5b? We can think of this graph as a snapshot of the height of some water that is sloshing around in a tank, between enclosing walls at $x = a$ and $x = b$. As the water moves, its height over each point changes, but its average height remains the same. To get the average height of the water, we let it settle down until it is level and its height is constant. The resulting height c equals the area under the graph of g divided by $b - a$. We are led to *define* the average value of a nonnegative function on an interval $[a, b]$ to be the area under its graph divided by $b - a$. For this definition to be valid, we need a precise understanding of what is meant by the area under a graph. This will be obtained in Section 5.3, but for now we look at two simple examples.

EXAMPLE 3 The Average Value of a Linear Function

What is the average value of the function $f(x) = 3x$ on the interval $[0, 2]$?

Solution The average equals the area under the graph divided by the width of the interval. In this case we do not need finite approximation to estimate the area of the region under the graph: a triangle of height 6 and base 2 has area 6 (Figure 5.6). The width of the interval is $b - a = 2 - 0 = 2$. The average value of the function is $6/2 = 3$. ■

EXAMPLE 4 The Average Value of $\sin x$

Estimate the average value of the function $f(x) = \sin x$ on the interval $[0, \pi]$.

Solution Looking at the graph of $\sin x$ between 0 and π in Figure 5.7, we can see that its average height is somewhere between 0 and 1. To find the average we need to

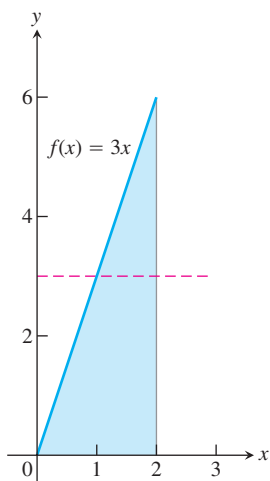


FIGURE 5.6 The average value of $f(x) = 3x$ over $[0, 2]$ is 3 (Example 3).

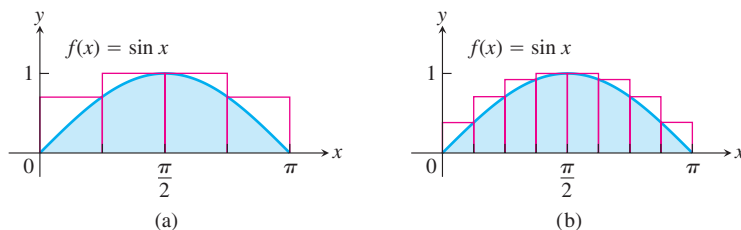


FIGURE 5.7 Approximating the area under $f(x) = \sin x$ between 0 and π to compute the average value of $\sin x$ over $[0, \pi]$, using (a) four rectangles; (b) eight rectangles (Example 4).

calculate the area A under the graph and then divide this area by the length of the interval, $\pi - 0 = \pi$.

We do not have a simple way to determine the area, so we approximate it with finite sums. To get an upper sum estimate, we add the areas of four rectangles of equal width $\pi/4$ that together contain the region beneath the graph of $y = \sin x$ and above the x -axis on $[0, \pi]$. We choose the heights of the rectangles to be the largest value of $\sin x$ on each subinterval. Over a particular subinterval, this largest value may occur at the left endpoint, the right endpoint, or somewhere between them. We evaluate $\sin x$ at this point to get the height of the rectangle for an upper sum. The sum of the rectangle areas then estimates the total area (Figure 5.7a):

$$\begin{aligned} A &\approx \left(\sin \frac{\pi}{4}\right) \cdot \frac{\pi}{4} + \left(\sin \frac{\pi}{2}\right) \cdot \frac{\pi}{4} + \left(\sin \frac{\pi}{2}\right) \cdot \frac{\pi}{4} + \left(\sin \frac{3\pi}{4}\right) \cdot \frac{\pi}{4} \\ &= \left(\frac{1}{\sqrt{2}} + 1 + 1 + \frac{1}{\sqrt{2}}\right) \cdot \frac{\pi}{4} \approx (3.42) \cdot \frac{\pi}{4} \approx 2.69. \end{aligned}$$

To estimate the average value of $\sin x$ we divide the estimated area by π and obtain the approximation $2.69/\pi \approx 0.86$.

If we use eight rectangles of equal width $\pi/8$ all lying above the graph of $y = \sin x$ (Figure 5.7b), we get the area estimate

$$\begin{aligned} A &\approx \left(\sin \frac{\pi}{8} + \sin \frac{\pi}{4} + \sin \frac{3\pi}{8} + \sin \frac{\pi}{2} + \sin \frac{\pi}{2} + \sin \frac{5\pi}{8} + \sin \frac{3\pi}{4} + \sin \frac{7\pi}{8}\right) \cdot \frac{\pi}{8} \\ &\approx (.38 + .71 + .92 + 1 + 1 + .92 + .71 + .38) \cdot \frac{\pi}{8} = (6.02) \cdot \frac{\pi}{8} \approx 2.365. \end{aligned}$$

Dividing this result by the length π of the interval gives a more accurate estimate of 0.753 for the average. Since we used an upper sum to approximate the area, this estimate is still greater than the actual average value of $\sin x$ over $[0, \pi]$. If we use more and more rectangles, with each rectangle getting thinner and thinner, we get closer and closer to the true average value. Using the techniques of Section 5.3, we will show that the true average value is $2/\pi \approx 0.64$.

As before, we could just as well have used rectangles lying under the graph of $y = \sin x$ and calculated a lower sum approximation, or we could have used the midpoint rule. In Section 5.3, we will see that it doesn't matter whether our approximating rectangles are chosen to give upper sums, lower sums, or a sum in between. In each case, the approximations are close to the true area if all the rectangles are sufficiently thin. ■

Summary

The area under the graph of a positive function, the distance traveled by a moving object that doesn't change direction, and the average value of a nonnegative function over an interval can all be approximated by finite sums. First we subdivide the interval into subintervals, treating the appropriate function f as if it were constant over each particular subinterval. Then we multiply the width of each subinterval by the value of f at some point within it, and add these products together. If the interval $[a, b]$ is subdivided into n subintervals of equal widths $\Delta x = (b - a)/n$, and if $f(c_k)$ is the value of f at the chosen point c_k in the k th subinterval, this process gives a finite sum of the form

$$f(c_1) \Delta x + f(c_2) \Delta x + f(c_3) \Delta x + \cdots + f(c_n) \Delta x.$$

The choices for the c_k could maximize or minimize the value of f in the k th subinterval, or give some value in between. The true value lies somewhere between the approximations given by upper sums and lower sums. The finite sum approximations we looked at improved as we took more subintervals of thinner width.

EXERCISES 5.1

Area

In Exercises 1–4 use finite approximations to estimate the area under the graph of the function using

- a lower sum with two rectangles of equal width.
 - a lower sum with four rectangles of equal width.
 - an upper sum with two rectangles of equal width.
 - an upper sum with four rectangles of equal width.
- $f(x) = x^2$ between $x = 0$ and $x = 1$.
 - $f(x) = x^3$ between $x = 0$ and $x = 1$.
 - $f(x) = 1/x$ between $x = 1$ and $x = 5$.
 - $f(x) = 4 - x^2$ between $x = -2$ and $x = 2$.

Using rectangles whose height is given by the value of the function at the midpoint of the rectangle's base (*the midpoint rule*) estimate the area under the graphs of the following functions, using first two and then four rectangles.

- $f(x) = x^2$ between $x = 0$ and $x = 1$.
- $f(x) = x^3$ between $x = 0$ and $x = 1$.
- $f(x) = 1/x$ between $x = 1$ and $x = 5$.
- $f(x) = 4 - x^2$ between $x = -2$ and $x = 2$.

Distance

9. Distance traveled The accompanying table shows the velocity of a model train engine moving along a track for 10 sec. Estimate the distance traveled by the engine using 10 subintervals of length 1 with

- left-endpoint values.
- right-endpoint values.

Time (sec)	Velocity (in./sec)	Time (sec)	Velocity (in./sec)
0	0	6	11
1	12	7	6
2	22	8	2
3	10	9	6
4	5	10	0
5	13		

10. Distance traveled upstream You are sitting on the bank of a tidal river watching the incoming tide carry a bottle upstream. You record the velocity of the flow every 5 minutes for an hour, with the results shown in the accompanying table. About how far upstream did the bottle travel during that hour? Find an estimate using 12 subintervals of length 5 with

- left-endpoint values.
- right-endpoint values.

Time (min)	Velocity (m/sec)	Time (min)	Velocity (m/sec)
0	1	35	1.2
5	1.2	40	1.0
10	1.7	45	1.8
15	2.0	50	1.5
20	1.8	55	1.2
25	1.6	60	0
30	1.4		

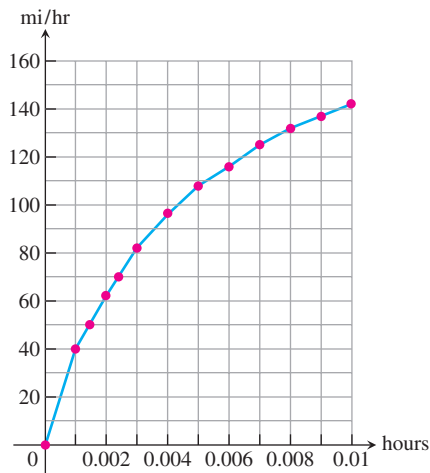
11. Length of a road You and a companion are about to drive a twisty stretch of dirt road in a car whose speedometer works but whose odometer (mileage counter) is broken. To find out how long this particular stretch of road is, you record the car's velocity at 10-sec intervals, with the results shown in the accompanying table. Estimate the length of the road using

- left-endpoint values.
- right-endpoint values.

Time (sec)	Velocity (converted to ft/sec) (30 mi/h = 44 ft/sec)	Time (sec)	Velocity (converted to ft/sec) (30 mi/h = 44 ft/sec)
0	0	70	15
10	44	80	22
20	15	90	35
30	35	100	44
40	30	110	30
50	44	120	35
60	35		

12. Distance from velocity data The accompanying table gives data for the velocity of a vintage sports car accelerating from 0 to 142 mi/h in 36 sec (10 thousandths of an hour).

Time (h)	Velocity (mi/h)	Time (h)	Velocity (mi/h)
0.0	0	0.006	116
0.001	40	0.007	125
0.002	62	0.008	132
0.003	82	0.009	137
0.004	96	0.010	142
0.005	108		



- Use rectangles to estimate how far the car traveled during the 36 sec it took to reach 142 mi/h.
- Roughly how many seconds did it take the car to reach the halfway point? About how fast was the car going then?

Velocity and Distance

13. Free fall with air resistance An object is dropped straight down from a helicopter. The object falls faster and faster but its acceleration (rate of change of its velocity) decreases over time because of air resistance. The acceleration is measured in ft/sec^2 and recorded every second after the drop for 5 sec, as shown:

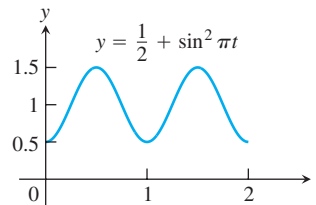
t	0	1	2	3	4	5
a	32.00	19.41	11.77	7.14	4.33	2.63

- Find an upper estimate for the speed when $t = 5$.
 - Find a lower estimate for the speed when $t = 5$.
 - Find an upper estimate for the distance fallen when $t = 3$.
- 14. Distance traveled by a projectile** An object is shot straight upward from sea level with an initial velocity of 400 ft/sec.
- Assuming that gravity is the only force acting on the object, give an upper estimate for its velocity after 5 sec have elapsed. Use $g = 32 \text{ ft}/\text{sec}^2$ for the gravitational acceleration.
 - Find a lower estimate for the height attained after 5 sec.

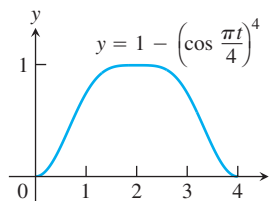
Average Value of a Function

In Exercises 15–18, use a finite sum to estimate the average value of f on the given interval by partitioning the interval into four subintervals of equal length and evaluating f at the subinterval midpoints.

15. $f(x) = x^3$ on $[0, 2]$ 16. $f(x) = 1/x$ on $[1, 9]$
 17. $f(t) = (1/2) + \sin^2 \pi t$ on $[0, 2]$



18. $f(t) = 1 - \left(\cos \frac{\pi t}{4}\right)^4$ on $[0, 4]$



Pollution Control

- 19. Water pollution** Oil is leaking out of a tanker damaged at sea. The damage to the tanker is worsening as evidenced by the increased leakage each hour, recorded in the following table.

Time (h)	0	1	2	3	4
Leakage (gal/h)	50	70	97	136	190

Time (h)	5	6	7	8
Leakage (gal/h)	265	369	516	720

- Give an upper and a lower estimate of the total quantity of oil that has escaped after 5 hours.
 - Repeat part (a) for the quantity of oil that has escaped after 8 hours.
 - The tanker continues to leak 720 gal/h after the first 8 hours. If the tanker originally contained 25,000 gal of oil, approximately how many more hours will elapse in the worst case before all the oil has spilled? In the best case?
- 20. Air pollution** A power plant generates electricity by burning oil. Pollutants produced as a result of the burning process are removed by scrubbers in the smokestacks. Over time, the scrubbers become less efficient and eventually they must be replaced when the amount of pollution released exceeds government standards. Measurements are taken at the end of each month determining the rate at which pollutants are released into the atmosphere, recorded as follows.

Month	Jan	Feb	Mar	Apr	May	Jun
Pollutant Release rate (tons/day)	0.20	0.25	0.27	0.34	0.45	0.52

Month	Jul	Aug	Sep	Oct	Nov	Dec
Pollutant Release rate (tons/day)	0.63	0.70	0.81	0.85	0.89	0.95

- Assuming a 30-day month and that new scrubbers allow only 0.05 ton/day released, give an upper estimate of the total tonnage of pollutants released by the end of June. What is a lower estimate?
- In the best case, approximately when will a total of 125 tons of pollutants have been released into the atmosphere?

Area of a Circle

- 21.** Inscribe a regular n -sided polygon inside a circle of radius 1 and compute the area of the polygon for the following values of n :
- 4 (square)
 - 8 (octagon)
 - 16
 - Compare the areas in parts (a), (b), and (c) with the area of the circle.
- 22.** (*Continuation of Exercise 21*)
- Inscribe a regular n -sided polygon inside a circle of radius 1 and compute the area of one of the n congruent triangles formed by drawing radii to the vertices of the polygon.
 - Compute the limit of the area of the inscribed polygon as $n \rightarrow \infty$.
 - Repeat the computations in parts (a) and (b) for a circle of radius r .

COMPUTER EXPLORATIONS

In Exercises 23–26, use a CAS to perform the following steps.

- Plot the functions over the given interval.
 - Subdivide the interval into $n = 100, 200,$ and 1000 subintervals of equal length and evaluate the function at the midpoint of each subinterval.
 - Compute the average value of the function values generated in part (b).
 - Solve the equation $f(x) = (\text{average value})$ for x using the average value calculated in part (c) for the $n = 1000$ partitioning.
- 23.** $f(x) = \sin x$ on $[0, \pi]$ **24.** $f(x) = \sin^2 x$ on $[0, \pi]$
- 25.** $f(x) = x \sin \frac{1}{x}$ on $\left[\frac{\pi}{4}, \pi\right]$
- 26.** $f(x) = x \sin^2 \frac{1}{x}$ on $\left[\frac{\pi}{4}, \pi\right]$

5.2

Sigma Notation and Limits of Finite Sums

In estimating with finite sums in Section 5.1, we often encountered sums with many terms (up to 1000 in Table 5.1, for instance). In this section we introduce a notation to write sums with a large number of terms. After describing the notation and stating several of its properties, we look at what happens to a finite sum approximation as the number of terms approaches infinity.

Finite Sums and Sigma Notation

Sigma notation enables us to write a sum with many terms in the compact form

$$\sum_{k=1}^n a_k = a_1 + a_2 + a_3 + \cdots + a_{n-1} + a_n.$$

The Greek letter Σ (capital sigma, corresponding to our letter S), stands for “sum.” The **index of summation** k tells us where the sum begins (at the number below the Σ symbol) and where it ends (at the number above Σ). Any letter can be used to denote the index, but the letters i , j , and k are customary.

$$\begin{array}{c} \text{The index } k \text{ ends at } k = n. \\ n \\ \text{The summation symbol} \quad \sum a_k \quad \text{--- } a_k \text{ is a formula for the } k\text{th term.} \\ \text{(Greek letter sigma)} \\ k = 1 \\ \text{The index } k \text{ starts at } k = 1. \end{array}$$

Thus we can write

$$1^2 + 2^2 + 3^2 + 4^2 + 5^2 + 6^2 + 7^2 + 8^2 + 9^2 + 10^2 + 11^2 = \sum_{k=1}^{11} k^2,$$

and

$$f(1) + f(2) + f(3) + \cdots + f(100) = \sum_{i=1}^{100} f(i).$$

The sigma notation used on the right side of these equations is much more compact than the summation expressions on the left side.

EXAMPLE 1 Using Sigma Notation

The sum in sigma notation	The sum written out, one term for each value of k	The value of the sum
$\sum_{k=1}^5 k$	$1 + 2 + 3 + 4 + 5$	15
$\sum_{k=1}^3 (-1)^k k$	$(-1)^1(1) + (-1)^2(2) + (-1)^3(3)$	$-1 + 2 - 3 = -2$
$\sum_{k=1}^2 \frac{k}{k+1}$	$\frac{1}{1+1} + \frac{2}{2+1}$	$\frac{1}{2} + \frac{2}{3} = \frac{7}{6}$
$\sum_{k=4}^5 \frac{k^2}{k-1}$	$\frac{4^2}{4-1} + \frac{5^2}{5-1}$	$\frac{16}{3} + \frac{25}{4} = \frac{139}{12}$

The lower limit of summation does not have to be 1; it can be any integer.

EXAMPLE 2 Using Different Index Starting Values

Express the sum $1 + 3 + 5 + 7 + 9$ in sigma notation.

Solution The formula generating the terms changes with the lower limit of summation, but the terms generated remain the same. It is often simplest to start with $k = 0$ or $k = 1$.

$$\text{Starting with } k = 0: \quad 1 + 3 + 5 + 7 + 9 = \sum_{k=0}^4 (2k + 1)$$

$$\text{Starting with } k = 1: \quad 1 + 3 + 5 + 7 + 9 = \sum_{k=1}^5 (2k - 1)$$

$$\text{Starting with } k = 2: \quad 1 + 3 + 5 + 7 + 9 = \sum_{k=2}^6 (2k - 3)$$

$$\text{Starting with } k = -3: \quad 1 + 3 + 5 + 7 + 9 = \sum_{k=-3}^1 (2k + 7) \quad \blacksquare$$

When we have a sum such as

$$\sum_{k=1}^3 (k + k^2)$$

we can rearrange its terms,

$$\begin{aligned} \sum_{k=1}^3 (k + k^2) &= (1 + 1^2) + (2 + 2^2) + (3 + 3^2) \\ &= (1 + 2 + 3) + (1^2 + 2^2 + 3^2) && \text{Regroup terms.} \\ &= \sum_{k=1}^3 k + \sum_{k=1}^3 k^2 \end{aligned}$$

This illustrates a general rule for finite sums:

$$\sum_{k=1}^n (a_k + b_k) = \sum_{k=1}^n a_k + \sum_{k=1}^n b_k$$

Four such rules are given below. A proof that they are valid can be obtained using mathematical induction (see Appendix 1).

Algebra Rules for Finite Sums

1. *Sum Rule:* $\sum_{k=1}^n (a_k + b_k) = \sum_{k=1}^n a_k + \sum_{k=1}^n b_k$
2. *Difference Rule:* $\sum_{k=1}^n (a_k - b_k) = \sum_{k=1}^n a_k - \sum_{k=1}^n b_k$
3. *Constant Multiple Rule:* $\sum_{k=1}^n c a_k = c \cdot \sum_{k=1}^n a_k$ (Any number c)
4. *Constant Value Rule:* $\sum_{k=1}^n c = n \cdot c$ (c is any constant value.)

EXAMPLE 3 Using the Finite Sum Algebra Rules

- (a) $\sum_{k=1}^n (3k - k^2) = 3 \sum_{k=1}^n k - \sum_{k=1}^n k^2$ Difference Rule
and Constant
Multiple Rule
- (b) $\sum_{k=1}^n (-a_k) = \sum_{k=1}^n (-1) \cdot a_k = -1 \cdot \sum_{k=1}^n a_k = -\sum_{k=1}^n a_k$ Constant
Multiple Rule
- (c) $\sum_{k=1}^3 (k + 4) = \sum_{k=1}^3 k + \sum_{k=1}^3 4$ Sum Rule
 $= (1 + 2 + 3) + (3 \cdot 4)$ Constant
Value Rule
 $= 6 + 12 = 18$
- (d) $\sum_{k=1}^n \frac{1}{n} = n \cdot \frac{1}{n} = 1$ Constant Value Rule
($1/n$ is constant) ■

HISTORICAL BIOGRAPHY

Carl Friedrich Gauss
(1777–1855)

Over the years people have discovered a variety of formulas for the values of finite sums. The most famous of these are the formula for the sum of the first n integers (Gauss may have discovered it at age 8) and the formulas for the sums of the squares and cubes of the first n integers.

EXAMPLE 4 The Sum of the First n Integers

Show that the sum of the first n integers is

$$\sum_{k=1}^n k = \frac{n(n+1)}{2}.$$

Solution: The formula tells us that the sum of the first 4 integers is

$$\frac{(4)(5)}{2} = 10.$$

Addition verifies this prediction:

$$1 + 2 + 3 + 4 = 10.$$

To prove the formula in general, we write out the terms in the sum twice, once forward and once backward.

$$\begin{array}{cccccccc} 1 & + & 2 & + & 3 & + & \cdots & + & n \\ n & + & (n-1) & + & (n-2) & + & \cdots & + & 1 \end{array}$$

If we add the two terms in the first column we get $1 + n = n + 1$. Similarly, if we add the two terms in the second column we get $2 + (n - 1) = n + 1$. The two terms in any column sum to $n + 1$. When we add the n columns together we get n terms, each equal to $n + 1$, for a total of $n(n + 1)$. Since this is twice the desired quantity, the sum of the first n integers is $(n)(n + 1)/2$. ■

Formulas for the sums of the squares and cubes of the first n integers are proved using mathematical induction (see Appendix 1). We state them here.

The first n squares:	$\sum_{k=1}^n k^2 = \frac{n(n+1)(2n+1)}{6}$
The first n cubes:	$\sum_{k=1}^n k^3 = \left(\frac{n(n+1)}{2}\right)^2$

Limits of Finite Sums

The finite sum approximations we considered in Section 5.1 got more accurate as the number of terms increased and the subinterval widths (lengths) became thinner. The next example shows how to calculate a limiting value as the widths of the subintervals go to zero and their number grows to infinity.

EXAMPLE 5 The Limit of Finite Approximations to an Area

Find the limiting value of lower sum approximations to the area of the region R below the graph of $y = 1 - x^2$ and above the interval $[0, 1]$ on the x -axis using equal width rectangles whose widths approach zero and whose number approaches infinity. (See Figure 5.4a.)

Solution We compute a lower sum approximation using n rectangles of equal width $\Delta x = (1 - 0)/n$, and then we see what happens as $n \rightarrow \infty$. We start by subdividing $[0, 1]$ into n equal width subintervals

$$\left[0, \frac{1}{n}\right], \left[\frac{1}{n}, \frac{2}{n}\right], \dots, \left[\frac{n-1}{n}, 1\right].$$

Each subinterval has width $1/n$. The function $1 - x^2$ is decreasing on $[0, 1]$, and its smallest value in a subinterval occurs at the subinterval's right endpoint. So a lower sum is constructed with rectangles whose height over the subinterval $[(k-1)/n, k/n]$ is $f(k/n) = 1 - (k/n)^2$, giving the sum

$$f\left(\frac{1}{n}\right)\left(\frac{1}{n}\right) + f\left(\frac{2}{n}\right)\left(\frac{1}{n}\right) + \dots + f\left(\frac{k}{n}\right)\left(\frac{1}{n}\right) + \dots + f\left(\frac{n}{n}\right)\left(\frac{1}{n}\right).$$

We write this in sigma notation and simplify,

$$\begin{aligned} \sum_{k=1}^n f\left(\frac{k}{n}\right)\left(\frac{1}{n}\right) &= \sum_{k=1}^n \left(1 - \left(\frac{k}{n}\right)^2\right)\left(\frac{1}{n}\right) \\ &= \sum_{k=1}^n \left(\frac{1}{n} - \frac{k^2}{n^3}\right) \\ &= \sum_{k=1}^n \frac{1}{n} - \sum_{k=1}^n \frac{k^2}{n^3} && \text{Difference Rule} \\ &= n \cdot \frac{1}{n} - \frac{1}{n^3} \sum_{k=1}^n k^2 && \text{Constant Value and} \\ &&& \text{Constant Multiple Rules} \\ &= 1 - \left(\frac{1}{n^3}\right) \frac{(n)(n+1)(2n+1)}{6} && \text{Sum of the First } n \text{ Squares} \\ &= 1 - \frac{2n^3 + 3n^2 + n}{6n^3}. && \text{Numerator expanded} \end{aligned}$$

We have obtained an expression for the lower sum that holds for any n . Taking the limit of this expression as $n \rightarrow \infty$, we see that the lower sums converge as the number of subintervals increases and the subinterval widths approach zero:

$$\lim_{n \rightarrow \infty} \left(1 - \frac{2n^3 + 3n^2 + n}{6n^3}\right) = 1 - \frac{2}{6} = \frac{2}{3}.$$

The lower sum approximations converge to $2/3$. A similar calculation shows that the upper sum approximations also converge to $2/3$ (Exercise 35). Any finite sum approximation, in the sense of our summary at the end of Section 5.1, also converges to the same value

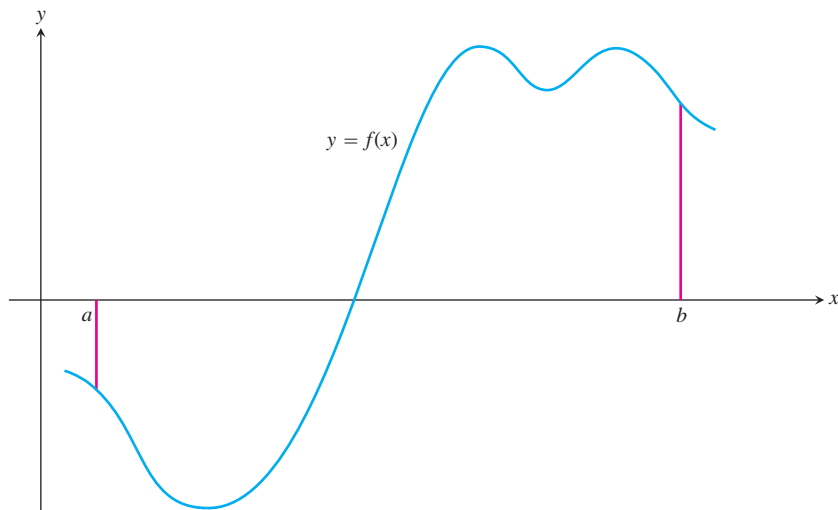


FIGURE 5.8 A typical continuous function $y = f(x)$ over a closed interval $[a, b]$.

$2/3$. This is because it is possible to show that any finite sum approximation is trapped between the lower and upper sum approximations. For this reason we are led to *define* the area of the region R as this limiting value. In Section 5.3 we study the limits of such finite approximations in their more general setting. ■

Riemann Sums

HISTORICAL BIOGRAPHY

Georg Friedrich
Bernhard Riemann
(1826–1866)

The theory of limits of finite approximations was made precise by the German mathematician Bernhard Riemann. We now introduce the notion of a *Riemann sum*, which underlies the theory of the definite integral studied in the next section.

We begin with an arbitrary function f defined on a closed interval $[a, b]$. Like the function pictured in Figure 5.8, f may have negative as well as positive values. We subdivide the interval $[a, b]$ into subintervals, not necessarily of equal widths (or lengths), and form sums in the same way as for the finite approximations in Section 5.1. To do so, we choose $n - 1$ points $\{x_1, x_2, x_3, \dots, x_{n-1}\}$ between a and b and satisfying

$$a < x_1 < x_2 < \cdots < x_{n-1} < b.$$

To make the notation consistent, we denote a by x_0 and b by x_n , so that

$$a = x_0 < x_1 < x_2 < \cdots < x_{n-1} < x_n = b.$$

The set

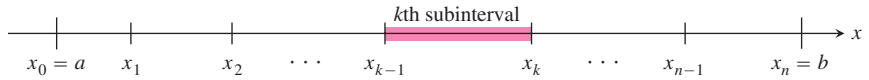
$$P = \{x_0, x_1, x_2, \dots, x_{n-1}, x_n\}$$

is called a **partition** of $[a, b]$.

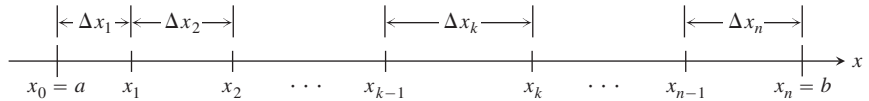
The partition P divides $[a, b]$ into n closed subintervals

$$[x_0, x_1], [x_1, x_2], \dots, [x_{n-1}, x_n].$$

The first of these subintervals is $[x_0, x_1]$, the second is $[x_1, x_2]$, and the k th subinterval of P is $[x_{k-1}, x_k]$, for k an integer between 1 and n .



The width of the first subinterval $[x_0, x_1]$ is denoted Δx_1 , the width of the second $[x_1, x_2]$ is denoted Δx_2 , and the width of the k th subinterval is $\Delta x_k = x_k - x_{k-1}$. If all n subintervals have equal width, then the common width Δx is equal to $(b - a)/n$.



In each subinterval we select some point. The point chosen in the k th subinterval $[x_{k-1}, x_k]$ is called c_k . Then on each subinterval we stand a vertical rectangle that stretches from the x -axis to touch the curve at $(c_k, f(c_k))$. These rectangles can be above or below the x -axis, depending on whether $f(c_k)$ is positive or negative, or on it if $f(c_k) = 0$ (Figure 5.9).

On each subinterval we form the product $f(c_k) \cdot \Delta x_k$. This product is positive, negative or zero, depending on the sign of $f(c_k)$. When $f(c_k) > 0$, the product $f(c_k) \cdot \Delta x_k$ is the area of a rectangle with height $f(c_k)$ and width Δx_k . When $f(c_k) < 0$, the product $f(c_k) \cdot \Delta x_k$ is a negative number, the negative of the area of a rectangle of width Δx_k that drops from the x -axis to the negative number $f(c_k)$.

Finally we sum all these products to get

$$S_P = \sum_{k=1}^n f(c_k) \Delta x_k.$$

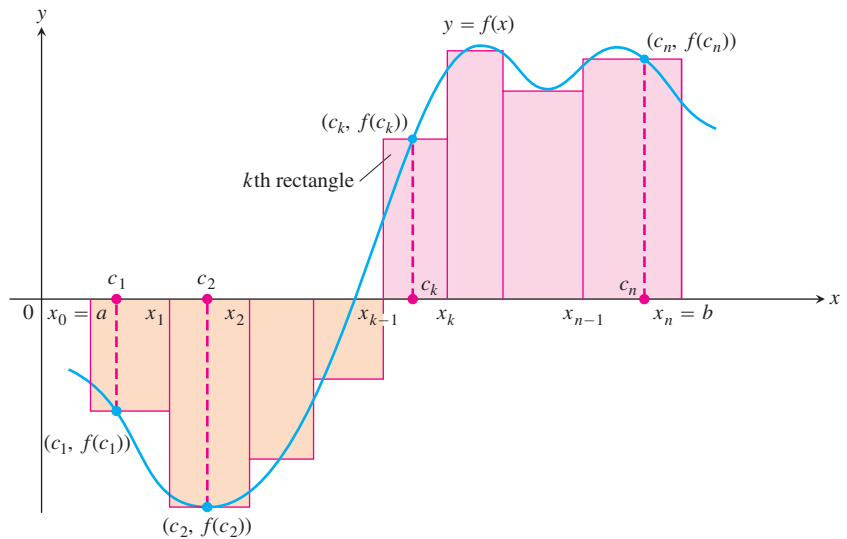


FIGURE 5.9 The rectangles approximate the region between the graph of the function $y = f(x)$ and the x -axis.

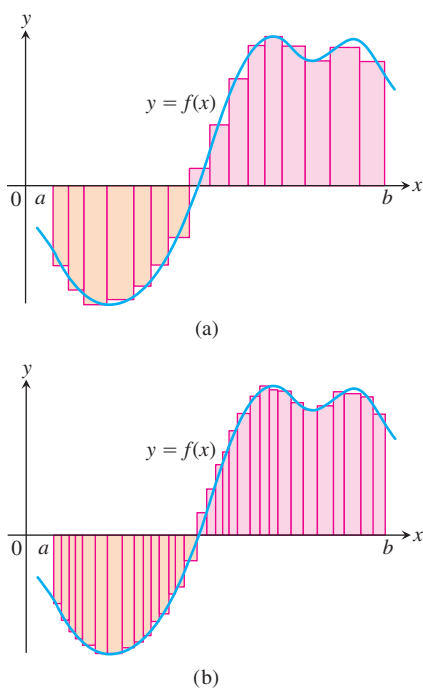


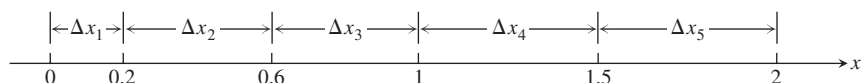
FIGURE 5.10 The curve of Figure 5.9 with rectangles from finer partitions of $[a, b]$. Finer partitions create collections of rectangles with thinner bases that approximate the region between the graph of f and the x -axis with increasing accuracy.

The sum S_P is called a **Riemann sum for f on the interval $[a, b]$** . There are many such sums, depending on the partition P we choose, and the choices of the points c_k in the subintervals.

In Example 5, where the subintervals all had equal widths $\Delta x = 1/n$, we could make them thinner by simply increasing their number n . When a partition has subintervals of varying widths, we can ensure they are all thin by controlling the width of a widest (longest) subinterval. We define the **norm** of a partition P , written $\|P\|$, to be the largest of all the subinterval widths. If $\|P\|$ is a small number, then all of the subintervals in the partition P have a small width. Let's look at an example of these ideas.

EXAMPLE 6 Partitioning a Closed Interval

The set $P = \{0, 0.2, 0.6, 1, 1.5, 2\}$ is a partition of $[0, 2]$. There are five subintervals of P : $[0, 0.2]$, $[0.2, 0.6]$, $[0.6, 1]$, $[1, 1.5]$, and $[1.5, 2]$:



The lengths of the subintervals are $\Delta x_1 = 0.2$, $\Delta x_2 = 0.4$, $\Delta x_3 = 0.4$, $\Delta x_4 = 0.5$, and $\Delta x_5 = 0.5$. The longest subinterval length is 0.5, so the norm of the partition is $\|P\| = 0.5$. In this example, there are two subintervals of this length. ■

Any Riemann sum associated with a partition of a closed interval $[a, b]$ defines rectangles that approximate the region between the graph of a continuous function f and the x -axis. Partitions with norm approaching zero lead to collections of rectangles that approximate this region with increasing accuracy, as suggested by Figure 5.10. We will see in the next section that if the function f is continuous over the closed interval $[a, b]$, then no matter how we choose the partition P and the points c_k in its subintervals to construct a Riemann sum, a single limiting value is approached as the subinterval widths, controlled by the norm of the partition, approach zero.

EXERCISES 5.2

Sigma Notation

Write the sums in Exercises 1–6 without sigma notation. Then evaluate them.

1.
$$\sum_{k=1}^2 \frac{6k}{k+1}$$

2.
$$\sum_{k=1}^3 \frac{k-1}{k}$$

3.
$$\sum_{k=1}^4 \cos k\pi$$

4.
$$\sum_{k=1}^5 \sin k\pi$$

5.
$$\sum_{k=1}^3 (-1)^{k+1} \sin \frac{\pi}{k}$$

6.
$$\sum_{k=1}^4 (-1)^k \cos k\pi$$

7. Which of the following express $1 + 2 + 4 + 8 + 16 + 32$ in sigma notation?

a.
$$\sum_{k=1}^6 2^{k-1}$$

b.
$$\sum_{k=0}^5 2^k$$

c.
$$\sum_{k=-1}^4 2^{k+1}$$

8. Which of the following express $1 - 2 + 4 - 8 + 16 - 32$ in sigma notation?

a.
$$\sum_{k=1}^6 (-2)^{k-1}$$

b.
$$\sum_{k=0}^5 (-1)^k 2^k$$

c.
$$\sum_{k=-2}^3 (-1)^{k+1} 2^{k+2}$$

9. Which formula is not equivalent to the other two?

a.
$$\sum_{k=2}^4 \frac{(-1)^{k-1}}{k-1}$$

b.
$$\sum_{k=0}^2 \frac{(-1)^k}{k+1}$$

c.
$$\sum_{k=-1}^1 \frac{(-1)^k}{k+2}$$

10. Which formula is not equivalent to the other two?

a.
$$\sum_{k=1}^4 (k-1)^2$$

b.
$$\sum_{k=-1}^3 (k+1)^2$$

c.
$$\sum_{k=-3}^{-1} k^2$$

Express the sums in Exercises 11–16 in sigma notation. The form of your answer will depend on your choice of the lower limit of summation.

11. $1 + 2 + 3 + 4 + 5 + 6$ 12. $1 + 4 + 9 + 16$

13. $\frac{1}{2} + \frac{1}{4} + \frac{1}{8} + \frac{1}{16}$ 14. $2 + 4 + 6 + 8 + 10$

15. $1 - \frac{1}{2} + \frac{1}{3} - \frac{1}{4} + \frac{1}{5}$ 16. $-\frac{1}{5} + \frac{2}{5} - \frac{3}{5} + \frac{4}{5} - \frac{5}{5}$

Values of Finite Sums

17. Suppose that $\sum_{k=1}^n a_k = -5$ and $\sum_{k=1}^n b_k = 6$. Find the values of

a. $\sum_{k=1}^n 3a_k$ b. $\sum_{k=1}^n \frac{b_k}{6}$ c. $\sum_{k=1}^n (a_k + b_k)$

d. $\sum_{k=1}^n (a_k - b_k)$ e. $\sum_{k=1}^n (b_k - 2a_k)$

18. Suppose that $\sum_{k=1}^n a_k = 0$ and $\sum_{k=1}^n b_k = 1$. Find the values of

a. $\sum_{k=1}^n 8a_k$ b. $\sum_{k=1}^n 250b_k$

c. $\sum_{k=1}^n (a_k + 1)$ d. $\sum_{k=1}^n (b_k - 1)$

Evaluate the sums in Exercises 19–28.

19. a. $\sum_{k=1}^{10} k$ b. $\sum_{k=1}^{10} k^2$ c. $\sum_{k=1}^{10} k^3$

20. a. $\sum_{k=1}^{13} k$ b. $\sum_{k=1}^{13} k^2$ c. $\sum_{k=1}^{13} k^3$

21. $\sum_{k=1}^7 (-2k)$ 22. $\sum_{k=1}^5 \frac{\pi k}{15}$

23. $\sum_{k=1}^6 (3 - k^2)$ 24. $\sum_{k=1}^6 (k^2 - 5)$

25. $\sum_{k=1}^5 k(3k + 5)$ 26. $\sum_{k=1}^7 k(2k + 1)$

27. $\sum_{k=1}^5 \frac{k^3}{225} + \left(\sum_{k=1}^5 k\right)^3$ 28. $\left(\sum_{k=1}^7 k\right)^2 - \sum_{k=1}^7 \frac{k^3}{4}$

Rectangles for Riemann Sums

In Exercises 29–32, graph each function $f(x)$ over the given interval. Partition the interval into four subintervals of equal length. Then add to your sketch the rectangles associated with the Riemann sum $\sum_{k=1}^4 f(c_k) \Delta x_k$, given that c_k is the (a) left-hand endpoint, (b) right-hand endpoint, (c) midpoint of the k th subinterval. (Make a separate sketch for each set of rectangles.)

29. $f(x) = x^2 - 1$, $[0, 2]$

30. $f(x) = -x^2$, $[0, 1]$

31. $f(x) = \sin x$, $[-\pi, \pi]$

32. $f(x) = \sin x + 1$, $[-\pi, \pi]$

33. Find the norm of the partition $P = \{0, 1.2, 1.5, 2.3, 2.6, 3\}$.

34. Find the norm of the partition $P = \{-2, -1.6, -0.5, 0, 0.8, 1\}$.

Limits of Upper Sums

For the functions in Exercises 35–40 find a formula for the upper sum obtained by dividing the interval $[a, b]$ into n equal subintervals. Then take a limit of these sums as $n \rightarrow \infty$ to calculate the area under the curve over $[a, b]$.

35. $f(x) = 1 - x^2$ over the interval $[0, 1]$.

36. $f(x) = 2x$ over the interval $[0, 3]$.

37. $f(x) = x^2 + 1$ over the interval $[0, 3]$.

38. $f(x) = 3x^2$ over the interval $[0, 1]$.

39. $f(x) = x + x^2$ over the interval $[0, 1]$.

40. $f(x) = 3x + 2x^2$ over the interval $[0, 1]$.

5.3

The Definite Integral

In Section 5.2 we investigated the limit of a finite sum for a function defined over a closed interval $[a, b]$ using n subintervals of equal width (or length), $(b - a)/n$. In this section we consider the limit of more general Riemann sums as the norm of the partitions of $[a, b]$ approaches zero. For general Riemann sums the subintervals of the partitions need not have equal widths. The limiting process then leads to the definition of the *definite integral* of a function over a closed interval $[a, b]$.

Limits of Riemann Sums

The definition of the definite integral is based on the idea that for certain functions, as the norm of the partitions of $[a, b]$ approaches zero, the values of the corresponding Riemann

sums approach a limiting value I . What we mean by this converging idea is that a Riemann sum will be close to the number I provided that the norm of its partition is sufficiently small (so that all of its subintervals have thin enough widths). We introduce the symbol ϵ as a small positive number that specifies how close to I the Riemann sum must be, and the symbol δ as a second small positive number that specifies how small the norm of a partition must be in order for that to happen. Here is a precise formulation.

DEFINITION The Definite Integral as a Limit of Riemann Sums

Let $f(x)$ be a function defined on a closed interval $[a, b]$. We say that a number I is the **definite integral of f over $[a, b]$** and that I is the limit of the Riemann sums $\sum_{k=1}^n f(c_k) \Delta x_k$ if the following condition is satisfied:

Given any number $\epsilon > 0$ there is a corresponding number $\delta > 0$ such that for every partition $P = \{x_0, x_1, \dots, x_n\}$ of $[a, b]$ with $\|P\| < \delta$ and any choice of c_k in $[x_{k-1}, x_k]$, we have

$$\left| \sum_{k=1}^n f(c_k) \Delta x_k - I \right| < \epsilon.$$

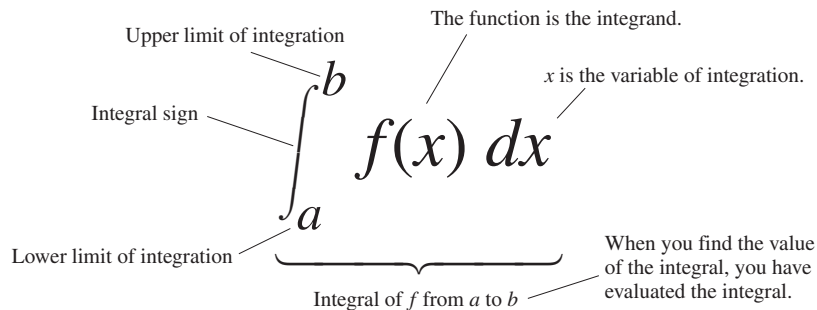
Leibniz introduced a notation for the definite integral that captures its construction as a limit of Riemann sums. He envisioned the finite sums $\sum_{k=1}^n f(c_k) \Delta x_k$ becoming an infinite sum of function values $f(x)$ multiplied by “infinitesimal” subinterval widths dx . The sum symbol \sum is replaced in the limit by the integral symbol \int , whose origin is in the letter “S.” The function values $f(c_k)$ are replaced by a continuous selection of function values $f(x)$. The subinterval widths Δx_k become the differential dx . It is as if we are summing all products of the form $f(x) \cdot dx$ as x goes from a to b . While this notation captures the process of constructing an integral, it is Riemann’s definition that gives a precise meaning to the definite integral.

Notation and Existence of the Definite Integral

The symbol for the number I in the definition of the definite integral is

$$\int_a^b f(x) dx$$

which is read as “the integral from a to b of f of x dee x ” or sometimes as “the integral from a to b of f of x with respect to x .” The component parts in the integral symbol also have names:



When the definition is satisfied, we say the Riemann sums of f on $[a, b]$ **converge** to the definite integral $I = \int_a^b f(x) dx$ and that f is **integrable** over $[a, b]$. We have many choices for a partition P with norm going to zero, and many choices of points c_k for each partition. The definite integral exists when we always get the same limit I , no matter what choices are made. When the limit exists we write it as the definite integral

$$\lim_{\|P\| \rightarrow 0} \sum_{k=1}^n f(c_k) \Delta x_k = I = \int_a^b f(x) dx.$$

When each partition has n equal subintervals, each of width $\Delta x = (b - a)/n$, we will also write

$$\lim_{n \rightarrow \infty} \sum_{k=1}^n f(c_k) \Delta x = I = \int_a^b f(x) dx.$$

The limit is always taken as the norm of the partitions approaches zero and the number of subintervals goes to infinity.

The value of the definite integral of a function over any particular interval depends on the function, not on the letter we choose to represent its independent variable. If we decide to use t or u instead of x , we simply write the integral as

$$\int_a^b f(t) dt \quad \text{or} \quad \int_a^b f(u) du \quad \text{instead of} \quad \int_a^b f(x) dx.$$

No matter how we write the integral, it is still the same number, defined as a limit of Riemann sums. Since it does not matter what letter we use, the variable of integration is called a **dummy variable**.

Since there are so many choices to be made in taking a limit of Riemann sums, it might seem difficult to show that such a limit exists. It turns out, however, that no matter what choices are made, the Riemann sums associated with a *continuous* function converge to the same limit.

THEOREM 1 The Existence of Definite Integrals

A continuous function is integrable. That is, if a function f is continuous on an interval $[a, b]$, then its definite integral over $[a, b]$ exists.

By the Extreme Value Theorem (Theorem 1, Section 4.1), when f is continuous we can choose c_k so that $f(c_k)$ gives the maximum value of f on $[x_{k-1}, x_k]$, giving an **upper sum**. We can choose c_k to give the minimum value of f on $[x_{k-1}, x_k]$, giving a **lower sum**. We can pick c_k to be the midpoint of $[x_{k-1}, x_k]$, the rightmost point x_k , or a random point. We can take the partitions of equal or varying widths. In each case we get the same limit for $\sum_{k=1}^n f(c_k) \Delta x_k$ as $\|P\| \rightarrow 0$. The idea behind Theorem 1 is that a Riemann sum associated with a partition is no more than the upper sum of that partition and no less than the lower sum. The upper and lower sums converge to the same value when $\|P\| \rightarrow 0$. All other Riemann sums lie between the upper and lower sums and have the same limit. A proof of Theorem 1 involves a careful analysis of functions, partitions, and limits along this line of thinking and is left to a more advanced text. An indication of this proof is given in Exercises 80 and 81.

Theorem 1 says nothing about how to *calculate* definite integrals. A method of calculation will be developed in Section 5.4, through a connection to the process of taking anti-derivatives.

Integrable and Nonintegrable Functions

Theorem 1 tells us that functions continuous over the interval $[a, b]$ are integrable there. Functions that are not continuous may or may not be integrable. Discontinuous functions that are integrable include those that are increasing on $[a, b]$ (Exercise 77), and the *piecewise-continuous functions* defined in the Additional Exercises at the end of this chapter. (The latter are continuous except at a finite number of points in $[a, b]$.) For integrability to fail, a function needs to be sufficiently discontinuous so that the region between its graph and the x -axis cannot be approximated well by increasingly thin rectangles. Here is an example of a function that is not integrable.

EXAMPLE 1 A Nonintegrable Function on $[0, 1]$

The function

$$f(x) = \begin{cases} 1, & \text{if } x \text{ is rational} \\ 0, & \text{if } x \text{ is irrational} \end{cases}$$

has no Riemann integral over $[0, 1]$. Underlying this is the fact that between any two numbers there is both a rational number and an irrational number. Thus the function jumps up and down too erratically over $[0, 1]$ to allow the region beneath its graph and above the x -axis to be approximated by rectangles, no matter how thin they are. We show, in fact, that upper sum approximations and lower sum approximations converge to different limiting values.

If we pick a partition P of $[0, 1]$ and choose c_k to be the maximum value for f on $[x_{k-1}, x_k]$ then the corresponding Riemann sum is

$$U = \sum_{k=1}^n f(c_k) \Delta x_k = \sum_{k=1}^n (1) \Delta x_k = 1,$$

since each subinterval $[x_{k-1}, x_k]$ contains a rational number where $f(c_k) = 1$. Note that the lengths of the intervals in the partition sum to 1, $\sum_{k=1}^n \Delta x_k = 1$. So each such Riemann sum equals 1, and a limit of Riemann sums using these choices equals 1.

On the other hand, if we pick c_k to be the minimum value for f on $[x_{k-1}, x_k]$, then the Riemann sum is

$$L = \sum_{k=1}^n f(c_k) \Delta x_k = \sum_{k=1}^n (0) \Delta x_k = 0,$$

since each subinterval $[x_{k-1}, x_k]$ contains an irrational number c_k where $f(c_k) = 0$. The limit of Riemann sums using these choices equals zero. Since the limit depends on the choices of c_k , the function f is not integrable. ■

Properties of Definite Integrals

In defining $\int_a^b f(x) dx$ as a limit of sums $\sum_{k=1}^n f(c_k) \Delta x_k$, we moved from left to right across the interval $[a, b]$. What would happen if we instead move right to left, starting with $x_0 = b$ and ending at $x_n = a$. Each Δx_k in the Riemann sum would change its sign, with $x_k - x_{k-1}$ now negative instead of positive. With the same choices of c_k in each subinterval, the sign of any Riemann sum would change, as would the sign of the limit, the integral

$\int_b^a f(x) dx$. Since we have not previously given a meaning to integrating backward, we are led to define

$$\int_b^a f(x) dx = -\int_a^b f(x) dx.$$

Another extension of the integral is to an interval of zero width, when $a = b$. Since $f(c_k) \Delta x_k$ is zero when the interval width $\Delta x_k = 0$, we define

$$\int_a^a f(x) dx = 0.$$

Theorem 2 states seven properties of integrals, given as rules that they satisfy, including the two above. These rules become very useful in the process of computing integrals. We will refer to them repeatedly to simplify our calculations.

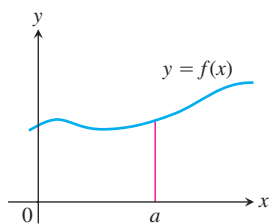
Rules 2 through 7 have geometric interpretations, shown in Figure 5.11. The graphs in these figures are of positive functions, but the rules apply to general integrable functions.

THEOREM 2

When f and g are integrable, the definite integral satisfies Rules 1 to 7 in Table 5.3.

TABLE 5.3 Rules satisfied by definite integrals

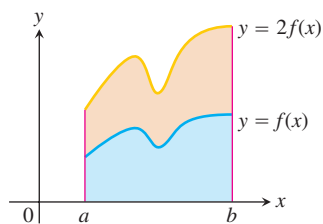
1. <i>Order of Integration:</i>	$\int_b^a f(x) dx = -\int_a^b f(x) dx$	A Definition
2. <i>Zero Width Interval:</i>	$\int_a^a f(x) dx = 0$	Also a Definition
3. <i>Constant Multiple:</i>	$\int_a^b kf(x) dx = k \int_a^b f(x) dx$	Any Number k
	$\int_a^b -f(x) dx = -\int_a^b f(x) dx$	$k = -1$
4. <i>Sum and Difference:</i>	$\int_a^b (f(x) \pm g(x)) dx = \int_a^b f(x) dx \pm \int_a^b g(x) dx$	
5. <i>Additivity:</i>	$\int_a^b f(x) dx + \int_b^c f(x) dx = \int_a^c f(x) dx$	
6. <i>Max-Min Inequality:</i>	If f has maximum value $\max f$ and minimum value $\min f$ on $[a, b]$, then	
	$\min f \cdot (b - a) \leq \int_a^b f(x) dx \leq \max f \cdot (b - a).$	
7. <i>Domination:</i>	$f(x) \geq g(x)$ on $[a, b] \Rightarrow \int_a^b f(x) dx \geq \int_a^b g(x) dx$	
	$f(x) \geq 0$ on $[a, b] \Rightarrow \int_a^b f(x) dx \geq 0$ (Special Case)	



(a) *Zero Width Interval:*

$$\int_a^a f(x) dx = 0.$$

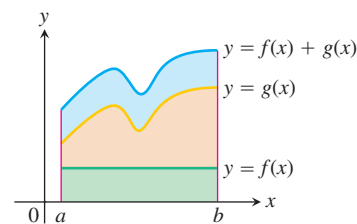
(The area over a point is 0.)



(b) *Constant Multiple:*

$$\int_a^b kf(x) dx = k \int_a^b f(x) dx.$$

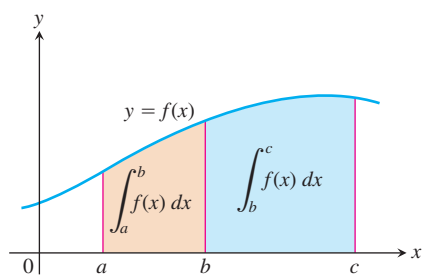
(Shown for $k = 2$.)



(c) *Sum:*

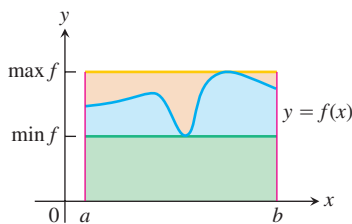
$$\int_a^b (f(x) + g(x)) dx = \int_a^b f(x) dx + \int_a^b g(x) dx$$

(Areas add)



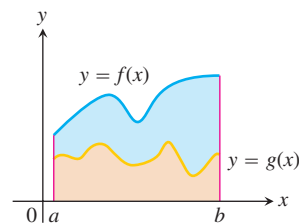
(d) *Additivity for definite integrals:*

$$\int_a^b f(x) dx + \int_b^c f(x) dx = \int_a^c f(x) dx$$



(e) *Max-Min Inequality:*

$$\begin{aligned} \min f \cdot (b - a) &\leq \int_a^b f(x) dx \\ &\leq \max f \cdot (b - a) \end{aligned}$$



(f) *Domination:*

$$\begin{aligned} f(x) &\geq g(x) \text{ on } [a, b] \\ \Rightarrow \int_a^b f(x) dx &\geq \int_a^b g(x) dx \end{aligned}$$

FIGURE 5.11

While Rules 1 and 2 are definitions, Rules 3 to 7 of Table 5.3 must be proved. The proofs are based on the definition of the definite integral as a limit of Riemann sums. The following is a proof of one of these rules. Similar proofs can be given to verify the other properties in Table 5.3.

Proof of Rule 6 Rule 6 says that the integral of f over $[a, b]$ is never smaller than the minimum value of f times the length of the interval and never larger than the maximum value of f times the length of the interval. The reason is that for every partition of $[a, b]$ and for every choice of the points c_k ,

$$\begin{aligned} \min f \cdot (b - a) &= \min f \cdot \sum_{k=1}^n \Delta x_k && \sum_{k=1}^n \Delta x_k = b - a \\ &= \sum_{k=1}^n \min f \cdot \Delta x_k && \text{Constant Multiple Rule} \\ &\leq \sum_{k=1}^n f(c_k) \Delta x_k && \min f \leq f(c_k) \\ &\leq \sum_{k=1}^n \max f \cdot \Delta x_k && f(c_k) \leq \max f \\ &= \max f \cdot \sum_{k=1}^n \Delta x_k && \text{Constant Multiple Rule} \\ &= \max f \cdot (b - a). \end{aligned}$$

In short, all Riemann sums for f on $[a, b]$ satisfy the inequality

$$\min f \cdot (b - a) \leq \sum_{k=1}^n f(c_k) \Delta x_k \leq \max f \cdot (b - a).$$

Hence their limit, the integral, does too. ■

EXAMPLE 2 Using the Rules for Definite Integrals

Suppose that

$$\int_{-1}^1 f(x) dx = 5, \quad \int_1^4 f(x) dx = -2, \quad \int_{-1}^1 h(x) dx = 7.$$

Then

1. $\int_4^1 f(x) dx = -\int_1^4 f(x) dx = -(-2) = 2$ Rule 1
2. $\int_{-1}^1 [2f(x) + 3h(x)] dx = 2\int_{-1}^1 f(x) dx + 3\int_{-1}^1 h(x) dx$ Rules 3 and 4
 $= 2(5) + 3(7) = 31$
3. $\int_{-1}^4 f(x) dx = \int_{-1}^1 f(x) dx + \int_1^4 f(x) dx = 5 + (-2) = 3$ Rule 5 ■

EXAMPLE 3 Finding Bounds for an Integral

Show that the value of $\int_0^1 \sqrt{1 + \cos x} dx$ is less than $3/2$.

Solution The Max-Min Inequality for definite integrals (Rule 6) says that $\min f \cdot (b - a)$ is a *lower bound* for the value of $\int_a^b f(x) dx$ and that $\max f \cdot (b - a)$ is an *upper bound*.

The maximum value of $\sqrt{1 + \cos x}$ on $[0, 1]$ is $\sqrt{1 + 1} = \sqrt{2}$, so

$$\int_0^1 \sqrt{1 + \cos x} dx \leq \sqrt{2} \cdot (1 - 0) = \sqrt{2}.$$

Since $\int_0^1 \sqrt{1 + \cos x} dx$ is bounded from above by $\sqrt{2}$ (which is 1.414 ...), the integral is less than $3/2$. ■

Area Under the Graph of a Nonnegative Function

We now make precise the notion of the area of a region with curved boundary, capturing the idea of approximating a region by increasingly many rectangles. The area under the graph of a nonnegative continuous function is defined to be a definite integral.

DEFINITION Area Under a Curve as a Definite Integral

If $y = f(x)$ is nonnegative and integrable over a closed interval $[a, b]$, then the **area under the curve $y = f(x)$ over $[a, b]$** is the integral of f from a to b ,

$$A = \int_a^b f(x) dx.$$

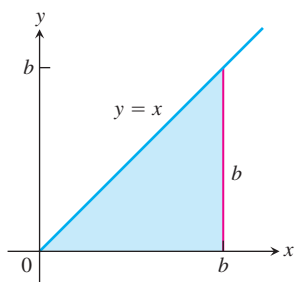


FIGURE 5.12 The region in Example 4 is a triangle.

For the first time we have a rigorous definition for the area of a region whose boundary is the graph of any continuous function. We now apply this to a simple example, the area under a straight line, where we can verify that our new definition agrees with our previous notion of area.

EXAMPLE 4 Area Under the Line $y = x$

Compute $\int_0^b x \, dx$ and find the area A under $y = x$ over the interval $[0, b]$, $b > 0$.

Solution The region of interest is a triangle (Figure 5.12). We compute the area in two ways.

- (a) To compute the definite integral as the limit of Riemann sums, we calculate $\lim_{\|P\| \rightarrow 0} \sum_{k=1}^n f(c_k) \Delta x_k$ for partitions whose norms go to zero. Theorem 1 tells us that it does not matter how we choose the partitions or the points c_k as long as the norms approach zero. All choices give the exact same limit. So we consider the partition P that subdivides the interval $[0, b]$ into n subintervals of equal width $\Delta x = (b - 0)/n = b/n$, and we choose c_k to be the right endpoint in each subinterval. The partition is $P = \left\{ 0, \frac{b}{n}, \frac{2b}{n}, \frac{3b}{n}, \dots, \frac{nb}{n} \right\}$ and $c_k = \frac{kb}{n}$. So

$$\begin{aligned} \sum_{k=1}^n f(c_k) \Delta x &= \sum_{k=1}^n \frac{kb}{n} \cdot \frac{b}{n} && f(c_k) = c_k \\ &= \sum_{k=1}^n \frac{kb^2}{n^2} \\ &= \frac{b^2}{n^2} \sum_{k=1}^n k && \text{Constant Multiple Rule} \\ &= \frac{b^2}{n^2} \cdot \frac{n(n+1)}{2} && \text{Sum of First } n \text{ Integers} \\ &= \frac{b^2}{2} \left(1 + \frac{1}{n} \right) \end{aligned}$$

As $n \rightarrow \infty$ and $\|P\| \rightarrow 0$, this last expression on the right has the limit $b^2/2$. Therefore,

$$\int_0^b x \, dx = \frac{b^2}{2}.$$

- (b) Since the area equals the definite integral for a nonnegative function, we can quickly derive the definite integral by using the formula for the area of a triangle having base length b and height $y = b$. The area is $A = (1/2) b \cdot b = b^2/2$. Again we have that $\int_0^b x \, dx = b^2/2$. ■

Example 4 can be generalized to integrate $f(x) = x$ over any closed interval $[a, b]$, $0 < a < b$.

$$\begin{aligned} \int_a^b x \, dx &= \int_a^0 x \, dx + \int_0^b x \, dx && \text{Rule 5} \\ &= -\int_0^a x \, dx + \int_0^b x \, dx && \text{Rule 1} \\ &= -\frac{a^2}{2} + \frac{b^2}{2}. && \text{Example 4} \end{aligned}$$

In conclusion, we have the following rule for integrating $f(x) = x$:

$$\int_a^b x \, dx = \frac{b^2}{2} - \frac{a^2}{2}, \quad a < b \quad (1)$$

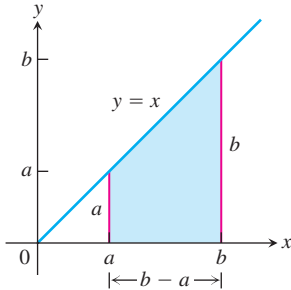


FIGURE 5.13 The area of this trapezoidal region is $A = (b^2 - a^2)/2$.

This computation gives the area of a trapezoid (Figure 5.13). Equation (1) remains valid when a and b are negative. When $a < b < 0$, the definite integral value $(b^2 - a^2)/2$ is a negative number, the negative of the area of a trapezoid dropping down to the line $y = x$ below the x -axis. When $a < 0$ and $b > 0$, Equation (1) is still valid and the definite integral gives the difference between two areas, the area under the graph and above $[0, b]$ minus the area below $[a, 0]$ and over the graph.

The following results can also be established using a Riemann sum calculation similar to that in Example 4 (Exercises 75 and 76).

$$\int_a^b c \, dx = c(b - a), \quad c \text{ any constant} \quad (2)$$

$$\int_a^b x^2 \, dx = \frac{b^3}{3} - \frac{a^3}{3}, \quad a < b \quad (3)$$

Average Value of a Continuous Function Revisited

In Section 5.1 we introduced informally the average value of a nonnegative continuous function f over an interval $[a, b]$, leading us to define this average as the area under the graph of $y = f(x)$ divided by $b - a$. In integral notation we write this as

$$\text{Average} = \frac{1}{b - a} \int_a^b f(x) \, dx.$$

We can use this formula to give a precise definition of the average value of any continuous (or integrable) function, whether positive, negative or both.

Alternately, we can use the following reasoning. We start with the idea from arithmetic that the average of n numbers is their sum divided by n . A continuous function f on $[a, b]$ may have infinitely many values, but we can still sample them in an orderly way. We divide $[a, b]$ into n subintervals of equal width $\Delta x = (b - a)/n$ and evaluate f at a point c_k in each (Figure 5.14). The average of the n sampled values is

$$\begin{aligned} \frac{f(c_1) + f(c_2) + \cdots + f(c_n)}{n} &= \frac{1}{n} \sum_{k=1}^n f(c_k) \\ &= \frac{\Delta x}{b - a} \sum_{k=1}^n f(c_k) && \Delta x = \frac{b - a}{n}, \text{ so } \frac{1}{n} = \frac{\Delta x}{b - a} \\ &= \frac{1}{b - a} \sum_{k=1}^n f(c_k) \Delta x \end{aligned}$$

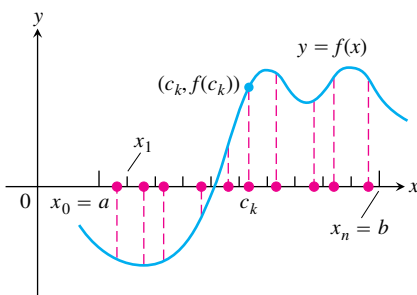


FIGURE 5.14 A sample of values of a function on an interval $[a, b]$.

The average is obtained by dividing a Riemann sum for f on $[a, b]$ by $(b - a)$. As we increase the size of the sample and let the norm of the partition approach zero, the average approaches $(1/(b - a)) \int_a^b f(x) dx$. Both points of view lead us to the following definition.

DEFINITION The Average or Mean Value of a Function

If f is integrable on $[a, b]$, then its **average value** on $[a, b]$, also called its **mean value**, is

$$\text{av}(f) = \frac{1}{b - a} \int_a^b f(x) dx.$$

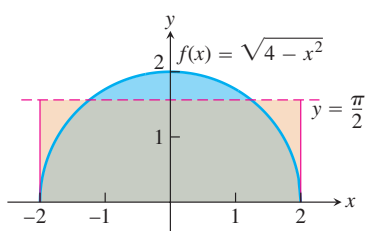


FIGURE 5.15 The average value of $f(x) = \sqrt{4 - x^2}$ on $[-2, 2]$ is $\pi/2$ (Example 5).

EXAMPLE 5 Finding an Average Value

Find the average value of $f(x) = \sqrt{4 - x^2}$ on $[-2, 2]$.

Solution We recognize $f(x) = \sqrt{4 - x^2}$ as a function whose graph is the upper semicircle of radius 2 centered at the origin (Figure 5.15).

The area between the semicircle and the x -axis from -2 to 2 can be computed using the geometry formula

$$\text{Area} = \frac{1}{2} \cdot \pi r^2 = \frac{1}{2} \cdot \pi(2)^2 = 2\pi.$$

Because f is nonnegative, the area is also the value of the integral of f from -2 to 2 ,

$$\int_{-2}^2 \sqrt{4 - x^2} dx = 2\pi.$$

Therefore, the average value of f is

$$\text{av}(f) = \frac{1}{2 - (-2)} \int_{-2}^2 \sqrt{4 - x^2} dx = \frac{1}{4} (2\pi) = \frac{\pi}{2}. \quad \blacksquare$$

EXERCISES 5.3

Expressing Limits as Integrals

Express the limits in Exercises 1–8 as definite integrals.

- $\lim_{\|P\| \rightarrow 0} \sum_{k=1}^n c_k^2 \Delta x_k$, where P is a partition of $[0, 2]$
- $\lim_{\|P\| \rightarrow 0} \sum_{k=1}^n 2c_k^3 \Delta x_k$, where P is a partition of $[-1, 0]$
- $\lim_{\|P\| \rightarrow 0} \sum_{k=1}^n (c_k^2 - 3c_k) \Delta x_k$, where P is a partition of $[-7, 5]$
- $\lim_{\|P\| \rightarrow 0} \sum_{k=1}^n \left(\frac{1}{c_k}\right) \Delta x_k$, where P is a partition of $[1, 4]$
- $\lim_{\|P\| \rightarrow 0} \sum_{k=1}^n \frac{1}{1 - c_k} \Delta x_k$, where P is a partition of $[2, 3]$
- $\lim_{\|P\| \rightarrow 0} \sum_{k=1}^n \sqrt{4 - c_k^2} \Delta x_k$, where P is a partition of $[0, 1]$
- $\lim_{\|P\| \rightarrow 0} \sum_{k=1}^n (\sec c_k) \Delta x_k$, where P is a partition of $[-\pi/4, 0]$
- $\lim_{\|P\| \rightarrow 0} \sum_{k=1}^n (\tan c_k) \Delta x_k$, where P is a partition of $[0, \pi/4]$

Using Properties and Known Values to Find Other Integrals

9. Suppose that f and g are integrable and that

$$\int_1^2 f(x) dx = -4, \int_1^5 f(x) dx = 6, \int_1^5 g(x) dx = 8.$$

Use the rules in Table 5.3 to find

a. $\int_2^2 g(x) dx$	b. $\int_5^1 g(x) dx$
c. $\int_1^2 3f(x) dx$	d. $\int_2^5 f(x) dx$
e. $\int_1^5 [f(x) - g(x)] dx$	f. $\int_1^5 [4f(x) - g(x)] dx$

10. Suppose that f and h are integrable and that

$$\int_1^9 f(x) dx = -1, \int_7^9 f(x) dx = 5, \int_7^9 h(x) dx = 4.$$

Use the rules in Table 5.3 to find

a. $\int_1^9 -2f(x) dx$	b. $\int_7^9 [f(x) + h(x)] dx$
c. $\int_7^9 [2f(x) - 3h(x)] dx$	d. $\int_9^1 f(x) dx$
e. $\int_1^7 f(x) dx$	f. $\int_9^7 [h(x) - f(x)] dx$

11. Suppose that $\int_1^2 f(x) dx = 5$. Find

a. $\int_1^2 f(u) du$	b. $\int_1^2 \sqrt{3}f(z) dz$
c. $\int_2^1 f(t) dt$	d. $\int_1^2 [-f(x)] dx$

12. Suppose that $\int_{-3}^0 g(t) dt = \sqrt{2}$. Find

a. $\int_0^{-3} g(t) dt$	b. $\int_{-3}^0 g(u) du$
c. $\int_{-3}^0 [-g(x)] dx$	d. $\int_{-3}^0 \frac{g(r)}{\sqrt{2}} dr$

13. Suppose that f is integrable and that $\int_0^3 f(z) dz = 3$ and $\int_0^4 f(z) dz = 7$. Find

a. $\int_3^4 f(z) dz$	b. $\int_4^3 f(t) dt$
-----------------------	-----------------------

14. Suppose that h is integrable and that $\int_{-1}^1 h(r) dr = 0$ and $\int_{-1}^3 h(r) dr = 6$. Find

a. $\int_1^3 h(r) dr$	b. $-\int_3^1 h(u) du$
-----------------------	------------------------

Using Area to Evaluate Definite Integrals

In Exercises 15–22, graph the integrands and use areas to evaluate the integrals.

15. $\int_{-2}^4 \left(\frac{x}{2} + 3\right) dx$ 16. $\int_{1/2}^{3/2} (-2x + 4) dx$

17. $\int_{-3}^3 \sqrt{9 - x^2} dx$

19. $\int_{-2}^1 |x| dx$

21. $\int_{-1}^1 (2 - |x|) dx$

18. $\int_{-4}^0 \sqrt{16 - x^2} dx$

20. $\int_{-1}^1 (1 - |x|) dx$

22. $\int_{-1}^1 (1 + \sqrt{1 - x^2}) dx$

Use areas to evaluate the integrals in Exercises 23–26.

23. $\int_0^b \frac{x}{2} dx, \quad b > 0$

24. $\int_0^b 4x dx, \quad b > 0$

25. $\int_a^b 2s ds, \quad 0 < a < b$

26. $\int_a^b 3t dt, \quad 0 < a < b$

Evaluations

Use the results of Equations (1) and (3) to evaluate the integrals in Exercises 27–38.

27. $\int_1^{\sqrt{2}} x dx$ 28. $\int_{0.5}^{2.5} x dx$ 29. $\int_{\pi}^{2\pi} \theta d\theta$

30. $\int_{\sqrt{2}}^{5\sqrt{2}} r dr$ 31. $\int_0^{\sqrt[3]{7}} x^2 dx$ 32. $\int_0^{0.3} s^2 ds$

33. $\int_0^{1/2} t^2 dt$ 34. $\int_0^{\pi/2} \theta^2 d\theta$ 35. $\int_a^{2a} x dx$

36. $\int_a^{\sqrt{3}a} x dx$ 37. $\int_0^{\sqrt[3]{b}} x^2 dx$ 38. $\int_0^{3b} x^2 dx$

Use the rules in Table 5.3 and Equations (1)–(3) to evaluate the integrals in Exercises 39–50.

39. $\int_3^1 7 dx$ 40. $\int_0^{-2} \sqrt{2} dx$

41. $\int_0^2 5x dx$ 42. $\int_3^5 \frac{x}{8} dx$

43. $\int_0^2 (2t - 3) dt$ 44. $\int_0^{\sqrt{2}} (t - \sqrt{2}) dt$

45. $\int_2^1 \left(1 + \frac{z}{2}\right) dz$ 46. $\int_3^0 (2z - 3) dz$

47. $\int_1^2 3u^2 du$ 48. $\int_{1/2}^1 24u^2 du$

49. $\int_0^2 (3x^2 + x - 5) dx$ 50. $\int_1^0 (3x^2 + x - 5) dx$

Finding Area

In Exercises 51–54 use a definite integral to find the area of the region between the given curve and the x -axis on the interval $[0, b]$.

51. $y = 3x^2$

52. $y = \pi x^2$

53. $y = 2x$

54. $y = \frac{x}{2} + 1$

Average Value

In Exercises 55–62, graph the function and find its average value over the given interval.

55. $f(x) = x^2 - 1$ on $[0, \sqrt{3}]$

56. $f(x) = -\frac{x^2}{2}$ on $[0, 3]$ 57. $f(x) = -3x^2 - 1$ on $[0, 1]$

58. $f(x) = 3x^2 - 3$ on $[0, 1]$

59. $f(t) = (t - 1)^2$ on $[0, 3]$

60. $f(t) = t^2 - t$ on $[-2, 1]$

61. $g(x) = |x| - 1$ on a. $[-1, 1]$, b. $[1, 3]$, and c. $[-1, 3]$

62. $h(x) = -|x|$ on a. $[-1, 0]$, b. $[0, 1]$, and c. $[-1, 1]$

Theory and Examples

63. What values of a and b maximize the value of

$$\int_a^b (x - x^2) dx$$

(Hint: Where is the integrand positive?)

64. What values of a and b minimize the value of

$$\int_a^b (x^4 - 2x^2) dx$$

65. Use the Max-Min Inequality to find upper and lower bounds for the value of

$$\int_0^1 \frac{1}{1+x^2} dx.$$

66. (Continuation of Exercise 65) Use the Max-Min Inequality to find upper and lower bounds for

$$\int_0^{0.5} \frac{1}{1+x^2} dx \quad \text{and} \quad \int_{0.5}^1 \frac{1}{1+x^2} dx.$$

Add these to arrive at an improved estimate of

$$\int_0^1 \frac{1}{1+x^2} dx.$$

67. Show that the value of $\int_0^1 \sin(x^2) dx$ cannot possibly be 2.

68. Show that the value of $\int_1^0 \sqrt{x+8} dx$ lies between $2\sqrt{2} \approx 2.8$ and 3.

69. **Integrals of nonnegative functions** Use the Max-Min Inequality to show that if f is integrable then

$$f(x) \geq 0 \quad \text{on} \quad [a, b] \quad \Rightarrow \quad \int_a^b f(x) dx \geq 0.$$

70. **Integrals of nonpositive functions** Show that if f is integrable then

$$f(x) \leq 0 \quad \text{on} \quad [a, b] \quad \Rightarrow \quad \int_a^b f(x) dx \leq 0.$$

71. Use the inequality $\sin x \leq x$, which holds for $x \geq 0$, to find an upper bound for the value of $\int_0^1 \sin x dx$.

72. The inequality $\sec x \geq 1 + (x^2/2)$ holds on $(-\pi/2, \pi/2)$. Use it to find a lower bound for the value of $\int_0^1 \sec x dx$.

73. If $\text{av}(f)$ really is a typical value of the integrable function $f(x)$ on $[a, b]$, then the number $\text{av}(f)$ should have the same integral over $[a, b]$ that f does. Does it? That is, does

$$\int_a^b \text{av}(f) dx = \int_a^b f(x) dx?$$

Give reasons for your answer.

74. It would be nice if average values of integrable functions obeyed the following rules on an interval $[a, b]$.

a. $\text{av}(f + g) = \text{av}(f) + \text{av}(g)$

b. $\text{av}(kf) = k \text{av}(f)$ (any number k)

c. $\text{av}(f) \leq \text{av}(g)$ if $f(x) \leq g(x)$ on $[a, b]$.

Do these rules ever hold? Give reasons for your answers.

75. Use limits of Riemann sums as in Example 4a to establish Equation (2).

76. Use limits of Riemann sums as in Example 4a to establish Equation (3).

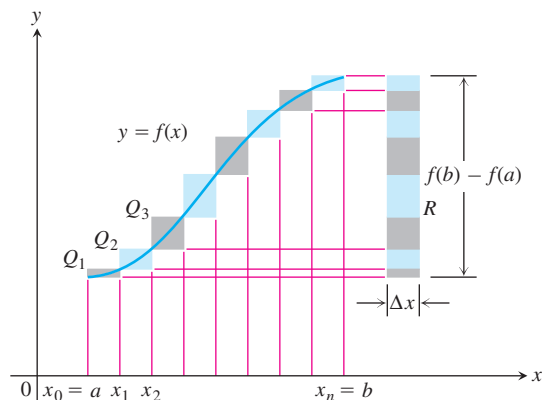
77. Upper and lower sums for increasing functions

a. Suppose the graph of a continuous function $f(x)$ rises steadily as x moves from left to right across an interval $[a, b]$. Let P be a partition of $[a, b]$ into n subintervals of length $\Delta x = (b - a)/n$. Show by referring to the accompanying figure that the difference between the upper and lower sums for f on this partition can be represented graphically as the area of a rectangle R whose dimensions are $[f(b) - f(a)]$ by Δx . (Hint: The difference $U - L$ is the sum of areas of rectangles whose diagonals $Q_0Q_1, Q_1Q_2, \dots, Q_{n-1}Q_n$ lie along the curve. There is no overlapping when these rectangles are shifted horizontally onto R .)

b. Suppose that instead of being equal, the lengths Δx_k of the subintervals of the partition of $[a, b]$ vary in size. Show that

$$U - L \leq |f(b) - f(a)| \Delta x_{\max},$$

where Δx_{\max} is the norm of P , and hence that $\lim_{\|P\| \rightarrow 0} (U - L) = 0$.



78. Upper and lower sums for decreasing functions (Continuation of Exercise 77)

- a. Draw a figure like the one in Exercise 77 for a continuous function $f(x)$ whose values decrease steadily as x moves from left to right across the interval $[a, b]$. Let P be a partition of $[a, b]$ into subintervals of equal length. Find an expression for $U - L$ that is analogous to the one you found for $U - L$ in Exercise 77a.
- b. Suppose that instead of being equal, the lengths Δx_k of the subintervals of P vary in size. Show that the inequality

$$U - L \leq |f(b) - f(a)| \Delta x_{\max}$$

of Exercise 77b still holds and hence that $\lim_{\|P\| \rightarrow 0} (U - L) = 0$.

79. Use the formula

$$\begin{aligned} \sin h + \sin 2h + \sin 3h + \cdots + \sin mh \\ = \frac{\cos(h/2) - \cos((m + (1/2))h)}{2 \sin(h/2)} \end{aligned}$$

to find the area under the curve $y = \sin x$ from $x = 0$ to $x = \pi/2$ in two steps:

- a. Partition the interval $[0, \pi/2]$ into n subintervals of equal length and calculate the corresponding upper sum U ; then
- b. Find the limit of U as $n \rightarrow \infty$ and $\Delta x = (b - a)/n \rightarrow 0$.
- 80.** Suppose that f is continuous and nonnegative over $[a, b]$, as in the figure at the right. By inserting points

$$x_1, x_2, \dots, x_{k-1}, x_k, \dots, x_{n-1}$$

as shown, divide $[a, b]$ into n subintervals of lengths $\Delta x_1 = x_1 - a$, $\Delta x_2 = x_2 - x_1, \dots, \Delta x_n = b - x_{n-1}$, which need not be equal.

- a. If $m_k = \min \{f(x) \text{ for } x \text{ in the } k\text{th subinterval}\}$, explain the connection between the *lower sum*

$$L = m_1 \Delta x_1 + m_2 \Delta x_2 + \cdots + m_n \Delta x_n$$

and the shaded region in the first part of the figure.

- b. If $M_k = \max \{f(x) \text{ for } x \text{ in the } k\text{th subinterval}\}$, explain the connection between the *upper sum*

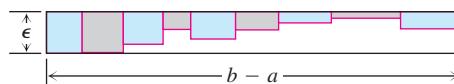
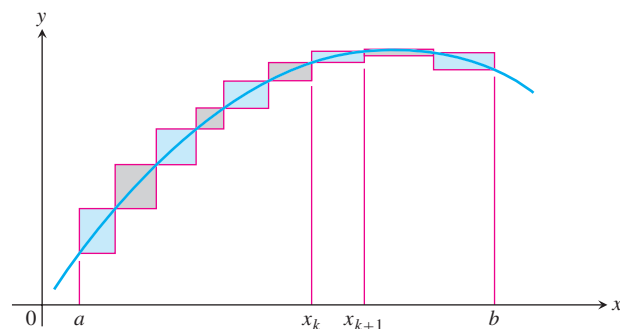
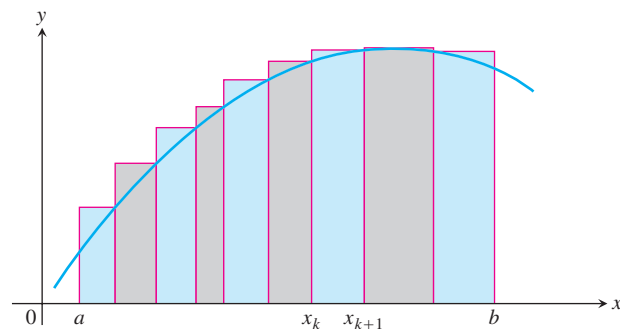
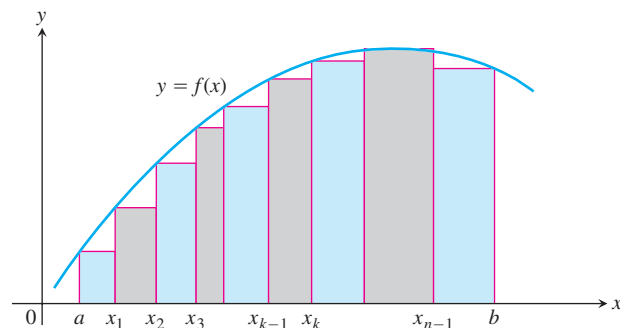
$$U = M_1 \Delta x_1 + M_2 \Delta x_2 + \cdots + M_n \Delta x_n$$

and the shaded region in the second part of the figure.

- c. Explain the connection between $U - L$ and the shaded regions along the curve in the third part of the figure.

- 81.** We say f is **uniformly continuous** on $[a, b]$ if given any $\epsilon > 0$ there is a $\delta > 0$ such that if x_1, x_2 are in $[a, b]$ and $|x_1 - x_2| < \delta$ then $|f(x_1) - f(x_2)| < \epsilon$. It can be shown that a continuous function on $[a, b]$ is uniformly continuous. Use this and the figure at the right to show that if f is continuous and $\epsilon > 0$ is given, it is possible to make $U - L \leq \epsilon \cdot (b - a)$ by making the largest of the Δx_k 's sufficiently small.

- 82.** If you average 30 mi/h on a 150-mi trip and then return over the same 150 mi at the rate of 50 mi/h, what is your average speed for the trip? Give reasons for your answer. (Source: David H.



Pleacher, *The Mathematics Teacher*, Vol. 85, No. 6, pp. 445–446, September 1992.)

COMPUTER EXPLORATIONS

Finding Riemann Sums

If your CAS can draw rectangles associated with Riemann sums, use it to draw rectangles associated with Riemann sums that converge to the integrals in Exercises 83–88. Use $n = 4, 10, 20$, and 50 subintervals of equal length in each case.

83. $\int_0^1 (1 - x) dx = \frac{1}{2}$

84. $\int_0^1 (x^2 + 1) dx = \frac{4}{3}$

$$85. \int_{-\pi}^{\pi} \cos x \, dx = 0 \qquad 86. \int_0^{\pi/4} \sec^2 x \, dx = 1$$

$$87. \int_{-1}^1 |x| \, dx = 1$$

$$88. \int_1^2 \frac{1}{x} \, dx \text{ (The integral's value is about 0.693.)}$$

Average Value

In Exercises 89–92, use a CAS to perform the following steps:

- Plot the functions over the given interval.
- Partition the interval into $n = 100, 200,$ and 1000 subintervals of equal length, and evaluate the function at the midpoint of each subinterval.

c. Compute the average value of the function values generated in part (b).

d. Solve the equation $f(x) = (\text{average value})$ for x using the average value calculated in part (c) for the $n = 1000$ partitioning.

$$89. f(x) = \sin x \quad \text{on } [0, \pi]$$

$$90. f(x) = \sin^2 x \quad \text{on } [0, \pi]$$

$$91. f(x) = x \sin \frac{1}{x} \quad \text{on } \left[\frac{\pi}{4}, \pi \right]$$

$$92. f(x) = x \sin^2 \frac{1}{x} \quad \text{on } \left[\frac{\pi}{4}, \pi \right]$$

5.4 The Fundamental Theorem of Calculus

HISTORICAL BIOGRAPHY

Sir Isaac Newton
(1642–1727)

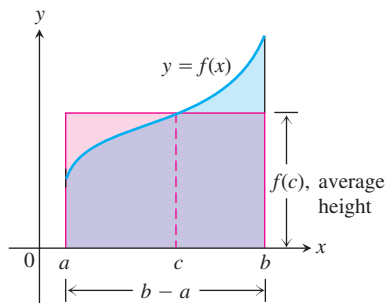


FIGURE 5.16 The value $f(c)$ in the Mean Value Theorem is, in a sense, the average (or *mean*) height of f on $[a, b]$. When $f \geq 0$, the area of the rectangle is the area under the graph of f from a to b ,

$$f(c)(b - a) = \int_a^b f(x) \, dx.$$

In this section we present the Fundamental Theorem of Calculus, which is the central theorem of integral calculus. It connects integration and differentiation, enabling us to compute integrals using an antiderivative of the integrand function rather than by taking limits of Riemann sums as we did in Section 5.3. Leibniz and Newton exploited this relationship and started mathematical developments that fueled the scientific revolution for the next 200 years.

Along the way, we present the integral version of the Mean Value Theorem, which is another important theorem of integral calculus and used to prove the Fundamental Theorem.

Mean Value Theorem for Definite Integrals

In the previous section, we defined the average value of a continuous function over a closed interval $[a, b]$ as the definite integral $\int_a^b f(x) \, dx$ divided by the length or width $b - a$ of the interval. The Mean Value Theorem for Definite Integrals asserts that this average value is *always* taken on at least once by the function f in the interval.

The graph in Figure 5.16 shows a *positive* continuous function $y = f(x)$ defined over the interval $[a, b]$. Geometrically, the Mean Value Theorem says that there is a number c in $[a, b]$ such that the rectangle with height equal to the average value $f(c)$ of the function and base width $b - a$ has exactly the same area as the region beneath the graph of f from a to b .

THEOREM 3 The Mean Value Theorem for Definite Integrals

If f is continuous on $[a, b]$, then at some point c in $[a, b]$,

$$f(c) = \frac{1}{b - a} \int_a^b f(x) \, dx.$$

Proof If we divide both sides of the Max-Min Inequality (Table 5.3, Rule 6) by $(b - a)$, we obtain

$$\min f \leq \frac{1}{b-a} \int_a^b f(x) dx \leq \max f.$$

Since f is continuous, the Intermediate Value Theorem for Continuous Functions (Section 2.6) says that f must assume every value between $\min f$ and $\max f$. It must therefore assume the value $(1/(b-a)) \int_a^b f(x) dx$ at some point c in $[a, b]$. ■

The continuity of f is important here. It is possible that a discontinuous function never equals its average value (Figure 5.17).

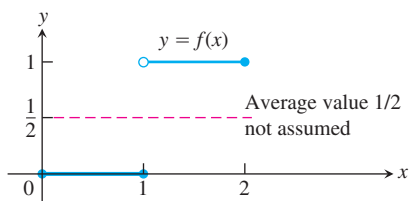


FIGURE 5.17 A discontinuous function need not assume its average value.

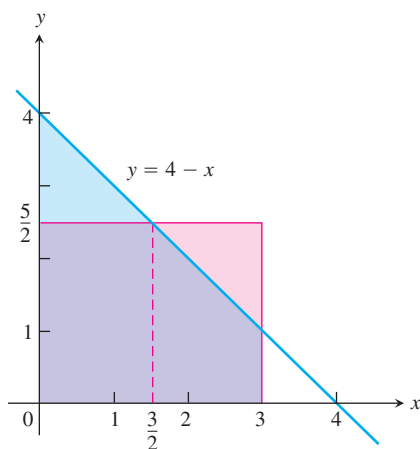


FIGURE 5.18 The area of the rectangle with base $[0, 3]$ and height $5/2$ (the average value of the function $f(x) = 4 - x$) is equal to the area between the graph of f and the x -axis from 0 to 3 (Example 1).

EXAMPLE 1 Applying the Mean Value Theorem for Integrals

Find the average value of $f(x) = 4 - x$ on $[0, 3]$ and where f actually takes on this value at some point in the given domain.

Solution

$$\begin{aligned} \text{av}(f) &= \frac{1}{b-a} \int_a^b f(x) dx \\ &= \frac{1}{3-0} \int_0^3 (4-x) dx = \frac{1}{3} \left(\int_0^3 4 dx - \int_0^3 x dx \right) \\ &= \frac{1}{3} \left(4(3-0) - \left(\frac{3^2}{2} - \frac{0^2}{2} \right) \right) \\ &= 4 - \frac{3}{2} = \frac{5}{2}. \end{aligned}$$

Section 5.3, Eqs. (1) and (2)

The average value of $f(x) = 4 - x$ over $[0, 3]$ is $5/2$. The function assumes this value when $4 - x = 5/2$ or $x = 3/2$. (Figure 5.18) ■

In Example 1, we actually found a point c where f assumed its average value by setting $f(x)$ equal to the calculated average value and solving for x . It's not always possible to solve easily for the value c . What else can we learn from the Mean Value Theorem for integrals? Here's an example.

EXAMPLE 2 Show that if f is continuous on $[a, b]$, $a \neq b$, and if

$$\int_a^b f(x) dx = 0,$$

then $f(x) = 0$ at least once in $[a, b]$.

Solution The average value of f on $[a, b]$ is

$$\text{av}(f) = \frac{1}{b-a} \int_a^b f(x) dx = \frac{1}{b-a} \cdot 0 = 0.$$

By the Mean Value Theorem, f assumes this value at some point $c \in [a, b]$. ■

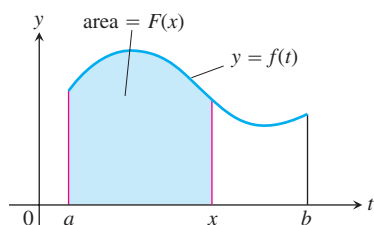


FIGURE 5.19 The function $F(x)$ defined by Equation (1) gives the area under the graph of f from a to x when f is nonnegative and $x > a$.

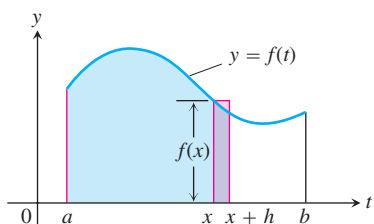


FIGURE 5.20 In Equation (1), $F(x)$ is the area to the left of x . Also, $F(x + h)$ is the area to the left of $x + h$. The difference quotient $[F(x + h) - F(x)]/h$ is then approximately equal to $f(x)$, the height of the rectangle shown here.

Fundamental Theorem, Part 1

If $f(t)$ is an integrable function over a finite interval I , then the integral from any fixed number $a \in I$ to another number $x \in I$ defines a new function F whose value at x is

$$F(x) = \int_a^x f(t) dt. \quad (1)$$

For example, if f is nonnegative and x lies to the right of a , then $F(x)$ is the area under the graph from a to x (Figure 5.19). The variable x is the upper limit of integration of an integral, but F is just like any other real-valued function of a real variable. For each value of the input x , there is a well-defined numerical output, in this case the definite integral of f from a to x .

Equation (1) gives a way to define new functions, but its importance now is the connection it makes between integrals and derivatives. If f is any continuous function, then the Fundamental Theorem asserts that F is a differentiable function of x whose derivative is f itself. At every value of x ,

$$\frac{d}{dx} F(x) = \frac{d}{dx} \int_a^x f(t) dt = f(x).$$

To gain some insight into why this result holds, we look at the geometry behind it.

If $f \geq 0$ on $[a, b]$, then the computation of $F'(x)$ from the definition of the derivative means taking the limit as $h \rightarrow 0$ of the difference quotient

$$\frac{F(x + h) - F(x)}{h}.$$

For $h > 0$, the numerator is obtained by subtracting two areas, so it is the area under the graph of f from x to $x + h$ (Figure 5.20). If h is small, this area is approximately equal to the area of the rectangle of height $f(x)$ and width h , which can be seen from Figure 5.20. That is,

$$F(x + h) - F(x) \approx hf(x).$$

Dividing both sides of this approximation by h and letting $h \rightarrow 0$, it is reasonable to expect that

$$F'(x) = \lim_{h \rightarrow 0} \frac{F(x + h) - F(x)}{h} = f(x).$$

This result is true even if the function f is not positive, and it forms the first part of the Fundamental Theorem of Calculus.

THEOREM 4 The Fundamental Theorem of Calculus Part 1

If f is continuous on $[a, b]$ then $F(x) = \int_a^x f(t) dt$ is continuous on $[a, b]$ and differentiable on (a, b) and its derivative is $f(x)$;

$$F'(x) = \frac{d}{dx} \int_a^x f(t) dt = f(x). \quad (2)$$

Before proving Theorem 4, we look at several examples to gain a better understanding of what it says.

EXAMPLE 3 Applying the Fundamental Theorem

Use the Fundamental Theorem to find

(a) $\frac{d}{dx} \int_a^x \cos t \, dt$

(b) $\frac{d}{dx} \int_0^x \frac{1}{1+t^2} \, dt$

(c) $\frac{dy}{dx}$ if $y = \int_x^5 3t \sin t \, dt$

(d) $\frac{dy}{dx}$ if $y = \int_1^{x^2} \cos t \, dt$

Solution

(a) $\frac{d}{dx} \int_a^x \cos t \, dt = \cos x$ Eq. 2 with $f(t) = \cos t$

(b) $\frac{d}{dx} \int_0^x \frac{1}{1+t^2} \, dt = \frac{1}{1+x^2}$ Eq. 2 with $f(t) = \frac{1}{1+t^2}$

(c) Rule 1 for integrals in Table 5.3 of Section 5.3 sets this up for the Fundamental Theorem.

$$\begin{aligned} \frac{dy}{dx} &= \frac{d}{dx} \int_x^5 3t \sin t \, dt = \frac{d}{dx} \left(- \int_5^x 3t \sin t \, dt \right) && \text{Rule 1} \\ &= - \frac{d}{dx} \int_5^x 3t \sin t \, dt \\ &= -3x \sin x \end{aligned}$$

(d) The upper limit of integration is not x but x^2 . This makes y a composite of the two functions,

$$y = \int_1^u \cos t \, dt \quad \text{and} \quad u = x^2.$$

We must therefore apply the Chain Rule when finding dy/dx .

$$\begin{aligned} \frac{dy}{dx} &= \frac{dy}{du} \cdot \frac{du}{dx} \\ &= \left(\frac{d}{du} \int_1^u \cos t \, dt \right) \cdot \frac{du}{dx} \\ &= \cos u \cdot \frac{du}{dx} \\ &= \cos(x^2) \cdot 2x \\ &= 2x \cos x^2 \end{aligned}$$



EXAMPLE 4 Constructing a Function with a Given Derivative and Value

Find a function $y = f(x)$ on the domain $(-\pi/2, \pi/2)$ with derivative

$$\frac{dy}{dx} = \tan x$$

that satisfies the condition $f(3) = 5$.

Solution The Fundamental Theorem makes it easy to construct a function with derivative $\tan x$ that equals 0 at $x = 3$:

$$y = \int_3^x \tan t \, dt.$$

Since $y(3) = \int_3^3 \tan t \, dt = 0$, we have only to add 5 to this function to construct one with derivative $\tan x$ whose value at $x = 3$ is 5:

$$f(x) = \int_3^x \tan t \, dt + 5. \quad \blacksquare$$

Although the solution to the problem in Example 4 satisfies the two required conditions, you might ask whether it is in a useful form. The answer is yes, since today we have computers and calculators that are capable of approximating integrals. In Chapter 7 we will learn to write the solution in Example 4 exactly as

$$y = \ln \left| \frac{\cos 3}{\cos x} \right| + 5.$$

We now give a proof of the Fundamental Theorem for an arbitrary continuous function.

Proof of Theorem 4 We prove the Fundamental Theorem by applying the definition of the derivative directly to the function $F(x)$, when x and $x + h$ are in (a, b) . This means writing out the difference quotient

$$\frac{F(x + h) - F(x)}{h} \quad (3)$$

and showing that its limit as $h \rightarrow 0$ is the number $f(x)$ for each x in (a, b) .

When we replace $F(x + h)$ and $F(x)$ by their defining integrals, the numerator in Equation (3) becomes

$$F(x + h) - F(x) = \int_a^{x+h} f(t) \, dt - \int_a^x f(t) \, dt.$$

The Additivity Rule for integrals (Table 5.3, Rule 5) simplifies the right side to

$$\int_x^{x+h} f(t) \, dt,$$

so that Equation (3) becomes

$$\begin{aligned} \frac{F(x + h) - F(x)}{h} &= \frac{1}{h} [F(x + h) - F(x)] \\ &= \frac{1}{h} \int_x^{x+h} f(t) \, dt. \end{aligned} \quad (4)$$

According to the Mean Value Theorem for Definite Integrals, the value of the last expression in Equation (4) is one of the values taken on by f in the interval between x and $x + h$. That is, for some number c in this interval,

$$\frac{1}{h} \int_x^{x+h} f(t) dt = f(c). \quad (5)$$

As $h \rightarrow 0$, $x + h$ approaches x , forcing c to approach x also (because c is trapped between x and $x + h$). Since f is continuous at x , $f(c)$ approaches $f(x)$:

$$\lim_{h \rightarrow 0} f(c) = f(x). \quad (6)$$

Going back to the beginning, then, we have

$$\begin{aligned} \frac{dF}{dx} &= \lim_{h \rightarrow 0} \frac{F(x+h) - F(x)}{h} && \text{Definition of derivative} \\ &= \lim_{h \rightarrow 0} \frac{1}{h} \int_x^{x+h} f(t) dt && \text{Eq. (4)} \\ &= \lim_{h \rightarrow 0} f(c) && \text{Eq. (5)} \\ &= f(x). && \text{Eq. (6)} \end{aligned}$$

If $x = a$ or b , then the limit of Equation (3) is interpreted as a one-sided limit with $h \rightarrow 0^+$ or $h \rightarrow 0^-$, respectively. Then Theorem 1 in Section 3.1 shows that F is continuous for every point of $[a, b]$. This concludes the proof. ■

Fundamental Theorem, Part 2 (The Evaluation Theorem)

We now come to the second part of the Fundamental Theorem of Calculus. This part describes how to evaluate definite integrals without having to calculate limits of Riemann sums. Instead we find and evaluate an antiderivative at the upper and lower limits of integration.

THEOREM 4 (Continued) The Fundamental Theorem of Calculus Part 2

If f is continuous at every point of $[a, b]$ and F is any antiderivative of f on $[a, b]$, then

$$\int_a^b f(x) dx = F(b) - F(a).$$

Proof Part 1 of the Fundamental Theorem tells us that an antiderivative of f exists, namely

$$G(x) = \int_a^x f(t) dt.$$

Thus, if F is *any* antiderivative of f , then $F(x) = G(x) + C$ for some constant C for $a < x < b$ (by Corollary 2 of the Mean Value Theorem for Derivatives, Section 4.2). Since both F and G are continuous on $[a, b]$, we see that $F(x) = G(x) + C$ also holds when $x = a$ and $x = b$ by taking one-sided limits (as $x \rightarrow a^+$ and $x \rightarrow b^-$).

Evaluating $F(b) - F(a)$, we have

$$\begin{aligned} F(b) - F(a) &= [G(b) + C] - [G(a) + C] \\ &= G(b) - G(a) \\ &= \int_a^b f(t) dt - \int_a^a f(t) dt \\ &= \int_a^b f(t) dt - 0 \\ &= \int_a^b f(t) dt. \end{aligned}$$

The theorem says that to calculate the definite integral of f over $[a, b]$ all we need to do is:

1. Find an antiderivative F of f , and
2. Calculate the number $\int_a^b f(x) dx = F(b) - F(a)$.

The usual notation for $F(b) - F(a)$ is

$$F(x) \Big|_a^b \quad \text{or} \quad \left[F(x) \right]_a^b,$$

depending on whether F has one or more terms.

EXAMPLE 5 Evaluating Integrals

$$\text{(a)} \quad \int_0^\pi \cos x dx = \sin x \Big|_0^\pi = \sin \pi - \sin 0 = 0 - 0 = 0$$

$$\text{(b)} \quad \int_{-\pi/4}^0 \sec x \tan x dx = \sec x \Big|_{-\pi/4}^0 = \sec 0 - \sec \left(-\frac{\pi}{4} \right) = 1 - \sqrt{2}$$

$$\begin{aligned} \text{(c)} \quad \int_1^4 \left(\frac{3}{2} \sqrt{x} - \frac{4}{x^2} \right) dx &= \left[x^{3/2} + \frac{4}{x} \right]_1^4 \\ &= \left[(4)^{3/2} + \frac{4}{4} \right] - \left[(1)^{3/2} + \frac{4}{1} \right] \\ &= [8 + 1] - [5] = 4. \end{aligned}$$

The process used in Example 5 was much easier than a Riemann sum computation.

The conclusions of the Fundamental Theorem tell us several things. Equation (2) can be rewritten as

$$\frac{d}{dx} \int_a^x f(t) dt = \frac{dF}{dx} = f(x),$$

which says that if you first integrate the function f and then differentiate the result, you get the function f back again. Likewise, the equation

$$\int_a^x \frac{dF}{dt} dt = \int_a^x f(t) dt = F(x) - F(a)$$

says that if you first differentiate the function F and then integrate the result, you get the function F back (adjusted by an integration constant). In a sense, the processes of integra-

tion and differentiation are “inverses” of each other. The Fundamental Theorem also says that every continuous function f has an antiderivative F . And it says that the differential equation $dy/dx = f(x)$ has a solution (namely, the function $y = F(x)$) for every continuous function f .

Total Area

The Riemann sum contains terms such as $f(c_k) \Delta_k$ which give the area of a rectangle when $f(c_k)$ is positive. When $f(c_k)$ is negative, then the product $f(c_k) \Delta_k$ is the negative of the rectangle’s area. When we add up such terms for a negative function we get the negative of the area between the curve and the x -axis. If we then take the absolute value, we obtain the correct positive area.

EXAMPLE 6 Finding Area Using Antiderivatives

Calculate the area bounded by the x -axis and the parabola $y = 6 - x - x^2$.

Solution We find where the curve crosses the x -axis by setting

$$y = 0 = 6 - x - x^2 = (3 + x)(2 - x),$$

which gives

$$x = -3 \quad \text{or} \quad x = 2.$$

The curve is sketched in Figure 5.21, and is nonnegative on $[-3, 2]$.

The area is

$$\begin{aligned} \int_{-3}^2 (6 - x - x^2) dx &= \left[6x - \frac{x^2}{2} - \frac{x^3}{3} \right]_{-3}^2 \\ &= \left(12 - 2 - \frac{8}{3} \right) - \left(-18 - \frac{9}{2} + \frac{27}{3} \right) = 20\frac{5}{6}. \end{aligned}$$

The curve in Figure 5.21 is an arch of a parabola, and it is interesting to note that the area under such an arch is exactly equal to two-thirds the base times the altitude:

$$\frac{2}{3}(5)\left(\frac{25}{4}\right) = \frac{125}{6} = 20\frac{5}{6}. \quad \blacksquare$$

To compute the area of the region bounded by the graph of a function $y = f(x)$ and the x -axis requires more care when the function takes on both positive and negative values. We must be careful to break up the interval $[a, b]$ into subintervals on which the function doesn’t change sign. Otherwise we might get cancellation between positive and negative signed areas, leading to an incorrect total. The correct total area is obtained by adding the absolute value of the definite integral over each subinterval where $f(x)$ does not change sign. The term “area” will be taken to mean *total area*.

EXAMPLE 7 Canceling Areas

Figure 5.22 shows the graph of the function $f(x) = \sin x$ between $x = 0$ and $x = 2\pi$. Compute

- the definite integral of $f(x)$ over $[0, 2\pi]$.
- the area between the graph of $f(x)$ and the x -axis over $[0, 2\pi]$.

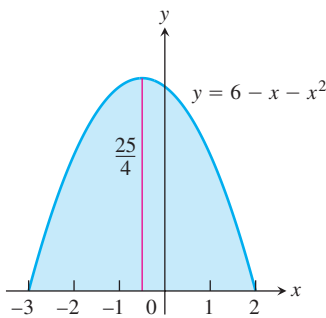


FIGURE 5.21 The area of this parabolic arch is calculated with a definite integral (Example 6).

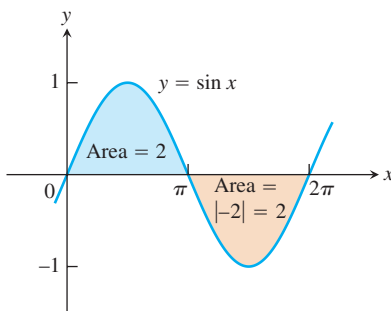


FIGURE 5.22 The total area between $y = \sin x$ and the x -axis for $0 \leq x \leq 2\pi$ is the sum of the absolute values of two integrals (Example 7).

Solution The definite integral for $f(x) = \sin x$ is given by

$$\int_0^{2\pi} \sin x \, dx = -\cos x \Big|_0^{2\pi} = -[\cos 2\pi - \cos 0] = -[1 - 1] = 0.$$

The definite integral is zero because the portions of the graph above and below the x -axis make canceling contributions.

The area between the graph of $f(x)$ and the x -axis over $[0, 2\pi]$ is calculated by breaking up the domain of $\sin x$ into two pieces: the interval $[0, \pi]$ over which it is nonnegative and the interval $[\pi, 2\pi]$ over which it is nonpositive.

$$\int_0^{\pi} \sin x \, dx = -\cos x \Big|_0^{\pi} = -[\cos \pi - \cos 0] = -[-1 - 1] = 2.$$

$$\int_{\pi}^{2\pi} \sin x \, dx = -\cos x \Big|_{\pi}^{2\pi} = -[\cos 2\pi - \cos \pi] = -[1 - (-1)] = -2.$$

The second integral gives a negative value. The area between the graph and the axis is obtained by adding the absolute values

$$\text{Area} = |2| + |-2| = 4. \quad \blacksquare$$

Summary:

To find the area between the graph of $y = f(x)$ and the x -axis over the interval $[a, b]$, do the following:

1. Subdivide $[a, b]$ at the zeros of f .
2. Integrate f over each subinterval.
3. Add the absolute values of the integrals.

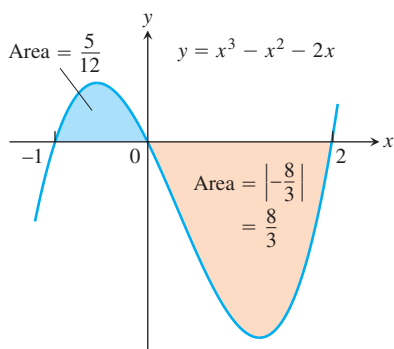


FIGURE 5.23 The region between the curve $y = x^3 - x^2 - 2x$ and the x -axis (Example 8).

EXAMPLE 8 Finding Area Using Antiderivatives

Find the area of the region between the x -axis and the graph of $f(x) = x^3 - x^2 - 2x$, $-1 \leq x \leq 2$.

Solution First find the zeros of f . Since

$$f(x) = x^3 - x^2 - 2x = x(x^2 - x - 2) = x(x + 1)(x - 2),$$

the zeros are $x = 0, -1$, and 2 (Figure 5.23). The zeros subdivide $[-1, 2]$ into two subintervals: $[-1, 0]$, on which $f \geq 0$, and $[0, 2]$, on which $f \leq 0$. We integrate f over each subinterval and add the absolute values of the calculated integrals.

$$\int_{-1}^0 (x^3 - x^2 - 2x) \, dx = \left[\frac{x^4}{4} - \frac{x^3}{3} - x^2 \right]_{-1}^0 = 0 - \left[\frac{1}{4} + \frac{1}{3} - 1 \right] = \frac{5}{12}$$

$$\int_0^2 (x^3 - x^2 - 2x) \, dx = \left[\frac{x^4}{4} - \frac{x^3}{3} - x^2 \right]_0^2 = \left[4 - \frac{8}{3} - 4 \right] - 0 = -\frac{8}{3}$$

The total enclosed area is obtained by adding the absolute values of the calculated integrals,

$$\text{Total enclosed area} = \frac{5}{12} + \left| -\frac{8}{3} \right| = \frac{37}{12}. \quad \blacksquare$$

EXERCISES 5.4

Evaluating Integrals

Evaluate the integrals in Exercises 1–26.

1. $\int_{-2}^0 (2x + 5) dx$
2. $\int_{-3}^4 \left(5 - \frac{x}{2}\right) dx$
3. $\int_0^4 \left(3x - \frac{x^3}{4}\right) dx$
4. $\int_{-2}^2 (x^3 - 2x + 3) dx$
5. $\int_0^1 (x^2 + \sqrt{x}) dx$
6. $\int_0^5 x^{3/2} dx$
7. $\int_1^{32} x^{-6/5} dx$
8. $\int_{-2}^{-1} \frac{2}{x^2} dx$
9. $\int_0^\pi \sin x dx$
10. $\int_0^\pi (1 + \cos x) dx$
11. $\int_0^{\pi/3} 2 \sec^2 x dx$
12. $\int_{\pi/6}^{5\pi/6} \csc^2 x dx$
13. $\int_{\pi/4}^{3\pi/4} \csc \theta \cot \theta d\theta$
14. $\int_0^{\pi/3} 4 \sec u \tan u du$
15. $\int_{\pi/2}^0 \frac{1 + \cos 2t}{2} dt$
16. $\int_{-\pi/3}^{\pi/3} \frac{1 - \cos 2t}{2} dt$
17. $\int_{-\pi/2}^{\pi/2} (8y^2 + \sin y) dy$
18. $\int_{-\pi/3}^{-\pi/4} \left(4 \sec^2 t + \frac{\pi}{t^2}\right) dt$
19. $\int_1^{-1} (r + 1)^2 dr$
20. $\int_{-\sqrt{3}}^{\sqrt{3}} (t + 1)(t^2 + 4) dt$
21. $\int_{\sqrt{2}}^1 \left(\frac{u^7}{2} - \frac{1}{u^5}\right) du$
22. $\int_{1/2}^1 \left(\frac{1}{v^3} - \frac{1}{v^4}\right) dv$
23. $\int_1^{\sqrt{2}} \frac{s^2 + \sqrt{s}}{s^2} ds$
24. $\int_9^4 \frac{1 - \sqrt{u}}{\sqrt{u}} du$
25. $\int_{-4}^4 |x| dx$
26. $\int_0^\pi \frac{1}{2} (\cos x + |\cos x|) dx$

Derivatives of Integrals

Find the derivatives in Exercises 27–30

- a. by evaluating the integral and differentiating the result.
 - b. by differentiating the integral directly.
27. $\frac{d}{dx} \int_0^{\sqrt{x}} \cos t dt$
 28. $\frac{d}{dx} \int_1^{\sin x} 3t^2 dt$
 29. $\frac{d}{dt} \int_0^{t^4} \sqrt{u} du$
 30. $\frac{d}{d\theta} \int_0^{\tan \theta} \sec^2 y dy$

Find dy/dx in Exercises 31–36.

31. $y = \int_0^x \sqrt{1 + t^2} dt$
32. $y = \int_1^x \frac{1}{t} dt, \quad x > 0$
33. $y = \int_{\sqrt{x}}^0 \sin(t^2) dt$
34. $y = \int_0^{x^2} \cos \sqrt{t} dt$

$$35. y = \int_0^{\sin x} \frac{dt}{\sqrt{1-t^2}}, \quad |x| < \frac{\pi}{2}$$

$$36. y = \int_{\tan x}^0 \frac{dt}{1+t^2}$$

Area

In Exercises 37–42, find the total area between the region and the x -axis.

$$37. y = -x^2 - 2x, \quad -3 \leq x \leq 2$$

$$38. y = 3x^2 - 3, \quad -2 \leq x \leq 2$$

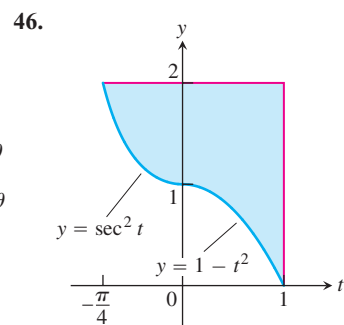
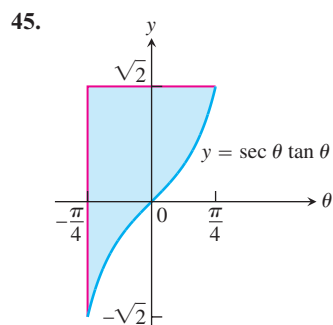
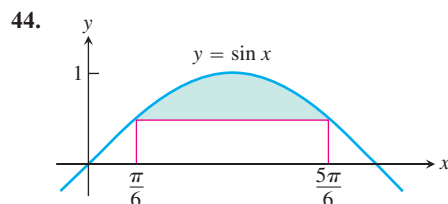
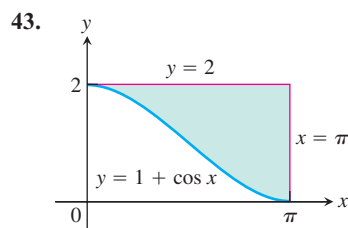
$$39. y = x^3 - 3x^2 + 2x, \quad 0 \leq x \leq 2$$

$$40. y = x^3 - 4x, \quad -2 \leq x \leq 2$$

$$41. y = x^{1/3}, \quad -1 \leq x \leq 8$$

$$42. y = x^{1/3} - x, \quad -1 \leq x \leq 8$$

Find the areas of the shaded regions in Exercises 43–46.



Initial Value Problems

Each of the following functions solves one of the initial value problems in Exercises 47–50. Which function solves which problem? Give brief reasons for your answers.

- a. $y = \int_1^x \frac{1}{t} dt - 3$ b. $y = \int_0^x \sec t dt + 4$
 c. $y = \int_{-1}^x \sec t dt + 4$ d. $y = \int_{\pi}^x \frac{1}{t} dt - 3$
 47. $\frac{dy}{dx} = \frac{1}{x}$, $y(\pi) = -3$ 48. $y' = \sec x$, $y(-1) = 4$
 49. $y' = \sec x$, $y(0) = 4$ 50. $y' = \frac{1}{x}$, $y(1) = -3$

Express the solutions of the initial value problems in Exercises 51–54 in terms of integrals.

51. $\frac{dy}{dx} = \sec x$, $y(2) = 3$
 52. $\frac{dy}{dx} = \sqrt{1+x^2}$, $y(1) = -2$
 53. $\frac{ds}{dt} = f(t)$, $s(t_0) = s_0$
 54. $\frac{dv}{dt} = g(t)$, $v(t_0) = v_0$

Applications

55. **Archimedes' area formula for parabolas** Archimedes (287–212 B.C.), inventor, military engineer, physicist, and the greatest mathematician of classical times in the Western world, discovered that the area under a parabolic arch is two-thirds the base times the height. Sketch the parabolic arch $y = h - (4h/b^2)x^2$, $-b/2 \leq x \leq b/2$, assuming that h and b are positive. Then use calculus to find the area of the region enclosed between the arch and the x -axis.
56. **Revenue from marginal revenue** Suppose that a company's marginal revenue from the manufacture and sale of egg beaters is

$$\frac{dr}{dx} = 2 - 2/(x+1)^2,$$

where r is measured in thousands of dollars and x in thousands of units. How much money should the company expect from a production run of $x = 3$ thousand egg beaters? To find out, integrate the marginal revenue from $x = 0$ to $x = 3$.

57. **Cost from marginal cost** The marginal cost of printing a poster when x posters have been printed is

$$\frac{dc}{dx} = \frac{1}{2\sqrt{x}}$$

dollars. Find $c(100) - c(1)$, the cost of printing posters 2–100.

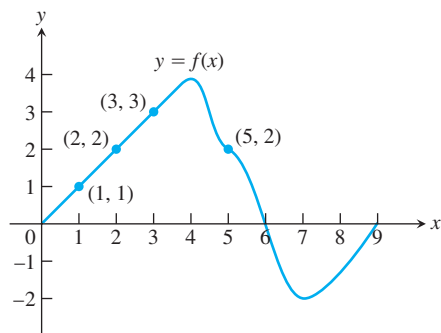
58. (Continuation of Exercise 57.) Find $c(400) - c(100)$, the cost of printing posters 101–400.

Drawing Conclusions About Motion from Graphs

59. Suppose that f is the differentiable function shown in the accompanying graph and that the position at time t (sec) of a particle moving along a coordinate axis is

$$s = \int_0^t f(x) dx$$

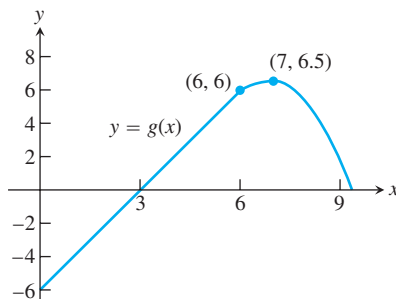
meters. Use the graph to answer the following questions. Give reasons for your answers.



- a. What is the particle's velocity at time $t = 5$?
 b. Is the acceleration of the particle at time $t = 5$ positive, or negative?
 c. What is the particle's position at time $t = 3$?
 d. At what time during the first 9 sec does s have its largest value?
 e. Approximately when is the acceleration zero?
 f. When is the particle moving toward the origin? away from the origin?
 g. On which side of the origin does the particle lie at time $t = 9$?
60. Suppose that g is the differentiable function graphed here and that the position at time t (sec) of a particle moving along a coordinate axis is

$$s = \int_0^t g(x) dx$$

meters. Use the graph to answer the following questions. Give reasons for your answers.



- What is the particle's velocity at $t = 3$?
- Is the acceleration at time $t = 3$ positive, or negative?
- What is the particle's position at time $t = 3$?
- When does the particle pass through the origin?
- When is the acceleration zero?
- When is the particle moving away from the origin toward the origin?
- On which side of the origin does the particle lie at $t = 9$?

Theory and Examples

- Show that if k is a positive constant, then the area between the x -axis and one arch of the curve $y = \sin kx$ is $2/k$.
- Find

$$\lim_{x \rightarrow 0} \frac{1}{x^3} \int_0^x \frac{t^2}{t^4 + 1} dt.$$

- Suppose $\int_1^x f(t) dt = x^2 - 2x + 1$. Find $f(x)$.
- Find $f(4)$ if $\int_0^x f(t) dt = x \cos \pi x$.
- Find the linearization of

$$f(x) = 2 - \int_2^{x+1} \frac{9}{1+t} dt$$

at $x = 1$.

- Find the linearization of

$$g(x) = 3 + \int_1^{x^2} \sec(t-1) dt$$

at $x = -1$.

- Suppose that f has a positive derivative for all values of x and that $f(1) = 0$. Which of the following statements must be true of the function

$$g(x) = \int_0^x f(t) dt?$$

Give reasons for your answers.

- g is a differentiable function of x .
 - g is a continuous function of x .
 - The graph of g has a horizontal tangent at $x = 1$.
 - g has a local maximum at $x = 1$.
 - g has a local minimum at $x = 1$.
 - The graph of g has an inflection point at $x = 1$.
 - The graph of dg/dx crosses the x -axis at $x = 1$.
- Suppose that f has a negative derivative for all values of x and that $f(1) = 0$. Which of the following statements must be true of the function

$$h(x) = \int_0^x f(t) dt?$$

Give reasons for your answers.

- h is a twice-differentiable function of x .
- h and dh/dx are both continuous.
- The graph of h has a horizontal tangent at $x = 1$.
- h has a local maximum at $x = 1$.
- h has a local minimum at $x = 1$.
- The graph of h has an inflection point at $x = 1$.
- The graph of dh/dx crosses the x -axis at $x = 1$.

- T 69. The Fundamental Theorem** If f is continuous, we expect

$$\lim_{h \rightarrow 0} \frac{1}{h} \int_x^{x+h} f(t) dt$$

to equal $f(x)$, as in the proof of Part 1 of the Fundamental Theorem. For instance, if $f(t) = \cos t$, then

$$\frac{1}{h} \int_x^{x+h} \cos t dt = \frac{\sin(x+h) - \sin x}{h}. \quad (7)$$

The right-hand side of Equation (7) is the difference quotient for the derivative of the sine, and we expect its limit as $h \rightarrow 0$ to be $\cos x$.

Graph $\cos x$ for $-\pi \leq x \leq 2\pi$. Then, in a different color if possible, graph the right-hand side of Equation (7) as a function of x for $h = 2, 1, 0.5$, and 0.1 . Watch how the latter curves converge to the graph of the cosine as $h \rightarrow 0$.

- T 70.** Repeat Exercise 69 for $f(t) = 3t^2$. What is

$$\lim_{h \rightarrow 0} \frac{1}{h} \int_x^{x+h} 3t^2 dt = \lim_{h \rightarrow 0} \frac{(x+h)^3 - x^3}{h}?$$

Graph $f(x) = 3x^2$ for $-1 \leq x \leq 1$. Then graph the quotient $((x+h)^3 - x^3)/h$ as a function of x for $h = 1, 0.5, 0.2$, and 0.1 . Watch how the latter curves converge to the graph of $3x^2$ as $h \rightarrow 0$.

COMPUTER EXPLORATIONS

In Exercises 71–74, let $F(x) = \int_a^x f(t) dt$ for the specified function f and interval $[a, b]$. Use a CAS to perform the following steps and answer the questions posed.

- Plot the functions f and F together over $[a, b]$.
- Solve the equation $F'(x) = 0$. What can you see to be true about the graphs of f and F at points where $F'(x) = 0$? Is your observation borne out by Part 1 of the Fundamental Theorem coupled with information provided by the first derivative? Explain your answer.
- Over what intervals (approximately) is the function F increasing and decreasing? What is true about f over those intervals?
- Calculate the derivative f' and plot it together with F . What can you see to be true about the graph of F at points where $f'(x) = 0$? Is your observation borne out by Part 1 of the Fundamental Theorem? Explain your answer.

71. $f(x) = x^3 - 4x^2 + 3x, [0, 4]$

72. $f(x) = 2x^4 - 17x^3 + 46x^2 - 43x + 12, \left[0, \frac{9}{2}\right]$

73. $f(x) = \sin 2x \cos \frac{x}{3}, [0, 2\pi]$

74. $f(x) = x \cos \pi x, [0, 2\pi]$

In Exercises 75–78, let $F(x) = \int_a^{u(x)} f(t) dt$ for the specified a , u , and f . Use a CAS to perform the following steps and answer the questions posed.

- Find the domain of F .
- Calculate $F'(x)$ and determine its zeros. For what points in its domain is F increasing? decreasing?
- Calculate $F''(x)$ and determine its zero. Identify the local extrema and the points of inflection of F .

d. Using the information from parts (a)–(c), draw a rough hand-sketch of $y = F(x)$ over its domain. Then graph $F(x)$ on your CAS to support your sketch.

75. $a = 1, u(x) = x^2, f(x) = \sqrt{1 - x^2}$

76. $a = 0, u(x) = x^2, f(x) = \sqrt{1 - x^2}$

77. $a = 0, u(x) = 1 - x, f(x) = x^2 - 2x - 3$

78. $a = 0, u(x) = 1 - x^2, f(x) = x^2 - 2x - 3$

In Exercises 79 and 80, assume that f is continuous and $u(x)$ is twice-differentiable.

79. Calculate $\frac{d}{dx} \int_a^{u(x)} f(t) dt$ and check your answer using a CAS.

80. Calculate $\frac{d^2}{dx^2} \int_a^{u(x)} f(t) dt$ and check your answer using a CAS.

5.5

Indefinite Integrals and the Substitution Rule

A definite integral is a number defined by taking the limit of Riemann sums associated with partitions of a finite closed interval whose norms go to zero. The Fundamental Theorem of Calculus says that a definite integral of a continuous function can be computed easily if we can find an antiderivative of the function. Antiderivatives generally turn out to be more difficult to find than derivatives. However, it is well worth the effort to learn techniques for computing them.

Recall from Section 4.8 that the set of *all* antiderivatives of the function f is called the **indefinite integral** of f with respect to x , and is symbolized by

$$\int f(x) dx.$$

The connection between antiderivatives and the definite integral stated in the Fundamental Theorem now explains this notation. When finding the indefinite integral of a function f , remember that it always includes an arbitrary constant C .

We must distinguish carefully between definite and indefinite integrals. A definite integral $\int_a^b f(x) dx$ is a *number*. An indefinite integral $\int f(x) dx$ is a *function* plus an arbitrary constant C .

So far, we have only been able to find antiderivatives of functions that are clearly recognizable as derivatives. In this section we begin to develop more general techniques for finding antiderivatives. The first integration techniques we develop are obtained by inverting rules for finding derivatives, such as the Power Rule and the Chain Rule.

The Power Rule in Integral Form

If u is a differentiable function of x and n is a rational number different from -1 , the Chain Rule tells us that

$$\frac{d}{dx} \left(\frac{u^{n+1}}{n+1} \right) = u^n \frac{du}{dx}.$$

From another point of view, this same equation says that $u^{n+1}/(n+1)$ is one of the anti-derivatives of the function $u^n(du/dx)$. Therefore,

$$\int \left(u^n \frac{du}{dx} \right) dx = \frac{u^{n+1}}{n+1} + C.$$

The integral on the left-hand side of this equation is usually written in the simpler “differential” form,

$$\int u^n du,$$

obtained by treating the dx 's as differentials that cancel. We are thus led to the following rule.

If u is any differentiable function, then

$$\int u^n du = \frac{u^{n+1}}{n+1} + C \quad (n \neq -1, n \text{ rational}). \quad (1)$$

Equation (1) actually holds for any real exponent $n \neq -1$, as we see in Chapter 7.

In deriving Equation (1), we assumed u to be a differentiable function of the variable x , but the name of the variable does not matter and does not appear in the final formula. We could have represented the variable with θ , t , y , or any other letter. Equation (1) says that whenever we can cast an integral in the form

$$\int u^n du, \quad (n \neq -1),$$

with u a differentiable function and du its differential, we can evaluate the integral as $[u^{n+1}/(n+1)] + C$.

EXAMPLE 1 Using the Power Rule

$$\begin{aligned} \int \sqrt{1+y^2} \cdot 2y \, dy &= \int \sqrt{u} \cdot \left(\frac{du}{dy} \right) dy && \text{Let } u = 1 + y^2, \\ &= \int u^{1/2} du && du/dy = 2y \\ &= \frac{u^{(1/2)+1}}{(1/2)+1} + C && \text{Integrate, using Eq. (1)} \\ &= \frac{2}{3} u^{3/2} + C && \text{with } n = 1/2. \\ &= \frac{2}{3} (1+y^2)^{3/2} + C && \text{Simpler form} \\ & && \text{Replace } u \text{ by } 1 + y^2. \quad \blacksquare \end{aligned}$$

EXAMPLE 2 Adjusting the Integrand by a Constant

$$\begin{aligned}
 \int \sqrt{4t-1} \, dt &= \int \frac{1}{4} \cdot \sqrt{4t-1} \cdot 4 \, dt \\
 &= \frac{1}{4} \int \sqrt{u} \cdot \left(\frac{du}{dt}\right) dt && \text{Let } u = 4t - 1, \\
 &= \frac{1}{4} \int u^{1/2} \, du && du/dt = 4. \\
 &= \frac{1}{4} \cdot \frac{u^{3/2}}{3/2} + C && \text{With the } 1/4 \text{ out front,} \\
 &= \frac{1}{6} u^{3/2} + C && \text{the integral is now in} \\
 &= \frac{1}{6} (4t-1)^{3/2} + C && \text{standard form.} \\
 & && \text{Integrate, using Eq. (1)} \\
 & && \text{with } n = 1/2. \\
 & && \text{Simpler form} \\
 & && \text{Replace } u \text{ by } 4t - 1. \quad \blacksquare
 \end{aligned}$$

Substitution: Running the Chain Rule Backwards

The substitutions in Examples 1 and 2 are instances of the following general rule.

THEOREM 5 The Substitution Rule

If $u = g(x)$ is a differentiable function whose range is an interval I and f is continuous on I , then

$$\int f(g(x))g'(x) \, dx = \int f(u) \, du.$$

Proof The rule is true because, by the Chain Rule, $F(g(x))$ is an antiderivative of $f(g(x)) \cdot g'(x)$ whenever F is an antiderivative of f :

$$\begin{aligned}
 \frac{d}{dx} F(g(x)) &= F'(g(x)) \cdot g'(x) && \text{Chain Rule} \\
 &= f(g(x)) \cdot g'(x). && \text{Because } F' = f
 \end{aligned}$$

If we make the substitution $u = g(x)$ then

$$\begin{aligned}
 \int f(g(x))g'(x) \, dx &= \int \frac{d}{dx} F(g(x)) \, dx \\
 &= F(g(x)) + C && \text{Fundamental Theorem} \\
 &= F(u) + C && u = g(x) \\
 &= \int F'(u) \, du && \text{Fundamental Theorem} \\
 &= \int f(u) \, du && F' = f \quad \blacksquare
 \end{aligned}$$

The Substitution Rule provides the following method to evaluate the integral

$$\int f(g(x))g'(x) dx,$$

when f and g' are continuous functions:

1. Substitute $u = g(x)$ and $du = g'(x) dx$ to obtain the integral

$$\int f(u) du.$$

2. Integrate with respect to u .
3. Replace u by $g(x)$ in the result.

EXAMPLE 3 Using Substitution

$$\begin{aligned} \int \cos(7\theta + 5) d\theta &= \int \cos u \cdot \frac{1}{7} du \\ &= \frac{1}{7} \int \cos u du \\ &= \frac{1}{7} \sin u + C \\ &= \frac{1}{7} \sin(7\theta + 5) + C \end{aligned}$$

Let $u = 7\theta + 5$, $du = 7 d\theta$,
($1/7$) $du = d\theta$.

With the ($1/7$) out front, the
integral is now in standard form.

Integrate with respect to u ,
Table 4.2.

Replace u by $7\theta + 5$.

We can verify this solution by differentiating and checking that we obtain the original function $\cos(7\theta + 5)$. ■

EXAMPLE 4 Using Substitution

$$\begin{aligned} \int x^2 \sin(x^3) dx &= \int \sin(x^3) \cdot x^2 dx \\ &= \int \sin u \cdot \frac{1}{3} du \\ &= \frac{1}{3} \int \sin u du \\ &= \frac{1}{3} (-\cos u) + C \\ &= -\frac{1}{3} \cos(x^3) + C \end{aligned}$$

Let $u = x^3$,
 $du = 3x^2 dx$,
($1/3$) $du = x^2 dx$.

Integrate with respect to u .

Replace u by x^3 . ■

EXAMPLE 5 Using Identities and Substitution

$$\begin{aligned}
 \int \frac{1}{\cos^2 2x} dx &= \int \sec^2 2x dx && \frac{1}{\cos 2x} = \sec 2x \\
 &= \int \sec^2 u \cdot \frac{1}{2} du && \begin{aligned} u &= 2x, \\ du &= 2 dx, \\ dx &= (1/2) du \end{aligned} \\
 &= \frac{1}{2} \int \sec^2 u du \\
 &= \frac{1}{2} \tan u + C && \frac{d}{du} \tan u = \sec^2 u \\
 &= \frac{1}{2} \tan 2x + C && u = 2x \quad \blacksquare
 \end{aligned}$$

The success of the substitution method depends on finding a substitution that changes an integral we cannot evaluate directly into one that we can. If the first substitution fails, try to simplify the integrand further with an additional substitution or two (see Exercises 49 and 50). Alternatively, we can start fresh. There can be more than one good way to start, as in the next example.

EXAMPLE 6 Using Different Substitutions

Evaluate

$$\int \frac{2z dz}{\sqrt[3]{z^2 + 1}}.$$

Solution We can use the substitution method of integration as an exploratory tool: Substitute for the most troublesome part of the integrand and see how things work out. For the integral here, we might try $u = z^2 + 1$ or we might even press our luck and take u to be the entire cube root. Here is what happens in each case.

Solution 1: Substitute $u = z^2 + 1$.

$$\begin{aligned}
 \int \frac{2z dz}{\sqrt[3]{z^2 + 1}} &= \int \frac{du}{u^{1/3}} && \begin{aligned} \text{Let } u &= z^2 + 1, \\ du &= 2z dz. \end{aligned} \\
 &= \int u^{-1/3} du && \text{In the form } \int u^n du \\
 &= \frac{u^{2/3}}{2/3} + C && \text{Integrate with respect to } u. \\
 &= \frac{3}{2} u^{2/3} + C \\
 &= \frac{3}{2} (z^2 + 1)^{2/3} + C && \text{Replace } u \text{ by } z^2 + 1.
 \end{aligned}$$

Solution 2: Substitute $u = \sqrt[3]{z^2 + 1}$ instead.

$$\begin{aligned}\int \frac{2z \, dz}{\sqrt[3]{z^2 + 1}} &= \int \frac{3u^2 \, du}{u} \\ &= 3 \int u \, du \\ &= 3 \cdot \frac{u^2}{2} + C \\ &= \frac{3}{2}(z^2 + 1)^{2/3} + C\end{aligned}$$

Let $u = \sqrt[3]{z^2 + 1}$,
 $u^3 = z^2 + 1$,
 $3u^2 \, du = 2z \, dz$.

Integrate with respect to u .

Replace u by $(z^2 + 1)^{1/3}$. ■

The Integrals of $\sin^2 x$ and $\cos^2 x$

Sometimes we can use trigonometric identities to transform integrals we do not know how to evaluate into ones we can use the substitution rule. Here is an example giving the integral formulas for $\sin^2 x$ and $\cos^2 x$ which arise frequently in applications.

EXAMPLE 7

$$\begin{aligned}\text{(a)} \quad \int \sin^2 x \, dx &= \int \frac{1 - \cos 2x}{2} \, dx && \sin^2 x = \frac{1 - \cos 2x}{2} \\ &= \frac{1}{2} \int (1 - \cos 2x) \, dx = \frac{1}{2} \int dx - \frac{1}{2} \int \cos 2x \, dx \\ &= \frac{1}{2}x - \frac{1}{2} \frac{\sin 2x}{2} + C = \frac{x}{2} - \frac{\sin 2x}{4} + C\end{aligned}$$

$$\begin{aligned}\text{(b)} \quad \int \cos^2 x \, dx &= \int \frac{1 + \cos 2x}{2} \, dx && \cos^2 x = \frac{1 + \cos 2x}{2} \\ &= \frac{x}{2} + \frac{\sin 2x}{4} + C && \text{As in part (a), but with a sign change}\end{aligned}$$

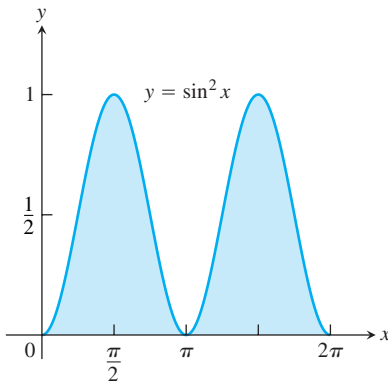


FIGURE 5.24 The area beneath the curve $y = \sin^2 x$ over $[0, 2\pi]$ equals π square units (Example 8).

EXAMPLE 8 Area Beneath the Curve $y = \sin^2 x$

Figure 5.24 shows the graph of $g(x) = \sin^2 x$ over the interval $[0, 2\pi]$. Find

- the definite integral of $g(x)$ over $[0, 2\pi]$.
- the area between the graph of the function and the x -axis over $[0, 2\pi]$.

Solution

(a) From Example 7(a), the definite integral is

$$\begin{aligned}\int_0^{2\pi} \sin^2 x \, dx &= \left[\frac{x}{2} - \frac{\sin 2x}{4} \right]_0^{2\pi} = \left[\frac{2\pi}{2} - \frac{\sin 4\pi}{4} \right] - \left[\frac{0}{2} - \frac{\sin 0}{4} \right] \\ &= [\pi - 0] - [0 - 0] = \pi.\end{aligned}$$

(b) The function $\sin^2 x$ is nonnegative, so the area is equal to the definite integral, or π . ■

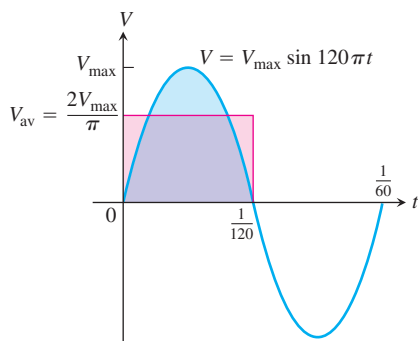


FIGURE 5.25 The graph of the voltage $V = V_{\max} \sin 120\pi t$ over a full cycle. Its average value over a half-cycle is $2V_{\max}/\pi$. Its average value over a full cycle is zero (Example 9).

EXAMPLE 9 Household Electricity

We can model the voltage in our home wiring with the sine function

$$V = V_{\max} \sin 120\pi t,$$

which expresses the voltage V in volts as a function of time t in seconds. The function runs through 60 cycles each second (its frequency is 60 hertz, or 60 Hz). The positive constant V_{\max} (“vee max”) is the **peak voltage**.

The average value of V over the half-cycle from 0 to $1/120$ sec (see Figure 5.25) is

$$\begin{aligned} V_{\text{av}} &= \frac{1}{(1/120) - 0} \int_0^{1/120} V_{\max} \sin 120\pi t \, dt \\ &= 120V_{\max} \left[-\frac{1}{120\pi} \cos 120\pi t \right]_0^{1/120} \\ &= \frac{V_{\max}}{\pi} [-\cos \pi + \cos 0] \\ &= \frac{2V_{\max}}{\pi}. \end{aligned}$$

The average value of the voltage over a full cycle is zero, as we can see from Figure 5.25. (Also see Exercise 63.) If we measured the voltage with a standard moving-coil galvanometer, the meter would read zero.

To measure the voltage effectively, we use an instrument that measures the square root of the average value of the square of the voltage, namely

$$V_{\text{rms}} = \sqrt{(V^2)_{\text{av}}}.$$

The subscript “rms” (read the letters separately) stands for “root mean square.” Since the average value of $V^2 = (V_{\max})^2 \sin^2 120\pi t$ over a cycle is

$$(V^2)_{\text{av}} = \frac{1}{(1/60) - 0} \int_0^{1/60} (V_{\max})^2 \sin^2 120\pi t \, dt = \frac{(V_{\max})^2}{2},$$

(Exercise 63, part c), the rms voltage is

$$V_{\text{rms}} = \sqrt{\frac{(V_{\max})^2}{2}} = \frac{V_{\max}}{\sqrt{2}}.$$

The values given for household currents and voltages are always rms values. Thus, “115 volts ac” means that the rms voltage is 115. The peak voltage, obtained from the last equation, is

$$V_{\max} = \sqrt{2} V_{\text{rms}} = \sqrt{2} \cdot 115 \approx 163 \text{ volts},$$

which is considerably higher. ■

EXERCISES 5.5

Evaluating Integrals

Evaluate the indefinite integrals in Exercises 1–12 by using the given substitutions to reduce the integrals to standard form.

1. $\int \sin 3x \, dx, \quad u = 3x$

2. $\int x \sin (2x^2) \, dx, \quad u = 2x^2$

3. $\int \sec 2t \tan 2t \, dt, \quad u = 2t$

4. $\int \left(1 - \cos \frac{t}{2}\right)^2 \sin \frac{t}{2} \, dt, \quad u = 1 - \cos \frac{t}{2}$

5. $\int 28(7x - 2)^{-5} dx, \quad u = 7x - 2$

6. $\int x^3(x^4 - 1)^2 dx, \quad u = x^4 - 1$

7. $\int \frac{9r^2 dr}{\sqrt{1 - r^3}}, \quad u = 1 - r^3$

8. $\int 12(y^4 + 4y^2 + 1)^2(y^3 + 2y) dy, \quad u = y^4 + 4y^2 + 1$

9. $\int \sqrt{x} \sin^2(x^{3/2} - 1) dx, \quad u = x^{3/2} - 1$

10. $\int \frac{1}{x^2} \cos^2\left(\frac{1}{x}\right) dx, \quad u = -\frac{1}{x}$

11. $\int \csc^2 2\theta \cot 2\theta d\theta$

a. Using $u = \cot 2\theta$ b. Using $u = \csc 2\theta$

12. $\int \frac{dx}{\sqrt{5x + 8}}$

a. Using $u = 5x + 8$ b. Using $u = \sqrt{5x + 8}$

Evaluate the integrals in Exercises 13–48.

13. $\int \sqrt{3 - 2s} ds$

14. $\int (2x + 1)^3 dx$

15. $\int \frac{1}{\sqrt{5s + 4}} ds$

16. $\int \frac{3 dx}{(2 - x)^2}$

17. $\int \theta \sqrt[4]{1 - \theta^2} d\theta$

18. $\int 8\theta \sqrt[3]{\theta^2 - 1} d\theta$

19. $\int 3y \sqrt{7 - 3y^2} dy$

20. $\int \frac{4y dy}{\sqrt{2y^2 + 1}}$

21. $\int \frac{1}{\sqrt{x}(1 + \sqrt{x})^2} dx$

22. $\int \frac{(1 + \sqrt{x})^3}{\sqrt{x}} dx$

23. $\int \cos(3z + 4) dz$

24. $\int \sin(8z - 5) dz$

25. $\int \sec^2(3x + 2) dx$

26. $\int \tan^2 x \sec^2 x dx$

27. $\int \sin^5 \frac{x}{3} \cos \frac{x}{3} dx$

28. $\int \tan^7 \frac{x}{2} \sec^2 \frac{x}{2} dx$

29. $\int r^2 \left(\frac{r^3}{18} - 1\right)^5 dr$

30. $\int r^4 \left(7 - \frac{r^5}{10}\right)^3 dr$

31. $\int x^{1/2} \sin(x^{3/2} + 1) dx$

32. $\int x^{1/3} \sin(x^{4/3} - 8) dx$

33. $\int \sec\left(v + \frac{\pi}{2}\right) \tan\left(v + \frac{\pi}{2}\right) dv$

34. $\int \csc\left(\frac{v - \pi}{2}\right) \cot\left(\frac{v - \pi}{2}\right) dv$

35. $\int \frac{\sin(2t + 1)}{\cos^2(2t + 1)} dt$

36. $\int \frac{6 \cos t}{(2 + \sin t)^3} dt$

37. $\int \sqrt{\cot y} \csc^2 y dy$

38. $\int \frac{\sec z \tan z}{\sqrt{\sec z}} dz$

39. $\int \frac{1}{t^2} \cos\left(\frac{1}{t} - 1\right) dt$

40. $\int \frac{1}{\sqrt{t}} \cos(\sqrt{t} + 3) dt$

41. $\int \frac{1}{\theta^2} \sin \frac{1}{\theta} \cos \frac{1}{\theta} d\theta$

42. $\int \frac{\cos \sqrt{\theta}}{\sqrt{\theta} \sin^2 \sqrt{\theta}} d\theta$

43. $\int (s^3 + 2s^2 - 5s + 5)(3s^2 + 4s - 5) ds$

44. $\int (\theta^4 - 2\theta^2 + 8\theta - 2)(\theta^3 - \theta + 2) d\theta$

45. $\int t^3(1 + t^4)^3 dt$

46. $\int \sqrt{\frac{x-1}{x^5}} dx$

47. $\int x^3 \sqrt{x^2 + 1} dx$

48. $\int 3x^5 \sqrt{x^3 + 1} dx$

Simplifying Integrals Step by Step

If you do not know what substitution to make, try reducing the integral step by step, using a trial substitution to simplify the integral a bit and then another to simplify it some more. You will see what we mean if you try the sequences of substitutions in Exercises 49 and 50.

49. $\int \frac{18 \tan^2 x \sec^2 x}{(2 + \tan^3 x)^2} dx$

a. $u = \tan x$, followed by $v = u^3$, then by $w = 2 + v$ b. $u = \tan^3 x$, followed by $v = 2 + u$ c. $u = 2 + \tan^3 x$

50. $\int \sqrt{1 + \sin^2(x - 1)} \sin(x - 1) \cos(x - 1) dx$

a. $u = x - 1$, followed by $v = \sin u$, then by $w = 1 + v^2$ b. $u = \sin(x - 1)$, followed by $v = 1 + u^2$ c. $u = 1 + \sin^2(x - 1)$

Evaluate the integrals in Exercises 51 and 52.

51. $\int \frac{(2r - 1) \cos \sqrt{3(2r - 1)^2 + 6}}{\sqrt{3(2r - 1)^2 + 6}} dr$

52. $\int \frac{\sin \sqrt{\theta}}{\sqrt{\theta} \cos^3 \sqrt{\theta}} d\theta$

Initial Value Problems

Solve the initial value problems in Exercises 53–58.

53. $\frac{ds}{dt} = 12t(3t^2 - 1)^3, \quad s(1) = 3$

54. $\frac{dy}{dx} = 4x(x^2 + 8)^{-1/3}, \quad y(0) = 0$

55. $\frac{ds}{dt} = 8 \sin^2\left(t + \frac{\pi}{12}\right), \quad s(0) = 8$

56. $\frac{dr}{d\theta} = 3 \cos^2\left(\frac{\pi}{4} - \theta\right), \quad r(0) = \frac{\pi}{8}$

$$57. \frac{d^2s}{dt^2} = -4 \sin\left(2t - \frac{\pi}{2}\right), \quad s'(0) = 100, \quad s(0) = 0$$

$$58. \frac{d^2y}{dx^2} = 4 \sec^2 2x \tan 2x, \quad y'(0) = 4, \quad y(0) = -1$$

59. The velocity of a particle moving back and forth on a line is $v = ds/dt = 6 \sin 2t$ m/sec for all t . If $s = 0$ when $t = 0$, find the value of s when $t = \pi/2$ sec.

60. The acceleration of a particle moving back and forth on a line is $a = d^2s/dt^2 = \pi^2 \cos \pi t$ m/sec² for all t . If $s = 0$ and $v = 8$ m/sec when $t = 0$, find s when $t = 1$ sec.

Theory and Examples

61. It looks as if we can integrate $2 \sin x \cos x$ with respect to x in three different ways:

$$\begin{aligned} \text{a. } \int 2 \sin x \cos x \, dx &= \int 2u \, du && u = \sin x, \\ &= u^2 + C_1 = \sin^2 x + C_1 \end{aligned}$$

$$\begin{aligned} \text{b. } \int 2 \sin x \cos x \, dx &= \int -2u \, du && u = \cos x, \\ &= -u^2 + C_2 = -\cos^2 x + C_2 \end{aligned}$$

$$\begin{aligned} \text{c. } \int 2 \sin x \cos x \, dx &= \int \sin 2x \, dx && 2 \sin x \cos x = \sin 2x \\ &= -\frac{\cos 2x}{2} + C_3. \end{aligned}$$

Can all three integrations be correct? Give reasons for your answer.

62. The substitution $u = \tan x$ gives

$$\int \sec^2 x \tan x \, dx = \int u \, du = \frac{u^2}{2} + C = \frac{\tan^2 x}{2} + C.$$

The substitution $u = \sec x$ gives

$$\int \sec^2 x \tan x \, dx = \int u \, du = \frac{u^2}{2} + C = \frac{\sec^2 x}{2} + C.$$

Can both integrations be correct? Give reasons for your answer.

63. (Continuation of Example 9.)

a. Show by evaluating the integral in the expression

$$\frac{1}{(1/60) - 0} \int_0^{1/60} V_{\max} \sin 120 \pi t \, dt$$

that the average value of $V = V_{\max} \sin 120 \pi t$ over a full cycle is zero.

b. The circuit that runs your electric stove is rated 240 volts rms. What is the peak value of the allowable voltage?

c. Show that

$$\int_0^{1/60} (V_{\max})^2 \sin^2 120 \pi t \, dt = \frac{(V_{\max})^2}{120}.$$

5.6

Substitution and Area Between Curves

There are two methods for evaluating a definite integral by substitution. The first method is to find an antiderivative using substitution, and then to evaluate the definite integral by applying the Fundamental Theorem. We used this method in Examples 8 and 9 of the preceding section. The second method extends the process of substitution directly to *definite* integrals. We apply the new formula introduced here to the problem of computing the area between two curves.

Substitution Formula

In the following formula, the limits of integration change when the variable of integration is changed by substitution.

THEOREM 6 Substitution in Definite Integrals

If g' is continuous on the interval $[a, b]$ and f is continuous on the range of g , then

$$\int_a^b f(g(x)) \cdot g'(x) \, dx = \int_{g(a)}^{g(b)} f(u) \, du$$

Proof Let F denote any antiderivative of f . Then,

$$\begin{aligned} \int_a^b f(g(x)) \cdot g'(x) \, dx &= F(g(x)) \Big|_{x=a}^{x=b} && \frac{d}{dx} F(g(x)) \\ &= F(g(b)) - F(g(a)) && = F'(g(x))g'(x) \\ &= F(u) \Big|_{u=g(a)}^{u=g(b)} && = f(g(x))g'(x) \\ &= \int_{g(a)}^{g(b)} f(u) \, du. && \text{Fundamental Theorem, Part 2} \quad \blacksquare \end{aligned}$$

To use the formula, make the same u -substitution $u = g(x)$ and $du = g'(x) \, dx$ you would use to evaluate the corresponding indefinite integral. Then integrate the transformed integral with respect to u from the value $g(a)$ (the value of u at $x = a$) to the value $g(b)$ (the value of u at $x = b$).

EXAMPLE 1 Substitution by Two Methods

Evaluate $\int_{-1}^1 3x^2\sqrt{x^3+1} \, dx$.

Solution We have two choices.

Method 1: Transform the integral and evaluate the transformed integral with the transformed limits given in Theorem 6.

$$\begin{aligned} \int_{-1}^1 3x^2\sqrt{x^3+1} \, dx &= \int_0^2 \sqrt{u} \, du && \begin{array}{l} \text{Let } u = x^3 + 1, \, du = 3x^2 \, dx. \\ \text{When } x = -1, \, u = (-1)^3 + 1 = 0. \\ \text{When } x = 1, \, u = (1)^3 + 1 = 2. \end{array} \\ &= \frac{2}{3} u^{3/2} \Big|_0^2 && \text{Evaluate the new definite integral.} \\ &= \frac{2}{3} \left[2^{3/2} - 0^{3/2} \right] = \frac{2}{3} \left[2\sqrt{2} \right] = \frac{4\sqrt{2}}{3} \end{aligned}$$

Method 2: Transform the integral as an indefinite integral, integrate, change back to x , and use the original x -limits.

$$\begin{aligned} \int 3x^2\sqrt{x^3+1} \, dx &= \int \sqrt{u} \, du && \text{Let } u = x^3 + 1, \, du = 3x^2 \, dx. \\ &= \frac{2}{3} u^{3/2} + C && \text{Integrate with respect to } u. \\ &= \frac{2}{3} (x^3 + 1)^{3/2} + C && \text{Replace } u \text{ by } x^3 + 1. \\ \int_{-1}^1 3x^2\sqrt{x^3+1} \, dx &= \frac{2}{3} (x^3 + 1)^{3/2} \Big|_{-1}^1 && \text{Use the integral just found,} \\ &= \frac{2}{3} \left[((1)^3 + 1)^{3/2} - ((-1)^3 + 1)^{3/2} \right] && \text{with limits of integration for } x. \\ &= \frac{2}{3} \left[2^{3/2} - 0^{3/2} \right] = \frac{2}{3} \left[2\sqrt{2} \right] = \frac{4\sqrt{2}}{3} \quad \blacksquare \end{aligned}$$

Which method is better—evaluating the transformed definite integral with transformed limits using Theorem 6, or transforming the integral, integrating, and transforming back to use the original limits of integration? In Example 1, the first method seems easier, but that is not always the case. Generally, it is best to know both methods and to use whichever one seems better at the time.

EXAMPLE 2 Using the Substitution Formula

$$\begin{aligned} \int_{\pi/4}^{\pi/2} \cot \theta \csc^2 \theta \, d\theta &= \int_1^0 u \cdot (-du) && \text{Let } u = \cot \theta, \, du = -\csc^2 \theta \, d\theta, \\ &= -\int_1^0 u \, du && \quad -du = \csc^2 \theta \, d\theta. \\ &= -\left[\frac{u^2}{2} \right]_1^0 && \text{When } \theta = \pi/4, \, u = \cot(\pi/4) = 1. \\ &= -\left[\frac{(0)^2}{2} - \frac{(1)^2}{2} \right] = \frac{1}{2} && \text{When } \theta = \pi/2, \, u = \cot(\pi/2) = 0. \end{aligned}$$

Definite Integrals of Symmetric Functions

The Substitution Formula in Theorem 6 simplifies the calculation of definite integrals of even and odd functions (Section 1.4) over a symmetric interval $[-a, a]$ (Figure 5.26).

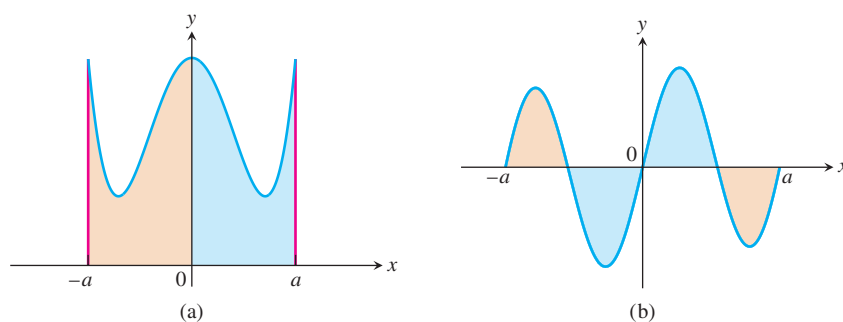


FIGURE 5.26 (a) f even, $\int_{-a}^a f(x) \, dx = 2 \int_0^a f(x) \, dx$ (b) f odd, $\int_{-a}^a f(x) \, dx = 0$

Theorem 7

Let f be continuous on the symmetric interval $[-a, a]$.

(a) If f is even, then $\int_{-a}^a f(x) \, dx = 2 \int_0^a f(x) \, dx$.

(b) If f is odd, then $\int_{-a}^a f(x) \, dx = 0$.

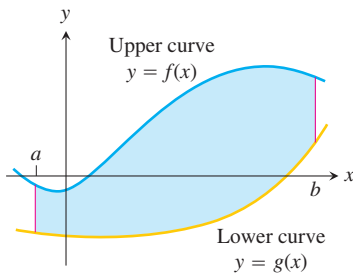


FIGURE 5.27 The region between the curves $y = f(x)$ and $y = g(x)$ and the lines $x = a$ and $x = b$.

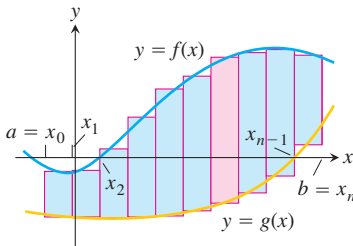


FIGURE 5.28 We approximate the region with rectangles perpendicular to the x -axis.

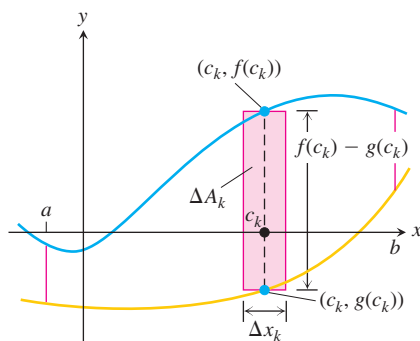


FIGURE 5.29 The area ΔA_k of the k th rectangle is the product of its height, $f(c_k) - g(c_k)$, and its width, Δx_k .

Proof of Part (a)

$$\begin{aligned}
 \int_{-a}^a f(x) \, dx &= \int_{-a}^0 f(x) \, dx + \int_0^a f(x) \, dx && \text{Additivity Rule for Definite Integrals} \\
 &= -\int_0^{-a} f(x) \, dx + \int_0^a f(x) \, dx && \text{Order of Integration Rule} \\
 &= -\int_0^a f(-u)(-du) + \int_0^a f(x) \, dx && \text{Let } u = -x, du = -dx. \\
 & && \text{When } x = 0, u = 0. \\
 & && \text{When } x = -a, u = a. \\
 &= \int_0^a f(-u) \, du + \int_0^a f(x) \, dx \\
 &= \int_0^a f(u) \, du + \int_0^a f(x) \, dx && f \text{ is even, so } f(-u) = f(u). \\
 &= 2 \int_0^a f(x) \, dx
 \end{aligned}$$

The proof of part (b) is entirely similar and you are asked to give it in Exercise 86. ■

The assertions of Theorem 7 remain true when f is an integrable function (rather than having the stronger property of being continuous), but the proof is somewhat more difficult and best left to a more advanced course.

EXAMPLE 3 Integral of an Even Function

Evaluate $\int_{-2}^2 (x^4 - 4x^2 + 6) \, dx$.

Solution Since $f(x) = x^4 - 4x^2 + 6$ satisfies $f(-x) = f(x)$, it is even on the symmetric interval $[-2, 2]$, so

$$\begin{aligned}
 \int_{-2}^2 (x^4 - 4x^2 + 6) \, dx &= 2 \int_0^2 (x^4 - 4x^2 + 6) \, dx \\
 &= 2 \left[\frac{x^5}{5} - \frac{4}{3}x^3 + 6x \right]_0^2 \\
 &= 2 \left(\frac{32}{5} - \frac{32}{3} + 12 \right) = \frac{232}{15}.
 \end{aligned}$$

Areas Between Curves

Suppose we want to find the area of a region that is bounded above by the curve $y = f(x)$, below by the curve $y = g(x)$, and on the left and right by the lines $x = a$ and $x = b$ (Figure 5.27). The region might accidentally have a shape whose area we could find with geometry, but if f and g are arbitrary continuous functions, we usually have to find the area with an integral.

To see what the integral should be, we first approximate the region with n vertical rectangles based on a partition $P = \{x_0, x_1, \dots, x_n\}$ of $[a, b]$ (Figure 5.28). The area of the k th rectangle (Figure 5.29) is

$$\Delta A_k = \text{height} \times \text{width} = [f(c_k) - g(c_k)] \Delta x_k.$$

We then approximate the area of the region by adding the areas of the n rectangles:

$$A \approx \sum_{k=1}^n \Delta A_k = \sum_{k=1}^n [f(c_k) - g(c_k)] \Delta x_k. \quad \text{Riemann Sum}$$

As $\|P\| \rightarrow 0$, the sums on the right approach the limit $\int_a^b [f(x) - g(x)] dx$ because f and g are continuous. We take the area of the region to be the value of this integral. That is,

$$A = \lim_{\|P\| \rightarrow 0} \sum_{k=1}^n [f(c_k) - g(c_k)] \Delta x_k = \int_a^b [f(x) - g(x)] dx.$$

DEFINITION Area Between Curves

If f and g are continuous with $f(x) \geq g(x)$ throughout $[a, b]$, then the **area of the region between the curves $y = f(x)$ and $y = g(x)$ from a to b** is the integral of $(f - g)$ from a to b :

$$A = \int_a^b [f(x) - g(x)] dx.$$

When applying this definition it is helpful to graph the curves. The graph reveals which curve is the upper curve f and which is the lower curve g . It also helps you find the limits of integration if they are not already known. You may need to find where the curves intersect to determine the limits of integration, and this may involve solving the equation $f(x) = g(x)$ for values of x . Then you can integrate the function $f - g$ for the area between the intersections.

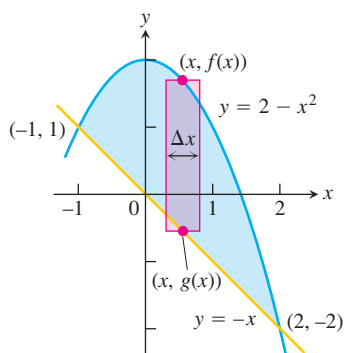


FIGURE 5.30 The region in Example 4 with a typical approximating rectangle.

EXAMPLE 4 Area Between Intersecting Curves

Find the area of the region enclosed by the parabola $y = 2 - x^2$ and the line $y = -x$.

Solution First we sketch the two curves (Figure 5.30). The limits of integration are found by solving $y = 2 - x^2$ and $y = -x$ simultaneously for x .

$$\begin{aligned} 2 - x^2 &= -x && \text{Equate } f(x) \text{ and } g(x). \\ x^2 - x - 2 &= 0 && \text{Rewrite.} \\ (x + 1)(x - 2) &= 0 && \text{Factor.} \\ x = -1, \quad x = 2. &&& \text{Solve.} \end{aligned}$$

The region runs from $x = -1$ to $x = 2$. The limits of integration are $a = -1$, $b = 2$.

The area between the curves is

$$\begin{aligned} A &= \int_a^b [f(x) - g(x)] dx = \int_{-1}^2 [(2 - x^2) - (-x)] dx \\ &= \int_{-1}^2 (2 + x - x^2) dx = \left[2x + \frac{x^2}{2} - \frac{x^3}{3} \right]_{-1}^2 \\ &= \left(4 + \frac{4}{2} - \frac{8}{3} \right) - \left(-2 + \frac{1}{2} + \frac{1}{3} \right) = \frac{9}{2} \end{aligned}$$

HISTORICAL BIOGRAPHY

Richard Dedekind
(1831–1916)

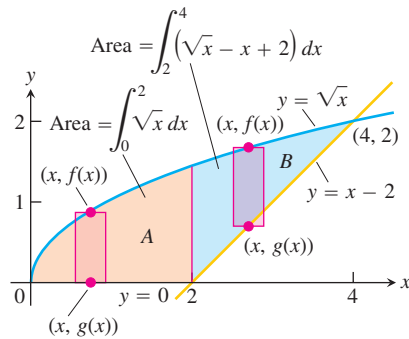


FIGURE 5.31 When the formula for a bounding curve changes, the area integral changes to become the sum of integrals to match, one integral for each of the shaded regions shown here for Example 5.

If the formula for a bounding curve changes at one or more points, we subdivide the region into subregions that correspond to the formula changes and apply the formula for the area between curves to each subregion.

EXAMPLE 5 Changing the Integral to Match a Boundary Change

Find the area of the region in the first quadrant that is bounded above by $y = \sqrt{x}$ and below by the x -axis and the line $y = x - 2$.

Solution The sketch (Figure 5.31) shows that the region's upper boundary is the graph of $f(x) = \sqrt{x}$. The lower boundary changes from $g(x) = 0$ for $0 \leq x \leq 2$ to $g(x) = x - 2$ for $2 \leq x \leq 4$ (there is agreement at $x = 2$). We subdivide the region at $x = 2$ into subregions A and B , shown in Figure 5.31.

The limits of integration for region A are $a = 0$ and $b = 2$. The left-hand limit for region B is $a = 2$. To find the right-hand limit, we solve the equations $y = \sqrt{x}$ and $y = x - 2$ simultaneously for x :

$$\begin{aligned} \sqrt{x} &= x - 2 && \text{Equate } f(x) \text{ and } g(x). \\ x &= (x - 2)^2 = x^2 - 4x + 4 && \text{Square both sides.} \\ x^2 - 5x + 4 &= 0 && \text{Rewrite.} \\ (x - 1)(x - 4) &= 0 && \text{Factor.} \\ x &= 1, \quad x = 4. && \text{Solve.} \end{aligned}$$

Only the value $x = 4$ satisfies the equation $\sqrt{x} = x - 2$. The value $x = 1$ is an extraneous root introduced by squaring. The right-hand limit is $b = 4$.

$$\text{For } 0 \leq x \leq 2: \quad f(x) - g(x) = \sqrt{x} - 0 = \sqrt{x}$$

$$\text{For } 2 \leq x \leq 4: \quad f(x) - g(x) = \sqrt{x} - (x - 2) = \sqrt{x} - x + 2$$

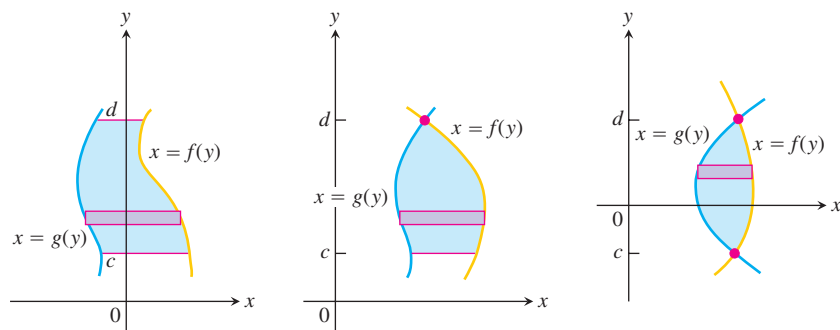
We add the area of subregions A and B to find the total area:

$$\begin{aligned} \text{Total area} &= \underbrace{\int_0^2 \sqrt{x} \, dx}_{\text{area of } A} + \underbrace{\int_2^4 (\sqrt{x} - x + 2) \, dx}_{\text{area of } B} \\ &= \left[\frac{2}{3} x^{3/2} \right]_0^2 + \left[\frac{2}{3} x^{3/2} - \frac{x^2}{2} + 2x \right]_2^4 \\ &= \frac{2}{3} (2)^{3/2} - 0 + \left(\frac{2}{3} (4)^{3/2} - 8 + 8 \right) - \left(\frac{2}{3} (2)^{3/2} - 2 + 4 \right) \\ &= \frac{2}{3} (8) - 2 = \frac{10}{3}. \end{aligned}$$

Integration with Respect to y

If a region's bounding curves are described by functions of y , the approximating rectangles are horizontal instead of vertical and the basic formula has y in place of x .

For regions like these



use the formula

$$A = \int_c^d [f(y) - g(y)] dy.$$

In this equation f always denotes the right-hand curve and g the left-hand curve, so $f(y) - g(y)$ is nonnegative.

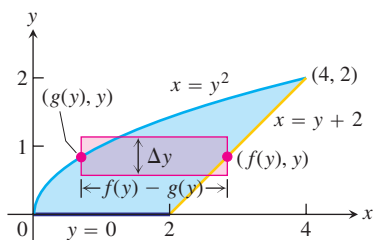


FIGURE 5.32 It takes two integrations to find the area of this region if we integrate with respect to x . It takes only one if we integrate with respect to y (Example 6).

EXAMPLE 6 Find the area of the region in Example 5 by integrating with respect to y .

Solution We first sketch the region and a typical *horizontal* rectangle based on a partition of an interval of y -values (Figure 5.32). The region's right-hand boundary is the line $x = y + 2$, so $f(y) = y + 2$. The left-hand boundary is the curve $x = y^2$, so $g(y) = y^2$. The lower limit of integration is $y = 0$. We find the upper limit by solving $x = y + 2$ and $x = y^2$ simultaneously for y :

$$\begin{aligned} y + 2 &= y^2 && \text{Equate } f(y) = y + 2 \\ &&& \text{and } g(y) = y^2. \\ y^2 - y - 2 &= 0 && \text{Rewrite.} \\ (y + 1)(y - 2) &= 0 && \text{Factor.} \\ y = -1, \quad y = 2 &&& \text{Solve.} \end{aligned}$$

The upper limit of integration is $b = 2$. (The value $y = -1$ gives a point of intersection *below* the x -axis.)

The area of the region is

$$\begin{aligned} A &= \int_a^b [f(y) - g(y)] dy = \int_0^2 [y + 2 - y^2] dy \\ &= \int_0^2 [2 + y - y^2] dy \\ &= \left[2y + \frac{y^2}{2} - \frac{y^3}{3} \right]_0^2 \\ &= 4 + \frac{4}{2} - \frac{8}{3} = \frac{10}{3}. \end{aligned}$$

This is the result of Example 5, found with less work. ■

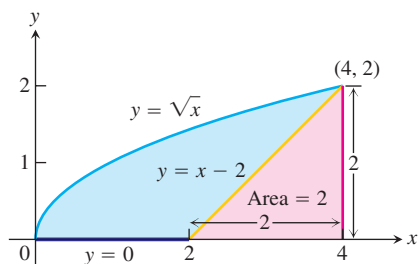


FIGURE 5.33 The area of the blue region is the area under the parabola $y = \sqrt{x}$ minus the area of the triangle (Example 7).

Combining Integrals with Formulas from Geometry

The fastest way to find an area may be to combine calculus and geometry.

EXAMPLE 7 The Area of the Region in Example 5 Found the Fastest Way

Find the area of the region in Example 5.

Solution The area we want is the area between the curve $y = \sqrt{x}$, $0 \leq x \leq 4$, and the x -axis, *minus* the area of a triangle with base 2 and height 2 (Figure 5.33):

$$\begin{aligned} \text{Area} &= \int_0^4 \sqrt{x} \, dx - \frac{1}{2}(2)(2) \\ &= \left. \frac{2}{3}x^{3/2} \right|_0^4 - 2 \\ &= \frac{2}{3}(8) - 0 - 2 = \frac{10}{3}. \end{aligned}$$

Conclusion from Examples 5–7 It is sometimes easier to find the area between two curves by integrating with respect to y instead of x . Also, it may help to combine geometry and calculus. After sketching the region, take a moment to think about the best way to proceed.

EXERCISES 5.6

Evaluating Definite Integrals

Use the Substitution Formula in Theorem 6 to evaluate the integrals in Exercises 1–24.

1. a. $\int_0^3 \sqrt{y+1} \, dy$

b. $\int_{-1}^0 \sqrt{y+1} \, dy$

2. a. $\int_0^1 r\sqrt{1-r^2} \, dr$

b. $\int_{-1}^1 r\sqrt{1-r^2} \, dr$

3. a. $\int_0^{\pi/4} \tan x \sec^2 x \, dx$

b. $\int_{-\pi/4}^0 \tan x \sec^2 x \, dx$

4. a. $\int_0^{\pi} 3 \cos^2 x \sin x \, dx$

b. $\int_{2\pi}^{3\pi} 3 \cos^2 x \sin x \, dx$

5. a. $\int_0^1 t^3(1+t^4)^3 \, dt$

b. $\int_{-1}^1 t^3(1+t^4)^3 \, dt$

6. a. $\int_0^{\sqrt{7}} t(t^2+1)^{1/3} \, dt$

b. $\int_{-\sqrt{7}}^0 t(t^2+1)^{1/3} \, dt$

7. a. $\int_{-1}^1 \frac{5r}{(4+r^2)^2} \, dr$

b. $\int_0^1 \frac{5r}{(4+r^2)^2} \, dr$

8. a. $\int_0^1 \frac{10\sqrt{v}}{(1+v^{3/2})^2} \, dv$

b. $\int_1^4 \frac{10\sqrt{v}}{(1+v^{3/2})^2} \, dv$

9. a. $\int_0^{\sqrt{3}} \frac{4x}{\sqrt{x^2+1}} \, dx$

b. $\int_{-\sqrt{3}}^{\sqrt{3}} \frac{4x}{\sqrt{x^2+1}} \, dx$

10. a. $\int_0^1 \frac{x^3}{\sqrt{x^4+9}} \, dx$

b. $\int_{-1}^0 \frac{x^3}{\sqrt{x^4+9}} \, dx$

11. a. $\int_0^{\pi/6} (1 - \cos 3t) \sin 3t \, dt$

b. $\int_{-\pi/6}^{\pi/3} (1 - \cos 3t) \sin 3t \, dt$

12. a. $\int_{-\pi/2}^0 \left(2 + \tan \frac{t}{2}\right) \sec^2 \frac{t}{2} \, dt$

b. $\int_{-\pi/2}^{\pi/2} \left(2 + \tan \frac{t}{2}\right) \sec^2 \frac{t}{2} \, dt$

13. a. $\int_0^{2\pi} \frac{\cos z}{\sqrt{4+3\sin z}} \, dz$

b. $\int_{-\pi}^{\pi} \frac{\cos z}{\sqrt{4+3\sin z}} \, dz$

14. a. $\int_{-\pi/2}^0 \frac{\sin w}{(3+2\cos w)^2} \, dw$

b. $\int_0^{\pi/2} \frac{\sin w}{(3+2\cos w)^2} \, dw$

15. $\int_0^1 \sqrt{t^5+2t}(5t^4+2) \, dt$

16. $\int_1^4 \frac{dy}{2\sqrt{y}(1+\sqrt{y})^2}$

17. $\int_0^{\pi/6} \cos^{-3} 2\theta \sin 2\theta \, d\theta$

18. $\int_{\pi}^{3\pi/2} \cot^5 \left(\frac{\theta}{6}\right) \sec^2 \left(\frac{\theta}{6}\right) \, d\theta$

19. $\int_0^{\pi} 5(5-4\cos t)^{1/4} \sin t \, dt$

20. $\int_0^{\pi/4} (1-\sin 2t)^{3/2} \cos 2t \, dt$

21. $\int_0^1 (4y-y^2+4y^3+1)^{-2/3} (12y^2-2y+4) \, dy$

22. $\int_0^1 (y^3+6y^2-12y+9)^{-1/2} (y^2+4y-4) \, dy$

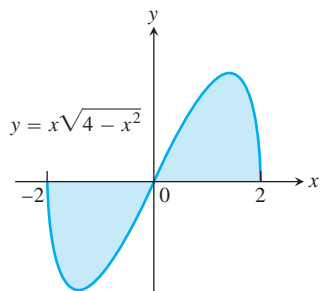
23. $\int_0^{\sqrt[3]{\pi^2}} \sqrt{\theta} \cos^2(\theta^{3/2}) d\theta$

24. $\int_{-1}^{-1/2} t^{-2} \sin^2\left(1 + \frac{1}{t}\right) dt$

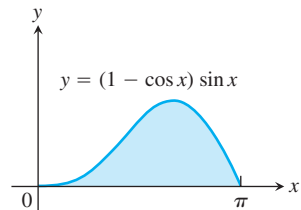
Area

Find the total areas of the shaded regions in Exercises 25–40.

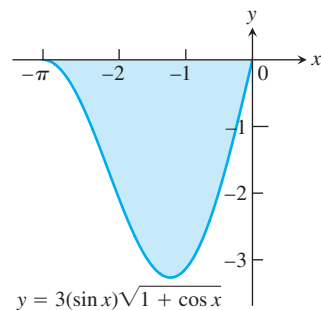
25.



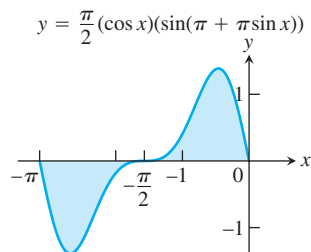
26.



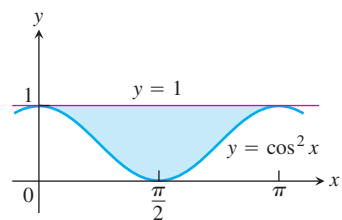
27.



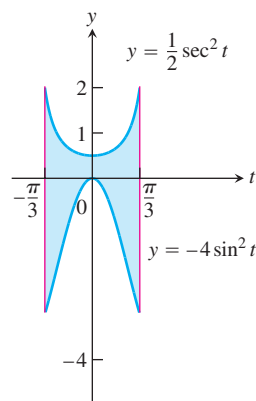
28.



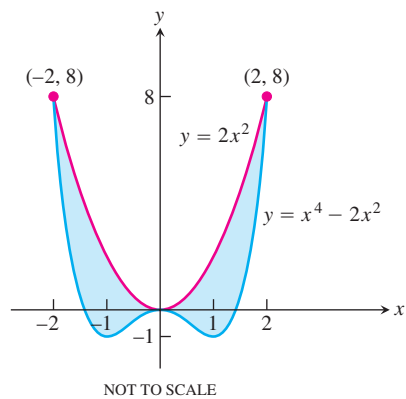
29.



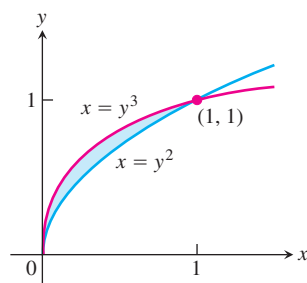
30.



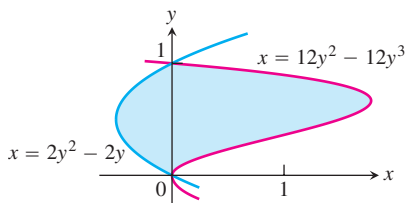
31.



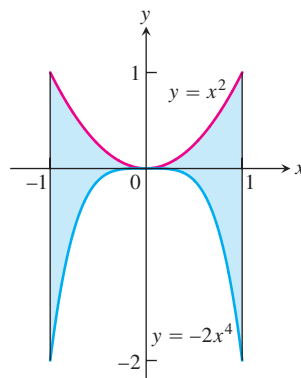
32.



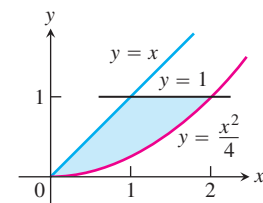
33.

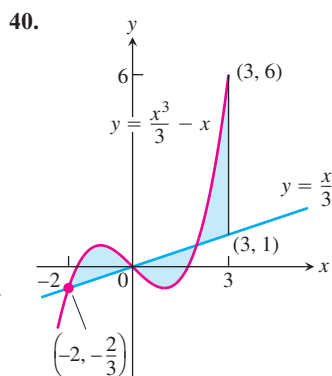
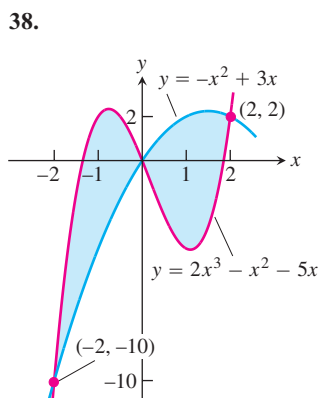
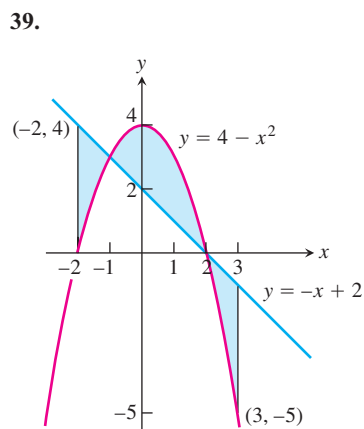
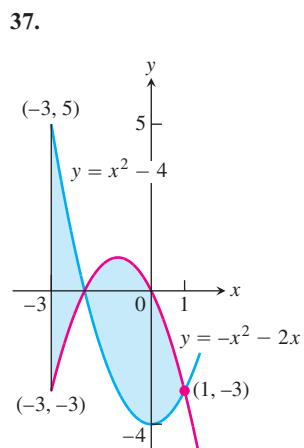
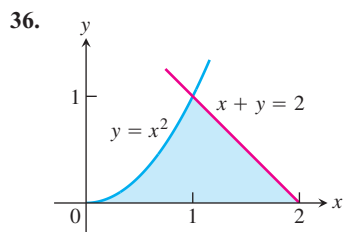


34.



35.





Find the areas of the regions enclosed by the lines and curves in Exercises 41–50.

41. $y = x^2 - 2$ and $y = 2$
42. $y = 2x - x^2$ and $y = -3$
43. $y = x^4$ and $y = 8x$
44. $y = x^2 - 2x$ and $y = x$
45. $y = x^2$ and $y = -x^2 + 4x$
46. $y = 7 - 2x^2$ and $y = x^2 + 4$
47. $y = x^4 - 4x^2 + 4$ and $y = x^2$
48. $y = x\sqrt{a^2 - x^2}$, $a > 0$, and $y = 0$

49. $y = \sqrt{|x|}$ and $5y = x + 6$ (How many intersection points are there?)

50. $y = |x^2 - 4|$ and $y = (x^2/2) + 4$

Find the areas of the regions enclosed by the lines and curves in Exercises 51–58.

51. $x = 2y^2$, $x = 0$, and $y = 3$

52. $x = y^2$ and $x = y + 2$

53. $y^2 - 4x = 4$ and $4x - y = 16$

54. $x - y^2 = 0$ and $x + 2y^2 = 3$

55. $x + y^2 = 0$ and $x + 3y^2 = 2$

56. $x - y^{2/3} = 0$ and $x + y^4 = 2$

57. $x = y^2 - 1$ and $x = |y|\sqrt{1 - y^2}$

58. $x = y^3 - y^2$ and $x = 2y$

Find the areas of the regions enclosed by the curves in Exercises 59–62.

59. $4x^2 + y = 4$ and $x^4 - y = 1$

60. $x^3 - y = 0$ and $3x^2 - y = 4$

61. $x + 4y^2 = 4$ and $x + y^4 = 1$, for $x \geq 0$

62. $x + y^2 = 3$ and $4x + y^2 = 0$

Find the areas of the regions enclosed by the lines and curves in Exercises 63–70.

63. $y = 2 \sin x$ and $y = \sin 2x$, $0 \leq x \leq \pi$

64. $y = 8 \cos x$ and $y = \sec^2 x$, $-\pi/3 \leq x \leq \pi/3$

65. $y = \cos(\pi x/2)$ and $y = 1 - x^2$

66. $y = \sin(\pi x/2)$ and $y = x$

67. $y = \sec^2 x$, $y = \tan^2 x$, $x = -\pi/4$, and $x = \pi/4$

68. $x = \tan^2 y$ and $x = -\tan^2 y$, $-\pi/4 \leq y \leq \pi/4$

69. $x = 3 \sin y \sqrt{\cos y}$ and $x = 0$, $0 \leq y \leq \pi/2$

70. $y = \sec^2(\pi x/3)$ and $y = x^{1/3}$, $-1 \leq x \leq 1$

71. Find the area of the propeller-shaped region enclosed by the curve $x - y^3 = 0$ and the line $x - y = 0$.

72. Find the area of the propeller-shaped region enclosed by the curves $x - y^{1/3} = 0$ and $x - y^{1/5} = 0$.

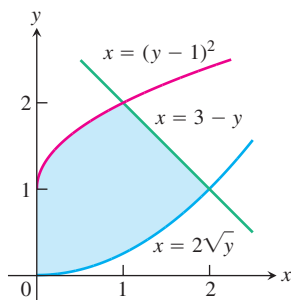
73. Find the area of the region in the first quadrant bounded by the line $y = x$, the line $x = 2$, the curve $y = 1/x^2$, and the x -axis.

74. Find the area of the “triangular” region in the first quadrant bounded on the left by the y -axis and on the right by the curves $y = \sin x$ and $y = \cos x$.

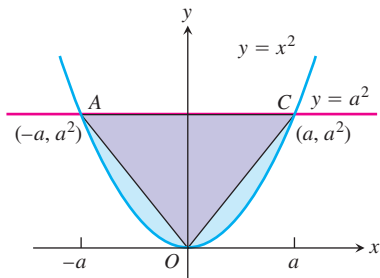
75. The region bounded below by the parabola $y = x^2$ and above by the line $y = 4$ is to be partitioned into two subsections of equal area by cutting across it with the horizontal line $y = c$.

- a. Sketch the region and draw a line $y = c$ across it that looks about right. In terms of c , what are the coordinates of the points where the line and parabola intersect? Add them to your figure.

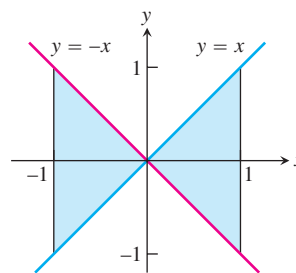
- b. Find c by integrating with respect to y . (This puts c in the limits of integration.)
- c. Find c by integrating with respect to x . (This puts c into the integrand as well.)
76. Find the area of the region between the curve $y = 3 - x^2$ and the line $y = -1$ by integrating with respect to **a.** x , **b.** y .
77. Find the area of the region in the first quadrant bounded on the left by the y -axis, below by the line $y = x/4$, above left by the curve $y = 1 + \sqrt{x}$, and above right by the curve $y = 2/\sqrt{x}$.
78. Find the area of the region in the first quadrant bounded on the left by the y -axis, below by the curve $x = 2\sqrt{y}$, above left by the curve $x = (y - 1)^2$, and above right by the line $x = 3 - y$.



79. The figure here shows triangle AOC inscribed in the region cut from the parabola $y = x^2$ by the line $y = a^2$. Find the limit of the ratio of the area of the triangle to the area of the parabolic region as a approaches zero.



80. Suppose the area of the region between the graph of a positive continuous function f and the x -axis from $x = a$ to $x = b$ is 4 square units. Find the area between the curves $y = f(x)$ and $y = 2f(x)$ from $x = a$ to $x = b$.
81. Which of the following integrals, if either, calculates the area of the shaded region shown here? Give reasons for your answer.
- a. $\int_{-1}^1 (x - (-x)) dx = \int_{-1}^1 2x dx$
- b. $\int_{-1}^1 (-x - (x)) dx = \int_{-1}^1 -2x dx$



82. True, sometimes true, or never true? The area of the region between the graphs of the continuous functions $y = f(x)$ and $y = g(x)$ and the vertical lines $x = a$ and $x = b$ ($a < b$) is

$$\int_a^b [f(x) - g(x)] dx.$$

Give reasons for your answer.

Theory and Examples

83. Suppose that $F(x)$ is an antiderivative of $f(x) = (\sin x)/x$, $x > 0$. Express

$$\int_1^3 \frac{\sin 2x}{x} dx$$

in terms of F .

84. Show that if f is continuous, then

$$\int_0^1 f(x) dx = \int_0^1 f(1-x) dx.$$

85. Suppose that

$$\int_0^1 f(x) dx = 3.$$

Find

$$\int_{-1}^0 f(x) dx$$

if **a.** f is odd, **b.** f is even.

86. **a.** Show that if f is odd on $[-a, a]$, then

$$\int_{-a}^a f(x) dx = 0.$$

b. Test the result in part (a) with $f(x) = \sin x$ and $a = \pi/2$.

87. If f is a continuous function, find the value of the integral

$$I = \int_0^a \frac{f(x) dx}{f(x) + f(a-x)}$$

by making the substitution $u = a - x$ and adding the resulting integral to I .

88. By using a substitution, prove that for all positive numbers x and y ,

$$\int_x^{xy} \frac{1}{t} dt = \int_1^y \frac{1}{t} dt.$$

The Shift Property for Definite Integrals

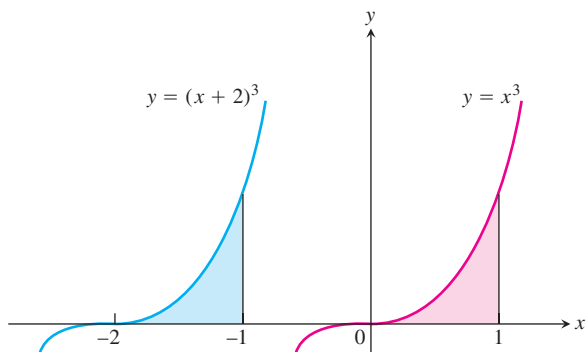
A basic property of definite integrals is their invariance under translation, as expressed by the equation.

$$\int_a^b f(x) dx = \int_{a-c}^{b-c} f(x+c) dx. \quad (1)$$

The equation holds whenever f is integrable and defined for the necessary values of x . For example in the accompanying figure, show that

$$\int_{-2}^{-1} (x+2)^3 dx = \int_0^1 x^3 dx$$

because the areas of the shaded regions are congruent.



89. Use a substitution to verify Equation (1).

90. For each of the following functions, graph $f(x)$ over $[a, b]$ and $f(x+c)$ over $[a-c, b-c]$ to convince yourself that Equation (1) is reasonable.

a. $f(x) = x^2$, $a = 0$, $b = 1$, $c = 1$

b. $f(x) = \sin x$, $a = 0$, $b = \pi$, $c = \pi/2$

c. $f(x) = \sqrt{x-4}$, $a = 4$, $b = 8$, $c = 5$

COMPUTER EXPLORATIONS

In Exercises 91–94, you will find the area between curves in the plane when you cannot find their points of intersection using simple algebra. Use a CAS to perform the following steps:

- Plot the curves together to see what they look like and how many points of intersection they have.
- Use the numerical equation solver in your CAS to find all the points of intersection.
- Integrate $|f(x) - g(x)|$ over consecutive pairs of intersection values.
- Sum together the integrals found in part (c).

91. $f(x) = \frac{x^3}{3} - \frac{x^2}{2} - 2x + \frac{1}{3}$, $g(x) = x - 1$

92. $f(x) = \frac{x^4}{2} - 3x^3 + 10$, $g(x) = 8 - 12x$

93. $f(x) = x + \sin(2x)$, $g(x) = x^3$

94. $f(x) = x^2 \cos x$, $g(x) = x^3 - x$

Chapter 5 Additional and Advanced Exercises

Theory and Examples

1. a. If $\int_0^1 7f(x) dx = 7$, does $\int_0^1 f(x) dx = 1$?

b. If $\int_0^1 f(x) dx = 4$ and $f(x) \geq 0$, does

$$\int_0^1 \sqrt{f(x)} dx = \sqrt{4} = 2?$$

Give reasons for your answers.

2. Suppose $\int_{-2}^2 f(x) dx = 4$, $\int_2^5 f(x) dx = 3$, $\int_{-2}^5 g(x) dx = 2$.

Which, if any, of the following statements are true?

a. $\int_5^2 f(x) dx = -3$

b. $\int_{-2}^5 (f(x) + g(x)) = 9$

c. $f(x) \leq g(x)$ on the interval $-2 \leq x \leq 5$

3. **Initial value problem** Show that

$$y = \frac{1}{a} \int_0^x f(t) \sin a(x-t) dt$$

solves the initial value problem

$$\frac{d^2y}{dx^2} + a^2y = f(x), \quad \frac{dy}{dx} = 0 \quad \text{and} \quad y = 0 \quad \text{when} \quad x = 0.$$

(Hint: $\sin(ax - at) = \sin ax \cos at - \cos ax \sin at$.)

4. **Proportionality** Suppose that x and y are related by the equation

$$x = \int_0^y \frac{1}{\sqrt{1+4t^2}} dt.$$

Show that d^2y/dx^2 is proportional to y and find the constant of proportionality.

5. Find $f(4)$ if

a. $\int_0^{x^2} f(t) dt = x \cos \pi x$

b. $\int_0^{f(x)} t^2 dt = x \cos \pi x.$

6. Find $f(\pi/2)$ from the following information.

i. f is positive and continuous.

ii. The area under the curve $y = f(x)$ from $x = 0$ to $x = a$ is

$$\frac{a^2}{2} + \frac{a}{2} \sin a + \frac{\pi}{2} \cos a.$$

7. The area of the region in the xy -plane enclosed by the x -axis, the curve $y = f(x)$, $f(x) \geq 0$, and the lines $x = 1$ and $x = b$ is equal to $\sqrt{b^2 + 1} - \sqrt{2}$ for all $b > 1$. Find $f(x)$.

8. Prove that

$$\int_0^x \left(\int_0^u f(t) dt \right) du = \int_0^x f(u)(x - u) du.$$

(Hint: Express the integral on the right-hand side as the difference of two integrals. Then show that both sides of the equation have the same derivative with respect to x .)

9. **Finding a curve** Find the equation for the curve in the xy -plane that passes through the point $(1, -1)$ if its slope at x is always $3x^2 + 2$.

10. **Shoveling dirt** You sling a shovelful of dirt up from the bottom of a hole with an initial velocity of 32 ft/sec. The dirt must rise 17 ft above the release point to clear the edge of the hole. Is that enough speed to get the dirt out, or had you better duck?

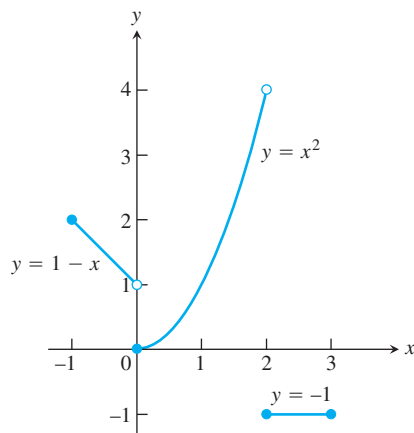


FIGURE 5.34 Piecewise continuous functions like this are integrated piece by piece.

Piecewise Continuous Functions

Although we are mainly interested in continuous functions, many functions in applications are piecewise continuous. A function $f(x)$ is **piecewise continuous on a closed interval I** if f has only finitely many discontinuities in I , the limits

$$\lim_{x \rightarrow c^-} f(x) \text{ and } \lim_{x \rightarrow c^+} f(x)$$

exist and are finite at every interior point of I , and the appropriate one-sided limits exist and are finite at the endpoints of I . All piecewise continuous functions are integrable. The points of discontinuity subdivide I into open and half-open subintervals on which f is continuous, and the limit criteria above guarantee that f has a continuous extension to the closure of each subinterval. To integrate a piecewise continuous function, we integrate the individual extensions and add the results. The integral of

$$f(x) = \begin{cases} 1 - x, & -1 \leq x < 0 \\ x^2, & 0 \leq x < 2 \\ -1, & 2 \leq x \leq 3 \end{cases}$$

(Figure 5.34) over $[-1, 3]$ is

$$\begin{aligned} \int_{-1}^3 f(x) dx &= \int_{-1}^0 (1 - x) dx + \int_0^2 x^2 dx + \int_2^3 (-1) dx \\ &= \left[x - \frac{x^2}{2} \right]_{-1}^0 + \left[\frac{x^3}{3} \right]_0^2 + \left[-x \right]_2^3 \\ &= \frac{3}{2} + \frac{8}{3} - 1 = \frac{19}{6}. \end{aligned}$$

The Fundamental Theorem applies to piecewise continuous functions with the restriction that $(d/dx) \int_a^x f(t) dt$ is expected to equal $f(x)$ only at values of x at which f is continuous. There is a similar restriction on Leibniz's Rule below.

Graph the functions in Exercises 11–16 and integrate them over their domains.

11. $f(x) = \begin{cases} x^{2/3}, & -8 \leq x < 0 \\ -4, & 0 \leq x \leq 3 \end{cases}$

12. $f(x) = \begin{cases} \sqrt{-x}, & -4 \leq x < 0 \\ x^2 - 4, & 0 \leq x \leq 3 \end{cases}$

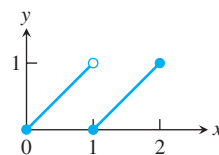
13. $g(t) = \begin{cases} t, & 0 \leq t < 1 \\ \sin \pi t, & 1 \leq t \leq 2 \end{cases}$

14. $h(z) = \begin{cases} \sqrt{1 - z}, & 0 \leq z < 1 \\ (7z - 6)^{-1/3}, & 1 \leq z \leq 2 \end{cases}$

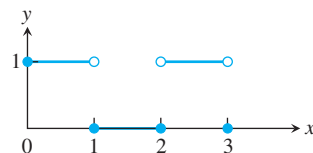
15. $f(x) = \begin{cases} 1, & -2 \leq x < -1 \\ 1 - x^2, & -1 \leq x < 1 \\ 2, & 1 \leq x \leq 2 \end{cases}$

16. $h(r) = \begin{cases} r, & -1 \leq r < 0 \\ 1 - r^2, & 0 \leq r < 1 \\ 1, & 1 \leq r \leq 2 \end{cases}$

17. Find the average value of the function graphed in the accompanying figure.



18. Find the average value of the function graphed in the accompanying figure.



Leibniz's Rule

In applications, we sometimes encounter functions like

$$f(x) = \int_{\sin x}^{x^2} (1+t) dt \quad \text{and} \quad g(x) = \int_{\sqrt{x}}^{2\sqrt{x}} \sin t^2 dt,$$

defined by integrals that have variable upper limits of integration and variable lower limits of integration at the same time. The first integral can be evaluated directly, but the second cannot. We may find the derivative of either integral, however, by a formula called **Leibniz's Rule**.

Leibniz's Rule

If f is continuous on $[a, b]$ and if $u(x)$ and $v(x)$ are differentiable functions of x whose values lie in $[a, b]$, then

$$\frac{d}{dx} \int_{u(x)}^{v(x)} f(t) dt = f(v(x)) \frac{dv}{dx} - f(u(x)) \frac{du}{dx}.$$

Figure 5.35 gives a geometric interpretation of Leibniz's Rule. It shows a carpet of variable width $f(t)$ that is being rolled up at the left at the same time x as it is being unrolled at the right. (In this interpretation, time is x , not t .) At time x , the floor is covered from $u(x)$ to $v(x)$. The rate du/dx at which the carpet is being rolled up need not be the same as the rate dv/dx at which the carpet is being laid down. At any given time x , the area covered by carpet is

$$A(x) = \int_{u(x)}^{v(x)} f(t) dt.$$

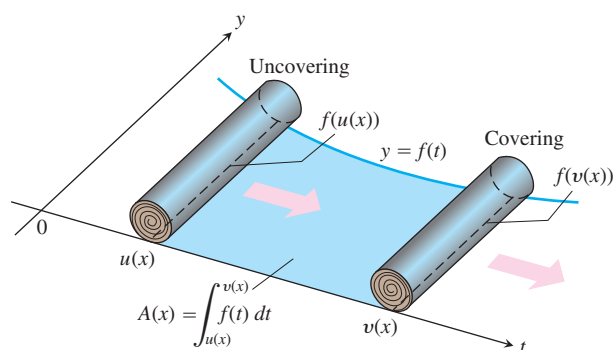


FIGURE 5.35 Rolling and unrolling a carpet: a geometric interpretation of Leibniz's Rule:

$$\frac{dA}{dx} = f(v(x)) \frac{dv}{dx} - f(u(x)) \frac{du}{dx}.$$

At what rate is the covered area changing? At the instant x , $A(x)$ is increasing by the width $f(v(x))$ of the unrolling carpet times the rate

dv/dx at which the carpet is being unrolled. That is, $A(x)$ is being increased at the rate

$$f(v(x)) \frac{dv}{dx}.$$

At the same time, A is being decreased at the rate

$$f(u(x)) \frac{du}{dx},$$

the width at the end that is being rolled up times the rate du/dx . The net rate of change in A is

$$\frac{dA}{dx} = f(v(x)) \frac{dv}{dx} - f(u(x)) \frac{du}{dx},$$

which is precisely Leibniz's Rule.

To prove the rule, let F be an antiderivative of f on $[a, b]$. Then

$$\int_{u(x)}^{v(x)} f(t) dt = F(v(x)) - F(u(x)).$$

Differentiating both sides of this equation with respect to x gives the equation we want:

$$\begin{aligned} \frac{d}{dx} \int_{u(x)}^{v(x)} f(t) dt &= \frac{d}{dx} [F(v(x)) - F(u(x))] \\ &= F'(v(x)) \frac{dv}{dx} - F'(u(x)) \frac{du}{dx} && \text{Chain Rule} \\ &= f(v(x)) \frac{dv}{dx} - f(u(x)) \frac{du}{dx}. \end{aligned}$$

Use Leibniz's Rule to find the derivatives of the functions in Exercises 19–21.

$$19. f(x) = \int_{1/x}^x \frac{1}{t} dt \qquad 20. f(x) = \int_{\cos x}^{\sin x} \frac{1}{1-t^2} dt$$

$$21. g(y) = \int_{\sqrt{y}}^{2\sqrt{y}} \sin t^2 dt$$

22. Use Leibniz's Rule to find the value of x that maximizes the value of the integral

$$\int_x^{x+3} t(5-t) dt.$$

Problems like this arise in the mathematical theory of political elections. See "The Entry Problem in a Political Race," by Steven J. Brams and Philip D. Straffin, Jr., in *Political Equilibrium*, Peter Ordeshook and Kenneth Shepfle, Editors, Kluwer-Nijhoff, Boston, 1982, pp. 181–195.

Approximating Finite Sums with Integrals

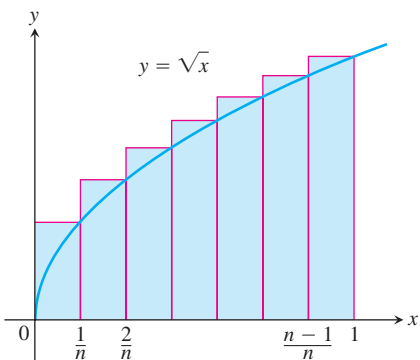
In many applications of calculus, integrals are used to approximate finite sums—the reverse of the usual procedure of using finite sums to approximate integrals.

For example, let's estimate the sum of the square roots of the first n positive integers, $\sqrt{1} + \sqrt{2} + \cdots + \sqrt{n}$. The integral

$$\int_0^1 \sqrt{x} \, dx = \left. \frac{2}{3} x^{3/2} \right|_0^1 = \frac{2}{3}$$

is the limit of the upper sums

$$\begin{aligned} S_n &= \sqrt{\frac{1}{n}} \cdot \frac{1}{n} + \sqrt{\frac{2}{n}} \cdot \frac{1}{n} + \cdots + \sqrt{\frac{n}{n}} \cdot \frac{1}{n} \\ &= \frac{\sqrt{1} + \sqrt{2} + \cdots + \sqrt{n}}{n^{3/2}}. \end{aligned}$$



Therefore, when n is large, S_n will be close to $2/3$ and we will have

$$\text{Root sum} = \sqrt{1} + \sqrt{2} + \cdots + \sqrt{n} = S_n \cdot n^{3/2} \approx \frac{2}{3} n^{3/2}.$$

The following table shows how good the approximation can be.

n	Root sum	$(2/3)n^{3/2}$	Relative error
10	22.468	21.082	$1.386/22.468 \approx 6\%$
50	239.04	235.70	1.4%
100	671.46	666.67	0.7%
1000	21,097	21,082	0.07%

23. Evaluate

$$\lim_{n \rightarrow \infty} \frac{1^5 + 2^5 + 3^5 + \cdots + n^5}{n^6}$$

by showing that the limit is

$$\int_0^1 x^5 \, dx$$

and evaluating the integral.

24. See Exercise 23. Evaluate

$$\lim_{n \rightarrow \infty} \frac{1}{n^4} (1^3 + 2^3 + 3^3 + \cdots + n^3).$$

25. Let $f(x)$ be a continuous function. Express

$$\lim_{n \rightarrow \infty} \frac{1}{n} \left[f\left(\frac{1}{n}\right) + f\left(\frac{2}{n}\right) + \cdots + f\left(\frac{n}{n}\right) \right]$$

as a definite integral.

26. Use the result of Exercise 25 to evaluate

a. $\lim_{n \rightarrow \infty} \frac{1}{n^2} (2 + 4 + 6 + \cdots + 2n),$

b. $\lim_{n \rightarrow \infty} \frac{1}{n^{16}} (1^{15} + 2^{15} + 3^{15} + \cdots + n^{15}),$

c. $\lim_{n \rightarrow \infty} \frac{1}{n} \left(\sin \frac{\pi}{n} + \sin \frac{2\pi}{n} + \sin \frac{3\pi}{n} + \cdots + \sin \frac{n\pi}{n} \right).$

What can be said about the following limits?

d. $\lim_{n \rightarrow \infty} \frac{1}{n^{17}} (1^{15} + 2^{15} + 3^{15} + \cdots + n^{15})$

e. $\lim_{n \rightarrow \infty} \frac{1}{n^{15}} (1^{15} + 2^{15} + 3^{15} + \cdots + n^{15})$

27. a. Show that the area A_n of an n -sided regular polygon in a circle of radius r is

$$A_n = \frac{nr^2}{2} \sin \frac{2\pi}{n}.$$

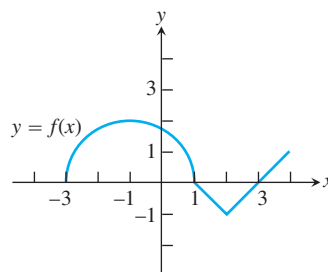
b. Find the limit of A_n as $n \rightarrow \infty$. Is this answer consistent with what you know about the area of a circle?

28. **A differential equation** Show that $y = \sin x + \int_x^\pi \cos 2t \, dt + 1$ satisfies both of the following conditions:

i. $y'' = -\sin x + 2 \sin 2x$

ii. $y = 1$ and $y' = -2$ when $x = \pi$.

29. **A function defined by an integral** The graph of a function f consists of a semicircle and two line segments as shown. Let $g(x) = \int_1^x f(t) \, dt$.



a. Find $g(1)$. b. Find $g(3)$. c. Find $g(-1)$.

d. Find all values of x on the open interval $(-3, 4)$ at which g has a relative maximum.

e. Write an equation for the line tangent to the graph of g at $x = -1$.

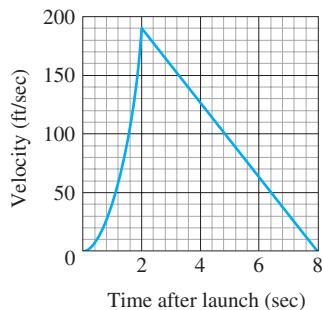
f. Find the x -coordinate of each point of inflection of the graph of g on the open interval $(-3, 4)$.

g. Find the range of g .

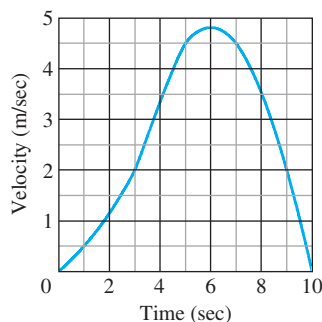
Chapter 5 Practice Exercises

Finite Sums and Estimates

1. The accompanying figure shows the graph of the velocity (ft/sec) of a model rocket for the first 8 sec after launch. The rocket accelerated straight up for the first 2 sec and then coasted to reach its maximum height at $t = 8$ sec.



- a. Assuming that the rocket was launched from ground level, about how high did it go? (This is the rocket in Section 3.3, Exercise 17, but you do not need to do Exercise 17 to do the exercise here.)
- b. Sketch a graph of the rocket's height aboveground as a function of time for $0 \leq t \leq 8$.
2. a. The accompanying figure shows the velocity (m/sec) of a body moving along the s -axis during the time interval from $t = 0$ to $t = 10$ sec. About how far did the body travel during those 10 sec?
- b. Sketch a graph of s as a function of t for $0 \leq t \leq 10$ assuming $s(0) = 0$.



3. Suppose that $\sum_{k=1}^{10} a_k = -2$ and $\sum_{k=1}^{10} b_k = 25$. Find the value of

a. $\sum_{k=1}^{10} \frac{a_k}{4}$ b. $\sum_{k=1}^{10} (b_k - 3a_k)$

c. $\sum_{k=1}^{10} (a_k + b_k - 1)$ d. $\sum_{k=1}^{10} \left(\frac{5}{2} - b_k \right)$

4. Suppose that $\sum_{k=1}^{20} a_k = 0$ and $\sum_{k=1}^{20} b_k = 7$. Find the values of

a. $\sum_{k=1}^{20} 3a_k$ b. $\sum_{k=1}^{20} (a_k + b_k)$

c. $\sum_{k=1}^{20} \left(\frac{1}{2} - \frac{2b_k}{7} \right)$ d. $\sum_{k=1}^{20} (a_k - 2)$

Definite Integrals

In Exercises 5–8, express each limit as a definite integral. Then evaluate the integral to find the value of the limit. In each case, P is a partition of the given interval and the numbers c_k are chosen from the subintervals of P .

5. $\lim_{\|P\| \rightarrow 0} \sum_{k=1}^n (2c_k - 1)^{-1/2} \Delta x_k$, where P is a partition of $[1, 5]$
6. $\lim_{\|P\| \rightarrow 0} \sum_{k=1}^n c_k (c_k^2 - 1)^{1/3} \Delta x_k$, where P is a partition of $[1, 3]$
7. $\lim_{\|P\| \rightarrow 0} \sum_{k=1}^n \left(\cos \left(\frac{c_k}{2} \right) \right) \Delta x_k$, where P is a partition of $[-\pi, 0]$
8. $\lim_{\|P\| \rightarrow 0} \sum_{k=1}^n (\sin c_k)(\cos c_k) \Delta x_k$, where P is a partition of $[0, \pi/2]$
9. If $\int_{-2}^2 3f(x) dx = 12$, $\int_{-2}^5 f(x) dx = 6$, and $\int_{-2}^5 g(x) dx = 2$, find the values of the following.

a. $\int_{-2}^2 f(x) dx$ b. $\int_2^5 f(x) dx$

c. $\int_5^{-2} g(x) dx$ d. $\int_{-2}^5 (-\pi g(x)) dx$

e. $\int_{-2}^5 \left(\frac{f(x) + g(x)}{5} \right) dx$

10. If $\int_0^2 f(x) dx = \pi$, $\int_0^2 7g(x) dx = 7$, and $\int_0^1 g(x) dx = 2$, find the values of the following.

a. $\int_0^2 g(x) dx$ b. $\int_1^2 g(x) dx$

c. $\int_2^0 f(x) dx$ d. $\int_0^2 \sqrt{2} f(x) dx$

e. $\int_0^2 (g(x) - 3f(x)) dx$

Area

In Exercise 11–14, find the total area of the region between the graph of f and the x -axis.

11. $f(x) = x^2 - 4x + 3$, $0 \leq x \leq 3$
12. $f(x) = 1 - (x^2/4)$, $-2 \leq x \leq 3$

13. $f(x) = 5 - 5x^{2/3}, \quad -1 \leq x \leq 8$

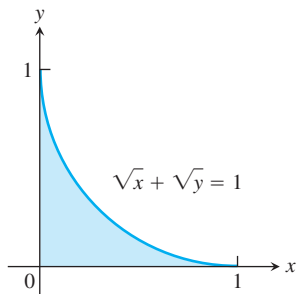
14. $f(x) = 1 - \sqrt{x}, \quad 0 \leq x \leq 4$

Find the areas of the regions enclosed by the curves and lines in Exercises 15–26.

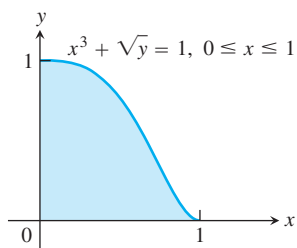
15. $y = x, \quad y = 1/x^2, \quad x = 2$

16. $y = x, \quad y = 1/\sqrt{x}, \quad x = 2$

17. $\sqrt{x} + \sqrt{y} = 1, \quad x = 0, \quad y = 0$



18. $x^3 + \sqrt{y} = 1, \quad x = 0, \quad y = 0, \quad \text{for } 0 \leq x \leq 1$



19. $x = 2y^2, \quad x = 0, \quad y = 3$

20. $x = 4 - y^2, \quad x = 0$

21. $y^2 = 4x, \quad y = 4x - 2$

22. $y^2 = 4x + 4, \quad y = 4x - 16$

23. $y = \sin x, \quad y = x, \quad 0 \leq x \leq \pi/4$

24. $y = |\sin x|, \quad y = 1, \quad -\pi/2 \leq x \leq \pi/2$

25. $y = 2 \sin x, \quad y = \sin 2x, \quad 0 \leq x \leq \pi$

26. $y = 8 \cos x, \quad y = \sec^2 x, \quad -\pi/3 \leq x \leq \pi/3$

27. Find the area of the “triangular” region bounded on the left by $x + y = 2$, on the right by $y = x^2$, and above by $y = 2$.

28. Find the area of the “triangular” region bounded on the left by $y = \sqrt{x}$, on the right by $y = 6 - x$, and below by $y = 1$.

29. Find the extreme values of $f(x) = x^3 - 3x^2$ and find the area of the region enclosed by the graph of f and the x -axis.

30. Find the area of the region cut from the first quadrant by the curve $x^{1/2} + y^{1/2} = a^{1/2}$.

31. Find the total area of the region enclosed by the curve $x = y^{2/3}$ and the lines $x = y$ and $y = -1$.

32. Find the total area of the region between the curves $y = \sin x$ and $y = \cos x$ for $0 \leq x \leq 3\pi/2$.

Initial Value Problems

33. Show that $y = x^2 + \int_1^x \frac{1}{t} dt$ solves the initial value problem

$$\frac{d^2 y}{dx^2} = 2 - \frac{1}{x^2}; \quad y'(1) = 3, \quad y(1) = 1.$$

34. Show that $y = \int_0^x (1 + 2\sqrt{\sec t}) dt$ solves the initial value problem

$$\frac{d^2 y}{dx^2} = \sqrt{\sec x} \tan x; \quad y'(0) = 3, \quad y(0) = 0.$$

Express the solutions of the initial value problems in Exercises 35 and 36 in terms of integrals.

35. $\frac{dy}{dx} = \frac{\sin x}{x}, \quad y(5) = -3$

36. $\frac{dy}{dx} = \sqrt{2 - \sin^2 x}, \quad y(-1) = 2$

Evaluating Indefinite Integrals

Evaluate the integrals in Exercises 37–44.

37. $\int 2(\cos x)^{-1/2} \sin x dx$

38. $\int (\tan x)^{-3/2} \sec^2 x dx$

39. $\int (2\theta + 1 + 2 \cos(2\theta + 1)) d\theta$

40. $\int \left(\frac{1}{\sqrt{2\theta - \pi}} + 2 \sec^2(2\theta - \pi) \right) d\theta$

41. $\int \left(t - \frac{2}{t} \right) \left(t + \frac{2}{t} \right) dt$

42. $\int \frac{(t+1)^2 - 1}{t^4} dt$

43. $\int \sqrt{t} \sin(2t^{3/2}) dt$

44. $\int \sec \theta \tan \theta \sqrt{1 + \sec \theta} d\theta$

Evaluating Definite Integrals

Evaluate the integrals in Exercises 45–70.

45. $\int_{-1}^1 (3x^2 - 4x + 7) dx$

46. $\int_0^1 (8s^3 - 12s^2 + 5) ds$

47. $\int_1^2 \frac{4}{v^2} dv$

48. $\int_1^{27} x^{-4/3} dx$

49. $\int_1^4 \frac{dt}{t\sqrt{t}}$

50. $\int_1^4 \frac{(1 + \sqrt{u})^{1/2}}{\sqrt{u}} du$

51. $\int_0^1 \frac{36 dx}{(2x + 1)^3}$

52. $\int_0^1 \frac{dr}{\sqrt[3]{(7 - 5r)^2}}$

53. $\int_{1/8}^1 x^{-1/3} (1 - x^{2/3})^{3/2} dx$

54. $\int_0^{1/2} x^3 (1 + 9x^4)^{-3/2} dx$

55. $\int_0^{\pi} \sin^2 5r dr$

56. $\int_0^{\pi/4} \cos^2 \left(4t - \frac{\pi}{4} \right) dt$

57. $\int_0^{\pi/3} \sec^2 \theta \, d\theta$ 58. $\int_{\pi/4}^{3\pi/4} \csc^2 x \, dx$
59. $\int_{\pi}^{3\pi} \cot^2 \frac{x}{6} \, dx$ 60. $\int_0^{\pi} \tan^2 \frac{\theta}{3} \, d\theta$
61. $\int_{-\pi/3}^0 \sec x \tan x \, dx$ 62. $\int_{\pi/4}^{3\pi/4} \csc z \cot z \, dz$
63. $\int_0^{\pi/2} 5(\sin x)^{3/2} \cos x \, dx$ 64. $\int_{-1}^1 2x \sin(1 - x^2) \, dx$
65. $\int_{-\pi/2}^{\pi/2} 15 \sin^4 3x \cos 3x \, dx$ 66. $\int_0^{2\pi/3} \cos^{-4} \left(\frac{x}{2} \right) \sin \left(\frac{x}{2} \right) \, dx$
67. $\int_0^{\pi/2} \frac{3 \sin x \cos x}{\sqrt{1 + 3 \sin^2 x}} \, dx$ 68. $\int_0^{\pi/4} \frac{\sec^2 x}{(1 + 7 \tan x)^{2/3}} \, dx$
69. $\int_0^{\pi/3} \frac{\tan \theta}{\sqrt{2 \sec \theta}} \, d\theta$ 70. $\int_{\pi^2/36}^{\pi^2/4} \frac{\cos \sqrt{t}}{\sqrt{t \sin \sqrt{t}}} \, dt$

Average Values

71. Find the average value of $f(x) = mx + b$
- over $[-1, 1]$
 - over $[-k, k]$
72. Find the average value of
- $y = \sqrt{3x}$ over $[0, 3]$
 - $y = \sqrt{ax}$ over $[0, a]$
73. Let f be a function that is differentiable on $[a, b]$. In Chapter 2 we defined the average rate of change of f over $[a, b]$ to be

$$\frac{f(b) - f(a)}{b - a}$$

and the instantaneous rate of change of f at x to be $f'(x)$. In this chapter we defined the average value of a function. For the new definition of average to be consistent with the old one, we should have

$$\frac{f(b) - f(a)}{b - a} = \text{average value of } f' \text{ on } [a, b].$$

Is this the case? Give reasons for your answer.

74. Is it true that the average value of an integrable function over an interval of length 2 is half the function's integral over the interval? Give reasons for your answer.

- T** 75. Compute the average value of the temperature function

$$f(x) = 37 \sin \left(\frac{2\pi}{365} (x - 101) \right) + 25$$

for a 365-day year. This is one way to estimate the annual mean air temperature in Fairbanks, Alaska. The National Weather Service's official figure, a numerical average of the daily normal mean air temperatures for the year, is 25.7°F, which is slightly higher than the average value of $f(x)$. Figure 3.33 shows why.

- T** 76. **Specific heat of a gas** Specific heat C_v is the amount of heat required to raise the temperature of a given mass of gas with con-

stant volume by 1°C, measured in units of cal/deg-mole (calories per degree gram molecule). The specific heat of oxygen depends on its temperature T and satisfies the formula

$$C_v = 8.27 + 10^{-5} (26T - 1.87T^2).$$

Find the average value of C_v for $20^\circ \leq T \leq 675^\circ\text{C}$ and the temperature at which it is attained.

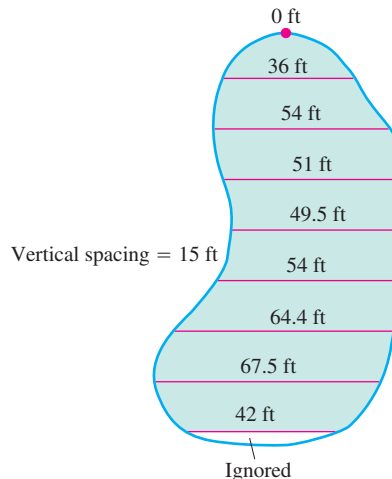
Differentiating Integrals

In Exercises 77–80, find dy/dx .

77. $y = \int_2^x \sqrt{2 + \cos^3 t} \, dt$ 78. $y = \int_2^{7x^2} \sqrt{2 + \cos^3 t} \, dt$
79. $y = \int_x^1 \frac{6}{3 + t^4} \, dt$ 80. $y = \int_{\sec x}^2 \frac{1}{t^2 + 1} \, dt$

Theory and Examples

81. Is it true that every function $y = f(x)$ that is differentiable on $[a, b]$ is itself the derivative of some function on $[a, b]$? Give reasons for your answer.
82. Suppose that $F(x)$ is an antiderivative of $f(x) = \sqrt{1 + x^4}$. Express $\int_0^1 \sqrt{1 + x^4} \, dx$ in terms of F and give a reason for your answer.
83. Find dy/dx if $y = \int_x^1 \sqrt{1 + t^2} \, dt$. Explain the main steps in your calculation.
84. Find dy/dx if $y = \int_{\cos x}^0 (1/(1 - t^2)) \, dt$. Explain the main steps in your calculation.
85. **A new parking lot** To meet the demand for parking, your town has allocated the area shown here. As the town engineer, you have been asked by the town council to find out if the lot can be built for \$10,000. The cost to clear the land will be \$0.10 a square foot, and the lot will cost \$2.00 a square foot to pave. Can the job be done for \$10,000? Use a lower sum estimate to see. (Answers may vary slightly, depending on the estimate used.)



86. Skydivers A and B are in a helicopter hovering at 6400 ft. Skydiver A jumps and descends for 4 sec before opening her parachute. The helicopter then climbs to 7000 ft and hovers there. Forty-five seconds after A leaves the aircraft, B jumps and descends for 13 sec before opening his parachute. Both skydivers descend at 16 ft/sec with parachutes open. Assume that the skydivers fall freely (no effective air resistance) before their parachutes open.
- At what altitude does A's parachute open?
 - At what altitude does B's parachute open?
 - Which skydiver lands first?

Average Daily Inventory

Average value is used in economics to study such things as average daily inventory. If $I(t)$ is the number of radios, tires, shoes, or whatever product a firm has on hand on day t (we call I an **inventory function**), the average value of I over a time period $[0, T]$ is called the firm's average daily inventory for the period.

$$\text{Average daily inventory} = \text{av}(I) = \frac{1}{T} \int_0^T I(t) dt.$$

If h is the dollar cost of holding one item per day, the product $\text{av}(I) \cdot h$ is the **average daily holding cost** for the period.

87. As a wholesaler, Tracey Burr Distributors receives a shipment of 1200 cases of chocolate bars every 30 days. TBD sells the chocolate to retailers at a steady rate, and t days after a shipment arrives, its inventory of cases on hand is $I(t) = 1200 - 40t$, $0 \leq t \leq 30$. What is TBD's average daily inventory for the 30-day period? What is its average daily holding cost if the cost of holding one case is 3¢ a day?
88. Rich Wholesale Foods, a manufacturer of cookies, stores its cases of cookies in an air-conditioned warehouse for shipment every 14 days. Rich tries to keep 600 cases on reserve to meet occasional peaks in demand, so a typical 14-day inventory function is $I(t) = 600 + 600t$, $0 \leq t \leq 14$. The daily holding cost for each case is 4¢ per day. Find Rich's average daily inventory and average daily holding cost.
89. Solon Container receives 450 drums of plastic pellets every 30 days. The inventory function (drums on hand as a function of days) is $I(t) = 450 - t^2/2$. Find the average daily inventory. If the holding cost for one drum is 2¢ per day, find the average daily holding cost.
90. Mitchell Mailorder receives a shipment of 600 cases of athletic socks every 60 days. The number of cases on hand t days after the shipment arrives is $I(t) = 600 - 20\sqrt{15t}$. Find the average daily inventory. If the holding cost for one case is 1/2¢ per day, find the average daily holding cost.

Chapter 5 Questions to Guide Your Review

1. How can you sometimes estimate quantities like distance traveled, area, and average value with finite sums? Why might you want to do so?
2. What is sigma notation? What advantage does it offer? Give examples.
3. What is a Riemann sum? Why might you want to consider such a sum?
4. What is the norm of a partition of a closed interval?
5. What is the definite integral of a function f over a closed interval $[a, b]$? When can you be sure it exists?
6. What is the relation between definite integrals and area? Describe some other interpretations of definite integrals.
7. What is the average value of an integrable function over a closed interval? Must the function assume its average value? Explain.
8. Describe the rules for working with definite integrals (Table 5.3). Give examples.
9. What is the Fundamental Theorem of Calculus? Why is it so important? Illustrate each part of the theorem with an example.
10. How does the Fundamental Theorem provide a solution to the initial value problem $dy/dx = f(x), y(x_0) = y_0$, when f is continuous?
11. How is integration by substitution related to the Chain Rule?
12. How can you sometimes evaluate indefinite integrals by substitution? Give examples.
13. How does the method of substitution work for definite integrals? Give examples.
14. How do you define and calculate the area of the region between the graphs of two continuous functions? Give an example.

Chapter 5 Technology Application Projects

Mathematica/Maple Module

Using Riemann Sums to Estimate Areas, Volumes, and Lengths of Curves

Visualize and approximate areas and volumes in Part I.

Mathematica/Maple Module

Riemann Sums, Definite Integrals, and the Fundamental Theorem of Calculus

Parts I, II, and III develop Riemann sums and definite integrals. Part IV continues the development of the Riemann sum and definite integral using the Fundamental Theorem to solve problems previously investigated.

Mathematica/Maple Module

Rain Catchers, Elevators, and Rockets

Part I illustrates that the area under a curve is the same as the area of an appropriate rectangle for examples taken from the chapter. You will compute the amount of water accumulating in basins of different shapes as the basin is filled and drained.

Mathematica/Maple Module

Motion Along a Straight Line, Part II

You will observe the shape of a graph through dramatic animated visualizations of the derivative relations among the position, velocity, and acceleration. Figures in the text can be animated using this software.

Mathematica/Maple Module

Bending of Beams

Study bent shapes of beams, determine their maximum deflections, concavity and inflection points, and interpret the results in terms of a beam's compression and tension.