

ISSUED JUNE 2001 BY:
Lucy Bradley, Agent
Urban Horticulture
Cathy Cromell,
Instructional Specialist

[ag.arizona.edu/pubs/
garden/az1100.pdf](http://ag.arizona.edu/pubs/garden/az1100.pdf)

This information
has been reviewed by
university faculty.

There are many types of beautiful flowers that can be grown in the low desert. Use this chart to plan for year round color and interest in your yard. Select plants that will do well in our climate and meet your individual needs. Plants are listed in alphabetical order by their common name. Some plants with more than one common name are listed under each common name. The common name is followed by a letter designating whether the plant is annual (A), biennial (B), or perennial (P) here in the low desert, and then the botanical name for the plant.

Annuals

Annual flowers complete their life cycle — vegetative plant, bloom, setting seed, to death of the plant — in one growing season. Most annuals need to be replanted each year, but others easily re-sow themselves. Their seed is scattered by wind, weather and wildlife, to pop up the next season when conditions are favorable. These unexpected visitors are called “volunteers” and can be a delight or a source of frustration, depending on your outlook and how rigidly you follow the garden’s original design! Larkspur, cornflower, poppies, desert marigold, calendula, scarlet flax, gaillardia and Johnny-jump-ups are a few flowers that are easy to grow and readily reseed. Gardeners love annuals for their riotous colors. They perform quickly, especially if transplants are used, and provide relatively long periods of bloom. Annuals are particularly useful to conceal bare spots while landscape plants become established; create masses of color as a focal point; or fill containers to establish a cheerful presence at entryways and entertainment areas, including patios and pool decks. At the end of the annual’s growing season, the entire plant is put in the compost pile and something else can take its place. Many gardeners find it fun to experiment with annuals. If you don’t like the color combinations you chose, plant something else next season.

Biennials

Biennials grow vegetatively in their first year, flower in the second year and typically die after flowering. Because we have two growing seasons here, some biennials complete their entire life cycle in one year.

Perennials

Perennial plants live more than two years and, once established, bloom each year. Some die back to the ground in their off-season; others retain foliage year around. In the low desert, perennial off-seasons are usually during the intense heat of summer and the colder winter months. You may notice that many plants that are considered perennials in other parts of the world are listed as annuals in the attached chart. That’s because they don’t receive enough winter coldness for dormancy or can’t survive our summer heat (without inordinate amounts of care) and are more successfully grown in the low desert as annuals. Perennials require more maintenance than do annuals. They may need to be cut back during their off-season, and divided and replanted as they increase in size. Some of their blooms are tall or heavy enough to require staking. Typically, perennial flower beds are designed to have different combinations of flowers blooming as the year progresses. Unlike annuals, which have a lengthy flowering period, most perennials display peak blossoms for a two- or three-week period. Thus, the design of a

At A Glance

- Annual flowers complete their life cycle — vegetative plant, bloom, setting seed, to death of the plant — in one growing season.
- Biennials grow vegetatively in their first year, flower in the second year and typically die after flowering.
- Perennial plants live more than two years and, once established, bloom each year.

perennial garden should take into account when the flowers bloom, as well as their color, height and leaf texture.

Time to Bloom

Next, the chart provides information on approximate time from planting seed until the plant will bloom. You can use this to plan for blooms at a certain time of year. On a calendar identify the date you want blooms, back up the number of days listed in the “Time to First Bloom” column and plant seed slightly before to slightly after that date. Plant over a window of time to allow for variation due to weather conditions.

Height

The information on plant height will be useful in designing your garden. When planting a one-sided bed (next to a wall, for example), put taller plants in back. If the flower bed can be seen from two sides, tall growers look best in the center so they don't conceal smaller plants.

Light

Most plants need a minimum of eight to ten hours of sunlight to produce flowers, however, there are a few that thrive in the shade. Identify how much light you can provide in your planting bed and select plants that will thrive in that environment.

Difficulty

This is an indicator of how hard it is to grow that plant in the low desert.

Water Needs

Group plants with the same water needs to avoid under- or over-watering individual plants.

Special Characteristics

Lures

- **Hummingbirds:** Hummingbirds, which feed mostly on insects, are a wonderful addition to your garden. They are primarily attracted to red and orange tubular shaped flowers with lots of nectar but may be attracted to other vibrant colors. Plan for year round bloom.

- **Seed-eating Birds:** Enjoy the antics of a variety of birds as they harvest seeds from your flowers. Many of the native wildflowers are great food sources for birds. To feed the birds, you must allow the flowers to go to seed and let the birds provide the color and beauty of the garden for a bit. Some

people can not tolerate the “messy” look of seed stalks.

- **Butterflies:** One of the best ways to ensure having butterflies in your garden is to nurture the caterpillars. Think of them as baby butterflies. Learn to identify and enjoy them. Butterflies are attracted to wide, flat flowers on which they can easily land. Position plants in a sunny place, sheltered from wind. Grow large clumps of flowers. Maintain diversity in height, color and blooming period.

Edible

Many flowers are edible. Though few are flavorful, they are beautiful and can be a fun or elegant edition to the meal.

NOTE: To effectively lure birds or butterflies or to consume edible flowers it is important to avoid or limit your use of pesticides.

Cut Flowers

Some flowers perform much better as cut flowers than others. They have longer stems, they hold their bloom longer, and work much better in arrangements.

Dried Flowers

Some flowers can be preserved as dried flowers much more easily than others.

Wildflowers

The term “Wildflowers” in this chart refers to native annuals and other plants which are easily grown from seed and can naturalize by reseeding.

Reseeds

Some annuals reseed themselves quite readily. You may either enjoy future generations or remove the spent blossoms before seeds mature and drop.

Fragrance

What some people find an “attractive fragrance ,” others find an “overpowering smell.” You may want to go to a nursery and personally take a whiff of the type of plants you are considering growing for fragrance before you cover your yard with them.

Color

Color is a powerful tool. Complementary colors, those on opposite sides of the color wheel (for example yellow & purple, orange & blue) can make pleasing contrasts. Colors next to each other on the color wheel are said to be harmonious (for example, yellow & orange or purple & blue). Green, blue, and purple are considered cool colors and can make

the yard seem cooler and more inviting in the summer. Warm colors — red, orange and yellow — can add excitement to the landscape. Hot colors appear to be closer than cool colors so put cool colored flowers at the back of the garden to make it appear larger. Experiment with other color combinations.

Planting and Flowering Guide

Remember that the low desert provides gardeners with two distinct growing seasons. Warm season flowers can be planted from approximately February through May, for bloom through the summer. Cool season flowers are planted in the fall and bloom through May, or until temperatures heat up. This Guide provides a range of dates that offer a high probability of success. However, yearly weather conditions can vary considerably and the low desert contains a myriad of microclimates. Use these dates as general guides and adjust them as necessary for your local conditions.

Soil

Most flowers prefer a nutrient-rich, well-drained soil (nobody likes wet feet). If this is your first attempt or if your patch of hard rock fills you with despair, you might want to concentrate on the flowers marked as “Wildflowers” or “Reseeds” in this Guide. Many of these don’t require as rich a soil, preferring a more “native” environment.

Fertilizing

Flowers, like vegetables, are heavy “eaters” and will require nitrogen for vegetative growth and phosphorous for healthy roots and reproduction, which includes flowers. However, too much nitrogen may create a healthy, vigorous plant, with few flowers. Phosphorous is not water soluble and thus can not move easily through the soil. It needs to be placed deep enough in the soil where the plant’s roots can easily take it up. Thus, it should be mixed into the soil in the root zone before planting, or dug into side trenches if required after the plant is established. If plants are in the ground, fertilizer is best applied to moist soil to help prevent burning. Because there are so many variables involved — the condition of the soil, plant species, fertilizer type (dry, slow release, liquid), weather, your garden’s microclimate — there is no magic formula for

applying fertilizer. Follow the directions on the label of the fertilizer you choose. Depending on your conditions, you may need to add fertilizer as often as every six weeks or so during the flowers’ peak growing season. If you have nutrient-rich soil that is well prepared before planting, additional fertilizer may not be required. Consider keeping a garden journal, noting what kind of fertilizer you used, how much and when it was applied. Keep an eye on your plants. Do they look green and healthy? Do buds and flowers form? Let your plants and your “eye” determine what is needed.

Flowers grown in containers need a regular schedule of fertilizer or a timed-release fertilizer mixed in at planting time. Some Master Gardeners recommend applying a diluted fertilizer with each watering in cooler weather. In hot weather, you may need to water daily, so cut back on fertilizer to once a week. This is only a guide. The size of the container and the plants will determine fertilizer needs.

Tips

Perennial flowers show to their best advantage when planted in groups of odd numbers (three, five, seven) in a drifting effect. Annuals look great when massed together for maximum color effect, although they can also work well when grouped in odd numbers. Single plants of many varieties tend to look disorganized. Avoid straight rows for a more natural appearance. Take a look at how plants grow in nature — when’s the last time you saw a straight line? However, smaller, low growing plants can work well as a continuous border along the front of a bed with taller flowers behind in two or three “layers.”

“Deadheading” is the term used for removing spent blossoms. Cutting or pinching off the dead flowers on a weekly basis prolongs the blooming period because the plant doesn’t expend its energy on seed production. Toss the dead flowers into your compost pile.

White flowers show well at dusk. Use them near patios, entryways and entertainment areas where they can be shown to best advantage.

Many thanks to the following individuals who helped develop and review this publication: Rita Jo Anthony, Roberta Gibson, Marlene Hooper, Terry Mikel, Kent Newland, Erin O’Dell, Cathy Rymer, Cindy Smith, and Annette Weaver.

Issued in furtherance of Cooperative Extension work, acts of May 8 and June 30, 1914, in cooperation with the U.S. Department of Agriculture, James A. Christenson, Director, Cooperative Extension, College of Agriculture and Life Sciences, The University of Arizona.

The University of Arizona College of Agriculture and Life Sciences is an equal opportunity employer authorized to provide research, educational information and other services only to individuals and institutions that function without regard to sex, race, religion, color, national origin, age, Vietnam Era Veteran’s status, or disability.

Any products, services, or organizations that are mentioned, shown, or indirectly implied in this publication do not imply endorsement by The University of Arizona.

Flower common & botanical names	Colors	Height	Days from Seed to Bloom	Light Needs	Water Needs	Growing Difficulty	Lures	Special Characteristics	Planting and Flowering Guide												
									Jan	Feb	Mar	Apr	May	Jun	Jul	Aug	Sep	Oct	Nov	Dec	
African Daisy (A) <i>Dimorphotheca sinuata</i>	Orange, yellow, white	4"-12"	120			E		Reseeds	1 15	1 15	1 15	1 15	1 15	1 15	1 15	1 15	1 15	1 15	1 15	1 15	1 15
Ageratum (A) <i>Ageratum houstonianum</i>	Blue, purple, pink, white	4"-12"	180			E			1 15	1 15	1 15	1 15	1 15	1 15	1 15	1 15	1 15	1 15	1 15	1 15	1 15
Arctotis, dwarf (A) <i>Arctotis acaulis</i>	Yellow	10"-12"	135			E			1 15	1 15	1 15	1 15	1 15	1 15	1 15	1 15	1 15	1 15	1 15	1 15	1 15
Arctotis, tall (A) <i>Arctosis hybrid</i>	Purple, red, pink, orange, yellow, white	24"-30"	135			E		Reseeds	1 15	1 15	1 15	1 15	1 15	1 15	1 15	1 15	1 15	1 15	1 15	1 15	1 15
Asters (A) <i>Callistephus chinensis</i>	Blue, purple, red, pink, white	12"-24"	180			D		Good cut flower	1 15	1 15	1 15	1 15	1 15	1 15	1 15	1 15	1 15	1 15	1 15	1 15	1 15
Baby's Breath (A) <i>Gypsophila elegans</i>	Pink, white	18"-30"	160			M		Good cut flower, good for drying	1 15	1 15	1 15	1 15	1 15	1 15	1 15	1 15	1 15	1 15	1 15	1 15	1 15
Balsam (summer) (A) <i>Impatiens balsamina</i>	Purple, red, pink, white	12"-18"	120			M/D			1 15	1 15	1 15	1 15	1 15	1 15	1 15	1 15	1 15	1 15	1 15	1 15	1 15
Bee Balm (P) <i>Monarda didyma</i>	Purple, red, pink, white	24"-36"	75			D		Fragrance	1 15	1 15	1 15	1 15	1 15	1 15	1 15	1 15	1 15	1 15	1 15	1 15	1 15
Begonia (A) <i>Begonia x semperflorens-cultorum</i>	Red, pink, white	10"-12"	180			E			1 15	1 15	1 15	1 15	1 15	1 15	1 15	1 15	1 15	1 15	1 15	1 15	1 15
Bells of Ireland (A) <i>Moluccella laevis</i>		18"-24"	180			E		Good cut flower, good for drying, reseeds	1 15	1 15	1 15	1 15	1 15	1 15	1 15	1 15	1 15	1 15	1 15	1 15	1 15

Plant Type
A = Annual - blooms & dies in one season
B = Biennial - blooms & dies in second season
P = Perennial - blooms more than two seasons

Difficulty
E = Easy to grow
M = Moderately easy to grow
D = Difficult to grow
V = Very difficult to grow

Lures
 = Hummingbirds
 = Seed-eating Birds
 = Butterflies

Light Needs
 = Bright Full Sun
 = Partial Sun
 = Shade

Water Needs
 = Low Water Use
 = Moderate Water Use
 = High Water Use

Planting & Flowering Key
 = Planting Months
 = Flowering Months
 = Colorful Foliage/Fruit

Notes
 = Foliage Plant
 = Poisonous
 = Very Difficult

Flower common & botanical names	Colors	Height	Days from Seed to Bloom	Light Needs	Water Needs	Growing Difficulty	Lures	Special Characteristics	Planting and Flowering Guide											
									Jan	Feb	Mar	Apr	May	Jun	Jul	Aug	Sep	Oct	Nov	Dec
Bigelow's Purple Aster (A) <i>Aster bigelovii</i>	Blue	24"-36"	150			E		Wildflower	1 15	1 15	1 15	1 15	1 15	1 15	1 15	1 15	1 15	1 15	1 15	
Bishop's Weed (A) <i>Ammi majus</i>	White	26"-60"	180			E		Good cut flower, good for drying, reseeds	1 15	1 15	1 15	1 15	1 15	1 15	1 15	1 15	1 15	1 15	1 15	
Black-eyed Susan (A) <i>Rudbeckia hirta</i>	Orange, yellow	24"-36"	120			E		Good cut flower, good for drying, wildflower, reseeds	1 15	1 15	1 15	1 15	1 15	1 15	1 15	1 15	1 15	1 15	1 15	
Butterfly Weed (P) <i>Asclepias tuberosa</i>	Orange	24"-36"	150			E	 	Wildflower	1 15	1 15	1 15	1 15	1 15	1 15	1 15	1 15	1 15	1 15	1 15	
Calendula (A) <i>Calendula officinalis</i>	Orange, yellow	15"-18"	100			E		Edible, good cut flower, reseeds	1 15	1 15	1 15	1 15	1 15	1 15	1 15	1 15	1 15	1 15	1 15	
Candytuft (A) (Hyacinth-flowered) <i>Iberis amara</i>	White	12"-18"	135			E		Good cut flower, fragrance	1 15	1 15	1 15	1 15	1 15	1 15	1 15	1 15	1 15	1 15	1 15	
Candytuft (A) (Iberis) <i>Iberis sempervirens</i>	White	12"	135			E		Good cut flower, fragrance	1 15	1 15	1 15	1 15	1 15	1 15	1 15	1 15	1 15	1 15	1 15	
Carnation (P) <i>Dianthus caryophyllus</i>	Red, pink, yellow, white	12"-14"	150			E		Edible, good cut flower, fragrance	1 15	1 15	1 15	1 15	1 15	1 15	1 15	1 15	1 15	1 15	1 15	
Celosia (A) (Cockscomb) <i>Celosia cristata</i>	Red, pink, orange, yellow	12"-30"	120			M		Good cut flower, good for drying	1 15	1 15	1 15	1 15	1 15	1 15	1 15	1 15	1 15	1 15	1 15	
Clarkia (A) <i>Clarkia amoena</i>	Red, pink	15"-24"	150			E		Good cut flower, wildflower	1 15	1 15	1 15	1 15	1 15	1 15	1 15	1 15	1 15	1 15	1 15	

Plant Type

A = Annual - blooms & dies in one season
 B = Biennial - blooms & dies in second season
 P = Perennial - blooms more than two seasons

Difficulty

E = Easy to grow
 M = Moderately easy to grow
 D = Difficult to grow
 V = Very difficult to grow



Lures

= Hummingbirds
 = Seed-eating Birds
 = Butterflies

Light Needs

= Bright Full Sun
 = Partial Sun
 = Shade

Water Needs































= Low Water Use
 = Moderate Water Use
 = High Water Use

Planting & Flowering Key

= Planting Months
 = Flowering Months
 = Colorful Foliage/Fruit




Notes




= Foliage Plant
 = Poisonous
 !!! = Very Difficult




Flower common & botanical names	Colors	Height	Days from Seed to Bloom	Light Needs	Water Needs	Growing Difficulty	Lures	Special Characteristics	Planting and Flowering Guide												
									Jan	Feb	Mar	Apr	May	Jun	Jul	Aug	Sep	Oct	Nov	Dec	
									1	1	1	1	1	1	1	1	1	1	1	1	
Coleus (A)  <i>Coleus x hybridus</i>	Purple, red, pink, orange, yellow	8"-14"	135			E			1	1	1	1	1	1	1	1	1	1	1	1	1
									15	15	15	15	15	15	15	15	15	15	15	15	15
Coral Bells (A) <i>Heuchera sanguinea</i>	Red, pink, white	12"-24"	160			E		Good cut flower, wildflower	1	1	1	1	1	1	1	1	1	1	1	1	1
									15	15	15	15	15	15	15	15	15	15	15	15	15
Coreopsis (A) <i>Coreopsis spp.</i>	Red, orange, yellow	12"-30"	30-60			E		Good cut flower, wildflower	1	1	1	1	1	1	1	1	1	1	1	1	1
									15	15	15	15	15	15	15	15	15	15	15	15	15
Cornflower (A) (Bachelor's Button) <i>Centaurea cyanus</i>	Blue, purple, red, pink, white	18"-30"	120			E		Good cut flower, reseeds	1	1	1	1	1	1	1	1	1	1	1	1	1
									15	15	15	15	15	15	15	15	15	15	15	15	15
Cosmos (A) <i>Cosmos bipinnatus</i>	Purple, red, pink, white	36"-72"	120			E		Good cut flower	1	1	1	1	1	1	1	1	1	1	1	1	1
									15	15	15	15	15	15	15	15	15	15	15	15	15
Cosmos (yellow) (A) <i>Cosmos sulphureus</i>	Red, orange, yellow	36"-48"	120			E		Good cut flower, reseeds	1	1	1	1	1	1	1	1	1	1	1	1	1
									15	15	15	15	15	15	15	15	15	15	15	15	15
Dahlias (A) <i>Dahlia x hybrida</i>	Purple, red, pink, orange, yellow, white	12"-36"	45			D		Good cut flower	1	1	1	1	1	1	1	1	1	1	1	1	1
									15	15	15	15	15	15	15	15	15	15	15	15	15
Delphinium (A) <i>Delphinium x cultorum</i>	Blue, purple, red, pink, yellow, white	30"-60"	150	 		M		Good cut flower	1	1	1	1	1	1	1	1	1	1	1	1	1
									15	15	15	15	15	15	15	15	15	15	15	15	15
Desert Marigold (A) <i>Baileya multiradiata</i>	Yellow	12"-18"	180			E		Good cut flower, wildflower, reseeds	1	1	1	1	1	1	1	1	1	1	1	1	1
									15	15	15	15	15	15	15	15	15	15	15	15	15
Desert Milkweed (P)  <i>Asclepias subulata</i>	Yellow, white	24"-48"	150			E		Wildflower	1	1	1	1	1	1	1	1	1	1	1	1	1
									15	15	15	15	15	15	15	15	15	15	15	15	15




Plant Type
A = Annual - blooms & dies in one season
B = Biennial - blooms & dies in second season
P = Perennial - blooms more than two seasons




Difficulty
E = Easy to grow
M = Moderately easy to grow
D = Difficult to grow
V = Very difficult to grow

Lures
 = Hummingbirds
 = Seed-eating Birds
 = Butterflies

Light Needs
 = Bright Full Sun
 = Partial Sun
 = Shade

Water Needs
 = Low Water Use
 = Moderate Water Use
 = High Water Use

Planting & Flowering Key
 = Planting Months
 = Flowering Months
 = Colorful Foliage/Fruit

Notes
 = Foliage Plant
 = Poisonous
 = Very Difficult

Flower common & botanical names	Colors	Height	Days from Seed to Bloom	Light Needs	Water Needs	Growing Difficulty	Lures	Special Characteristics	Planting and Flowering Guide													
									Jan	Feb	Mar	Apr	May	Jun	Jul	Aug	Sep	Oct	Nov	Dec		
Desert Zinnia (A) <i>Zinnia acerosa</i>	White	12"	180			D		Wildflower	1	1	1	1	1	1	1	1	1	1	1	1	1	1
Dianthus (A) (Sweet William) <i>Dianthus barbatus</i>	Red, pink, yellow, White	10"-20"	150			E		Edible, good cut flower, fragrance	1	1	1	1	1	1	1	1	1	1	1	1	1	1
Dusty Miller (P) <i>Senecio cineraria</i>	Yellow	8"-16"	N/A			E			1	1	1	1	1	1	1	1	1	1	1	1	1	1
English Daisy (A) <i>Bellis perennis</i>	Red, pink, white	6"	120			E			1	1	1	1	1	1	1	1	1	1	1	1	1	1
Evening Primrose (P) <i>Oenothera biennis</i>	Pink	10"-12"	180			E			1	1	1	1	1	1	1	1	1	1	1	1	1	1
Flax (scarlet) (A) <i>Linum grandiflorum</i>	Red	18"-36"	120			E		Good for drying, wildflower, reseeds	1	1	1	1	1	1	1	1	1	1	1	1	1	1
Flax (blue) (P) <i>Linum perenne lewisii</i>	Blue	18"-24"	120			E		Good for drying, wildflower	1	1	1	1	1	1	1	1	1	1	1	1	1	1
Flowering Tobacco (A) <i>Nicotiana glauca</i>	Purple, red, pink, white	12"-30"	180			M		Fragrance	1	1	1	1	1	1	1	1	1	1	1	1	1	1
Forget-Me-Not (A) <i>Myosotis sylvatica</i>	Blue	10"-12"	180			M		Reseeds	1	1	1	1	1	1	1	1	1	1	1	1	1	1
Four O'Clock (A) <i>Mirabilis jalapa</i>	Purple, red, pink, yellow, White	18"-30"	90			E/M		Reseeds, fragrance	1	1	1	1	1	1	1	1	1	1	1	1	1	1

Plant Type

A = Annual - blooms & dies in one season
 B = Biennial - blooms & dies in second season
 P = Perennial - blooms more than two seasons

Difficulty

E = Easy to grow
 M = Moderately easy to grow
 D = Difficult to grow
 V = Very difficult to grow



Lures

= Hummingbirds
 = Seed-eating Birds
 = Butterflies

Light Needs

= Bright Full Sun
 = Partial Sun
 = Shade

Water Needs

= Low Water Use
 = Moderate Water Use
 = High Water Use

Planting & Flowering Key

= Planting Months
 = Flowering Months
 = Colorful Foliage/Fruit

Notes

= Foliage Plant
 = Poisonous
 !!! = Very Difficult

Flower common & botanical names	Colors	Height	Days from Seed to Bloom	Light Needs	Water Needs	Growing Difficulty	Lures	Special Characteristics	Planting and Flowering Guide											
									Jan	Feb	Mar	Apr	May	Jun	Jul	Aug	Sep	Oct	Nov	Dec
									1 15	1 15	1 15	1 15	1 15	1 15	1 15	1 15	1 15	1 15	1 15	1 15
Foxglove (A) <i>Digitalis purpurea</i>	Purple, pink, yellow, White	24"-36"	150			D		Good cut flower	1 15	1 15	1 15	1 15	1 15	1 15	1 15	1 15	1 15	1 15	1 15	
Gaillardia (P) (Blanket Flower) <i>Gaillardia grandiflora</i>	Red, orange, yellow	15"-24"	150			E		Good cut flower, wildflower, reseeds	1 15	1 15	1 15	1 15	1 15	1 15	1 15	1 15	1 15	1 15	1 15	
Gaillardia (A) (Blanket Flower) <i>Gaillardia pulchella</i>	Red, orange, yellow	15"-24"	150			E		Good cut flower, wildflower, reseeds	1 15	1 15	1 15	1 15	1 15	1 15	1 15	1 15	1 15	1 15	1 15	
Gazania (P) <i>Gazania x hybrida</i>	Red, orange, yellow	6"-12"	30-60			E/M		Reseeds	1 15	1 15	1 15	1 15	1 15	1 15	1 15	1 15	1 15	1 15	1 15	
Geranium (P) <i>Pelargonium x hortorum</i>	Purple, red, pink, orange, yellow, white	12"-18"	150			E			1 15	1 15	1 15	1 15	1 15	1 15	1 15	1 15	1 15	1 15	1 15	
Gilia (A) <i>Gilia capitata</i>	Blue	8"-30"	60			M		Wildflower	1 15	1 15	1 15	1 15	1 15	1 15	1 15	1 15	1 15	1 15	1 15	
Globe Amaranth (A) <i>Gomphrena globosa</i>	Purple, red, pink, white	15"-24"	100			E		Good cut flower, good for drying	1 15	1 15	1 15	1 15	1 15	1 15	1 15	1 15	1 15	1 15	1 15	
Globe Mallow (P) <i>Sphaeralcea ambigua</i>	Purple, red, pink, orange, white	24"-36"	120			E		Good for drying, wildflower, reseeds	1 15	1 15	1 15	1 15	1 15	1 15	1 15	1 15	1 15	1 15	1 15	
Gloriosa Daisy (A) <i>Rudbeckia hirta</i> cv. <i>Gloriosa</i>	Orange, yellow	18"-30"	60			E		Good for drying, wildflower, reseeds	1 15	1 15	1 15	1 15	1 15	1 15	1 15	1 15	1 15	1 15	1 15	
Hollyhock (A/B) <i>Alcea rosea</i>	Purple, red, pink, yellow, white	36"-72"	120			E			1 15	1 15	1 15	1 15	1 15	1 15	1 15	1 15	1 15	1 15	1 15	

Plant Type
A = Annual - blooms & dies in one season
B = Biennial - blooms & dies in second season
P = Perennial - blooms more than two seasons

Difficulty
E = Easy to grow
M = Moderately easy to grow
D = Difficult to grow
V = Very difficult to grow

Lures
 = Hummingbirds
 = Seed-eating Birds
 = Butterflies

Light Needs
 = Bright Full Sun
 = Partial Sun
 = Shade

Water Needs
 = Low Water Use
 = Moderate Water Use
 = High Water Use

Planting & Flowering Key
 = Planting Months
 = Flowering Months
 = Colorful Foliage/Fruit

Notes
 = Foliage Plant
 = Poisonous
 = Very Difficult

Flower common & botanical names	Colors	Height	Days from Seed to Bloom	Light Needs	Water Needs	Growing Difficulty	Lures	Special Characteristics	Planting and Flowering Guide													
									Jan	Feb	Mar	Apr	May	Jun	Jul	Aug	Sep	Oct	Nov	Dec		
Impatiens (A) <i>Impatiens wallerana</i>	Purple, red, pink, orange, white	6"-12"	90			M			1	1	1	1	1	1	1	1	1	1	1	1	1	1
Indian Paintbrush (A) !!! <i>Castilleja chromosa</i>	Red	24"-30"	165			V		Wildflower	1	1	1	1	1	1	1	1	1	1	1	1	1	1
Johnny-Jump-Up (A) <i>Viola tricolor</i>	Blue, purple, yellow	4"-6"	120			E		Edible, reseeds	1	1	1	1	1	1	1	1	1	1	1	1	1	1
Jupiter's Beard (P) <i>Centranthus ruber</i>	Red, pink, white	36"	180			E		Good cut flower, wildflower, reseeds, fragrance	1	1	1	1	1	1	1	1	1	1	1	1	1	1
Kochia (A) (Summer Cypress) <i>Kochia scoparia</i>	Red	24"-30"	N/A			E		Reseeds	1	1	1	1	1	1	1	1	1	1	1	1	1	1
Larkspur (A) <i>Consolida ambigua</i>	Blue, purple, red, white	24"-48"	180			E		Good cut flower	1	1	1	1	1	1	1	1	1	1	1	1	1	1
Linaria (A) (Toadflax) <i>Linaria maroccana</i>	Blue, purple, red, pink, yellow, white	12"-15"	180			E		Reseeds	1	1	1	1	1	1	1	1	1	1	1	1	1	1
Lisianthus (A) <i>Eustoma grandiflorum</i>	Blue, purple, red, pink, yellow, white	12"-24"	60-90			M		Good cut flower	1	1	1	1	1	1	1	1	1	1	1	1	1	1
Lobelia (A) <i>Lobelia erinus</i>	Blue, purple, red, pink, white	6"-10"	150			E			1	1	1	1	1	1	1	1	1	1	1	1	1	1
Lupine (A) <i>Lupinus spp.</i>	Blue	6"-10"	120			M		Wildflower	1	1	1	1	1	1	1	1	1	1	1	1	1	1

Plant Type

A = Annual - blooms & dies in one season
 B = Biennial - blooms & dies in second season
 P = Perennial - blooms more than two seasons

Difficulty

E = Easy to grow
 M = Moderately easy to grow
 D = Difficult to grow
 V = Very difficult to grow



Lures

= Hummingbirds
 = Seed-eating Birds
 = Butterflies

Light Needs

= Bright Full Sun
 = Partial Sun
 = Shade

Water Needs

= Low Water Use
 = Moderate Water Use
 = High Water Use

Planting & Flowering Key

= Planting Months
 = Flowering Months
 = Colorful Foliage/Fruit

Notes

= Foliage Plant
 = Poisonous
 !!! = Very Difficult

Flower common & botanical names	Colors	Height	Days from Seed to Bloom	Light Needs	Water Needs	Growing Difficulty	Lures	Special Characteristics	Planting and Flowering Guide											
									Jan	Feb	Mar	Apr	May	Jun	Jul	Aug	Sep	Oct	Nov	Dec
Marigold, American/African (A) <i>Tagetes erecta</i>	Orange, yellow, white	18"-36"	30-60			E		Good cut flower, reseeds, fragrance	1 15	 15	 15	 15	 15	 15	 15	 15	 15	 15	 15	 15
Marigold, French (A) <i>Tagetes patula</i>	Red, orange, yellow	8"-10"	30-60			E		Good cut flower, reseeds	1 15	 15	 15	 15	 15	 15	 15	 15	 15	 15	 15	 15
Mexican Hat (A) <i>Ratibida columnifera</i>	Orange, yellow	10"-18"	180			E		Wildflower, reseeds	1 15	 15	 15	 15	 15	 15	 15	 15	 15	 15	 15	 15
Mexican Sunflower (A) <i>Tithonia rotundifolia</i>	Orange	48"-96"	120			E		Wildflower	1 15	 15	 15	 15	 15	 15	 15	 15	 15	 15	 15	 15
Mignonette (A) <i>Reseda odorata</i>	Yellow	8"-12"	120			M		Fragrance	1 15	 15	 15	 15	 15	 15	 15	 15	 15	 15	 15	 15
Nasturtiums (A) <i>Tropaeolum majus</i>	Red, pink, orange, yellow, white	10"-18"	120			E		Edible, good cut flower, reseeds, fragrance	 15	 15	 15	 15	 15	 15	 15	 15	 15	 15	 15	 15
Nemesia (A) <i>Nemesia strumosa</i>	Blue, purple, red, pink, orange, yellow, white	8"-10"	90			E			 15	 15	 15	 15	 15	 15	 15	 15	 15	 15	 15	 15
Nierembergia (A) <i>Nierembergia hippomanica violacea</i>	Blue, purple, white	4"-15"	150			E		Reseeds	 15	 15	 15	 15	 15	 15	 15	 15	 15	 15	 15	 15
Ornamental Cabbage/Kale (A) <i>Brassica oleracea</i>	Purple, red, pink, white	8"-12"	N/A			E			 15	 15	 15	 15	 15	 15	 15	 15	 15	 15	 15	 15
Ornamental Pepper (A) <i>Capsicum annuum</i>	Red	8"-12"	90-120			E			1 15	 15	 15	 15	 15	 15	 15	 15	 15	 15	 15	 15

Plant Type
A = Annual - blooms & dies in one season
B = Biennial - blooms & dies in second season
P = Perennial - blooms more than two seasons

Difficulty
E = Easy to grow
M = Moderately easy to grow
D = Difficult to grow
V = Very difficult to grow

Lures
 = Hummingbirds
 = Seed-eating Birds
 = Butterflies

Light Needs
 = Bright Full Sun
 = Partial Sun
 = Shade

Water Needs
 = Low Water Use
 = Moderate Water Use
 = High Water Use

Planting & Flowering Key
 = Planting Months
 = Flowering Months
 = Colorful Foliage/Fruit

Notes
 = Foliage Plant
 = Poisonous
!!! = Very Difficult

Flower common & botanical names	Colors	Height	Days from Seed to Bloom	Light Needs	Water Needs	Growing Difficulty	Lures	Special Characteristics	Planting and Flowering Guide												
									Jan	Feb	Mar	Apr	May	Jun	Jul	Aug	Sep	Oct	Nov	Dec	
Painted Daisy (A) <i>Chrysanthemum coccineum</i>	Pink, orange, white	18"-24"	150			M		Good cut flower	1 15	1 15	1 15	1 15	1 15	1 15	1 15	1 15	1 15	1 15	1 15	1 15	1 15
Pansies (A) <i>Viola x wittrockiana</i>	Blue, purple, red, pink, orange, yellow, white	6"-12"	30			E		Edible	1 15	1 15	1 15	1 15	1 15	1 15	1 15	1 15	1 15	1 15	1 15	1 15	1 15
Penstemon (P) (Firecracker) <i>Penstemon eatonii</i>	Red	12"-24"	150			E/M		Good cut flower, wildflower, reseeds	1 15	1 15	1 15	1 15	1 15	1 15	1 15	1 15	1 15	1 15	1 15	1 15	1 15
Penstemon (P) (Parry's) <i>Penstemon parryi</i>	Pink	12"-36"	150			E/M		Good cut flower, wildflower, reseeds	1 15	1 15	1 15	1 15	1 15	1 15	1 15	1 15	1 15	1 15	1 15	1 15	1 15
Penstemon (P) (Desert Beardtongue) <i>P. pseudospectabilis</i>	Pink	12"-24"	150			E/M		Good cut flower, wildflower, reseeds	1 15	1 15	1 15	1 15	1 15	1 15	1 15	1 15	1 15	1 15	1 15	1 15	1 15
Periwinkle (Vinca) (A) <i>Catharanthus roseus</i>	Purple, pink, white	8"-18"	30			E		Reseeds	1 15	1 15	1 15	1 15	1 15	1 15	1 15	1 15	1 15	1 15	1 15	1 15	1 15
Petunia (A) <i>Petunia x hybrida</i>	Blue, purple, red, pink, yellow, white	12"-24"	30			E		Fragrance	1 15	1 15	1 15	1 15	1 15	1 15	1 15	1 15	1 15	1 15	1 15	1 15	1 15
Phlox (A) <i>Phlox drummondii</i>	Purple, red, pink, yellow, white	6"-18"	150			E		Good cut flower, fragrance	1 15	1 15	1 15	1 15	1 15	1 15	1 15	1 15	1 15	1 15	1 15	1 15	1 15
Pincushion Flower (A) <i>Scabiosa spp.</i>	Blue, purple, pink, white	18"-30"	180			E/M		Good cut flower	1 15	1 15	1 15	1 15	1 15	1 15	1 15	1 15	1 15	1 15	1 15	1 15	1 15
Poppy (A) California <i>Eschscholzia californica</i>	Red, pink, orange, yellow, white	6"-12"	150			E		Wildflower, reseeds	1 15	1 15	1 15	1 15	1 15	1 15	1 15	1 15	1 15	1 15	1 15	1 15	1 15

Plant Type

A = Annual - blooms & dies in one season
 B = Biennial - blooms & dies in second season
 P = Perennial - blooms more than two seasons

Difficulty

E = Easy to grow
 M = Moderately easy to grow
 D = Difficult to grow
 V = Very difficult to grow



Lures

= Hummingbirds
 = Seed-eating Birds
 = Butterflies

Light Needs

= Bright Full Sun
 = Partial Sun
 = Shade

Water Needs

= Low Water Use
 = Moderate Water Use
 = High Water Use

Planting & Flowering Key

= Planting Months
 = Flowering Months
 = Colorful Foliage/Fruit

Notes

= Foliage Plant
 = Poisonous
 !!! = Very Difficult

Flower common & botanical names	Colors	Height	Days from Seed to Bloom	Light Needs	Water Needs	Growing Difficulty	Lures	Special Characteristics	Planting and Flowering Guide											
									Jan	Feb	Mar	Apr	May	Jun	Jul	Aug	Sep	Oct	Nov	Dec
Poppy (A) Iceland <i>Papaver nudicaule</i>	Pink, orange, yellow, white	12"-24"	120			E		Fragrance	1 15	1 15	1 15	1 15	1 15	1 15	1 15	1 15	1 15	1 15	1 15	1 15
Poppy (A) Shirley <i>Papaver Rhoeus</i>	Red, pink, orange, yellow, white	24"-48"	120			E		Reseeds	1 15	1 15	1 15	1 15	1 15	1 15	1 15	1 15	1 15	1 15	1 15	1 15
Portulaca (A) <i>Portulaca grandiflora</i>	Red, pink, orange, yellow, white	4"-6"	30			E		Reseeds	1 15	1 15	1 15	1 15	1 15	1 15	1 15	1 15	1 15	1 15	1 15	1 15
Purple Coneflower (A) <i>Echinacea purpurea</i>	Purple, red, pink, white	24"-48"	180			E		Good cut flower	1 15	1 15	1 15	1 15	1 15	1 15	1 15	1 15	1 15	1 15	1 15	1 15
Primrose (A) Fairy <i>Primula malacoides</i>	Purple, red, pink, white	6"-14"	120			M			1 15	1 15	1 15	1 15	1 15	1 15	1 15	1 15	1 15	1 15	1 15	1 15
Primrose (A) Polyanthus <i>Primula polyantha</i>	Blue, purple, red, pink, yellow, white	4"-12"	120			M			1 15	1 15	1 15	1 15	1 15	1 15	1 15	1 15	1 15	1 15	1 15	1 15
Purslane (A) <i>Portulaca x hybrida</i>	Red, pink, orange, yellow, white	4"-8"	30			E		Edible	1 15	1 15	1 15	1 15	1 15	1 15	1 15	1 15	1 15	1 15	1 15	1 15
Ranunculus (P) <i>Ranunculus x hybridus</i>	Red, pink, yellow, white	8"-18"	120			E		Good cut flower	1 15	1 15	1 15	1 15	1 15	1 15	1 15	1 15	1 15	1 15	1 15	1 15
Safflower (A) <i>Carthamus tinctorius</i>	Orange, yellow	12"-36"	90			E		Good cut flower, good for drying	1 15	1 15	1 15	1 15	1 15	1 15	1 15	1 15	1 15	1 15	1 15	1 15
Sage (P) <i>Salvia spp.</i>	Purple, red, white	5"-48"	90			E		Fragrance	1 15	1 15	1 15	1 15	1 15	1 15	1 15	1 15	1 15	1 15	1 15	1 15

Plant Type
A = Annual - blooms & dies in one season
B = Biennial - blooms & dies in second season
P = Perennial - blooms more than two seasons

Difficulty
E = Easy to grow
M = Moderately easy to grow
D = Difficult to grow
V = Very difficult to grow

Lures
 = Hummingbirds
 = Seed-eating Birds
 = Butterflies

Light Needs
 = Bright Full Sun
 = Partial Sun
 = Shade

Water Needs
 = Low Water Use
 = Moderate Water Use
 = High Water Use

Planting & Flowering Key
 = Planting Months
 = Flowering Months
 = Colorful Foliage/Fruit

Notes
 = Foliage Plant
 = Poisonous
!!! = Very Difficult

Flower common & botanical names	Colors	Height	Days from Seed to Bloom	Light Needs	Water Needs	Growing Difficulty	Lures	Special Characteristics	Planting and Flowering Guide												
									Jan	Feb	Mar	Apr	May	Jun	Jul	Aug	Sep	Oct	Nov	Dec	
Salpiglossis (A) <i>Salpiglossis sinuata</i>	Purple, red, pink, orange, yellow	15"-30"	150			D		Good cut flower	1 15	1 15	1 15	1 15	1 15	1 15	1 15	1 15	1 15	1 15	1 15	1 15	1 15
Salvia (A) <i>Salvia splendens</i>	Purple, red, pink, white	15"-30"	30			E		Fragrance	1 15	1 15	1 15	1 15	1 15	1 15	1 15	1 15	1 15	1 15	1 15	1 15	1 15
Sanvitalia (A)(Creeping zinnia) <i>Sanvitalia procumbens</i>	Purple, orange yellow	6"-12"	30			M			1 15	1 15	1 15	1 15	1 15	1 15	1 15	1 15	1 15	1 15	1 15	1 15	1 15
Schizanthus (A) <i>Schizanthus x wisetonensis</i>	Purple, pink, white	18"-24"	150			D			1 15	1 15	1 15	1 15	1 15	1 15	1 15	1 15	1 15	1 15	1 15	1 15	1 15
Shasta Daisy (A) <i>Chrysanthemum maximum</i>	Yellow, white	24"-36"	180			E		Good cut flower	1 15	1 15	1 15	1 15	1 15	1 15	1 15	1 15	1 15	1 15	1 15	1 15	1 15
Shungiku Chrysanthemum (A) <i>C. coronarium</i>	Yellow, white	24"-36"	120			E		Edible, reseeds	1 15	1 15	1 15	1 15	1 15	1 15	1 15	1 15	1 15	1 15	1 15	1 15	1 15
Snapdragon (A) <i>Antirrhinum majus</i>	Purple, red, pink, yellow, white	6"-36"	30-60			E		Good cut flower	1 15	1 15	1 15	1 15	1 15	1 15	1 15	1 15	1 15	1 15	1 15	1 15	1 15
Spider Flower (A) <i>Cleome spinosa</i>	Pink, white	48"-60"	180			E		Good for drying, wildflower	1 15	1 15	1 15	1 15	1 15	1 15	1 15	1 15	1 15	1 15	1 15	1 15	1 15
Star Clusters (A) <i>Pentas lanceolata</i>	Purple, red, pink, white	24"-30"	180			D		Wildflower	1 15	1 15	1 15	1 15	1 15	1 15	1 15	1 15	1 15	1 15	1 15	1 15	1 15
Statice (A) (Sea Lavender) <i>Limonium sinuatum</i>	Blue, purple, yellow, white	18"-24"	150			E		Good cut flower, good for drying	1 15	1 15	1 15	1 15	1 15	1 15	1 15	1 15	1 15	1 15	1 15	1 15	1 15

Plant Type

A = Annual - blooms & dies in one season
 B = Biennial - blooms & dies in second season
 P = Perennial - blooms more than two seasons

Difficulty

E = Easy to grow
 M = Moderately easy to grow
 D = Difficult to grow
 V = Very difficult to grow



Lures

= Hummingbirds
 = Seed-eating Birds
 = Butterflies

Light Needs

= Bright Full Sun
 = Partial Sun
 = Shade

Water Needs

= Low Water Use
 = Moderate Water Use
 = High Water Use

Planting & Flowering Key

= Planting Months
 = Flowering Months
 = Colorful Foliage/Fruit

Notes

= Foliage Plant
 = Poisonous
 !!! = Very Difficult

Flower common & botanical names	Colors	Height	Days from Seed to Bloom	Light Needs	Water Needs	Growing Difficulty	Lures	Special Characteristics	Planting and Flowering Guide													
									Jan	Feb	Mar	Apr	May	Jun	Jul	Aug	Sep	Oct	Nov	Dec		
Stock (A) <i>Matthiola incana</i>	Purple, red, pink, yellow, white	12"-24"	150			E		Good cut flower, fragrance	1 15	1 15	1 15	1 15	1 15	1 15	1 15	1 15	1 15	1 15	1 15	1 15	1 15	
Strawflower (A) <i>Helichrysum bracteatum</i>	Red, pink, orange, yellow, white	12"-36"	150			D		Good cut flower, good for drying	1 15	1 15	1 15	1 15	1 15	1 15	1 15	1 15	1 15	1 15	1 15	1 15	1 15	1 15
Sunflower (A) <i>Helianthus annuus</i>	Red, pink, orange, yellow, white	36"-60"	90			E		Edible, good cut flower	1 15	1 15	1 15	1 15	1 15	1 15	1 15	1 15	1 15	1 15	1 15	1 15	1 15	1 15
Sweet Alyssum (A) <i>Lobularia maritima</i>	Purple, white	6"-12"	30			E		Fragrance	1 15	1 15	1 15	1 15	1 15	1 15	1 15	1 15	1 15	1 15	1 15	1 15	1 15	1 15
Sweet Peas (A) <i>Lathyrus odoratus</i>	Blue, purple, red, pink, yellow, white	12"-72"	120			E		Good cut flower, fragrance	1 15	1 15	1 15	1 15	1 15	1 15	1 15	1 15	1 15	1 15	1 15	1 15	1 15	1 15
Sweet Sultan (A) <i>Centaurea moschata</i>	Purple, pink, yellow, white	30"-36"	150			E		Good cut flower, fragrance	1 15	1 15	1 15	1 15	1 15	1 15	1 15	1 15	1 15	1 15	1 15	1 15	1 15	1 15
Verbena (A) <i>Verbena peruviana</i>	Purple, red, pink, white	6"-8"	120			E			1 15	1 15	1 15	1 15	1 15	1 15	1 15	1 15	1 15	1 15	1 15	1 15	1 15	1 15
Verbena (A) <i>Verbena gooddingii</i>	Purple, pink	8"-18"	120			E		Wildflower, reseeds	1 15	1 15	1 15	1 15	1 15	1 15	1 15	1 15	1 15	1 15	1 15	1 15	1 15	1 15
Violet (A) <i>Viola spp.</i>		4"-6"	135			E		Edible	1 15	1 15	1 15	1 15	1 15	1 15	1 15	1 15	1 15	1 15	1 15	1 15	1 15	1 15
Wild Hyssop (P) <i>Agastache spp.</i>	Blue, purple, pink	24"-36"	90-210			M		Wildflower, fragrance	1 15	1 15	1 15	1 15	1 15	1 15	1 15	1 15	1 15	1 15	1 15	1 15	1 15	1 15

Plant Type
A = Annual - blooms & dies in one season
B = Biennial - blooms & dies in second season
P = Perennial - blooms more than two seasons

Difficulty
E = Easy to grow
M = Moderately easy to grow
D = Difficult to grow
V = Very difficult to grow

Lures
 = Hummingbirds
 = Seed-eating Birds
 = Butterflies

Light Needs
 = Bright Full Sun
 = Partial Sun
 = Shade

Water Needs
 = Low Water Use
 = Moderate Water Use
 = High Water Use

Planting & Flowering Key
 = Planting Months
 = Flowering Months
 = Colorful Foliage/Fruit

Notes
 = Foliage Plant
 = Poisonous
 = Very Difficult

Flower common & botanical names	Colors	Height	Days from Seed to Bloom	Light Needs	Water Needs	Growing Difficulty	Lures	Special Characteristics	Planting and Flowering Guide												
									Jan	Feb	Mar	Apr	May	Jun	Jul	Aug	Sep	Oct	Nov	Dec	
Yarrow (P) <i>Achillea spp.</i>	Red, pink, yellow, white	12"-24"	30			E		Good cut flower, good for drying, wildflower	1	1	1	1	1	1	1	1	1	1	1	1	1
									15			15					15			15	
Zinnia (A) <i>Zinnia elegans</i>	Purple, red, pink, yellow, white	4"-30"	30			E		Good cut flower	1	1	1	1	1	1	1	1	1	1	1	1	1
									15	15											

Plant Type

- A** = Annual - blooms & dies in one season
- B** = Biennial - blooms & dies in second season
- P** = Perennial - blooms more than two seasons

Difficulty

- E** = Easy to grow
- M** = Moderately easy to grow
- D** = Difficult to grow
- V** = Very difficult to grow

Lures

- = Hummingbirds
- = Seed-eating Birds
- = Butterflies

Light Needs

- = Bright Full Sun
- = Partial Sun
- = Shade

Water Needs

- = Low Water Use
- = Moderate Water Use
- = High Water Use

Planting & Flowering Key

- = Planting Months
- = Flowering Months
- = Colorful Foliage/Fruit

Notes

- = Foliage Plant
- = Poisonous
- !!!** = Very Difficult